

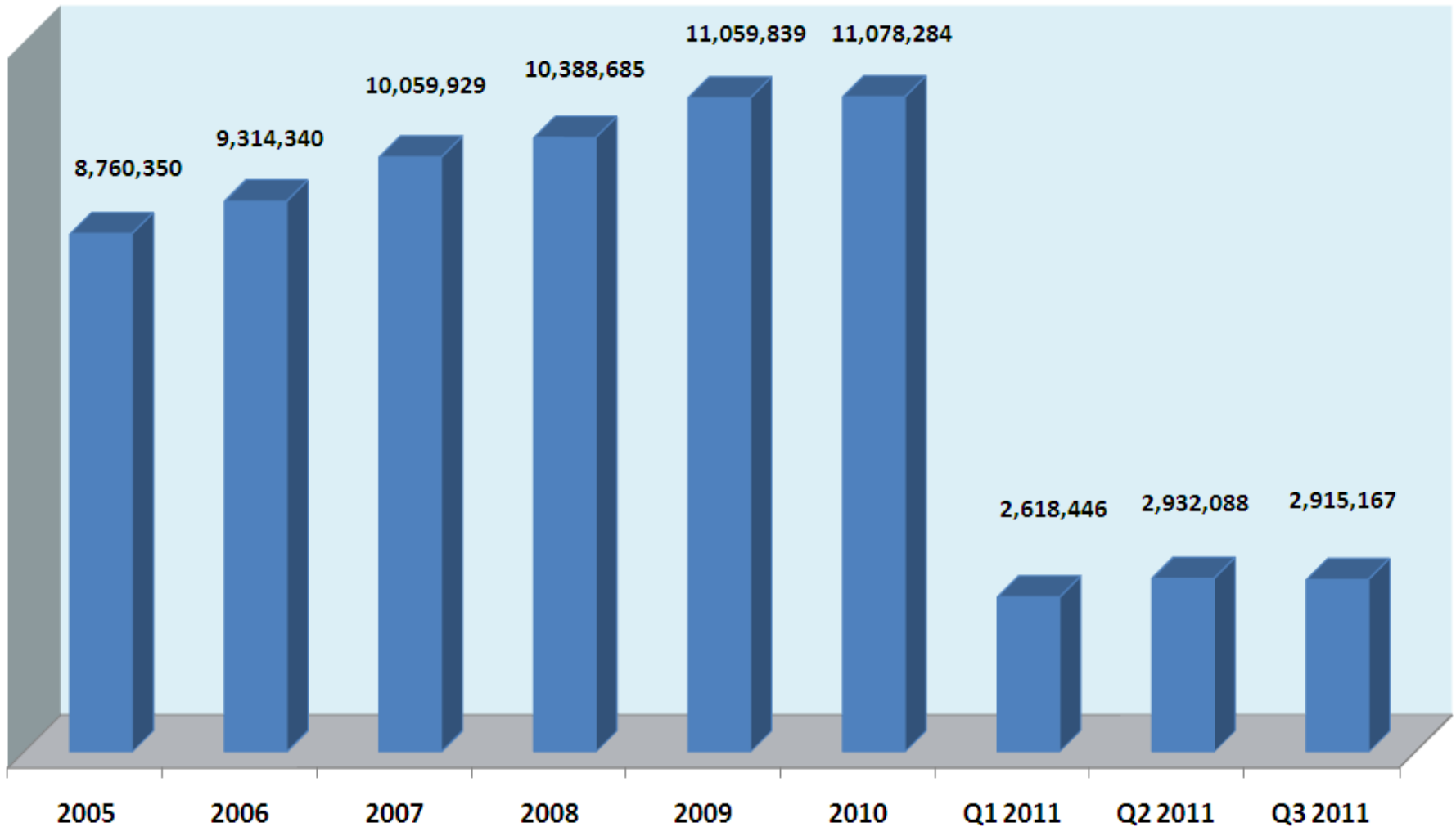
Kentucky All Schedule Prescription Electronic Reporting

Quarterly Trend Report 3rd Quarter 2011

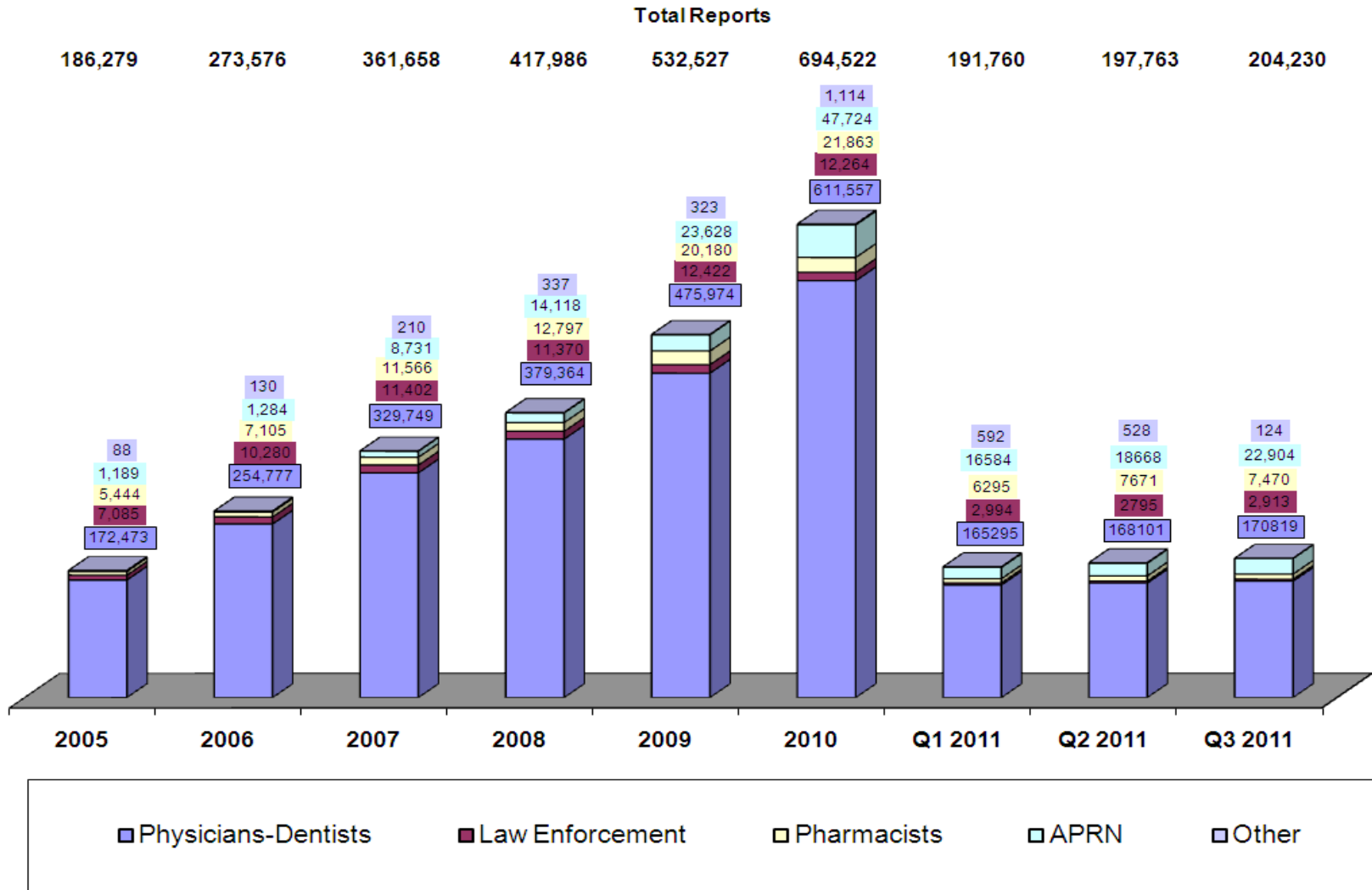
Cabinet for Health and Family Services
Office of the Inspector General
275 E. Main Street
Frankfort, KY 40621



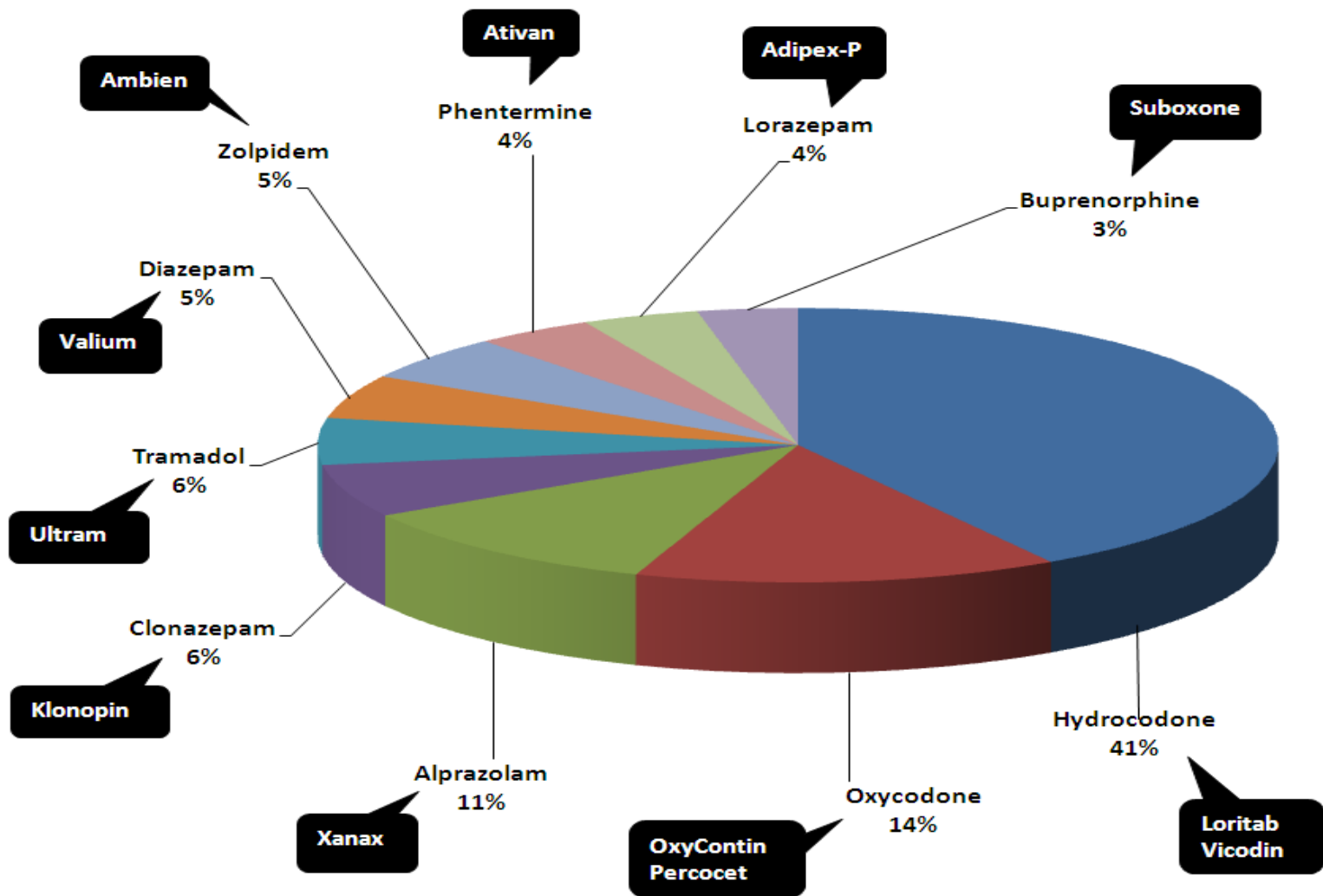
KASPER Records Added 2005 – Q3 2011



KASPER Reports Requested 2005 – Q3 2011



Top Prescribed Controlled Substances by Therapeutic Category by Doses – Q3 2011

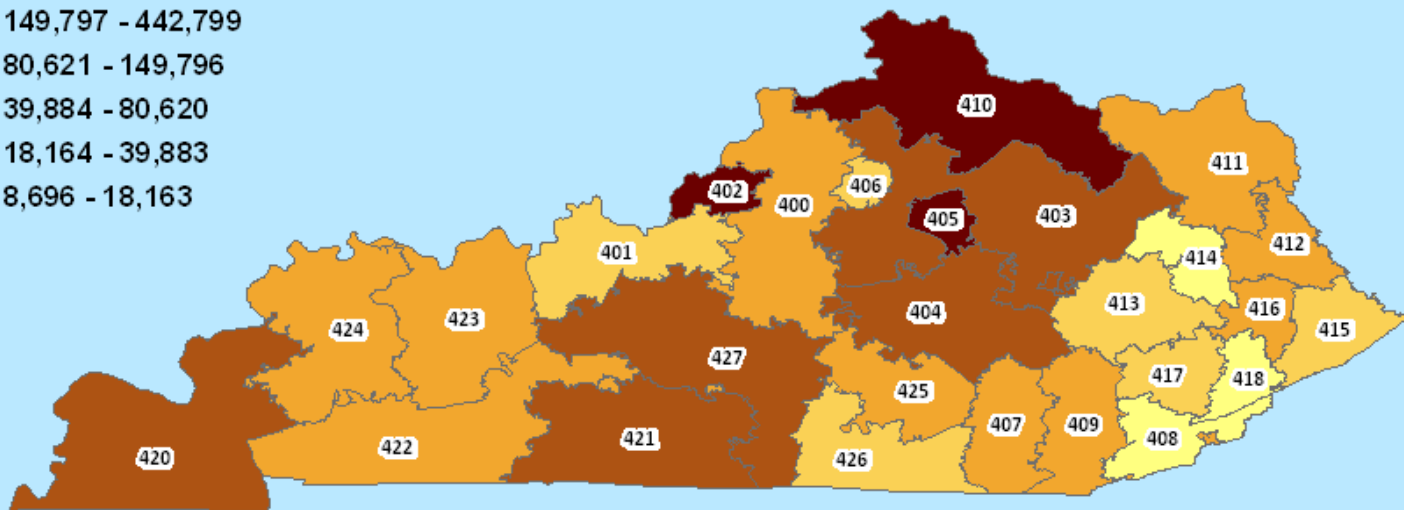



Controlled Substance Prescribing Q3 2011

All Controlled Substances Prescriptions by Prescribers Address

Kentucky Three Digit Zip Code Areas

Number of RX for Qtr 3 (Jul 01 - Sep 30) 2011



0 15 30 60 90 120 150 Miles



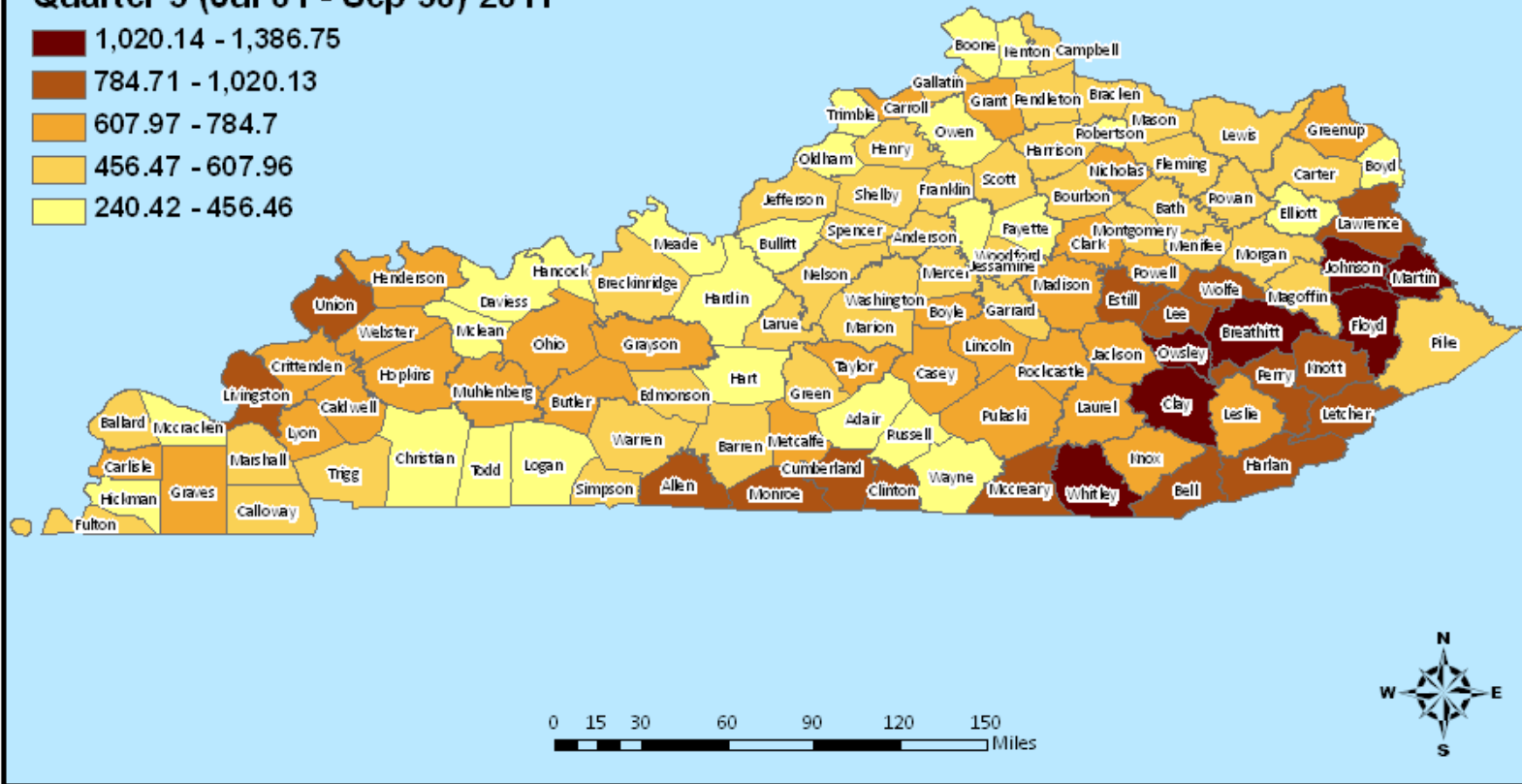
Controlled Substance Prescribing Q3 2011

3 Digit Zip	Prescriptions By Prescriber Zip-Actual Number of all Controlled Substances for Quarter 3, 2011
400	79,281
401	26,042
402	442,799
403	123,784
404	97,819
405	256,295
406	22,234
407	80,620
408	18,163
409	57,681
410	222,471
411	63,262
412	47,610
413	30,712
414	8,696
415	23,618
416	52,786
417	39,883
418	13,866
420	149,796
421	132,066
422	56,387
423	49,060
424	77,773
425	50,505
426	25,527
427	91,417
Totals	2,340,153

Controlled Substance Usage Q3 2011

Controlled Substances Usage Per 1000 by Patients Address

Per 1000 by Patient Address
Quarter 3 (Jul 01 - Sep 30) 2011



Controlled Substance Usage

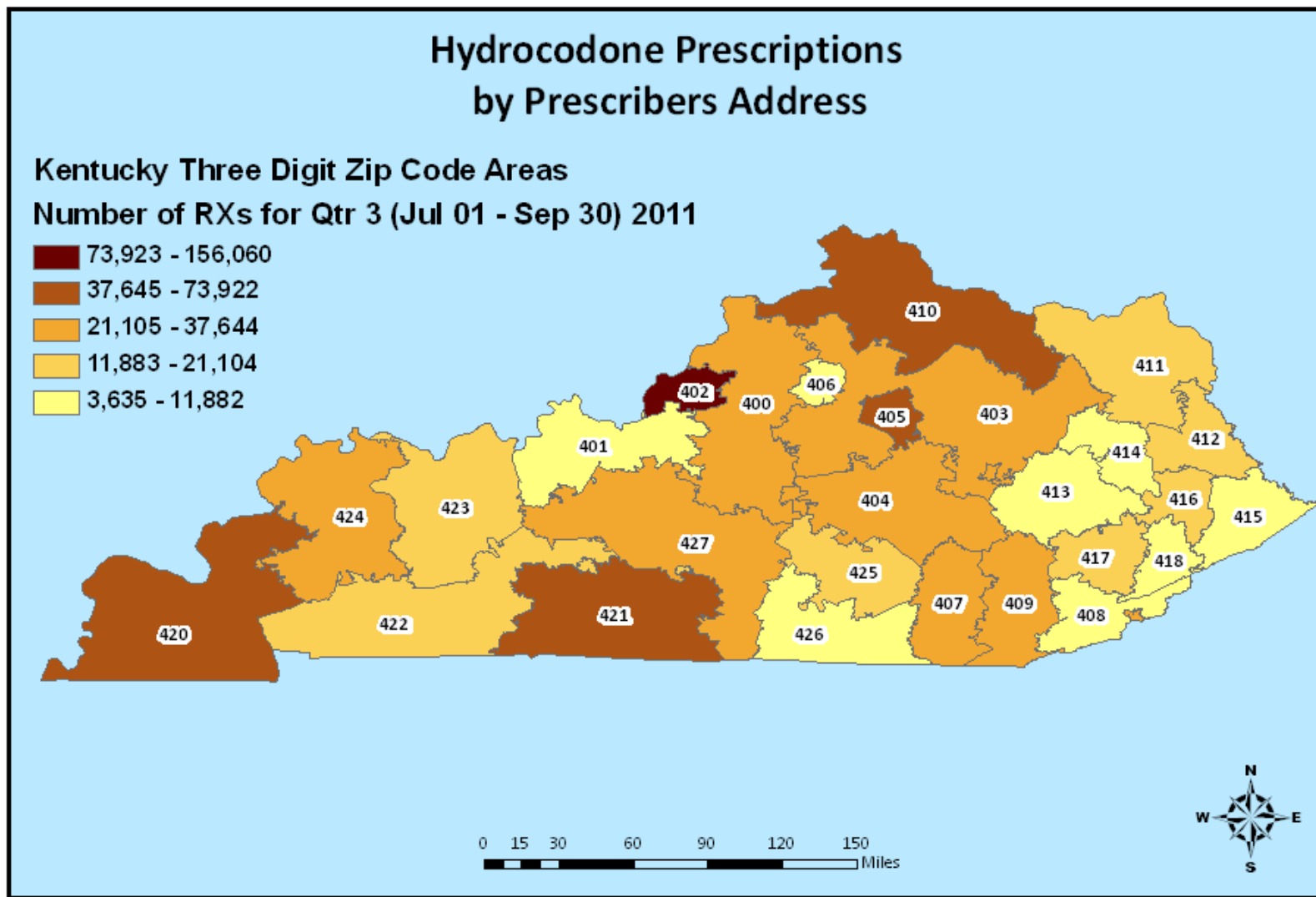
Q3 2011

Actual Number of All Controlled Substances Prescriptions for Quarter 3, 2011							
COUNTY	# RXS	COUNTY	# RXS	COUNTY	# RXS	COUNTY	# RXS
ADAIR	8,386	EDMONSON	6,765	KNOX	24,861	NICHOLAS	4,747
ALLEN	15,987	ELLIOTT	2,642	LARUE	7,057	OHIO	16,324
ANDERSON	11,958	ESTILL	12,083	LAUREL	37,187	OLDHAM	22,342
BALLARD	4,415	FAYETTE	117,520	LAWRENCE	13,222	OWEN	4,645
BARREN	23,579	FLEMING	7,169	LEE	7,529	OWSLEY	6,594
BATH	5,768	FLOYD	51,003	LESLIE	8,875	PENDLETON	7,316
BELL	26,703	FRANKLIN	27,006	LETCHER	21,137	PERRY	28,347
BOONE	54,233	FULTON	4,142	LEWIS	6,816	PIKE	37,950
BOURBON	11,617	GALLATIN	4,860	LINCOLN	16,080	POWELL	9,840
BOYD	19,706	GARRARD	9,486	LIVINGSTON	8,586	PULASKI	40,909
BOYLE	18,798	GRANT	15,284	LOGAN	11,793	ROBERTSON	982
BRACKEN	4,699	GRAVES	24,248	LYON	5,681	ROCKCASTLE	12,711
BREATHITT	15,317	GRAYSON	19,995	MADISON	41,333	ROWAN	11,597
BRECKINRIDGE	9,344	GREEN	5,630	MAGOFFIN	15,579	RUSSELL	4,223
BULLITT	33,821	GREENUP	27,808	MARION	9,996	SCOTT	23,829
BUTLER	8,703	HANCOCK	3,109	MARSHALL	13,445	SHELBY	20,749
CALDWELL	8,759	HARDIN	42,168	MARTIN	12,267	SIMPSON	10,460
CALLOWAY	17,415	HARLAN	26,482	MASON	7,661	SPENCER	9,159
CAMPBELL	43,476	HARRISON	11,300	MCCRACKEN	49,381	TAYLOR	15,649
CARLISLE	3,815	HART	8,206	MCCREARY	10,863	TODD	5,397
CARROLL	7,757	HENDERSON	31,497	MCLEAN	5,541	TRIGG	8,505
CARTER	14,890	HENRY	9,032	MEADE	8,797	TRIMBLE	2,730
CASEY	10,111	HICKMAN	1,640	MENIFEE	3,088	UNION	12,578
CHRISTIAN	28,135	HOPKINS	32,600	MERCER	12,679	WARREN	59,472
CLARK	22,146	JACKSON	9,405	METCALFE	6,327	WASHINGTON	5,946
CLAY	24,632	JEFFERSON	376,402	MONROE	8,971	WAYNE	8,190
CLINTON	10,130	JESSAMINE	24,594	MONTGOMERY	14,457	WEBSTER	10,102
CRITTENDEN	6,239	JOHNSON	28,105	MORGAN	8,034	WHITLEY	37,421
CUMBERLAND	6,994	KENTON	67,995	MUHLENBERG	22,310	WOLFE	7,109
DAVISS	34,460	KNOTT	15,670	NELSON	25,693	WOODFORD	10,704
						TOTAL	2,437,612

Per 1000 Controlled Substance Usage Q3 2011

Actual Number of All Controlled Substances Prescriptions per 1,000 Residents for Quarter 3, 2011							
COUNTY	PER 1000	COUNTY	PER 1000	COUNTY	PER 1000	COUNTY	PER 1000
ADAIR	449.51	EDMONSON	556.29	KNOX	779.76	NICHOLAS	665.31
ALLEN	801.11	ELLIOTT	336.47	LARUE	497.22	OHIO	684.67
ANDERSON	558.24	ESTILL	823.54	LAUREL	631.91	OLDHAM	370.42
BALLARD	535.22	FAYETTE	397.29	LAWRENCE	833.67	OWEN	428.47
BARREN	559.10	FLEMING	499.65	LEE	954.61	OWSLEY	1,386.75
BATH	497.63	FLOYD	1,292.82	LESLIE	784.70	PENDLETON	491.77
BELL	930.71	FRANKLIN	547.96	LETCHER	862.07	PERRY	987.29
BOONE	456.46	FULTON	607.96	LEWIS	491.42	PIKE	583.63
BOURBON	581.29	GALLATIN	565.84	LINCOLN	649.91	POWELL	780.15
BOYD	397.76	GARRARD	560.90	LIVINGSTON	901.99	PULASKI	648.70
BOYLE	661.16	GRANT	619.74	LOGAN	439.46	ROBERTSON	430.32
BRACKEN	553.61	GRAVES	653.22	LYON	683.31	ROCKCASTLE	745.25
BREATHITT	1,103.69	GRAYSON	776.63	MADISON	753.16	ROWAN	497.02
BRECKINRIDGE	465.83	GREEN	500.09	MAGOFFIN	593.41	RUSSELL	240.42
BULLITT	455.08	GREENUP	753.40	MARION	581.37	SCOTT	505.14
BUTLER	685.82	HANCOCK	362.99	MARSHALL	498.49	SHELBY	493.15
CALDWELL	674.60	HARDIN	399.53	MARTIN	1,168.45	SIMPSON	603.68
CALLOWAY	468.26	HARLAN	904.50	MASON	504.34	SPENCER	536.84
CAMPBELL	481.27	HARRISON	599.60	MCCRACKEN	427.53	TAYLOR	638.42
CARLISLE	747.45	HART	450.90	MCCREARY	948.80	TODD	433.15
CARROLL	717.51	HENDERSON	681.02	MCLEAN	438.02	TRIGG	593.14
CARTER	537.16	HENRY	585.88	MEADE	307.57	TRIMBLE	309.91
CASEY	633.72	HICKMAN	334.56	MENIFEE	489.69	UNION	838.14
CHRISTIAN	380.43	HOPKINS	694.80	MERCER	594.39	WARREN	522.64
CLARK	621.85	JACKSON	696.98	METCALFE	626.50	WASHINGTON	507.47
CLAY	1,133.55	JEFFERSON	507.90	MONROE	818.30	WAYNE	393.50
CLINTON	986.18	JESSAMINE	506.20	MONTGOMERY	545.57	WEBSTER	741.65
CRITTENDEN	669.78	JOHNSON	1,203.33	MORGAN	577.03	WHITLEY	1,050.06
CUMBERLAND	1,020.13	KENTON	425.71	MUHLENBERG	708.28	WOLFE	966.55
DAVISS	356.52	KNOTT	958.64	NELSON	591.50	WOODFORD	429.21

Hydrocodone Prescribing Q3 2011



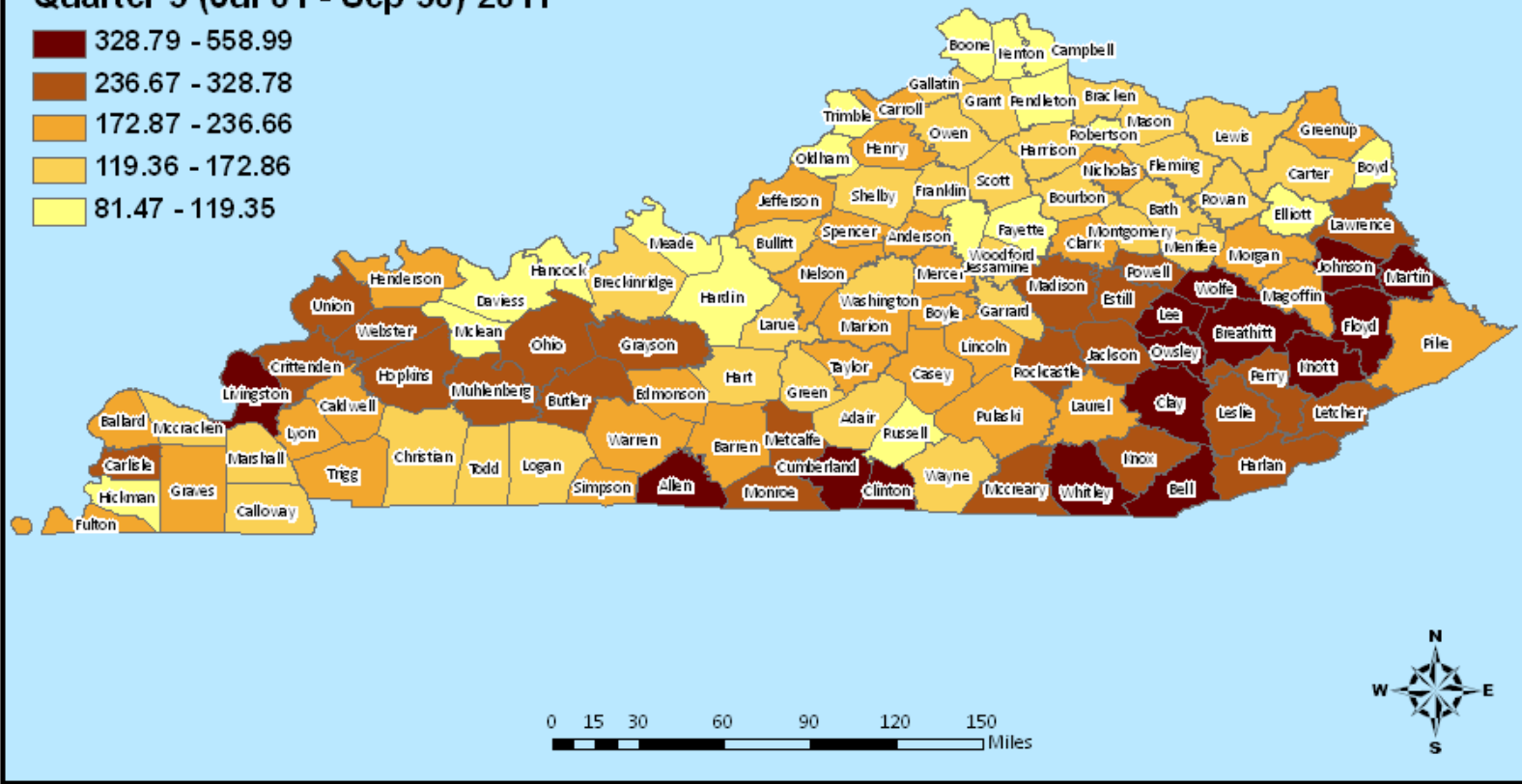

Hydrocodone Prescribing Q3 2011

3 Digit Zip	Prescriptions By Prescriber Zip-Actual Number of all Hydrocodone Prescriptions for Quarter 3, 2011
400	27,059
401	8,273
402	156,060
403	37,644
404	28,072
405	73,922
406	7,960
407	29,819
408	7,416
409	23,769
410	47,631
411	16,942
412	16,482
413	11,882
414	3,635
415	8,913
416	21,104
417	15,005
418	4,483
420	51,371
421	51,247
422	19,861
423	16,633
424	26,699
425	15,277
426	9,905
427	27,777
Totals	764,841

Hydrocodone Usage Q3 2011

Hydrocodone Prescriptions Per 1000 by Patients Address

Per 1000 by Patient Address
Quarter 3 (Jul 01 - Sep 30) 2011



Hydrocodone Usage

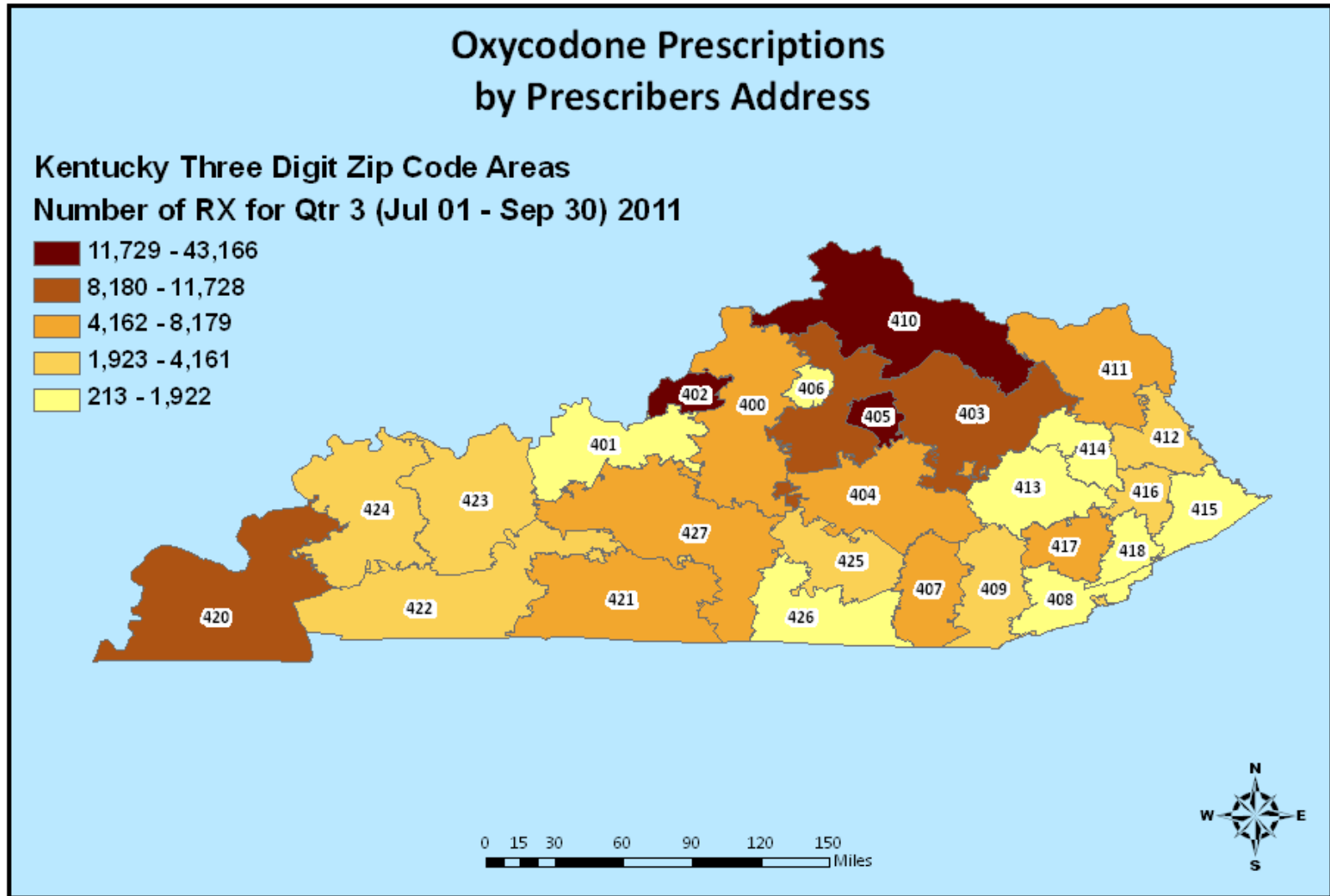
Q3 2011

Actual Number of Hydrocodone Prescriptions for Quarter 3, 2011							
COUNTY	# RXS	COUNTY	# RXS	COUNTY	# RXS	COUNTY	# RXS
ADAIR	2,933	EDMONSON	2,878	KNOX	9,388	NICHOLAS	1,285
ALLEN	6,747	ELLIOTT	761	LARUE	2,095	OHIO	5,789
ANDERSON	4,103	ESTILL	3,827	LAUREL	13,333	OLDHAM	6,227
BALLARD	1,602	FAYETTE	30,896	LAWRENCE	4,438	OWEN	1,415
BARREN	9,135	FLEMING	1,949	LEE	3,019	OWSLEY	2,658
BATH	1,554	FLOYD	19,119	LESLIE	3,152	PENDLETON	1,770
BELL	10,280	FRANKLIN	8,416	LETCHER	7,123	PERRY	9,440
BOONE	11,695	FULTON	1,609	LEWIS	1,963	PIKE	13,840
BOURBON	3,288	GALLATIN	1,291	LINCOLN	5,054	POWELL	3,104
BOYD	5,139	GARRARD	2,693	LIVINGSTON	3,327	PULASKI	12,163
BOYLE	5,557	GRANT	3,717	LOGAN	4,464	ROBERTSON	243
BRACKEN	1,136	GRAVES	8,014	LYON	1,824	ROCKCASTLE	4,362
BREATHITT	5,884	GRAYSON	7,030	MADISON	11,696	ROWAN	3,112
BRECKINRIDGE	3,174	GREEN	1,649	MAGOFFIN	5,533	RUSSELL	1,431
BULLITT	11,566	GREENUP	6,960	MARION	3,388	SCOTT	6,608
BUTLER	3,702	HANCOCK	944	MARSHALL	4,168	SHELBY	7,273
CALDWELL	2,978	HARDIN	12,521	MARTIN	3,966	SIMPSON	3,986
CALLOWAY	5,579	HARLAN	9,422	MASON	1,874	SPENCER	3,190
CAMPBELL	10,782	HARRISON	2,891	MCCRACKEN	16,035	TAYLOR	4,599
CARLISLE	1,260	HART	3,085	MCCREARY	3,620	TODD	1,932
CARROLL	2,518	HENDERSON	9,703	MCLEAN	1,901	TRIGG	2,888
CARTER	3,623	HENRY	3,366	MEADE	3,104	TRIMBLE	999
CASEY	3,156	HICKMAN	573	MENIFEE	890	UNION	4,227
CHRISTIAN	9,534	HOPKINS	11,749	MERCER	3,956	WARREN	21,848
CLARK	6,492	JACKSON	3,340	METCALFE	2,524	WASHINGTON	1,743
CLAY	8,456	JEFFERSON	134,839	MONROE	3,470	WAYNE	2,948
CLINTON	3,631	JESSAMINE	6,804	MONTGOMERY	3,656	WEBSTER	3,507
CRITTENDEN	2,487	JOHNSON	10,035	MORGAN	2,696	WHITLEY	12,867
CUMBERLAND	2,488	KENTON	14,316	MUHLENBERG	8,668	WOLFE	2,808
DAVISS	11,030	KNOTT	5,549	NELSON	8,576	WOODFORD	2,927
TOTAL						791,545	

Per 1000 Hydrocodone Usage Q3 2011

Actual Number of Hydrocodone Prescriptions per 1,000 Residents for Quarter 3, 2011							
COUNTY	PER 1000	COUNTY	PER 1000	COUNTY	PER 1000	COUNTY	PER 1000
ADAIR	157.21	EDMONSON	236.66	KNOX	294.45	NICHOLAS	180.10
ALLEN	338.09	ELLIOTT	96.92	LARUE	147.61	OHIO	242.81
ANDERSON	191.54	ESTILL	260.84	LAUREL	226.56	OLDHAM	103.24
BALLARD	194.21	FAYETTE	104.45	LAWRENCE	279.82	OWEN	130.52
BARREN	216.61	FLEMING	135.84	LEE	382.78	OWSLEY	558.99
BATH	134.07	FLOYD	484.63	LESLIE	278.69	PENDLETON	118.98
BELL	358.30	FRANKLIN	170.76	LETCHER	290.51	PERRY	328.78
BOONE	98.43	FULTON	236.17	LEWIS	141.53	PIKE	212.84
BOURBON	164.52	GALLATIN	150.31	LINCOLN	204.27	POWELL	246.10
BOYD	103.73	GARRARD	159.24	LIVINGSTON	349.51	PULASKI	192.87
BOYLE	195.45	GRANT	150.72	LOGAN	166.35	ROBERTSON	106.49
BRACKEN	133.84	GRAVES	215.89	LYON	219.39	ROCKCASTLE	255.75
BREATHITT	423.98	GRAYSON	273.05	MADISON	244.57	ROWAN	133.37
BRECKINRIDGE	158.23	GREEN	146.47	MAGOFFIN	197.75	RUSSELL	81.47
BULLITT	155.63	GREENUP	188.57	MARION	199.45	SCOTT	140.08
BUTLER	291.73	HANCOCK	110.22	MARSHALL	141.06	SHELBY	172.86
CALDWELL	229.36	HARDIN	118.63	MARTIN	414.99	SIMPSON	230.05
CALLOWAY	150.01	HARLAN	321.81	MASON	170.94	SPENCER	186.98
CAMPBELL	119.35	HARRISON	153.40	MCCRACKEN	132.54	TAYLOR	187.62
CARLISLE	246.87	HART	169.51	MCCREARY	306.75	TODD	155.06
CARROLL	232.91	HENDERSON	209.79	MCLEAN	107.15	TRIGG	201.41
CARTER	130.70	HENRY	218.34	MEADE	108.52	TRIMBLE	113.41
CASEY	197.81	HICKMAN	116.89	MENIFEE	141.14	UNION	281.67
CHRISTIAN	128.92	HOPKINS	250.40	MERCER	185.46	WARREN	192.00
CLARK	182.29	JACKSON	247.52	METCALFE	249.93	WASHINGTON	148.76
CLAY	389.14	JEFFERSON	181.95	MONROE	316.52	WAYNE	141.64
CLINTON	353.49	JESSAMINE	140.04	MONTGOMERY	137.97	WEBSTER	257.47
CRITTENDEN	266.99	JOHNSON	429.65	MORGAN	193.64	WHITLEY	361.06
CUMBERLAND	362.89	KENTON	89.63	MUHLENBERG	275.18	WOLFE	381.78
DAVISS	114.12	KNOTT	339.47	NELSON	197.44	WOODFORD	117.37

Oxycodone Prescribing Q3 2011



Oxycodone Prescribing Q3 2011

3 Digit Zip	Prescriptions By Prescriber Zip-Actual Number of Oxycodone Prescriptions for Quarter 3, 2011
400	5,898
401	1,314
402	43,166
403	11,728
404	5,784
405	36,916
406	1,807
407	7,280
408	1,183
409	2,871
410	36,120
411	8,179
412	2,270
413	1,317
414	213
415	224
416	2,908
417	5,029
418	1,158
420	10,720
421	6,437
422	2,139
423	2,390
424	4,161
425	3,245
426	1,922
427	5,232
Totals	211,611

Oxycodone Usage

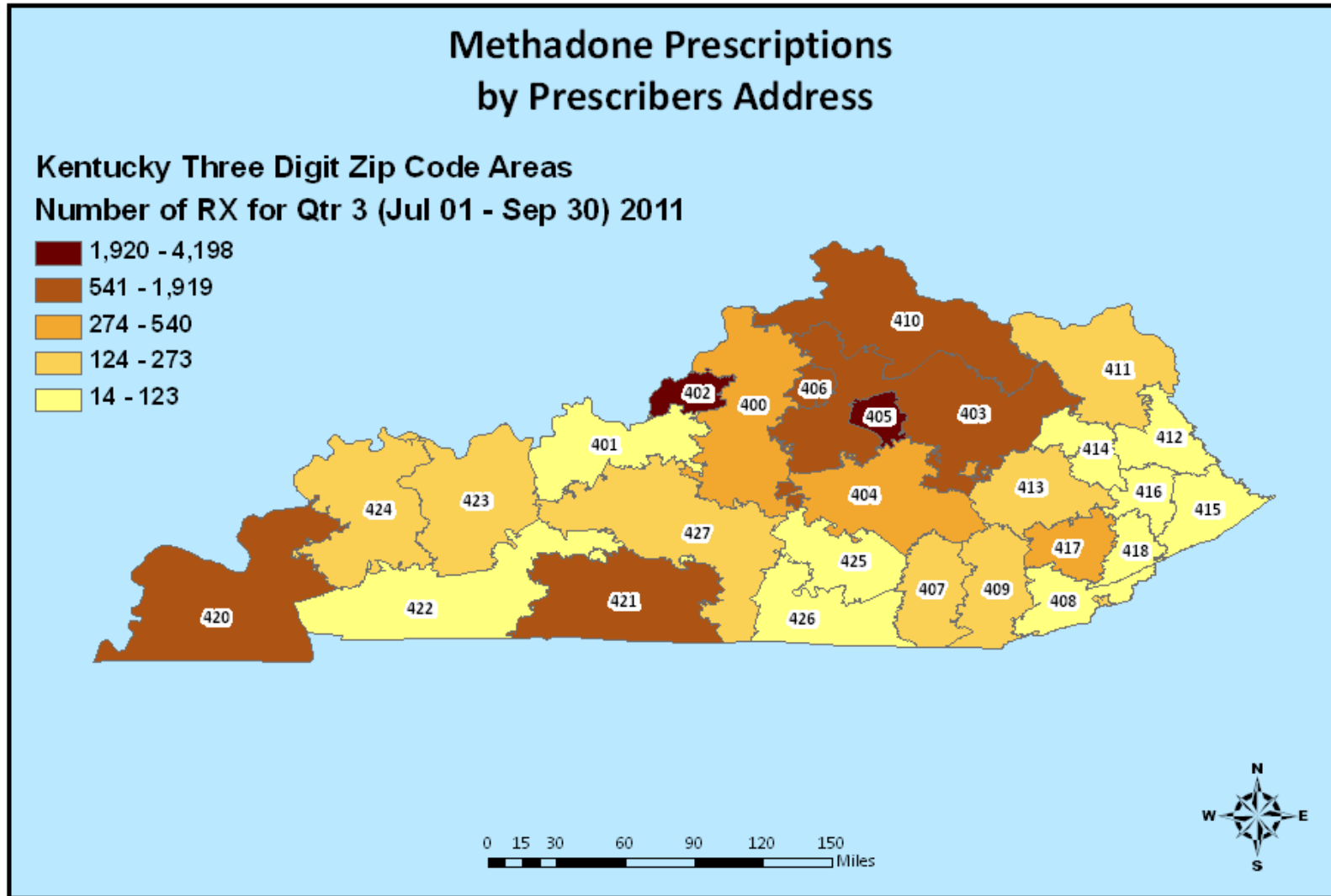
Q3 2011

Actual Number of Oxycodone Prescriptions for Quarter 3, 2011							
COUNTY	# RXS	COUNTY	# RXS	COUNTY	# RXS	COUNTY	# RXS
ADAIR	406	EDMONSON	356	KNOX	1,803	NICHOLAS	705
ALLEN	697	ELLIOTT	320	LARUE	524	OHIO	973
ANDERSON	1,070	ESTILL	1,890	LAUREL	2,872	OLDHAM	1,727
BALLARD	313	FAYETTE	12,605	LAWRENCE	1,329	OWEN	646
BARREN	1,151	FLEMING	936	LEE	561	OWSLEY	456
BATH	1,126	FLOYD	4,384	LESLIE	1,008	PENDLETON	1,275
BELL	1,230	FRANKLIN	2,466	LETCHER	1,470	PERRY	3,736
BOONE	9,057	FULTON	200	LEWIS	915	PIKE	1,581
BOURBON	1,605	GALLATIN	1,008	LINCOLN	1,499	POWELL	1,530
BOYD	2,598	GARRARD	1,114	LIVINGSTON	594	PULASKI	3,332
BOYLE	1,277	GRANT	3,126	LOGAN	718	ROBERTSON	159
BRACKEN	721	GRAVES	1,725	LYON	357	ROCKCASTLE	1,444
BREATHITT	995	GRAYSON	1,223	MADISON	5,525	ROWAN	1,362
BRECKINRIDGE	636	GREEN	240	MAGOFFIN	1,155	RUSSELL	215
BULLITT	3,370	GREENUP	3,857	MARION	798	SCOTT	3,122
BUTLER	435	HANCOCK	222	MARSHALL	1,128	SHELBY	1,800
CALDWELL	548	HARDIN	4,100	MARTIN	894	SIMPSON	659
CALLOWAY	975	HARLAN	2,031	MASON	886	SPENCER	894
CAMPBELL	7,118	HARRISON	1,503	MCCRACKEN	3,484	TAYLOR	943
CARLISLE	313	HART	562	MCCREARY	779	TODD	273
CARROLL	966	HENDERSON	1,826	MCLEAN	320	TRIGG	447
CARTER	2,394	HENRY	803	MEADE	740	TRIMBLE	304
CASEY	495	HICKMAN	69	MENIFEE	447	UNION	643
CHRISTIAN	1,283	HOPKINS	2,449	MERCER	1,183	WARREN	3,099
CLARK	3,358	JACKSON	991	METCALFE	263	WASHINGTON	509
CLAY	3,022	JEFFERSON	31,871	MONROE	379	WAYNE	615
CLINTON	1,314	JESSAMINE	3,099	MONTGOMERY	2,654	WEBSTER	662
CRITTENDEN	401	JOHNSON	2,829	MORGAN	690	WHITLEY	3,712
CUMBERLAND	330	KENTON	12,374	MUHLENBERG	1,300	WOLFE	611
DAVISS	2,091	KNOTT	1,674	NELSON	2,341	WOODFORD	1,160
						TOTAL	230,358

Per 1000 Oxycodone Usage Q3 2011

Actual Number of Oxycodone Prescriptions per 1,000 Residents for Quarter 3, 2011							
COUNTY	PER 1000	COUNTY	PER 1000	COUNTY	PER 1000	COUNTY	PER 1000
ADAIR	21.76	EDMONSON	29.27	KNOX	56.55	NICHOLAS	98.81
ALLEN	34.93	ELLIOTT	40.75	LARUE	36.92	OHIO	40.81
ANDERSON	49.95	ESTILL	128.82	LAUREL	48.80	OLDHAM	28.63
BALLARD	37.94	FAYETTE	42.61	LAWRENCE	83.80	OWEN	59.59
BARREN	27.29	FLEMING	65.24	LEE	71.13	OWSLEY	95.90
BATH	97.14	FLOYD	111.13	LESLIE	89.12	PENDLETON	85.70
BELL	42.87	FRANKLIN	50.04	LETCHER	59.95	PERRY	130.12
BOONE	76.23	FULTON	29.36	LEWIS	65.97	PIKE	24.31
BOURBON	80.31	GALLATIN	117.36	LINCOLN	60.59	POWELL	121.30
BOYD	52.44	GARRARD	65.87	LIVINGSTON	62.40	PULASKI	52.84
BOYLE	44.91	GRANT	126.75	LOGAN	26.76	ROBERTSON	69.68
BRACKEN	84.94	GRAVES	46.47	LYON	42.94	ROCKCASTLE	84.66
BREATHITT	71.70	GRAYSON	47.50	MADISON	53.14	ROWAN	58.37
BRECKINRIDGE	31.71	GREEN	21.32	MAGOFFIN	42.55	RUSSELL	12.24
BULLITT	45.35	GREENUP	104.50	MARION	33.57	SCOTT	66.18
BUTLER	34.28	HANCOCK	25.92	MARSHALL	66.63	SHELBY	42.78
CALDWELL	42.21	HARDIN	38.85	MARTIN	86.63	SIMPSON	38.03
CALLOWAY	26.22	HARLAN	69.37	MASON	40.26	SPENCER	52.40
CAMPBELL	78.79	HARRISON	79.75	MCCRACKEN	35.87	TAYLOR	38.47
CARLISLE	61.32	HART	30.88	MCCREARY	69.15	TODD	21.91
CARROLL	89.35	HENDERSON	39.48	MCLEAN	50.66	TRIGG	31.17
CARTER	86.36	HENRY	52.09	MEADE	25.87	TRIMBLE	34.51
CASEY	31.02	HICKMAN	14.08	MENIFEE	70.88	UNION	42.85
CHRISTIAN	17.35	HOPKINS	52.20	MERCER	55.46	WARREN	27.23
CLARK	94.29	JACKSON	73.44	METCALFE	26.04	WASHINGTON	43.44
CLAY	139.07	JEFFERSON	43.01	MONROE	34.57	WAYNE	29.55
CLINTON	127.92	JESSAMINE	63.78	MONTGOMERY	100.15	WEBSTER	48.60
CRITTENDEN	43.05	JOHNSON	121.13	MORGAN	49.56	WHITLEY	104.16
CUMBERLAND	48.13	KENTON	77.47	MUHLENBERG	41.27	WOLFE	83.07
DAVISS	21.63	KNOTT	102.41	NELSON	53.89	WOODFORD	46.51

Methadone Prescribing Q3 2011




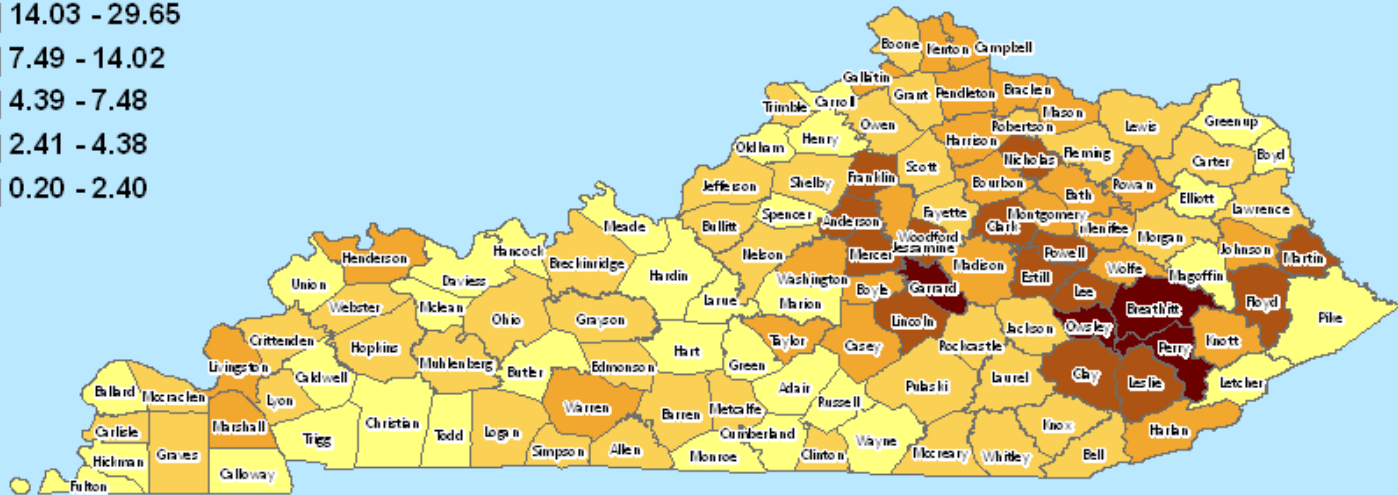

Methadone Prescribing Q3 2011

3 Digit Zip	Prescriptions By Prescriber Zip-Actual Number of Methadone Prescriptions for Quarter 3, 2011
400	470
401	51
402	3,027
403	1,048
404	540
405	4,198
406	910
407	273
408	44
409	177
410	1,919
411	158
412	94
413	166
414	14
415	32
416	123
417	418
418	14
420	926
421	1,036
422	84
423	181
424	200
425	117
426	60
427	179
Totals	16,459

Methadone Usage Q3 2011

Methadone Prescriptions Per 1000 by Patients Address

Per 1000 by Patient Address
Quarter 3 (Jul 01 - Sep 30) 2011



Methadone Usage

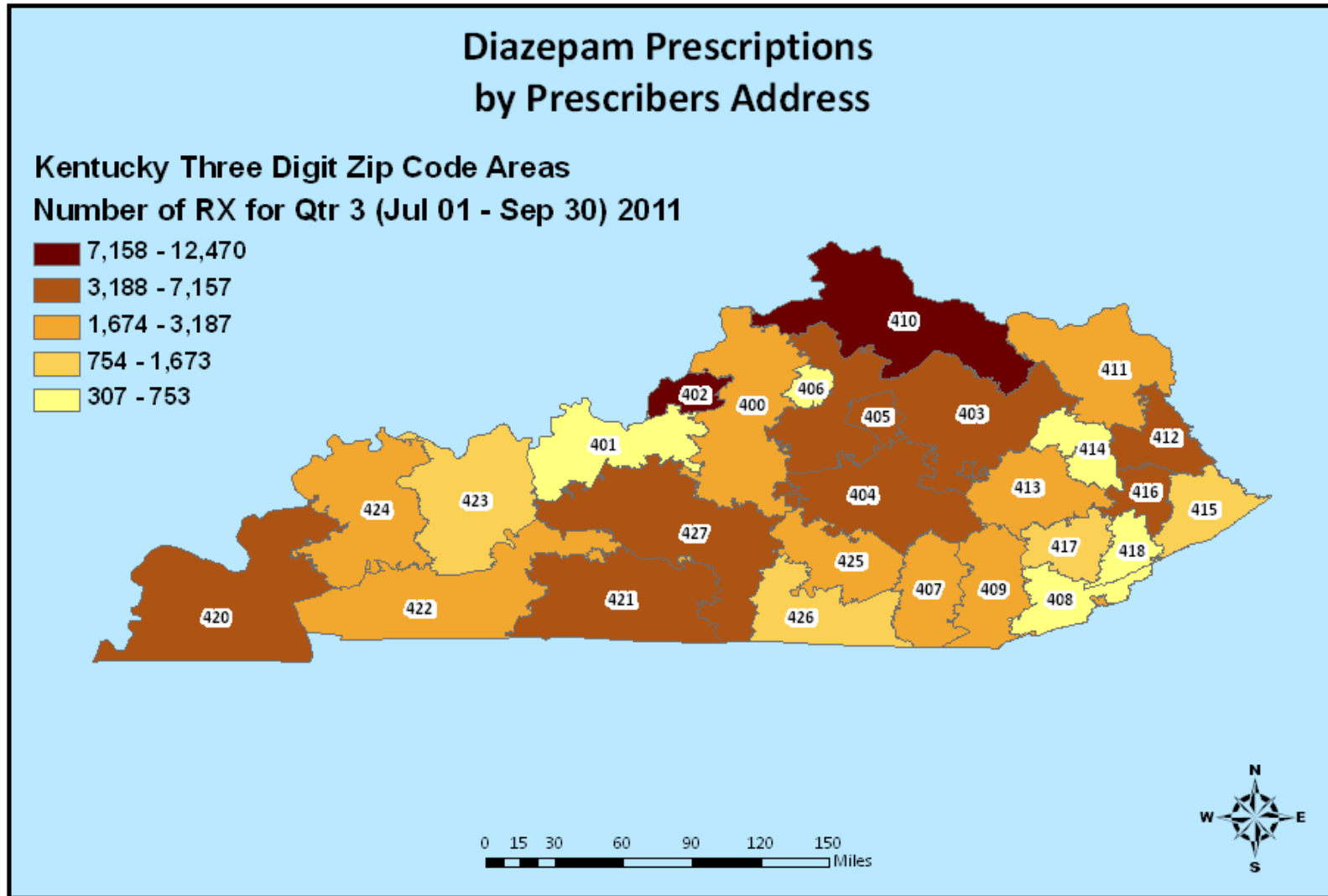
Q3 2011

Actual Number of Methadone Prescriptions for Quarter 3, 2011							
COUNTY	# RXS	COUNTY	# RXS	COUNTY	# RXS	COUNTY	# RXS
ADAIR	11	EDMONSON	50	KNOX	90	NICHOLAS	100
ALLEN	76	ELLIOTT	11	LARUE	20	OHIO	80
ANDERSON	205	ESTILL	119	LAUREL	249	OLDHAM	89
BALLARD	14	FAYETTE	1,027	LAWRENCE	68	OWEN	45
BARREN	106	FLEMING	49	LEE	83	OWSLEY	141
BATH	57	FLOYD	358	LESLIE	129	PENDLETON	68
BELL	88	FRANKLIN	435	LETCHER	53	PERRY	519
BOONE	448	FULTON	4	LEWIS	46	PIKE	82
BOURBON	94	GALLATIN	42	LINCOLN	247	POWELL	169
BOYD	35	GARRARD	273	LIVINGSTON	46	PULASKI	198
BOYLE	193	GRANT	99	LOGAN	83	ROBERTSON	8
BRACKEN	39	GRAVES	116	LYON	28	ROCKCASTLE	63
BREATHITT	251	GRAYSON	94	MADISON	487	ROWAN	121
BRECKINRIDGE	59	GREEN	22	MAGOFFIN	117	RUSSELL	25
BULLITT	226	GREENUP	81	MARION	135	SCOTT	196
BUTLER	30	HANCOCK	8	MARSHALL	102	SHELBY	114
CALDWELL	21	HARDIN	146	MARTIN	35	SIMPSON	43
CALLOWAY	62	HARLAN	146	MASON	31	SPENCER	41
CAMPBELL	409	HARRISON	91	MCCRACKEN	363	TAYLOR	132
CARLISLE	14	HART	40	MCCREARY	17	TODD	15
CARROLL	23	HENDERSON	213	MCLEAN	18	TRIGG	25
CARTER	80	HENRY	26	MEADE	53	TRIMBLE	30
CASEY	100	HICKMAN	1	MENIFEE	36	UNION	35
CHRISTIAN	89	HOPKINS	126	MERCER	201	WARREN	693
CLARK	300	JACKSON	58	METCALFE	36	WASHINGTON	61
CLAY	169	JEFFERSON	2,162	MONROE	10	WAYNE	28
CLINTON	36	JESSAMINE	407	MONTGOMERY	167	WEBSTER	43
CRITTENDEN	38	JOHNSON	126	MORGAN	61	WHITLEY	116
CUMBERLAND	10	KENTON	772	MUHLENBERG	103	WOLFE	55
DAVIESS	98	KNOTT	92	NELSON	149	WOODFORD	132
TOTAL						17,305	

Per 1000 Methadone Usage Q3 2011

Actual Number of Methadone Prescriptions per 1,000 Residents for Quarter 3, 2011							
COUNTY	PER 1000	COUNTY	PER 1000	COUNTY	PER 1000	COUNTY	PER 1000
ADAIR	0.59	EDMONSON	4.11	KNOX	2.82	NICHOLAS	14.02
ALLEN	3.81	ELLIOTT	1.40	LARUE	1.41	OHIO	3.36
ANDERSON	9.57	ESTILL	8.11	LAUREL	4.23	OLDHAM	1.48
BALLARD	1.70	FAYETTE	3.47	LAWRENCE	4.29	OWEN	4.15
BARREN	2.51	FLEMING	3.42	LEE	10.52	OWSLEY	29.65
BATH	4.92	FLOYD	9.07	LESLIE	11.41	PENDLETON	4.57
BELL	3.07	FRANKLIN	8.83	LETCHER	2.16	PERRY	18.08
BOONE	3.77	FULTON	0.59	LEWIS	3.32	PIKE	1.26
BOURBON	4.70	GALLATIN	4.89	LINCOLN	9.98	POWELL	13.40
BOYD	0.71	GARRARD	16.14	LIVINGSTON	4.83	PULASKI	3.14
BOYLE	6.79	GRANT	4.01	LOGAN	3.09	ROBERTSON	3.51
BRACKEN	4.59	GRAVES	3.12	LYON	3.37	ROCKCASTLE	3.69
BREATHITT	18.09	GRAYSON	3.65	MADISON	5.54	ROWAN	5.19
BRECKINRIDGE	2.94	GREEN	1.95	MAGOFFIN	0.93	RUSSELL	1.42
BULLITT	3.04	GREENUP	2.19	MARION	1.89	SCOTT	4.15
BUTLER	2.36	HANCOCK	0.93	MARSHALL	5.87	SHELBY	2.71
CALDWELL	1.62	HARDIN	1.38	MARTIN	8.78	SIMPSON	2.48
CALLOWAY	1.67	HARLAN	4.99	MASON	6.81	SPENCER	2.40
CAMPBELL	4.53	HARRISON	4.83	MCCRACKEN	3.24	TAYLOR	5.39
CARLISLE	2.74	HART	2.20	MCCREARY	2.71	TODD	1.20
CARROLL	2.13	HENDERSON	4.61	MCLEAN	1.77	TRIGG	1.74
CARTER	2.89	HENRY	1.69	MEADE	1.85	TRIMBLE	3.41
CASEY	6.27	HICKMAN	0.20	MENIFEE	5.71	UNION	2.33
CHRISTIAN	1.20	HOPKINS	2.69	MERCER	9.42	WARREN	6.09
CLARK	8.42	JACKSON	4.30	METCALFE	3.56	WASHINGTON	5.21
CLAY	7.78	JEFFERSON	2.92	MONROE	0.91	WAYNE	1.35
CLINTON	3.50	JESSAMINE	8.38	MONTGOMERY	6.30	WEBSTER	3.16
CRITTENDEN	4.08	JOHNSON	5.39	MORGAN	4.38	WHITLEY	3.26
CUMBERLAND	1.46	KENTON	4.83	MUHLENBERG	3.27	WOLFE	7.48
DAVISS	1.01	KNOTT	5.63	NELSON	3.43	WOODFORD	5.29

Diazepam Prescribing Q3 2011



Diazepam Prescribing Q3 2011

3 Digit Zip	Prescriptions By Prescriber Zip-Actual Number of Diazepam Prescriptions for Quarter 3, 2011
400	2,064
401	753
402	12,470
403	4,846
404	4,582
405	7,157
406	626
407	2,787
408	307
409	3,187
410	9,397
411	2,630
412	4,694
413	2,128
414	483
415	980
416	4,115
417	1,003
418	345
420	6,398
421	6,737
422	2,540
423	1,673
424	2,947
425	2,045
426	1,172
427	4,398
Totals	92,464

Diazepam Usage

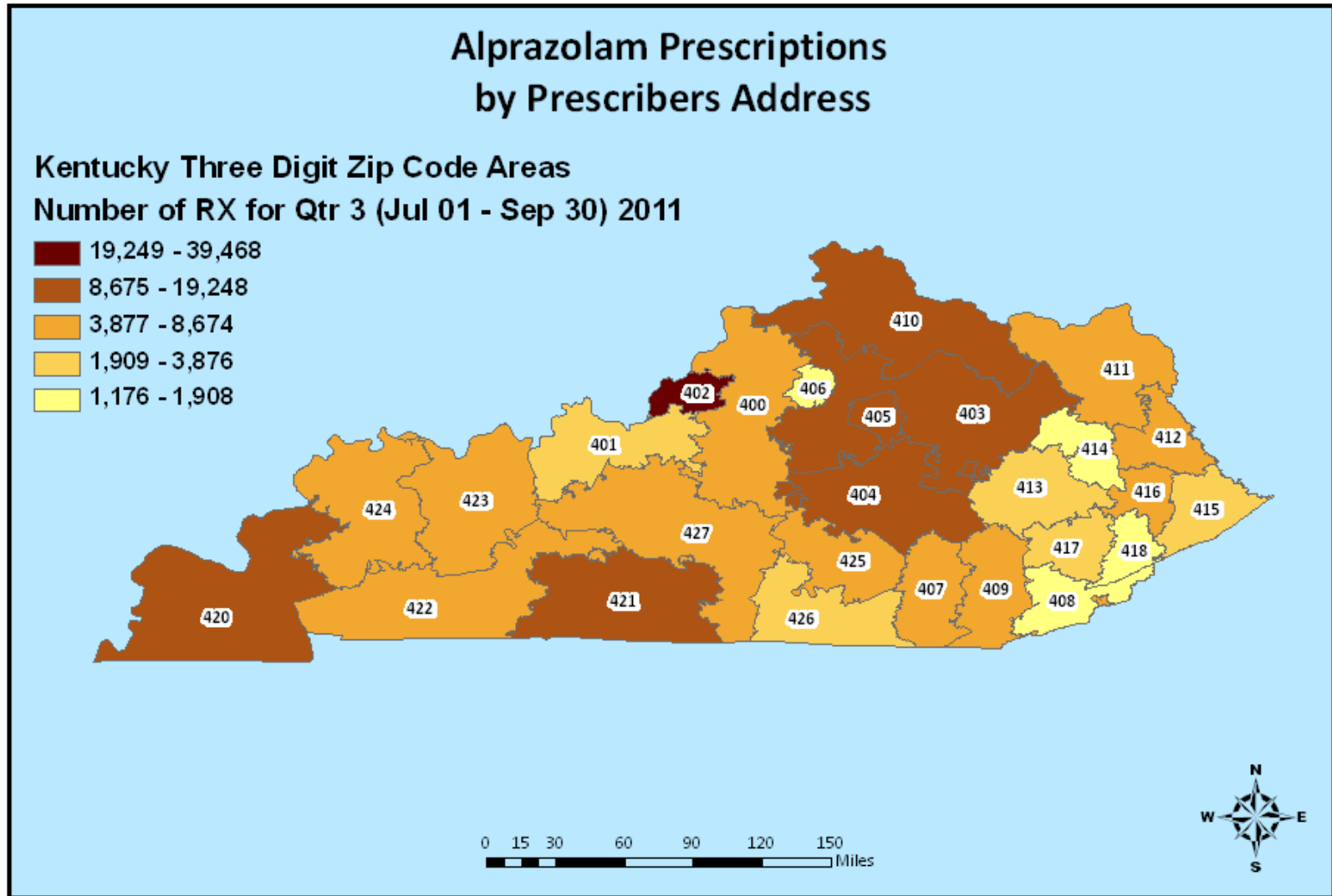
Q3 2011

Actual Number of Diazepam Prescriptions for Quarter 3, 2011							
COUNTY	# RXS	COUNTY	# RXS	COUNTY	# RXS	COUNTY	# RXS
ADAIR	354	EDMONSON	485	KNOX	1,076	NICHOLAS	237
ALLEN	1,116	ELLIOTT	161	LARUE	296	OHIO	654
ANDERSON	256	ESTILL	486	LAUREL	1,244	OLDHAM	420
BALLARD	221	FAYETTE	3,855	LAWRENCE	1,005	OWEN	318
BARREN	1,217	FLEMING	303	LEE	398	OWSLEY	517
BATH	311	FLOYD	4,007	LESLIE	207	PENDLETON	383
BELL	1,141	FRANKLIN	917	LETCHER	476	PERRY	786
BOONE	2,154	FULTON	271	LEWIS	277	PIKE	1,928
BOURBON	420	GALLATIN	262	LINCOLN	672	POWELL	413
BOYD	841	GARRARD	446	LIVINGSTON	386	PULASKI	1,508
BOYLE	848	GRANT	926	LOGAN	480	ROBERTSON	73
BRACKEN	232	GRAVES	964	LYON	218	ROCKCASTLE	855
BREATHITT	913	GRAYSON	1,366	MADISON	1,495	ROWAN	727
BRECKINRIDG	349	GREEN	344	MAGOFFIN	938	RUSSELL	269
BULLITT	826	GREENUP	1,079	MARION	349	SCOTT	1,019
BUTLER	563	HANCOCK	107	MARSHALL	480	SHELBY	554
CALDWELL	372	HARDIN	964	MARTIN	950	SIMPSON	355
CALLOWAY	724	HARLAN	471	MASON	282	SPENCER	263
CAMPBELL	1,876	HARRISON	837	MCCRACKEN	2,083	TAYLOR	1,016
CARLISLE	172	HART	408	MCCREARY	400	TODD	209
CARROLL	209	HENDERSON	1,142	MCLEAN	184	TRIGG	360
CARTER	835	HENRY	153	MEADE	232	TRIMBLE	39
CASEY	584	HICKMAN	57	MENIFEE	153	UNION	384
CHRISTIAN	1,142	HOPKINS	1,249	MERCER	506	WARREN	2,656
CLARK	862	JACKSON	414	METCALFE	346	WASHINGTON	220
CLAY	1,275	JEFFERSON	11,055	MONROE	398	WAYNE	235
CLINTON	482	JESSAMINE	819	MONTGOMERY	610	WEBSTER	342
CRITTENDEN	235	JOHNSON	2,891	MORGAN	320	WHITLEY	1,459
CUMBERLAND	292	KENTON	3,038	MUHLENBERG	888	WOLFE	420
DAVISS	946	KNOTT	606	NELSON	707	WOODFORD	351
						TOTAL	98,877

Per 1000 Diazepam Usage Q3 2011

Actual Number of Diazepam Prescriptions per 1,000 Residents for Quarter 3, 2011							
COUNTY	PER 1000	COUNTY	PER 1000	COUNTY	PER 1000	COUNTY	PER 1000
ADAIR	18.98	EDMONSON	39.88	KNOX	33.75	NICHOLAS	33.22
ALLEN	55.92	ELLIOTT	20.50	LARUE	20.86	OHIO	27.43
ANDERSON	11.95	ESTILL	33.12	LAUREL	21.14	OLDHAM	6.96
BALLARD	26.79	FAYETTE	13.03	LAWRENCE	63.37	OWEN	29.33
BARREN	28.86	FLEMING	21.12	LEE	50.46	OWSLEY	108.73
BATH	26.83	FLOYD	101.57	LESLIE	18.30	PENDLETON	25.74
BELL	39.77	FRANKLIN	18.61	LETCHER	19.41	PERRY	27.38
BOONE	18.13	FULTON	39.78	LEWIS	19.97	PIKE	29.65
BOURBON	21.02	GALLATIN	30.50	LINCOLN	27.16	POWELL	32.74
BOYD	16.98	GARRARD	26.37	LIVINGSTON	40.55	PULASKI	23.91
BOYLE	29.83	GRANT	37.55	LOGAN	17.89	ROBERTSON	31.99
BRACKEN	27.33	GRAVES	25.97	LYON	26.22	ROCKCASTLE	50.13
BREATHITT	65.79	GRAYSON	53.06	MADISON	31.77	ROWAN	31.16
BRECKINRIDGE	17.40	GREEN	30.56	MAGOFFIN	21.85	RUSSELL	15.31
BULLITT	11.11	GREENUP	29.23	MARION	19.31	SCOTT	21.60
BUTLER	44.37	HANCOCK	12.49	MARSHALL	18.03	SHELBY	13.17
CALDWELL	28.65	HARDIN	9.13	MARTIN	70.35	SIMPSON	20.49
CALLOWAY	19.47	HARLAN	16.09	MASON	17.61	SPENCER	15.42
CAMPBELL	20.77	HARRISON	44.41	MCCRACKEN	15.26	TAYLOR	41.45
CARLISLE	33.70	HART	22.42	MCCREARY	73.48	TODD	16.77
CARROLL	19.33	HENDERSON	24.69	MCLEAN	16.12	TRIGG	25.11
CARTER	30.12	HENRY	9.92	MEADE	8.11	TRIMBLE	4.43
CASEY	36.60	HICKMAN	11.63	MENIFEE	24.26	UNION	25.59
CHRISTIAN	15.44	HOPKINS	26.62	MERCER	23.72	WARREN	23.34
CLARK	24.20	JACKSON	30.68	METCALFE	34.26	WASHINGTON	18.78
CLAY	58.67	JEFFERSON	14.92	MONROE	36.30	WAYNE	11.29
CLINTON	46.92	JESSAMINE	16.86	MONTGOMERY	23.02	WEBSTER	25.11
CRITTENDEN	25.23	JOHNSON	123.78	MORGAN	22.98	WHITLEY	40.94
CUMBERLAND	42.59	KENTON	19.02	MUHLENBERG	28.19	WOLFE	57.10
DAVISS	9.79	KNOTT	37.07	NELSON	16.28	WOODFORD	14.07

Alprazolam Prescribing Q3 2011



Alprazolam Prescribing Q3 2011

3 Digit Zip	Prescriptions By Prescriber Zip-Actual Number of Alprazolam Prescriptions for Quarter 3, 2011
400	7,574
401	2,982
402	39,468
403	12,112
404	11,704
405	19,248
406	1,620
407	8,674
408	1,908
409	7,022
410	16,138
411	5,605
412	7,072
413	2,892
414	1,379
415	2,379
416	5,214
417	3,876
418	1,176
420	14,511
421	12,202
422	5,210
423	5,526
424	6,083
425	6,876
426	3,162
427	7,101
Totals	218,714

Alprazolam Usage

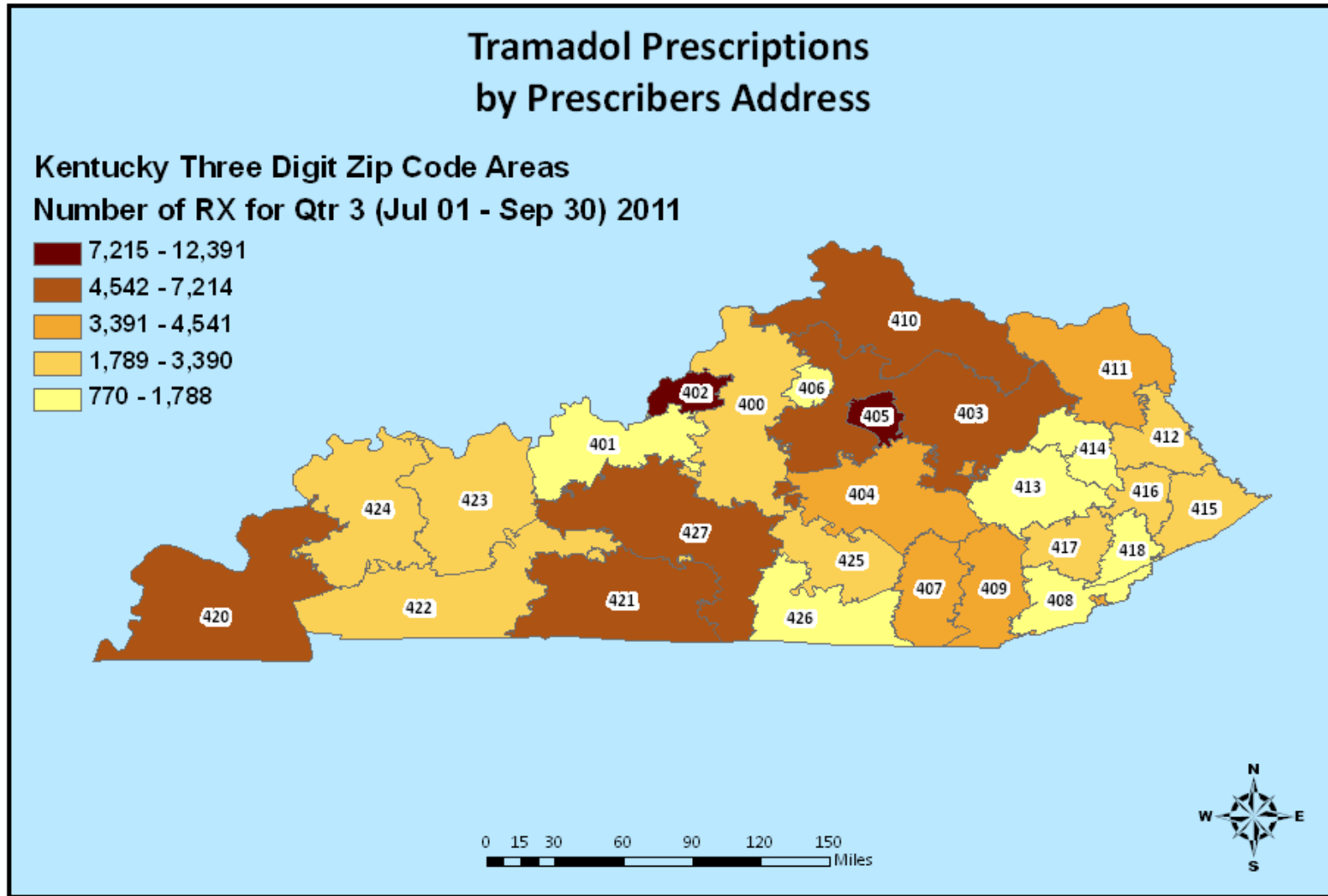
Q3 2011

Actual Number of Alprazolam Prescriptions for Quarter 3, 2011							
COUNTY	# RXS	COUNTY	# RXS	COUNTY	# RXS	COUNTY	# RXS
ADAIR	755	EDMONSON	534	KNOX	2,857	NICHOLAS	366
ALLEN	2,056	ELLIOTT	371	LARUE	482	OHIO	1,443
ANDERSON	1,174	ESTILL	1,033	LAUREL	3,706	OLDHAM	1,840
BALLARD	384	FAYETTE	10,227	LAWRENCE	1,116	OWEN	331
BARREN	2,025	FLEMING	769	LEE	621	OWSLEY	360
BATH	534	FLOYD	5,115	LESLIE	741	PENDLETON	487
BELL	3,833	FRANKLIN	2,397	LETCHER	1,378	PERRY	3,030
BOONE	3,473	FULTON	348	LEWIS	504	PIKE	3,343
BOURBON	894	GALLATIN	350	LINCOLN	1,736	POWELL	1,336
BOYD	1,769	GARRARD	1,078	LIVINGSTON	847	PULASKI	5,677
BOYLE	1,512	GRANT	864	LOGAN	1,109	ROBERTSON	103
BRACKEN	363	GRAVES	2,977	LYON	663	ROCKCASTLE	1,132
BREATHITT	1,593	GRAYSON	1,513	MADISON	2,933	ROWAN	913
BRECKINRIDGE	1,186	GREEN	540	MAGOFFIN	2,159	RUSSELL	446
BULLITT	3,325	GREENUP	2,420	MARION	1,035	SCOTT	1,768
BUTLER	643	HANCOCK	301	MARSHALL	1,143	SHELBY	1,445
CALDWELL	779	HARDIN	2,593	MARTIN	1,731	SIMPSON	1,254
CALLOWAY	1,888	HARLAN	2,367	MASON	882	SPENCER	847
CAMPBELL	3,412	HARRISON	1,051	MCCRACKEN	4,381	TAYLOR	1,454
CARLISLE	310	HART	529	MCCREARY	1,023	TODD	562
CARROLL	666	HENDERSON	2,417	MCLEAN	605	TRIGG	683
CARTER	1,301	HENRY	565	MEADE	783	TRIMBLE	210
CASEY	1,313	HICKMAN	118	MENIFEE	287	UNION	1,252
CHRISTIAN	2,492	HOPKINS	1,983	MERCER	826	WARREN	4,734
CLARK	2,117	JACKSON	655	METCALFE	483	WASHINGTON	527
CLAY	3,416	JEFFERSON	36,091	MONROE	960	WAYNE	947
CLINTON	1,315	JESSAMINE	1,903	MONTGOMERY	1,464	WEBSTER	714
CRITTENDEN	495	JOHNSON	3,370	MORGAN	1,009	WHITLEY	4,044
CUMBERLAND	728	KENTON	4,858	MUHLENBERG	2,199	WOLFE	675
DAVIESS	3,936	KNOTT	1,761	NELSON	2,424	WOODFORD	913
						TOTAL	225,708

Per 1000 Alprazolam Usage Q3 2011

Actual Number of Alprazolam Prescriptions per 1,000 Residents for Quarter 3, 2011							
COUNTY	PER 1000	COUNTY	PER 1000	COUNTY	PER 1000	COUNTY	PER 1000
ADAIR	40.47	EDMONSON	43.91	KNOX	89.61	NICHOLAS	51.30
ALLEN	103.03	ELLIOTT	47.25	LARUE	33.96	OHIO	60.52
ANDERSON	54.81	ESTILL	70.41	LAUREL	62.97	OLDHAM	30.51
BALLARD	46.55	FAYETTE	34.57	LAWRENCE	70.37	OWEN	30.53
BARREN	48.02	FLEMING	53.60	LEE	78.74	OWSLEY	75.71
BATH	46.07	FLOYD	129.65	LESLIE	65.52	PENDLETON	32.74
BELL	133.60	FRANKLIN	48.64	LETCHER	56.20	PERRY	105.53
BOONE	29.23	FULTON	51.08	LEWIS	36.34	PIKE	51.41
BOURBON	44.73	GALLATIN	40.75	LINCOLN	70.16	POWELL	105.92
BOYD	35.71	GARRARD	63.74	LIVINGSTON	88.98	PULASKI	90.02
BOYLE	53.18	GRANT	35.03	LOGAN	41.33	ROBERTSON	45.14
BRACKEN	42.77	GRAVES	80.20	LYON	79.75	ROCKCASTLE	66.37
BREATHITT	114.79	GRAYSON	58.77	MADISON	66.82	ROWAN	39.13
BRECKINRIDGE	59.13	GREEN	47.97	MAGOFFIN	55.88	RUSSELL	25.39
BULLITT	44.74	GREENUP	65.56	MARION	63.48	SCOTT	37.48
BUTLER	50.67	HANCOCK	35.14	MARSHALL	35.37	SHELBY	34.34
CALDWELL	60.00	HARDIN	24.57	MARTIN	161.93	SIMPSON	72.37
CALLOWAY	50.76	HARLAN	80.85	MASON	52.22	SPENCER	49.65
CAMPBELL	37.77	HARRISON	55.77	MCCRACKEN	36.35	TAYLOR	59.32
CARLISLE	60.74	HART	29.07	MCCREARY	133.89	TODD	45.10
CARROLL	61.60	HENDERSON	52.26	MCLEAN	50.43	TRIGG	47.63
CARTER	46.93	HENRY	36.65	MEADE	27.38	TRIMBLE	23.84
CASEY	82.29	HICKMAN	24.07	MENIFEE	45.51	UNION	83.43
CHRISTIAN	33.70	HOPKINS	42.26	MERCER	38.72	WARREN	41.60
CLARK	59.44	JACKSON	48.54	METCALFE	47.83	WASHINGTON	44.98
CLAY	157.20	JEFFERSON	48.70	MONROE	87.57	WAYNE	45.50
CLINTON	128.02	JESSAMINE	39.17	MONTGOMERY	55.25	WEBSTER	52.42
CRITTENDEN	53.14	JOHNSON	144.29	MORGAN	72.47	WHITLEY	113.48
CUMBERLAND	106.18	KENTON	30.42	MUHLENBERG	69.81	WOLFE	91.77
DAVISS	40.72	KNOTT	107.73	NELSON	55.80	WOODFORD	36.61

Tramadol Prescribing Q3 2011




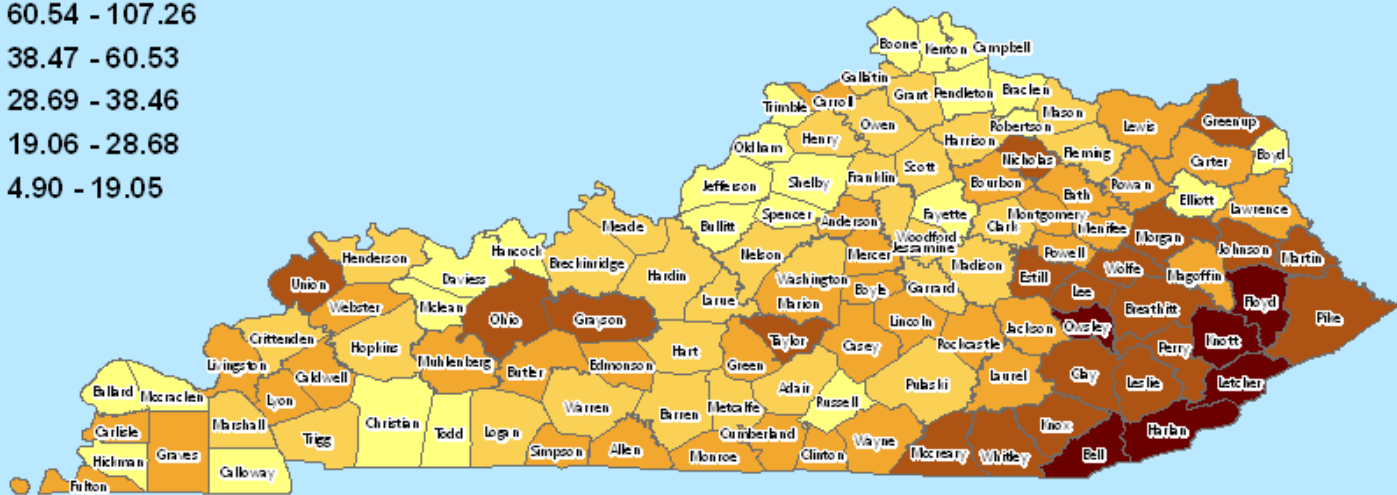

Tramadol Prescribing Q3 2011

3 Digit Zip	Prescriptions By Prescriber Zip-Actual Number of Tramadol Prescriptions for Quarter 3, 2011
400	3,195
401	1,558
402	11,260
403	7,214
404	4,541
405	12,391
406	1,076
407	4,437
408	1,469
409	4,080
410	5,834
411	3,773
412	2,163
413	1,664
414	770
415	2,603
416	3,390
417	2,306
418	1,788
420	5,462
421	5,520
422	2,438
423	2,698
424	3,343
425	2,162
426	1,499
427	5,606
Totals	104,240

Tramadol Usage Q3 2011

Tramadol Prescriptions Per 1000 by Patients Address

Per 1000 by Patient Address
Quarter 3 (Jul 01 - Sep 30) 2011



Tramadol Usage

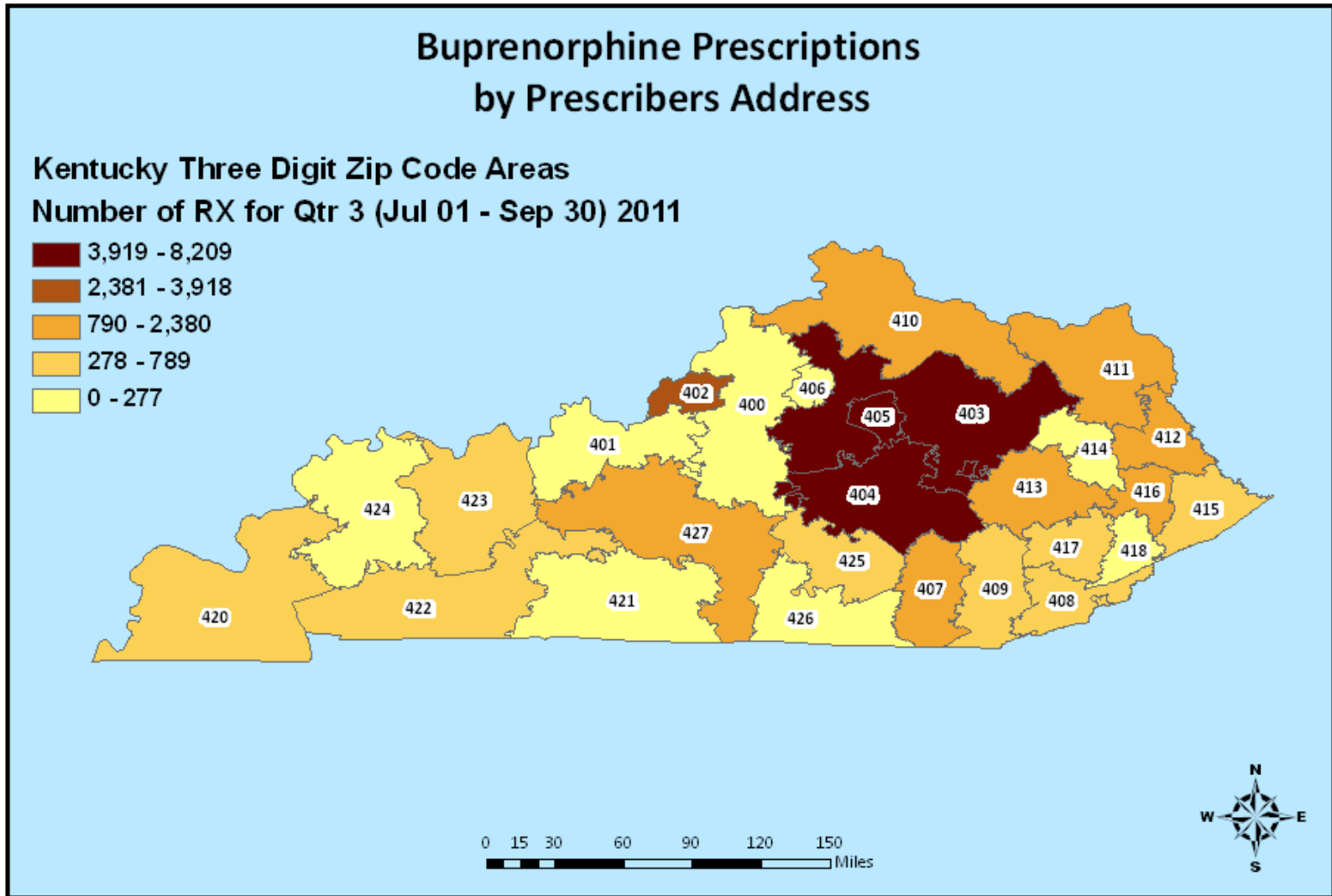
Q3 2011

Actual Number of Tramadol Prescriptions for Quarter 3, 2011							
COUNTY	# RXS	COUNTY	# RXS	COUNTY	# RXS	COUNTY	# RXS
ADAIR	503	EDMONSON	381	KNOX	1,411	NICHOLAS	327
ALLEN	657	ELLIOTT	149	LARUE	370	OHIO	1,019
ANDERSON	625	ESTILL	709	LAUREL	2,176	OLDHAM	569
BALLARD	153	FAYETTE	5,310	LAWRENCE	610	OWEN	260
BARREN	853	FLEMING	280	LEE	426	OWSLEY	510
BATH	426	FLOYD	2,754	LESLIE	624	PENDLETON	215
BELL	1,980	FRANKLIN	1,144	LETCHER	2,217	PERRY	1,503
BOONE	1,330	FULTON	212	LEWIS	483	PIKE	3,043
BOURBON	633	GALLATIN	168	LINCOLN	886	POWELL	480
BOYD	906	GARRARD	462	LIVINGSTON	295	PULASKI	1,631
BOYLE	1,018	GRANT	489	LOGAN	702	ROBERTSON	36
BRACKEN	127	GRAVES	1,109	LYON	273	ROCKCASTLE	519
BREATHITT	840	GRAYSON	1,183	MADISON	2,130	ROWAN	840
BRECKINRIDGE	401	GREEN	412	MAGOFFIN	678	RUSSELL	86
BULLITT	1,074	GREENUP	1,638	MARION	448	SCOTT	1,265
BUTLER	382	HANCOCK	154	MARSHALL	497	SHELBY	762
CALDWELL	454	HARDIN	2,268	MARTIN	628	SIMPSON	589
CALLOWAY	633	HARLAN	1,897	MASON	235	SPENCER	325
CAMPBELL	924	HARRISON	483	MCCRACKEN	1,390	TAYLOR	1,059
CARLISLE	162	HART	452	MCCREARY	549	TODD	220
CARROLL	401	HENDERSON	963	MCLEAN	315	TRIGG	395
CARTER	1,039	HENRY	412	MEADE	568	TRIMBLE	108
CASEY	591	HICKMAN	72	MENIFEE	200	UNION	631
CHRISTIAN	1,007	HOPKINS	1,247	MERCER	667	WARREN	2,533
CLARK	996	JACKSON	491	METCALFE	236	WASHINGTON	336
CLAY	1,132	JEFFERSON	9,360	MONROE	403	WAYNE	641
CLINTON	342	JESSAMINE	1,098	MONTGOMERY	910	WEBSTER	459
CRITTENDEN	201	JOHNSON	1,068	MORGAN	763	WHITLEY	1,790
CUMBERLAND	240	KENTON	1,745	MUHLENBERG	993	WOLFE	337
DAVISS	1,545	KNOTT	1,176	NELSON	1,082	WOODFORD	605
						TOTAL	107,119

Per 1000 Tramadol Usage Q3 2011

Actual Number of Tramadol Prescriptions per 1,000 Residents for Quarter 3, 2011							
COUNTY	PER 1000	COUNTY	PER 1000	COUNTY	PER 1000	COUNTY	PER 1000
ADAIR	26.96	EDMONSON	31.33	KNOX	44.26	NICHOLAS	45.83
ALLEN	32.92	ELLIOTT	18.98	LARUE	26.07	OHIO	42.74
ANDERSON	29.18	ESTILL	48.32	LAUREL	36.98	OLDHAM	9.43
BALLARD	18.55	FAYETTE	17.95	LAWRENCE	38.46	OWEN	23.98
BARREN	20.23	FLEMING	19.51	LEE	54.01	OWSLEY	107.26
BATH	36.75	FLOYD	69.81	LESLIE	55.17	PENDLETON	14.45
BELL	69.01	FRANKLIN	23.21	LETCHER	90.42	PERRY	52.35
BOONE	11.19	FULTON	31.12	LEWIS	34.82	PIKE	46.80
BOURBON	31.67	GALLATIN	19.56	LINCOLN	35.81	POWELL	38.06
BOYD	18.29	GARRARD	27.32	LIVINGSTON	30.99	PULASKI	25.86
BOYLE	35.80	GRANT	19.83	LOGAN	26.16	ROBERTSON	15.78
BRACKEN	14.96	GRAVES	29.88	LYON	32.84	ROCKCASTLE	30.43
BREATHITT	60.53	GRAYSON	45.95	MADISON	21.20	ROWAN	36.00
BRECKINRIDGE	19.99	GREEN	36.60	MAGOFFIN	29.99	RUSSELL	4.90
BULLITT	14.45	GREENUP	44.38	MARION	33.05	SCOTT	26.82
BUTLER	30.10	HANCOCK	17.98	MARSHALL	25.69	SHELBY	18.11
CALDWELL	34.97	HARDIN	21.49	MARTIN	50.85	SIMPSON	33.99
CALLOWAY	17.02	HARLAN	64.79	MASON	22.60	SPENCER	19.05
CAMPBELL	10.23	HARRISON	25.63	MCCRACKEN	15.80	TAYLOR	43.20
CARLISLE	31.74	HART	24.84	MCCREARY	48.57	TODD	17.66
CARROLL	37.09	HENDERSON	20.82	MCLEAN	13.44	TRIGG	27.55
CARTER	37.48	HENRY	26.73	MEADE	19.86	TRIMBLE	12.26
CASEY	37.04	HICKMAN	14.69	MENIFEE	31.72	UNION	42.05
CHRISTIAN	13.62	HOPKINS	26.58	MERCER	31.27	WARREN	22.26
CLARK	27.97	JACKSON	36.39	METCALFE	23.37	WASHINGTON	28.68
CLAY	52.09	JEFFERSON	12.63	MONROE	36.76	WAYNE	30.80
CLINTON	33.29	JESSAMINE	22.60	MONTGOMERY	34.34	WEBSTER	33.70
CRITTENDEN	21.58	JOHNSON	45.73	MORGAN	54.80	WHITLEY	50.23
CUMBERLAND	35.01	KENTON	10.93	MUHLENBERG	31.52	WOLFE	45.82
DAVISS	15.98	KNOTT	71.94	NELSON	24.91	WOODFORD	24.26

Buprenorphine Prescribing Q3 2011



Buprenorphine Prescribing Q3 2011

3 Digit Zip	Prescriptions By Prescriber Zip-Actual Number of Buprenorphine Prescriptions Quarter 3, 2011
400	91
401	0
402	3,918
403	6,798
404	8,209
405	7,548
406	0
407	1,853
408	487
409	789
410	1,873
411	1,634
412	1,311
413	1,244
414	0
415	423
416	2,313
417	653
418	198
420	339
421	277
422	471
423	477
424	79
425	766
426	0
427	2,380
Totals	44,131

Buprenorphine Usage

Q3 2011

Actual Number of Buprenorphine Prescriptions for Quarter 3, 2011							
COUNTY	# RXS	COUNTY	# RXS	COUNTY	# RXS	COUNTY	# RXS
ADAIR	413	EDMONSON	45	KNOX	1,127	NICHOLAS	105
ALLEN	107	ELLIOTT	149	LARUE	42	OHIO	25
ANDERSON	309	ESTILL	421	LAUREL	1,603	OLDHAM	206
BALLARD	16	FAYETTE	2,798	LAWRENCE	675	OWEN	50
BARREN	479	FLEMING	147	LEE	232	OWSLEY	161
BATH	196	FLOYD	1,444	LESLIE	485	PENDLETON	208
BELL	1,024	FRANKLIN	715	LETCHER	2,511	PERRY	1,286
BOONE	816	FULTON	31	LEWIS	152	PIKE	1,750
BOURBON	562	GALLATIN	59	LINCOLN	520	POWELL	346
BOYD	892	GARRARD	418	LIVINGSTON	17	PULASKI	1,175
BOYLE	869	GRANT	289	LOGAN	124	ROBERTSON	5
BRACKEN	38	GRAVES	89	LYON	33	ROCKCASTLE	290
BREATHITT	374	GRAYSON	93	MADISON	1,667	ROWAN	532
BRECKINRIDGE	54	GREEN	122	MAGOFFIN	1,471	RUSSELL	252
BULLITT	447	GREENUP	987	MARION	250	SCOTT	783
BUTLER	87	HANCOCK	23	MARSHALL	122	SHELBY	168
CALDWELL	164	HARDIN	269	MARTIN	295	SIMPSON	151
CALLOWAY	239	HARLAN	2,650	MASON	338	SPENCER	44
CAMPBELL	710	HARRISON	176	MCCRACKEN	444	TAYLOR	493
CARLISLE	21	HART	112	MCCREARY	462	TODD	10
CARROLL	270	HENDERSON	54	MCLEAN	39	TRIGG	40
CARTER	843	HENRY	59	MEADE	68	TRIMBLE	19
CASEY	378	HICKMAN	12	MENIFEE	253	UNION	43
CHRISTIAN	280	HOPKINS	405	MERCER	434	WARREN	553
CLARK	517	JACKSON	399	METCALFE	141	WASHINGTON	204
CLAY	1,318	JEFFERSON	3,247	MONROE	17	WAYNE	311
CLINTON	36	JESSAMINE	1,034	MONTGOMERY	789	WEBSTER	78
CRITTENDEN	7	JOHNSON	641	MORGAN	155	WHITLEY	1,781
CUMBERLAND	200	KENTON	1,046	MUHLENBERG	275	WOLFE	124
DAVISS	196	KNOTT	454	NELSON	260	WOODFORD	242
TOTAL						56,686	

Per 1000 Buprenorphine Usage Q3 2011

Actual Number of Buprenorphine Prescriptions per 1,000 Residents for Quarter 3, 2011							
COUNTY	PER 1000	COUNTY	PER 1000	COUNTY	PER 1000	COUNTY	PER 1000
ADAIR	22.14	EDMONSON	3.70	KNOX	35.35	NICHOLAS	14.72
ALLEN	5.36	ELLIOTT	18.98	LARUE	2.96	OHIO	1.05
ANDERSON	14.43	ESTILL	28.69	LAUREL	27.24	OLDHAM	3.42
BALLARD	1.94	FAYETTE	9.46	LAWRENCE	42.56	OWEN	4.61
BARREN	11.36	FLEMING	10.25	LEE	29.42	OWSLEY	33.86
BATH	16.91	FLOYD	36.60	LESLIE	42.88	PENDLETON	13.98
BELL	35.69	FRANKLIN	14.51	LETCHER	102.41	PERRY	44.79
BOONE	6.87	FULTON	4.55	LEWIS	10.96	PIKE	26.91
BOURBON	28.12	GALLATIN	6.87	LINCOLN	21.02	POWELL	27.43
BOYD	18.00	GARRARD	24.72	LIVINGSTON	1.79	PULASKI	18.63
BOYLE	30.56	GRANT	11.72	LOGAN	4.62	ROBERTSON	2.19
BRACKEN	4.48	GRAVES	2.40	LYON	3.97	ROCKCASTLE	17.00
BREATHITT	26.95	GRAYSON	3.61	MADISON	6.77	ROWAN	22.80
BRECKINRIDGE	2.69	GREEN	10.84	MAGOFFIN	25.24	RUSSELL	14.35
BULLITT	6.01	GREENUP	26.74	MARION	4.09	SCOTT	16.60
BUTLER	6.86	HANCOCK	2.69	MARSHALL	20.10	SHELBY	3.99
CALDWELL	12.63	HARDIN	2.55	MARTIN	110.33	SIMPSON	8.71
CALLOWAY	6.43	HARLAN	90.51	MASON	12.61	SPENCER	2.58
CAMPBELL	7.86	HARRISON	9.34	MCCRACKEN	3.88	TAYLOR	20.11
CARLISLE	4.11	HART	6.15	MCCREARY	22.82	TODD	0.80
CARROLL	24.97	HENDERSON	1.17	MCLEAN	19.33	TRIGG	2.79
CARTER	30.41	HENRY	3.83	MEADE	2.38	TRIMBLE	2.16
CASEY	23.69	HICKMAN	2.45	MENIFEE	40.12	UNION	2.87
CHRISTIAN	3.79	HOPKINS	8.63	MERCER	20.35	WARREN	4.86
CLARK	14.52	JACKSON	29.57	METCALFE	13.96	WASHINGTON	17.41
CLAY	60.65	JEFFERSON	4.38	MONROE	1.55	WAYNE	14.94
CLINTON	3.50	JESSAMINE	21.28	MONTGOMERY	29.77	WEBSTER	5.73
CRITTENDEN	0.75	JOHNSON	27.44	MORGAN	11.13	WHITLEY	49.98
CUMBERLAND	29.17	KENTON	6.55	MUHLENBERG	8.73	WOLFE	16.86
DAVISS	2.03	KNOTT	27.77	NELSON	5.99	WOODFORD	9.70