



Kentucky Department for Public Health

KY17-089 - Acute Hepatitis A Outbreak Weekly Report

Morbidity and Mortality Weekly Report (MMWR) Week 09

February 25, 2018 – March 03, 2018

Brief Description of Outbreak: In November 2017, the Kentucky Department for Public Health (DPH) identified an outbreak of acute hepatitis A. The increase in cases observed in Kentucky was well over the 10-year average of reported hepatitis A cases, and several cases have been infected with hepatitis A virus (HAV) strains genetically linked to outbreaks in both California and Utah. Similar to hepatitis A outbreaks in other states, the primary risk factors have been homelessness and illicit drug use. A contaminated food source has not been identified, and HAV transmission is believed to have occurred through person-to-person contact. Below is a weekly and cumulative update on the outbreak.

In accordance with 902 KAR 2:020, cases of acute hepatitis A should be reported within 24 hours.

The case definition used for outbreak-associated acute hepatitis A cases is available upon request.

Table 1: Summary of Outbreak-Associated Acute Hepatitis A Cases

Update for Week 09:		Update Total for Weeks 35-09:	
Number of new cases:	Confirmed - 0 Probable - 13 Suspect - 4	Total number of cases:	Confirmed - 47 Probable - 72 Suspect - 29
Number of counties with new cases:	2	Total number of counties with cases:	13
Number of cases with specimens submitted for genotyping where results are available:	0	Number of cases with specimens submitted for genotyping where results are available:	45
Number of cases with genotype IB among those with genotype testing:	0	Total number of cases with genotype IB among those with genotype testing:	41
Number of Hospitalizations:	10	Total Number of Hospitalizations:	107
Number of deaths Reported:	0	Total number of deaths reported:	1

Table 2: Cumulative Distribution of Cases by County

KY17-089 Distribution Of Outbreak-Associated Acute Hepatitis A Cases by County, August 1, 2017 – March 3, 2018*				
County	Total number of cases reported	Number of confirmed cases	Number of probable cases	Number of suspect cases
Anderson	1	0	0	1
Boyd	7	3	2	2
Bullitt	6	2	2	2
Carter	2	0	0	2
Hopkins	1	0	0	1
Jefferson	123	41	67	15
Kenton	1	0	1	0
Leslie	1	0	0	1
Marion	1	1	0	0
McCracken	2	0	0	2
Russell	1	0	0	1
Spencer	1	0	0	1
Taylor	1	0	0	1
Total Number of Cases:	148	47	72	29

* Cases are reported based on date of specimen collection.

Figure 1: Geographic Distribution of Outbreak-Associated Cases by County

KY17-089 Distribution of Outbreak-Associated Acute Hepatitis A Cases by County, August 1, 2017 - March 3, 2018

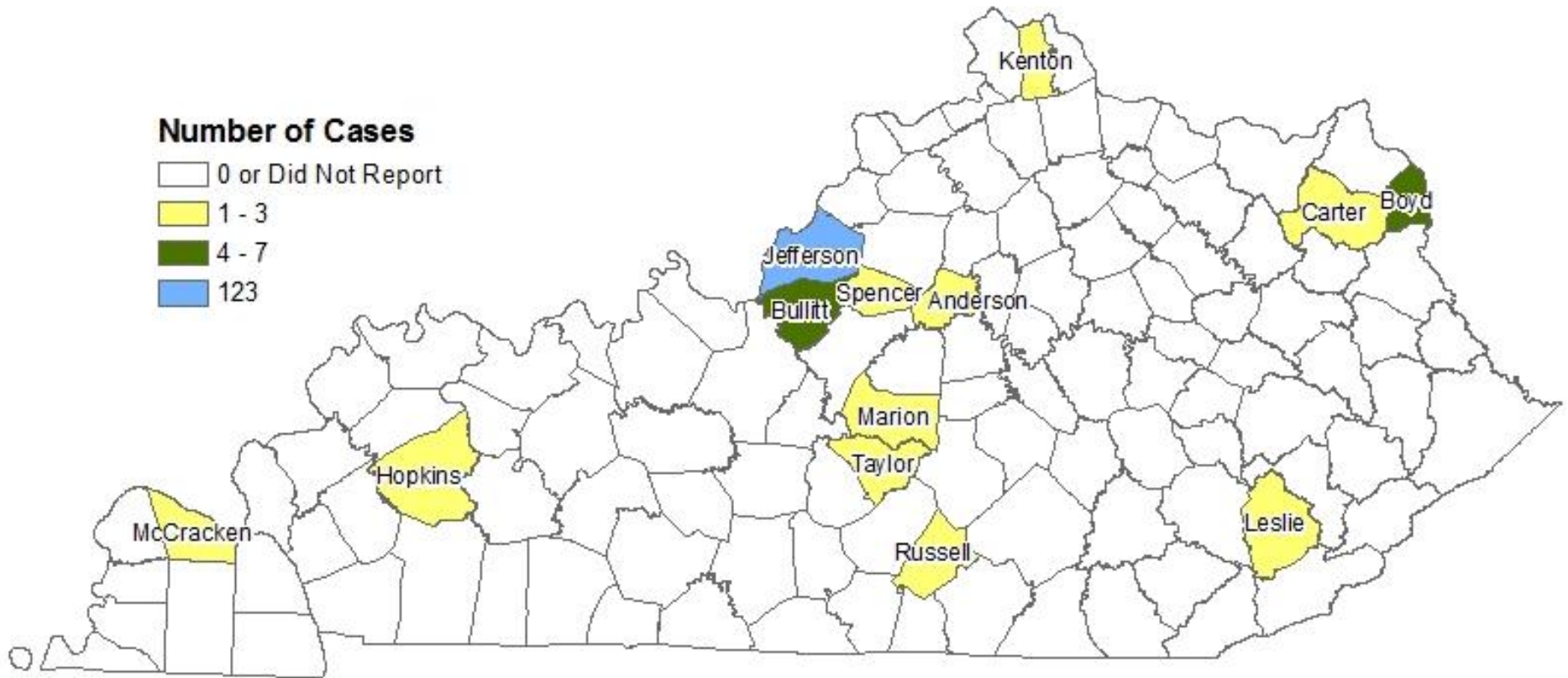
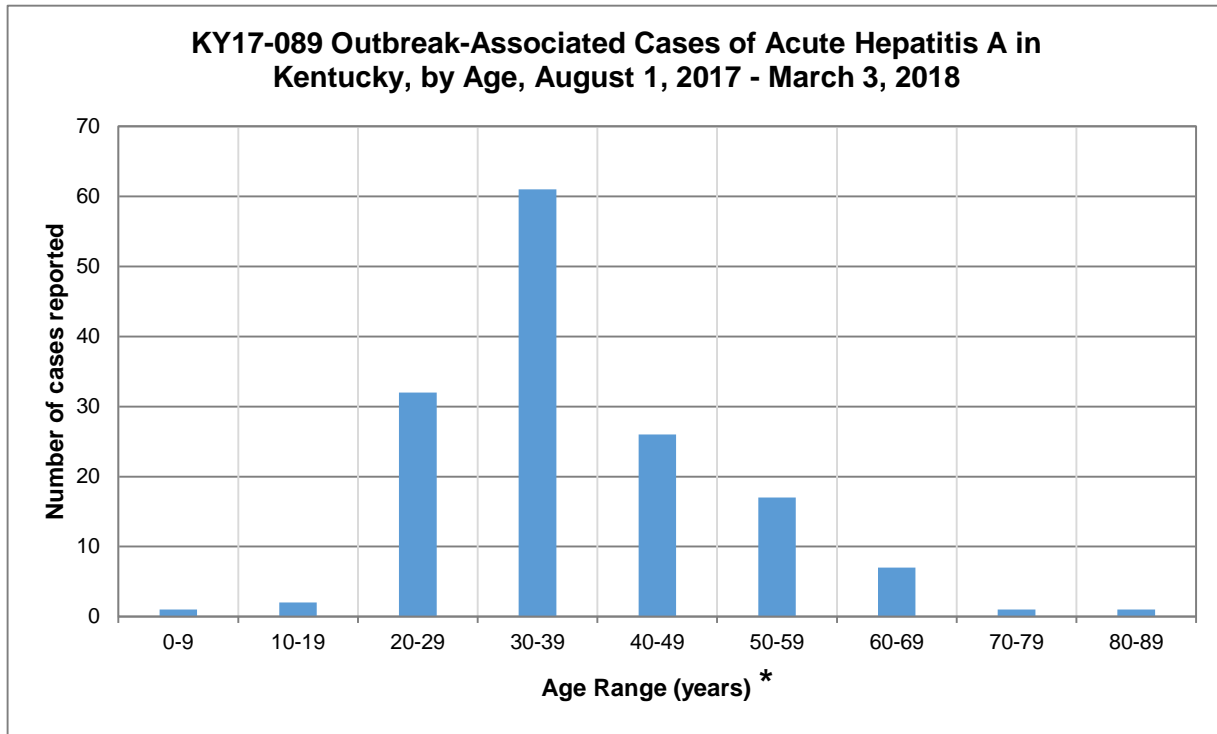


Figure 2: Outbreak-Associated Cases by Age

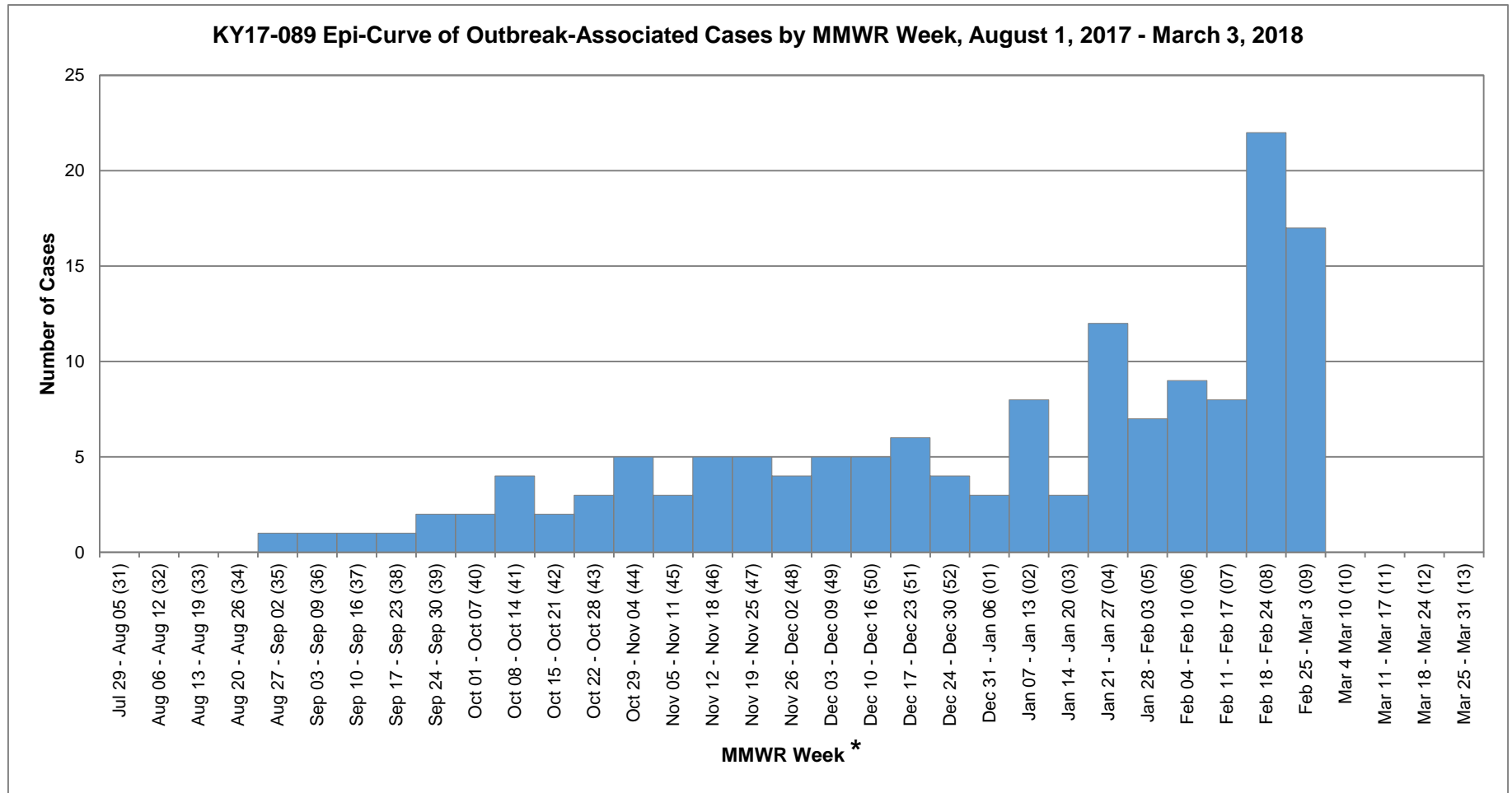


* The mean age of cases is 37.9 years, and the median age is 35.0 years.

Table 3: Frequent Risk Factors of Outbreak-associated Cases

KY17-089 Risk Factors of Outbreak-Associated Acute Hepatitis A Cases, August 1, 2017 – March 3, 2018	
Risk Factor	Number of Cases Reporting Risk Factor
Homelessness only	7
Illicit drug use only	48
Homelessness + illicit drug use	33
MSM only	1

Figure 3: Epidemic-curve (Epi-Curve) of Outbreak-Associated Cases



* MMWR weeks are based on date of specimen collection.