

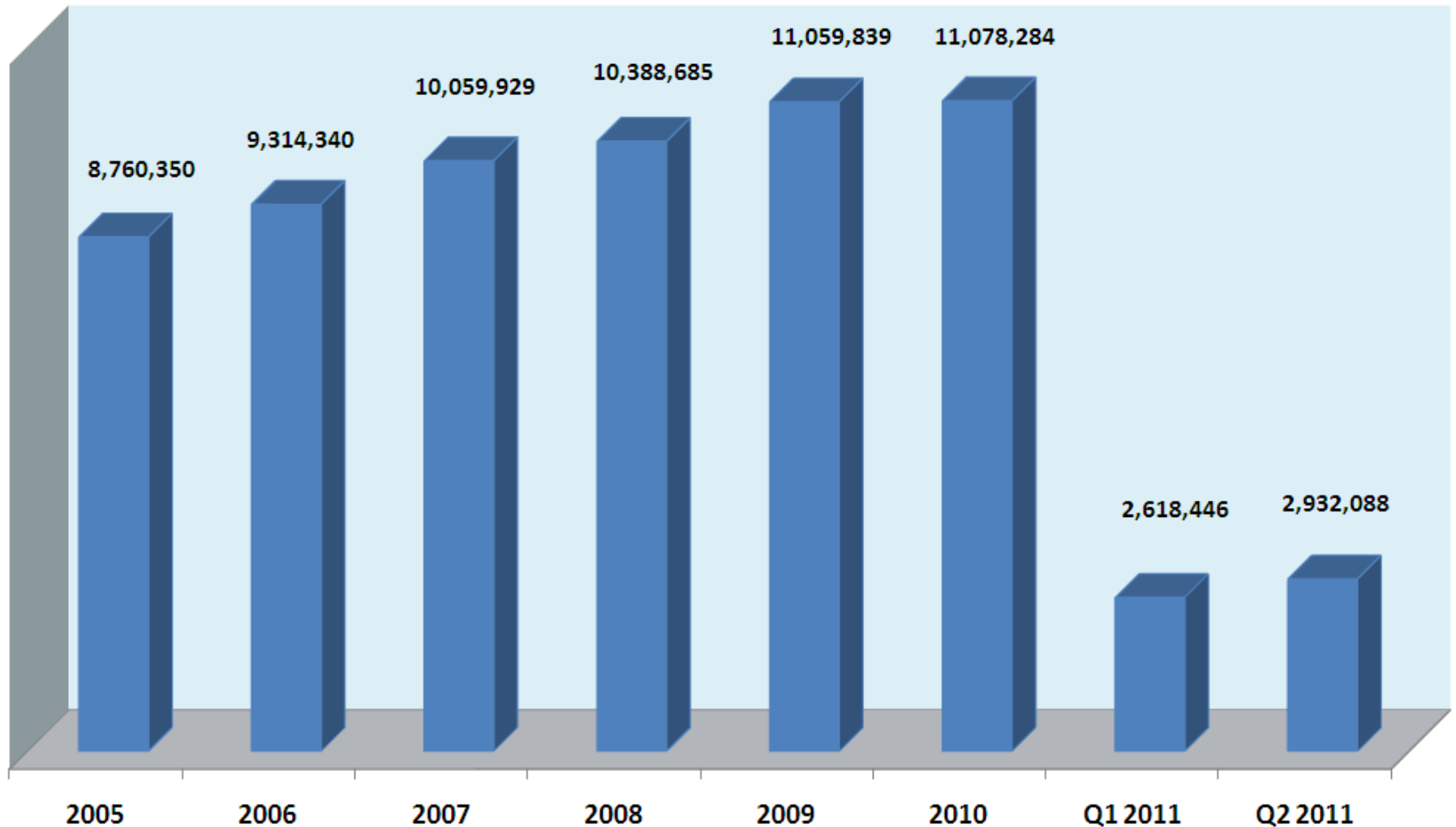
Kentucky All Schedule Prescription Electronic Reporting

Quarterly Trend Report 2nd Quarter 2011

Cabinet for Health and Family Services
Office of the Inspector General
275 E. Main Street
Frankfort, KY 40621



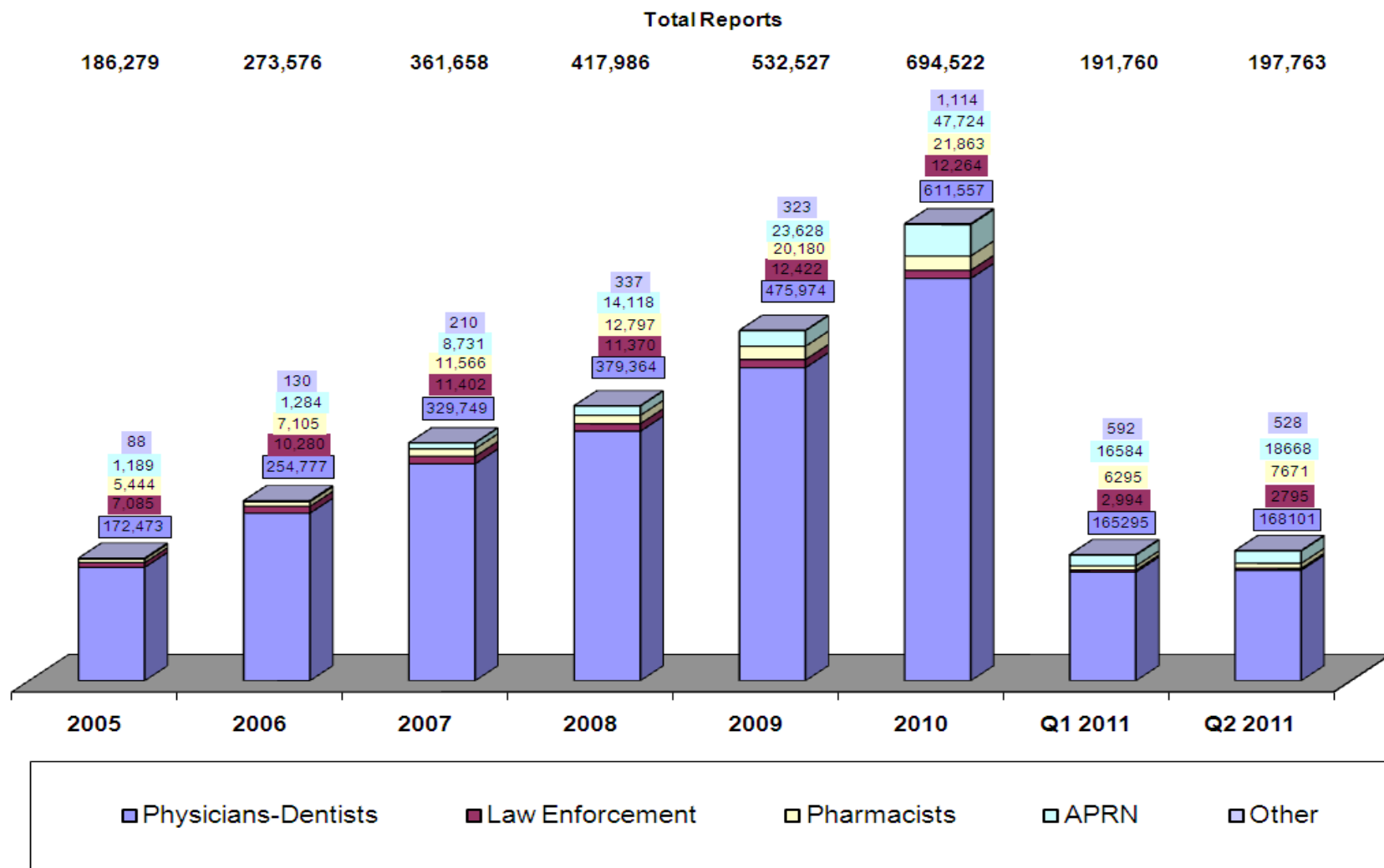
KASPER Records Added 2005 – Q2 2011



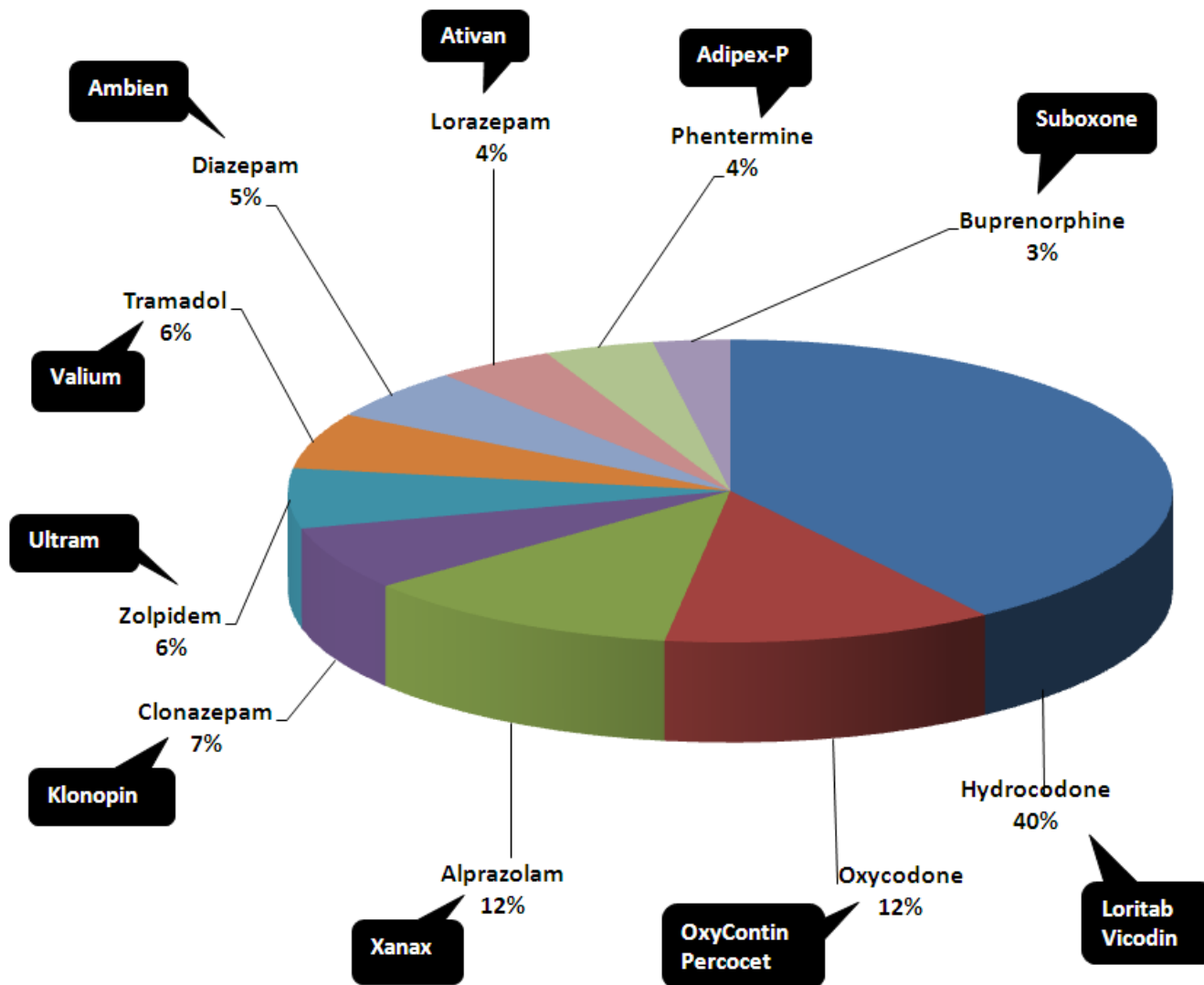
Cabinet for Health and Family Services



KASPER Reports Requested 2005 – Q2 2011



Top Prescribed Controlled Substances by Therapeutic Category by Doses – Q2 2011


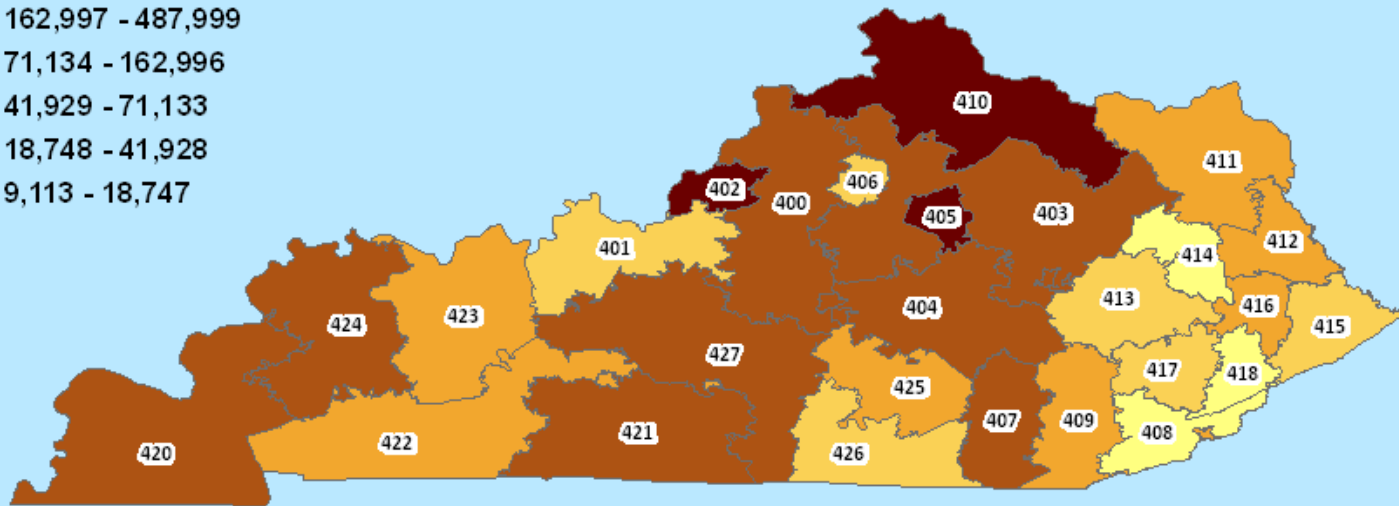



Controlled Substance Prescribing Q2 2011

All Controlled Substances Prescriptions by Prescribers Address

Kentucky Three Digit Zip Code Areas

Number of RX for Qtr 2 (Apr 01 - Jun 30) 2011



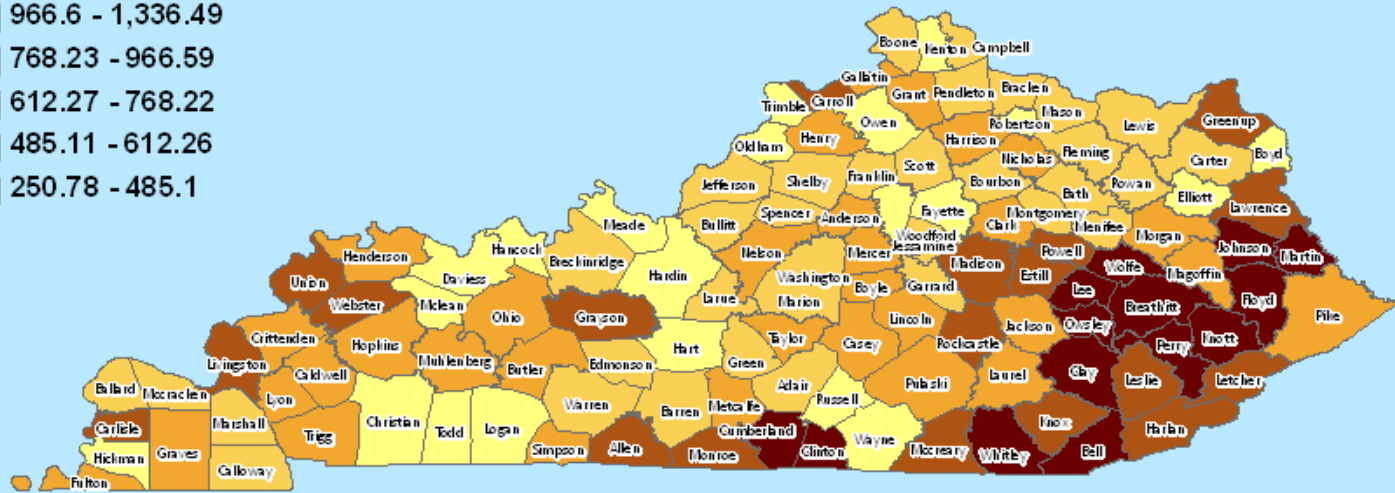

Controlled Substance Prescribing Q2 2011

3 Digit Zip	Prescriptions By Prescriber Zip-Actual Number of all Controlled Substances for Quarter 2, 2011
400	86,748
401	28,749
402	487,999
403	135,640
404	105,147
405	279,262
406	23,940
407	83,927
408	18,747
409	63,009
410	242,310
411	71,133
412	48,411
413	30,200
414	9,113
415	27,663
416	53,990
417	41,928
418	15,538
420	162,996
421	138,975
422	58,206
423	50,168
424	84,566
425	54,643
426	26,432
427	100,699
Totals	2,530,139

Controlled Substance Usage Q2 2011

Controlled Substances Usage Per 1000 by Patients Address

Per 1000 by Patient Address
Quarter 2 (Apr 01 - Jun 30) 2011



0 15 30 60 90 120 150
Miles



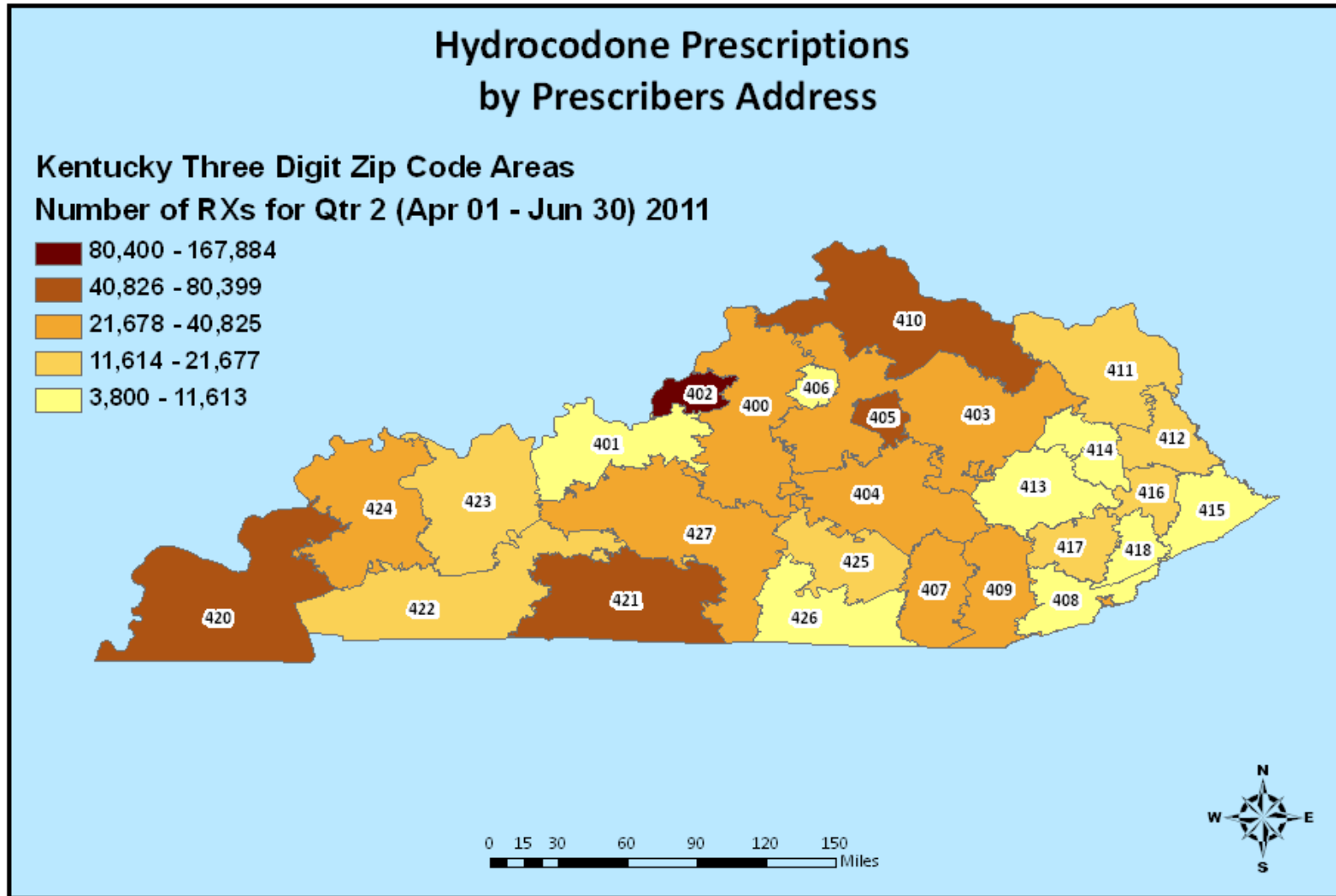
Controlled Substance Usage Q2 2011

Actual Number of All Controlled Substances Prescriptions for Quarter 2, 2011							
COUNTY	# RXS	COUNTY	# RXS	COUNTY	# RXS	COUNTY	# RXS
ADAIR	11,231	EDMONSON	7,243	KNOX	27,738	NICHOLAS	5,237
ALLEN	16,122	ELLIOTT	3,175	LARUE	7,695	OHIO	16,900
ANDERSON	13,370	ESTILL	13,706	LAUREL	39,356	OLDHAM	24,733
BALLARD	5,032	FAYETTE	131,063	LAWRENCE	12,629	OWEN	4,968
BARREN	24,127	FLEMING	7,874	LEE	7,835	OWSLEY	6,355
BATH	6,503	FLOYD	50,898	LESLIE	10,067	PENDLETON	8,111
BELL	30,308	FRANKLIN	29,792	LETCHER	22,425	PERRY	29,262
BOONE	59,886	FULTON	4,524	LEWIS	7,721	PIKE	44,847
BOURBON	12,236	GALLATIN	5,352	LINCOLN	17,788	POWELL	11,368
BOYD	21,450	GARRARD	10,170	LIVINGSTON	8,705	PULASKI	45,345
BOYLE	19,772	GRANT	15,487	LOGAN	12,279	ROBERTSON	1,107
BRACKEN	5,083	GRAVES	25,688	LYON	6,228	ROCKCASTLE	13,762
BREATHITT	15,244	GRAYSON	22,083	MADISON	46,689	ROWAN	12,394
BRECKINRIDGE	10,460	GREEN	6,045	MAGOFFIN	15,680	RUSSELL	4,405
BULLITT	37,133	GREENUP	30,843	MARION	11,107	SCOTT	26,792
BUTLER	9,188	HANCOCK	3,734	MARSHALL	15,643	SHELBY	23,143
CALDWELL	9,448	HARDIN	45,192	MARTIN	12,497	SIMPSON	10,993
CALLOWAY	20,640	HARLAN	27,756	MASON	8,279	SPENCER	8,708
CAMPBELL	47,874	HARRISON	12,409	MCCRACKEN	52,532	TAYLOR	17,222
CARLISLE	4,012	HART	8,611	MCCREARY	12,218	TODD	4,935
CARROLL	8,626	HENDERSON	35,067	MCLEAN	5,530	TRIGG	9,171
CARTER	16,292	HENRY	9,693	MEADE	9,815	TRIMBLE	3,101
CASEY	10,780	HICKMAN	1,703	MENIFEE	3,283	UNION	14,056
CHRISTIAN	30,000	HOPKINS	35,517	MERCER	13,856	WARREN	63,195
CLARK	23,850	JACKSON	8,861	METCALFE	6,650	WASHINGTON	6,385
CLAY	23,003	JEFFERSON	416,967	MONROE	10,219	WAYNE	8,905
CLINTON	10,266	JESSAMINE	26,413	MONTGOMERY	15,460	WEBSTER	11,157
CRITTENDEN	7,156	JOHNSON	29,109	MORGAN	9,337	WHITLEY	39,944
CUMBERLAND	7,305	KENTON	74,859	MUHLENBERG	20,576	WOLFE	7,571
DAVIESS	38,464	KNOTT	16,212	NELSON	28,827	WOODFORD	11,773
TOTAL						2,645,416	

Per 1000 Controlled Substance Usage Q2 2011

Actual Number of All Controlled Substances Prescriptions per 1,000 Residents for Quarter 2, 2011							
COUNTY	PER 1000	COUNTY	PER 1000	COUNTY	PER 1000	COUNTY	PER 1000
ADAIR	602.00	EDMONSON	595.59	KNOX	869.99	NICHOLAS	733.99
ALLEN	807.88	ELLIOTT	404.36	LARUE	542.17	OHIO	708.83
ANDERSON	624.15	ESTILL	934.16	LAUREL	668.76	OLDHAM	410.06
BALLARD	610.01	FAYETTE	443.08	LAWRENCE	796.28	OWEN	458.26
BARREN	572.10	FLEMING	548.79	LEE	993.41	OWSLEY	1,336.49
BATH	561.04	FLOYD	1,290.16	LESLIE	890.10	PENDLETON	545.20
BELL	1,056.36	FRANKLIN	604.48	LETCHER	914.60	PERRY	1,019.16
BOONE	504.04	FULTON	664.02	LEWIS	556.67	PIKE	689.70
BOURBON	612.26	GALLATIN	623.12	LINCOLN	718.94	POWELL	901.29
BOYD	432.97	GARRARD	601.35	LIVINGSTON	914.49	PULASKI	719.04
BOYLE	695.41	GRANT	627.97	LOGAN	457.57	ROBERTSON	485.10
BRACKEN	598.85	GRAVES	692.01	LYON	749.10	ROCKCASTLE	806.87
BREATHITT	1,098.43	GRAYSON	857.73	MADISON	801.22	ROWAN	531.18
BRECKINRIDGE	521.46	GREEN	536.95	MAGOFFIN	667.43	RUSSELL	250.78
BULLITT	499.64	GREENUP	835.63	MARION	580.21	SCOTT	567.95
BUTLER	724.03	HANCOCK	435.96	MARSHALL	563.09	SHELBY	550.05
CALDWELL	727.66	HARDIN	428.19	MARTIN	1,176.03	SIMPSON	634.44
CALLOWAY	554.97	HARLAN	948.02	MASON	560.39	SPENCER	510.40
CAMPBELL	529.95	HARRISON	658.44	MCCRACKEN	497.42	TAYLOR	702.59
CARLISLE	786.05	HART	473.16	MCCREARY	966.59	TODD	396.07
CARROLL	797.89	HENDERSON	758.21	MCLEAN	473.36	TRIGG	639.58
CARTER	587.73	HENRY	628.76	MEADE	343.16	TRIMBLE	352.03
CASEY	675.65	HICKMAN	347.41	MENIFEE	520.62	UNION	936.63
CHRISTIAN	405.65	HOPKINS	756.97	MERCER	649.57	WARREN	555.36
CLARK	669.70	JACKSON	656.66	METCALFE	658.48	WASHINGTON	544.93
CLAY	1,058.58	JEFFERSON	562.64	MONROE	932.14	WAYNE	427.86
CLINTON	999.42	JESSAMINE	543.63	MONTGOMERY	583.42	WEBSTER	819.10
CRITTENDEN	768.22	JOHNSON	1,246.32	MORGAN	670.62	WHITLEY	1,120.86
CUMBERLAND	1,065.49	KENTON	468.69	MUHLENBERG	653.23	WOLFE	1,029.37
DAVIESS	397.95	KNOTT	991.80	NELSON	663.65	WOODFORD	472.07

Hydrocodone Prescribing Q2 2011



Hydrocodone Prescribing Q2 2011

3 Digit Zip	Prescriptions By Prescriber Zip-Actual Number of all Hydrocodone Prescriptions for Quarter 2, 2011
400	29,068
401	8,989
402	167,884
403	40,825
404	30,060
405	80,399
406	8,346
407	30,717
408	7,615
409	25,293
410	52,217
411	17,820
412	16,412
413	11,613
414	3,800
415	10,522
416	21,677
417	15,896
418	5,100
420	55,350
421	52,919
422	20,305
423	16,177
424	28,556
425	16,049
426	10,035
427	29,800
Totals	813,444

Hydrocodone Usage Q2 2011

Actual Number of Hydrocodone Prescriptions for Quarter 2, 2011							
COUNTY	# RXS	COUNTY	# RXS	COUNTY	# RXS	COUNTY	# RXS
ADAIR	3,880	EDMONSON	2,924	KNOX	10,208	NICHOLAS	1,348
ALLEN	6,784	ELLIOTT	880	LARUE	2,259	OHIO	5,951
ANDERSON	4,445	ESTILL	4,288	LAUREL	13,941	OLDHAM	6,763
BALLARD	1,759	FAYETTE	33,915	LAWRENCE	4,213	OWEN	1,474
BARREN	9,234	FLEMING	2,207	LEE	3,056	OWSLEY	2,441
BATH	1,674	FLOYD	19,139	LESLIE	3,549	PENDLETON	1,984
BELL	11,489	FRANKLIN	9,074	LETCHER	7,790	PERRY	9,933
BOONE	12,955	FULTON	1,842	LEWIS	2,132	PIKE	16,692
BOURBON	3,574	GALLATIN	1,447	LINCOLN	5,561	POWELL	3,502
BOYD	5,276	GARRARD	2,933	LIVINGSTON	3,267	PULASKI	13,083
BOYLE	5,684	GRANT	3,760	LOGAN	4,697	ROBERTSON	310
BRACKEN	1,160	GRAVES	8,505	LYON	2,038	ROCKCASTLE	4,656
BREATHITT	5,804	GRAYSON	7,612	MADISON	13,267	ROWAN	3,160
BRECKINRIDGE	3,386	GREEN	1,797	MAGOFFIN	5,806	RUSSELL	1,522
BULLITT	12,648	GREENUP	7,536	MARION	3,743	SCOTT	7,343
BUTLER	3,910	HANCOCK	1,083	MARSHALL	4,872	SHELBY	7,971
CALDWELL	3,214	HARDIN	13,209	MARTIN	3,996	SIMPSON	4,084
CALLOWAY	6,609	HARLAN	9,960	MASON	1,984	SPENCER	2,948
CAMPBELL	11,860	HARRISON	3,128	MCCRACKEN	16,972	TAYLOR	5,097
CARLISLE	1,327	HART	3,072	MCCREARY	4,120	TODD	1,806
CARROLL	2,689	HENDERSON	10,817	MCLEAN	1,760	TRIGG	3,085
CARTER	3,879	HENRY	3,469	MEADE	3,394	TRIMBLE	1,068
CASEY	3,418	HICKMAN	568	MENIFEE	959	UNION	4,644
CHRISTIAN	10,066	HOPKINS	12,758	MERCER	4,184	WARREN	22,832
CLARK	6,741	JACKSON	3,159	METCALFE	2,626	WASHINGTON	1,829
CLAY	8,155	JEFFERSON	146,451	MONROE	3,905	WAYNE	3,217
CLINTON	3,617	JESSAMINE	7,333	MONTGOMERY	3,930	WEBSTER	3,818
CRITTENDEN	2,738	JOHNSON	10,597	MORGAN	3,113	WHITLEY	13,524
CUMBERLAND	2,575	KENTON	15,900	MUHLENBERG	7,661	WOLFE	2,874
DAVISS	11,741	KNOTT	5,797	NELSON	9,401	WOODFORD	3,275
TOTAL						848,089	

Per 1000 Hydrocodone Usage Q2 2011


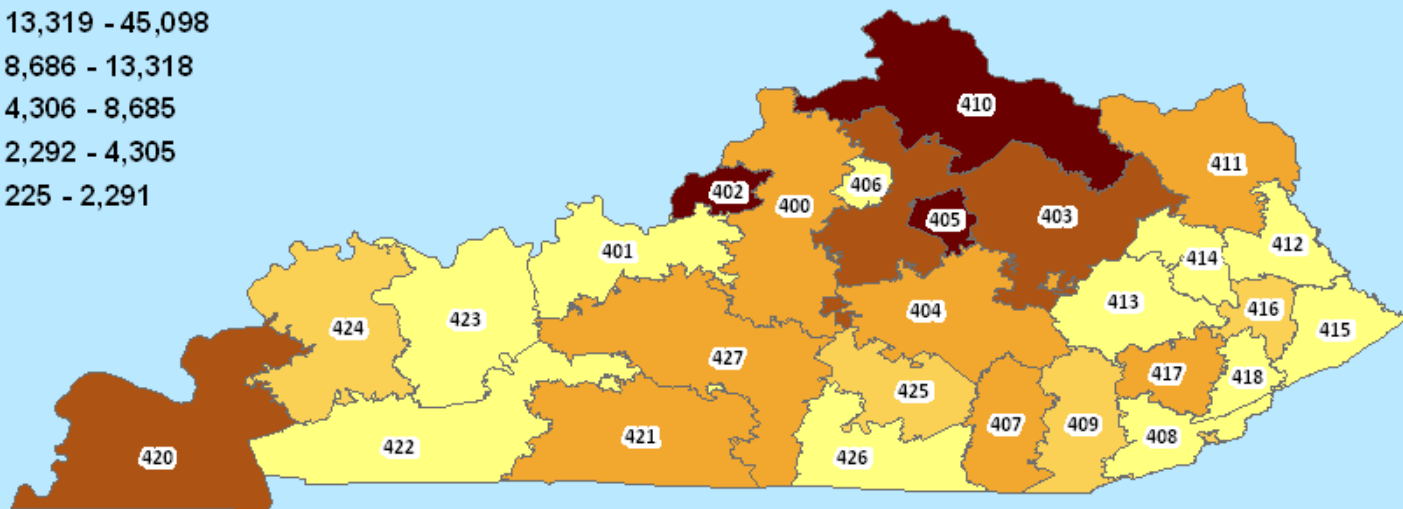

Actual Number of Hydrocodone Prescriptions per 1,000 Residents for Quarter 2, 2011							
COUNTY	PER 1000	COUNTY	PER 1000	COUNTY	PER 1000	COUNTY	PER 1000
ADAIR	207.98	EDMONSON	240.44	KNOX	320.17	NICHOLAS	188.93
ALLEN	339.95	ELLIOTT	112.07	LARUE	159.16	OHIO	249.60
ANDERSON	207.51	ESTILL	292.26	LAUREL	236.89	OLDHAM	112.13
BALLARD	213.24	FAYETTE	114.65	LAWRENCE	265.64	OWEN	135.97
BARREN	218.96	FLEMING	153.82	LEE	387.47	OWSLEY	513.35
BATH	144.42	FLOYD	485.13	LESLIE	313.79	PENDLETON	133.36
BELL	400.44	FRANKLIN	184.11	LETCHER	317.71	PERRY	345.95
BOONE	109.04	FULTON	270.37	LEWIS	153.71	PIKE	256.71
BOURBON	178.83	GALLATIN	168.47	LINCOLN	224.76	POWELL	277.65
BOYD	106.50	GARRARD	173.43	LIVINGSTON	343.21	PULASKI	207.46
BOYLE	199.92	GRANT	152.46	LOGAN	175.03	ROBERTSON	135.85
BRACKEN	136.66	GRAVES	229.12	LYON	245.13	ROCKCASTLE	272.98
BREATHITT	418.22	GRAYSON	295.66	MADISON	258.86	ROWAN	135.43
BRECKINRIDGE	168.80	GREEN	159.62	MAGOFFIN	225.06	RUSSELL	86.65
BULLITT	170.19	GREENUP	204.17	MARION	184.66	SCOTT	155.66
BUTLER	308.12	HANCOCK	126.44	MARSHALL	160.01	SHELBY	189.45
CALDWELL	247.54	HARDIN	125.15	MARTIN	435.46	SIMPSON	235.70
CALLOWAY	177.70	HARLAN	340.19	MASON	188.85	SPENCER	172.79
CAMPBELL	131.29	HARRISON	165.98	MCCRACKEN	154.92	TAYLOR	207.94
CARLISLE	259.99	HART	168.80	MCCREARY	309.07	TODD	144.94
CARROLL	248.73	HENDERSON	233.88	MCLEAN	113.44	TRIGG	215.15
CARTER	139.94	HENRY	225.03	MEADE	118.66	TRIMBLE	121.24
CASEY	214.23	HICKMAN	115.87	MENIFEE	152.08	UNION	309.46
CHRISTIAN	136.11	HOPKINS	271.91	MERCER	196.15	WARREN	200.65
CLARK	189.28	JACKSON	234.10	METCALFE	260.03	WASHINGTON	156.10
CLAY	375.29	JEFFERSON	197.61	MONROE	356.20	WAYNE	154.57
CLINTON	352.12	JESSAMINE	150.93	MONTGOMERY	148.31	WEBSTER	280.30
CRITTENDEN	293.93	JOHNSON	453.72	MORGAN	223.59	WHITLEY	379.49
CUMBERLAND	375.58	KENTON	99.55	MUHLENBERG	243.21	WOLFE	390.75
DAVISS	121.47	KNOTT	354.64	NELSON	216.43	WOODFORD	131.32

Oxycodone Prescribing Q2 2011

Oxycodone Prescriptions by Prescribers Address

Kentucky Three Digit Zip Code Areas

Number of RX for Qtr 2 (Apr 01 - Jun 30) 2011




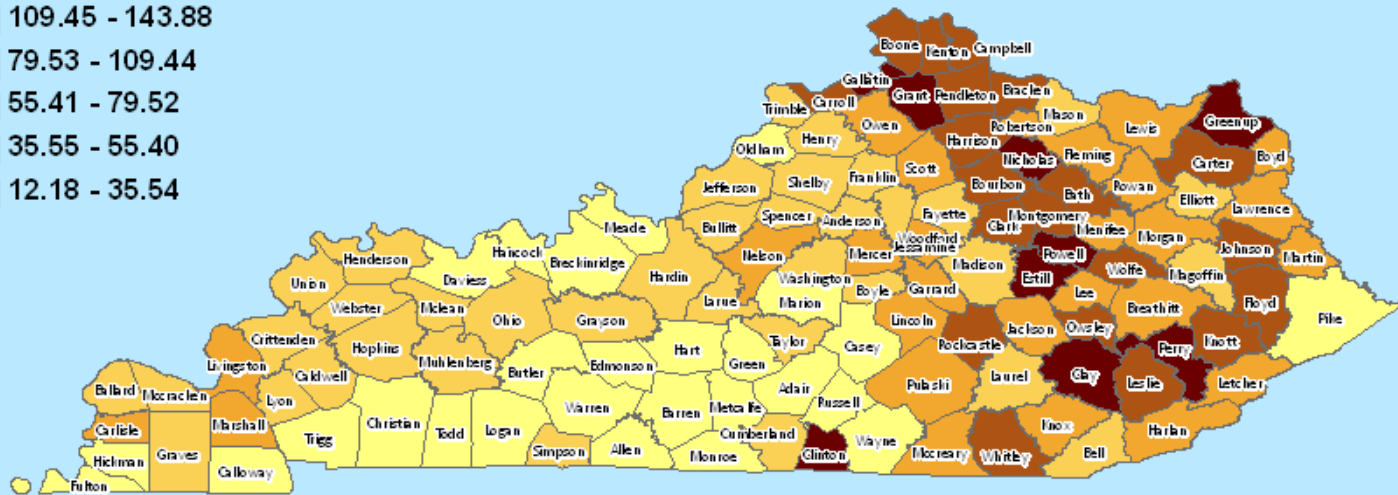

Oxycodone Prescribing Q2 2011

3 Digit Zip	Prescriptions By Prescriber Zip-Actual Number of Oxycodone Prescriptions for Quarter 2, 2011
400	6,176
401	1,343
402	45,098
403	13,318
404	6,025
405	37,605
406	1,816
407	7,650
408	1,237
409	2,802
410	38,981
411	8,685
412	2,291
413	1,152
414	225
415	274
416	2,774
417	5,273
418	1,135
420	11,727
421	6,542
422	2,048
423	1,940
424	4,305
425	3,799
426	1,943
427	5,271
Totals	221,435

Oxycodone Usage Q2 2011

Oxycodone Prescriptions Per 1000 by Patients Address

Per 1000 by Patient Address
Quarter 2 (Apr 01 - Jun 30) 2011



Oxycodone Usage Q2 2011

Actual Number of Oxycodone Prescriptions for Quarter 2, 2011							
COUNTY	# RXS	COUNTY	# RXS	COUNTY	# RXS	COUNTY	# RXS
ADAIR	449	EDMONSON	416	KNOX	2,048	NICHOLAS	813
ALLEN	706	ELLIOTT	435	LARUE	539	OHIO	1,020
ANDERSON	1,120	ESTILL	2,111	LAUREL	3,223	OLDHAM	1,868
BALLARD	365	FAYETTE	13,641	LAWRENCE	1,214	OWEN	643
BARREN	1,070	FLEMING	980	LEE	604	OWSLEY	415
BATH	1,132	FLOYD	3,808	LESLIE	1,064	PENDLETON	1,400
BELL	1,409	FRANKLIN	2,635	LETCHER	1,484	PERRY	4,019
BOONE	9,707	FULTON	218	LEWIS	1,103	PIKE	1,997
BOURBON	1,625	GALLATIN	1,114	LINCOLN	1,654	POWELL	1,692
BOYD	2,975	GARRARD	1,212	LIVINGSTON	556	PULASKI	3,808
BOYLE	1,380	GRANT	3,198	LOGAN	706	ROBERTSON	149
BRACKEN	805	GRAVES	1,779	LYON	404	ROCKCASTLE	1,452
BREATHITT	939	GRAYSON	1,364	MADISON	5,986	ROWAN	1,457
BRECKINRIDGE	681	GREEN	229	MAGOFFIN	1,016	RUSSELL	214
BULLITT	3,552	GREENUP	4,453	MARION	844	SCOTT	3,308
BUTLER	451	HANCOCK	247	MARSHALL	1,251	SHELBY	1,854
CALDWELL	597	HARDIN	4,042	MARTIN	811	SIMPSON	674
CALLOWAY	1,207	HARLAN	2,195	MASON	958	SPENCER	752
CAMPBELL	7,790	HARRISON	1,623	MCCRACKEN	3,596	TAYLOR	1,022
CARLISLE	330	HART	588	MCCREARY	875	TODD	233
CARROLL	1,000	HENDERSON	1,961	MCLEAN	287	TRIGG	499
CARTER	2,703	HENRY	812	MEADE	812	TRIMBLE	331
CASEY	524	HICKMAN	87	MENIFEE	412	UNION	685
CHRISTIAN	1,360	HOPKINS	2,537	MERCER	1,287	WARREN	3,150
CLARK	3,404	JACKSON	995	METCALFE	244	WASHINGTON	519
CLAY	2,526	JEFFERSON	33,420	MONROE	358	WAYNE	656
CLINTON	1,306	JESSAMINE	3,081	MONTGOMERY	2,555	WEBSTER	693
CRITTENDEN	455	JOHNSON	2,405	MORGAN	816	WHITLEY	3,900
CUMBERLAND	326	KENTON	13,356	MUHLENBERG	1,251	WOLFE	673
DAVISS	2,268	KNOTT	1,732	NELSON	2,598	WOODFORD	1,252
TOTAL						242,540	

Per 1000 Oxycodone Usage Q2 2011


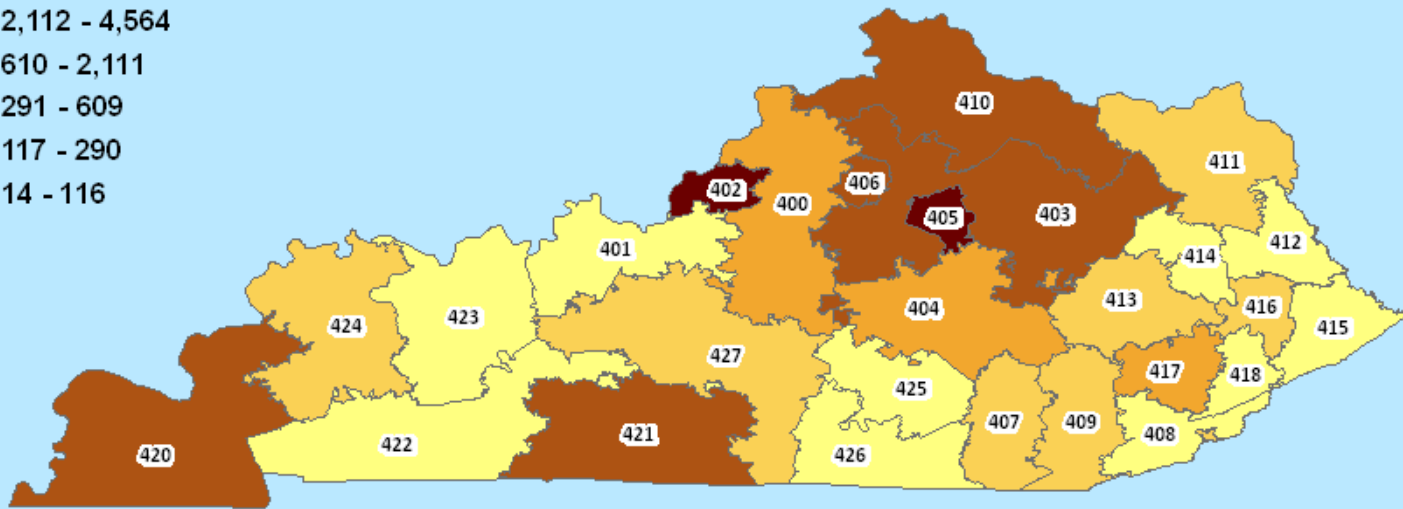
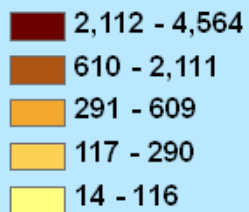
Actual Number of Oxycodone Prescriptions per 1,000 Residents for Quarter 2, 2011							
COUNTY	PER 1000	COUNTY	PER 1000	COUNTY	PER 1000	COUNTY	PER 1000
ADAIR	24.07	EDMONSON	34.21	KNOX	64.23	NICHOLAS	113.95
ALLEN	35.38	ELLIOTT	55.40	LARUE	37.98	OHIO	42.78
ANDERSON	52.29	ESTILL	143.88	LAUREL	54.77	OLDHAM	30.97
BALLARD	44.25	FAYETTE	46.12	LAWRENCE	76.54	OWEN	59.31
BARREN	25.37	FLEMING	68.30	LEE	76.58	OWSLEY	87.28
BATH	97.66	FLOYD	96.52	LESLIE	94.08	PENDLETON	94.10
BELL	49.11	FRANKLIN	53.46	LETCHER	60.52	PERRY	139.98
BOONE	81.70	FULTON	32.00	LEWIS	79.52	PIKE	30.71
BOURBON	81.31	GALLATIN	129.70	LINCOLN	66.85	POWELL	134.15
BOYD	60.05	GARRARD	71.67	LIVINGSTON	58.41	PULASKI	60.38
BOYLE	48.54	GRANT	129.67	LOGAN	26.31	ROBERTSON	65.29
BRACKEN	94.84	GRAVES	47.92	LYON	48.59	ROCKCASTLE	85.13
BREATHITT	67.66	GRAYSON	52.98	MADISON	54.85	ROWAN	62.44
BRECKINRIDGE	33.95	GREEN	20.34	MAGOFFIN	47.80	RUSSELL	12.18
BULLITT	47.79	GREENUP	120.64	MARION	30.11	SCOTT	70.12
BUTLER	35.54	HANCOCK	28.84	MARSHALL	72.19	SHELBY	44.07
CALDWELL	45.98	HARDIN	38.30	MARTIN	76.20	SIMPSON	38.90
CALLOWAY	32.45	HARLAN	74.97	MASON	42.58	SPENCER	44.08
CAMPBELL	86.23	HARRISON	86.12	MCCRACKEN	39.78	TAYLOR	41.69
CARLISLE	64.66	HART	32.31	MCCREARY	62.73	TODD	18.70
CARROLL	92.50	HENDERSON	42.40	MCLEAN	54.77	TRIGG	34.80
CARTER	97.51	HENRY	52.67	MEADE	28.39	TRIMBLE	37.58
CASEY	32.84	HICKMAN	17.75	MENIFEE	65.33	UNION	45.65
CHRISTIAN	18.39	HOPKINS	54.07	MERCER	60.33	WARREN	27.68
CLARK	95.58	JACKSON	73.74	METCALFE	24.16	WASHINGTON	44.29
CLAY	116.24	JEFFERSON	45.10	MONROE	32.66	WAYNE	31.52
CLINTON	127.14	JESSAMINE	63.41	MONTGOMERY	96.42	WEBSTER	50.88
CRITTENDEN	48.85	JOHNSON	102.97	MORGAN	58.61	WHITLEY	109.44
CUMBERLAND	47.55	KENTON	83.62	MUHLENBERG	39.72	WOLFE	91.50
DAVISS	23.46	KNOTT	105.96	NELSON	59.81	WOODFORD	50.20

Methadone Prescribing Q2 2011

Methadone Prescriptions by Prescribers Address

Kentucky Three Digit Zip Code Areas

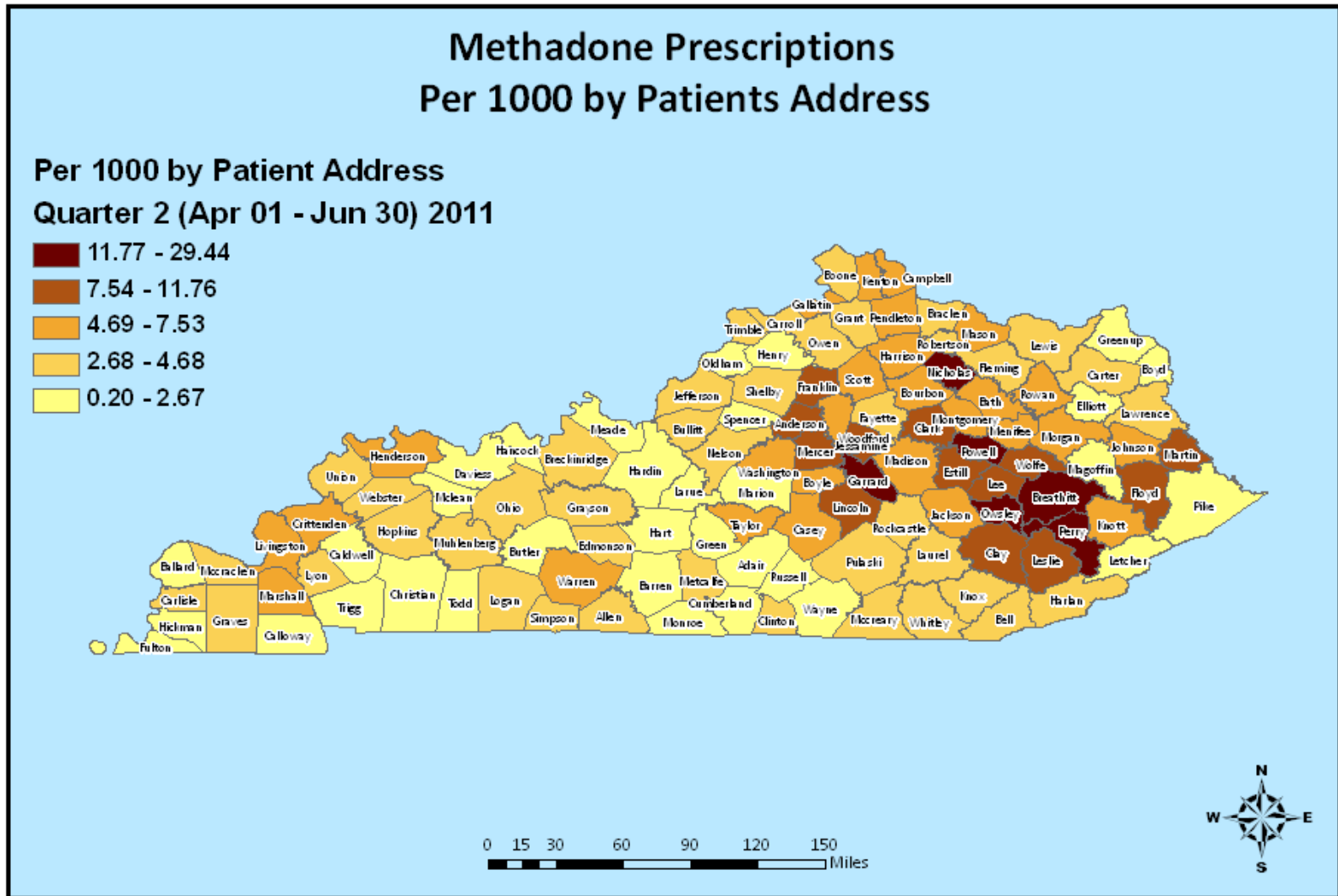
Number of RX for Qtr 2 (Apr 01 - Jun 30) 2011



Methadone Prescribing Q2 2011

3 Digit Zip	Prescriptions By Prescriber Zip-Actual Number of Methadone Prescriptions for Quarter 2, 2011
400	522
401	63
402	3,187
403	1,210
404	609
405	4,564
406	1,020
407	290
408	50
409	242
410	2,111
411	175
412	89
413	162
414	14
415	24
416	145
417	473
418	16
420	1,022
421	1,038
422	85
423	74
424	249
425	116
426	61
427	180
Totals	17,791

Methadone Usage Q2 2011



Methadone Usage Q2 2011

Actual Number of Methadone Prescriptions for Quarter 2, 2011							
COUNTY	# RXS	COUNTY	# RXS	COUNTY	# RXS	COUNTY	# RXS
ADAIR	24	EDMONSON	50	KNOX	118	NICHOLAS	111
ALLEN	77	ELLIOTT	19	LARUE	27	OHIO	84
ANDERSON	237	ESTILL	126	LAUREL	250	OLDHAM	92
BALLARD	22	FAYETTE	1,089	LAWRENCE	63	OWEN	42
BARREN	99	FLEMING	58	LEE	88	OWSLEY	140
BATH	77	FLOYD	394	LESLIE	133	PENDLETON	73
BELL	123	FRANKLIN	475	LETCHER	50	PERRY	576
BOONE	475	FULTON	5	LEWIS	50	PIKE	119
BOURBON	114	GALLATIN	42	LINCOLN	268	POWELL	195
BOYD	42	GARRARD	301	LIVINGSTON	50	PULASKI	220
BOYLE	214	GRANT	100	LOGAN	83	ROBERTSON	9
BRACKEN	36	GRAVES	145	LYON	31	ROCKCASTLE	78
BREATHITT	285	GRAYSON	94	MADISON	561	ROWAN	123
BRECKINRIDGE	65	GREEN	23	MAGOFFIN	114	RUSSELL	21
BULLITT	208	GREENUP	92	MARION	148	SCOTT	231
BUTLER	33	HANCOCK	9	MARSHALL	131	SHELBY	123
CALDWELL	26	HARDIN	160	MARTIN	42	SIMPSON	52
CALLOWAY	84	HARLAN	137	MASON	32	SPENCER	35
CAMPBELL	445	HARRISON	94	MCCRACKEN	369	TAYLOR	157
CARLISLE	16	HART	38	MCCREARY	28	TODD	16
CARROLL	32	HENDERSON	228	MCLEAN	23	TRIGG	28
CARTER	95	HENRY	36	MEADE	55	TRIMBLE	27
CASEY	105	HICKMAN	1	MENIFEE	40	UNION	59
CHRISTIAN	98	HOPKINS	142	MERCER	230	WARREN	690
CLARK	333	JACKSON	66	METCALFE	43	WASHINGTON	63
CLAY	170	JEFFERSON	2,292	MONROE	9	WAYNE	33
CLINTON	41	JESSAMINE	445	MONTGOMERY	151	WEBSTER	52
CRITTENDEN	46	JOHNSON	135	MORGAN	75	WHITLEY	140
CUMBERLAND	9	KENTON	854	MUHLENBERG	87	WOLFE	58
DAVISS	109	KNOTT	103	NELSON	148	WOODFORD	159
						TOTAL	18,796

Per 1000 Methadone Usage Q2 2011


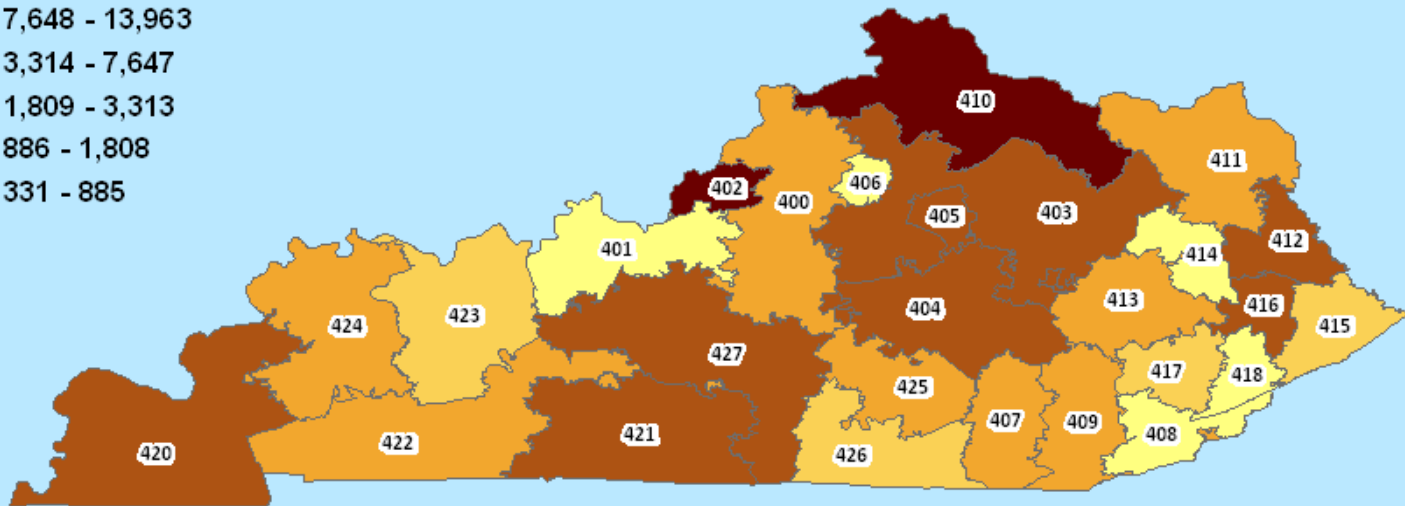

Actual Number of Methadone Prescriptions per 1,000 Residents for Quarter 2, 2011							
COUNTY	PER 1000	COUNTY	PER 1000	COUNTY	PER 1000	COUNTY	PER 1000
ADAIR	1.29	EDMONSON	4.11	KNOX	3.70	NICHOLAS	15.56
ALLEN	3.86	ELLIOTT	2.42	LARUE	1.90	OHIO	3.52
ANDERSON	11.06	ESTILL	8.59	LAUREL	4.25	OLDHAM	1.53
BALLARD	2.67	FAYETTE	3.68	LAWRENCE	3.97	OWEN	3.87
BARREN	2.35	FLEMING	4.04	LEE	11.16	OWSLEY	29.44
BATH	6.64	FLOYD	9.99	LESLIE	11.76	PENDLETON	4.91
BELL	4.29	FRANKLIN	9.64	LETCHER	2.04	PERRY	20.06
BOONE	4.00	FULTON	0.73	LEWIS	3.60	PIKE	1.83
BOURBON	5.70	GALLATIN	4.89	LINCOLN	10.83	POWELL	15.46
BOYD	0.85	GARRARD	17.80	LIVINGSTON	5.25	PULASKI	3.49
BOYLE	7.53	GRANT	4.05	LOGAN	3.09	ROBERTSON	3.94
BRACKEN	4.24	GRAVES	3.91	LYON	3.73	ROCKCASTLE	4.57
BREATHITT	20.54	GRAYSON	3.65	MADISON	5.63	ROWAN	5.27
BRECKINRIDGE	3.24	GREEN	2.04	MAGOFFIN	1.53	RUSSELL	1.20
BULLITT	2.80	GREENUP	2.49	MARION	2.41	SCOTT	4.90
BUTLER	2.60	HANCOCK	1.05	MARSHALL	6.77	SHELBY	2.92
CALDWELL	2.00	HARDIN	1.52	MARTIN	8.55	SIMPSON	3.00
CALLOWAY	2.26	HARLAN	4.68	MASON	7.47	SPENCER	2.05
CAMPBELL	4.93	HARRISON	4.99	MCCRACKEN	4.17	TAYLOR	6.41
CARLISLE	3.13	HART	2.09	MCCREARY	3.25	TODD	1.28
CARROLL	2.96	HENDERSON	4.93	MCLEAN	1.83	TRIGG	1.95
CARTER	3.43	HENRY	2.34	MEADE	1.92	TRIMBLE	3.07
CASEY	6.58	HICKMAN	0.20	MENIFEE	6.34	UNION	3.93
CHRISTIAN	1.33	HOPKINS	3.03	MERCER	10.78	WARREN	6.06
CLARK	9.35	JACKSON	4.89	METCALFE	4.26	WASHINGTON	5.38
CLAY	7.82	JEFFERSON	3.09	MONROE	0.82	WAYNE	1.59
CLINTON	3.99	JESSAMINE	9.16	MONTGOMERY	5.70	WEBSTER	3.82
CRITTENDEN	4.94	JOHNSON	5.78	MORGAN	5.39	WHITLEY	3.93
CUMBERLAND	1.31	KENTON	5.35	MUHLENBERG	2.76	WOLFE	7.89
DAVISS	1.13	KNOTT	6.30	NELSON	3.41	WOODFORD	6.38

Diazepam Prescribing Q2 2011

Diazepam Prescriptions by Prescribers Address

Kentucky Three Digit Zip Code Areas

Number of RX for Qtr 2 (Apr 01 - Jun 30) 2011



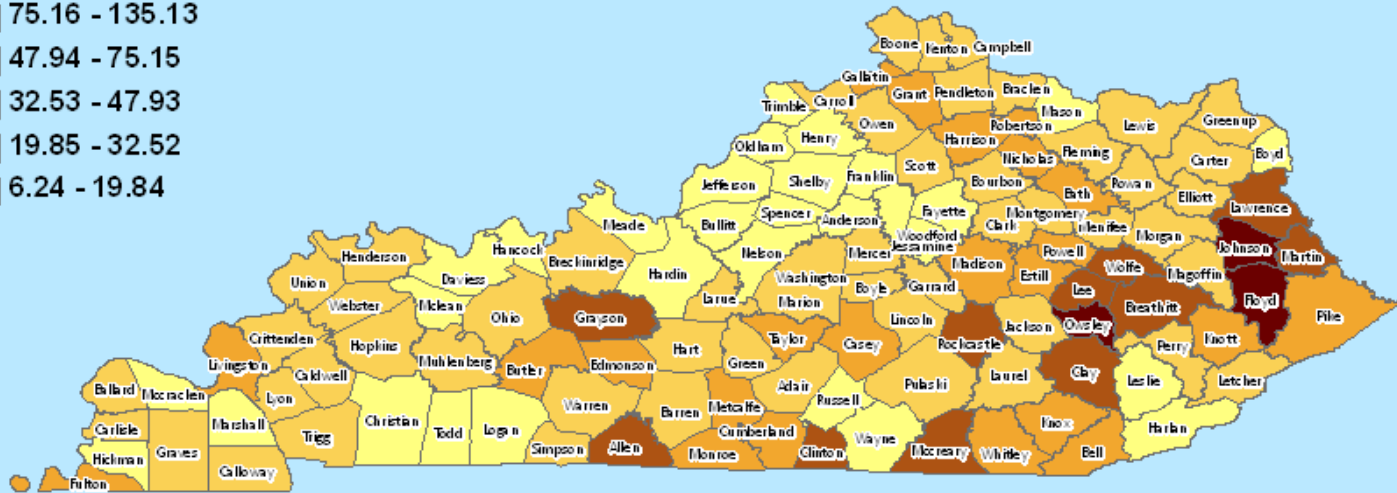

Diazepam Prescribing Q2 2011

3 Digit Zip	Prescriptions By Prescriber Zip-Actual Number of Diazepam Prescriptions for Quarter 2, 2011
400	2,281
401	885
402	13,963
403	5,304
404	4,587
405	7,647
406	671
407	2,844
408	331
409	3,313
410	10,533
411	2,800
412	4,881
413	2,118
414	510
415	1,172
416	4,429
417	1,041
418	410
420	6,935
421	6,914
422	2,592
423	1,808
424	3,266
425	2,174
426	1,205
427	4,914
Totals	99,528

Diazepam Usage Q2 2011

Diazepam Prescriptions Per 1000 by Patients Address

Per 1000 by Patient Address
Quarter 2 (Apr 01 - Jun 30) 2011



0 15 30 60 90 120 150 Miles



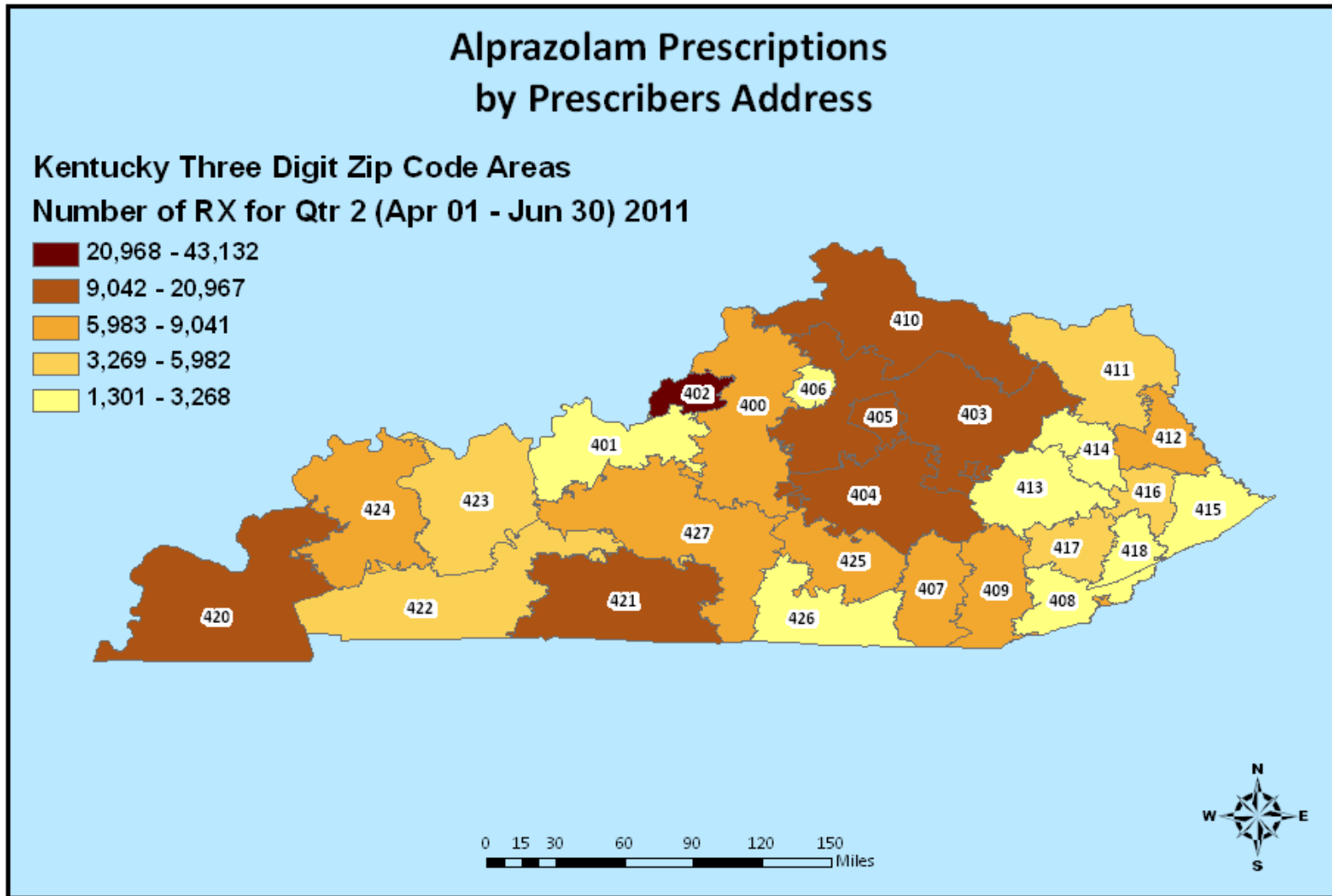
Diazepam Usage Q2 2011

Actual Number of Diazepam Prescriptions for Quarter 2, 2011							
COUNTY	# RXS	COUNTY	# RXS	COUNTY	# RXS	COUNTY	# RXS
ADAIR	531	EDMONSON	508	KNOX	1,201	NICHOLAS	342
ALLEN	1,060	ELLIOTT	198	LARUE	319	OHIO	692
ANDERSON	318	ESTILL	520	LAUREL	1,235	OLDHAM	514
BALLARD	259	FAYETTE	4,225	LAWRENCE	966	OWEN	324
BARREN	1,253	FLEMING	373	LEE	398	OWSLEY	506
BATH	394	FLOYD	4,061	LESLIE	216	PENDLETON	453
BELL	1,244	FRANKLIN	978	LETCHER	514	PERRY	803
BOONE	2,485	FULTON	239	LEWIS	307	PIKE	2,287
BOURBON	483	GALLATIN	302	LINCOLN	709	POWELL	467
BOYD	879	GARRARD	453	LIVINGSTON	379	PULASKI	1,641
BOYLE	878	GRANT	974	LOGAN	487	ROBERTSON	82
BRACKEN	276	GRAVES	1,052	LYON	257	ROCKCASTLE	925
BREATHITT	893	GRAYSON	1,490	MADISON	1,560	ROWAN	719
BRECKINRIDGE	438	GREEN	356	MAGOFFIN	1,002	RUSSELL	299
BULLITT	975	GREENUP	1,142	MARION	386	SCOTT	1,093
BUTLER	603	HANCOCK	129	MARSHALL	579	SHELBY	562
CALDWELL	419	HARDIN	1,049	MARTIN	943	SIMPSON	362
CALLOWAY	893	HARLAN	548	MASON	337	SPENCER	209
CAMPBELL	2,158	HARRISON	861	MCCRACKEN	2,166	TAYLOR	1,094
CARLISLE	164	HART	455	MCCREARY	448	TODD	163
CARROLL	231	HENDERSON	1,349	MCLEAN	200	TRIGG	382
CARTER	773	HENRY	170	MEADE	272	TRIMBLE	55
CASEY	645	HICKMAN	67	MENIFEE	155	UNION	437
CHRISTIAN	1,196	HOPKINS	1,386	MERCER	587	WARREN	2,829
CLARK	939	JACKSON	338	METCALFE	357	WASHINGTON	256
CLAY	1,144	JEFFERSON	12,185	MONROE	415	WAYNE	240
CLINTON	524	JESSAMINE	849	MONTGOMERY	631	WEBSTER	405
CRITTENDEN	256	JOHNSON	3,156	MORGAN	376	WHITLEY	1,482
CUMBERLAND	271	KENTON	3,360	MUHLENBERG	826	WOLFE	462
DAVISS	1,124	KNOTT	669	NELSON	804	WOODFORD	406
TOTAL						106,671	

Per 1000 Diazepam Usage Q2 2011

Actual Number of Diazepam Prescriptions per 1,000 Residents for Quarter 2, 2011							
COUNTY	PER 1000	COUNTY	PER 1000	COUNTY	PER 1000	COUNTY	PER 1000
ADAIR	28.46	EDMONSON	41.77	KNOX	37.67	NICHOLAS	47.93
ALLEN	53.12	ELLIOTT	25.22	LARUE	22.48	OHIO	29.02
ANDERSON	14.85	ESTILL	35.44	LAUREL	20.99	OLDHAM	8.52
BALLARD	31.40	FAYETTE	14.28	LAWRENCE	60.91	OWEN	29.89
BARREN	29.71	FLEMING	26.00	LEE	50.46	OWSLEY	106.41
BATH	33.99	FLOYD	102.94	LESLIE	19.10	PENDLETON	30.45
BELL	43.36	FRANKLIN	19.84	LETCHER	20.96	PERRY	27.97
BOONE	20.92	FULTON	35.08	LEWIS	22.13	PIKE	35.17
BOURBON	24.17	GALLATIN	35.16	LINCOLN	28.66	POWELL	37.03
BOYD	17.74	GARRARD	26.79	LIVINGSTON	39.82	PULASKI	26.02
BOYLE	30.88	GRANT	39.49	LOGAN	18.15	ROBERTSON	35.93
BRACKEN	32.52	GRAVES	28.34	LYON	30.91	ROCKCASTLE	54.23
BREATHITT	64.35	GRAYSON	57.87	MADISON	33.04	ROWAN	30.81
BRECKINRIDGE	21.84	GREEN	31.62	MAGOFFIN	24.47	RUSSELL	17.02
BULLITT	13.12	GREENUP	30.94	MARION	20.98	SCOTT	23.17
BUTLER	47.52	HANCOCK	15.06	MARSHALL	18.81	SHELBY	13.36
CALDWELL	32.27	HARDIN	9.94	MARTIN	75.15	SIMPSON	20.89
CALLOWAY	24.01	HARLAN	18.72	MASON	19.48	SPENCER	12.25
CAMPBELL	23.89	HARRISON	45.69	MCCRACKEN	18.41	TAYLOR	44.63
CARLISLE	32.13	HART	25.00	MCCREARY	72.94	TODD	13.08
CARROLL	21.37	HENDERSON	29.17	MCLEAN	19.27	TRIGG	26.64
CARTER	27.89	HENRY	11.03	MEADE	9.51	TRIMBLE	6.24
CASEY	40.43	HICKMAN	13.67	MENIFEE	24.58	UNION	29.12
CHRISTIAN	16.17	HOPKINS	29.54	MERCER	27.52	WARREN	24.86
CLARK	26.37	JACKSON	25.05	METCALFE	35.35	WASHINGTON	21.85
CLAY	52.65	JEFFERSON	16.44	MONROE	37.85	WAYNE	11.53
CLINTON	51.01	JESSAMINE	17.47	MONTGOMERY	23.81	WEBSTER	29.73
CRITTENDEN	27.48	JOHNSON	135.13	MORGAN	27.01	WHITLEY	41.59
CUMBERLAND	39.53	KENTON	21.04	MUHLENBERG	26.22	WOLFE	62.81
DAVIESS	11.63	KNOTT	40.93	NELSON	18.51	WOODFORD	16.28

Alprazolam Prescribing Q2 2011



Alprazolam Prescribing Q2 2011

3 Digit Zip	Prescriptions By Prescriber Zip-Actual Number of Alprazolam Prescriptions for Quarter 2, 2011
400	8,311
401	3,268
402	43,132
403	13,308
404	12,884
405	20,967
406	1,760
407	9,041
408	1,986
409	7,929
410	17,879
411	5,982
412	6,900
413	2,768
414	1,348
415	2,966
416	5,487
417	3,944
418	1,301
420	15,696
421	12,576
422	5,212
423	5,716
424	6,620
425	7,299
426	3,181
427	7,842
Totals	235,303

Alprazolam Usage Q2 2011

Actual Number of Alprazolam Prescriptions for Quarter 2, 2011							
COUNTY	# RXS	COUNTY	# RXS	COUNTY	# RXS	COUNTY	# RXS
ADAIR	1,095	EDMONSON	573	KNOX	3,243	NICHOLAS	415
ALLEN	2,021	ELLIOTT	459	LARUE	560	OHIO	1,480
ANDERSON	1,369	ESTILL	1,185	LAUREL	3,956	OLDHAM	2,026
BALLARD	464	FAYETTE	11,296	LAWRENCE	1,144	OWEN	383
BARREN	1,953	FLEMING	840	LEE	624	OWSLEY	367
BATH	592	FLOYD	4,835	LESLIE	819	PENDLETON	551
BELL	4,343	FRANKLIN	2,583	LETCHER	1,493	PERRY	3,077
BOONE	3,866	FULTON	369	LEWIS	602	PIKE	3,984
BOURBON	932	GALLATIN	370	LINCOLN	1,994	POWELL	1,527
BOYD	2,015	GARRARD	1,063	LIVINGSTON	877	PULASKI	6,254
BOYLE	1,624	GRANT	951	LOGAN	1,143	ROBERTSON	109
BRACKEN	380	GRAVES	3,035	LYON	703	ROCKCASTLE	1,278
BREATHITT	1,569	GRAYSON	1,649	MADISON	3,537	ROWAN	992
BRECKINRIDGE	1,316	GREEN	622	MAGOFFIN	2,219	RUSSELL	460
BULLITT	3,736	GREENUP	2,775	MARION	1,197	SCOTT	2,101
BUTLER	674	HANCOCK	356	MARSHALL	1,378	SHELBY	1,610
CALDWELL	804	HARDIN	2,821	MARTIN	1,543	SIMPSON	1,308
CALLOWAY	2,235	HARLAN	2,531	MASON	922	SPENCER	795
CAMPBELL	3,839	HARRISON	1,079	MCCRACKEN	4,647	TAYLOR	1,492
CARLISLE	313	HART	549	MCCREARY	1,074	TODD	518
CARROLL	756	HENDERSON	2,845	MCLEAN	581	TRIGG	725
CARTER	1,599	HENRY	649	MEADE	868	TRIMBLE	242
CASEY	1,410	HICKMAN	113	MENIFEE	291	UNION	1,344
CHRISTIAN	2,578	HOPKINS	2,188	MERCER	958	WARREN	4,968
CLARK	2,371	JACKSON	637	METCALFE	487	WASHINGTON	579
CLAY	3,048	JEFFERSON	39,500	MONROE	1,100	WAYNE	1,026
CLINTON	1,335	JESSAMINE	2,093	MONTGOMERY	1,606	WEBSTER	788
CRITTENDEN	572	JOHNSON	3,294	MORGAN	1,123	WHITLEY	4,408
CUMBERLAND	733	KENTON	5,173	MUHLENBERG	2,019	WOLFE	729
DAVIESS	4,423	KNOTT	1,769	NELSON	2,776	WOODFORD	999
TOTAL						244,186	

Per 1000 Alprazolam Usage Q2 2011


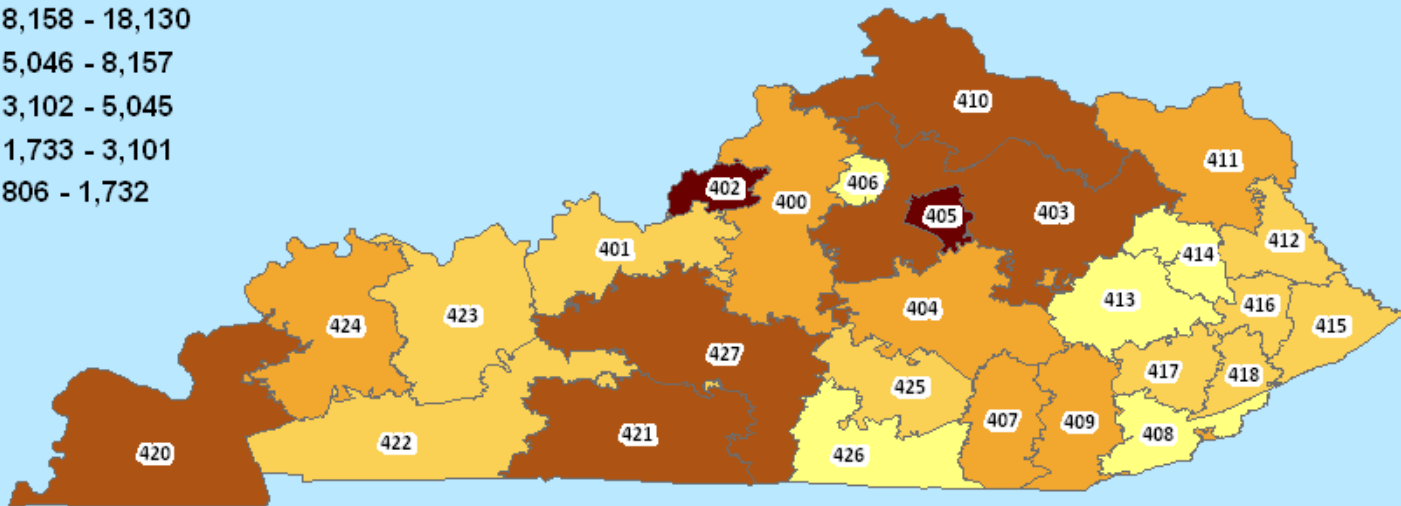

Actual Number of Alprazolam Prescriptions per 1,000 Residents for Quarter 2, 2011							
COUNTY	PER 1000	COUNTY	PER 1000	COUNTY	PER 1000	COUNTY	PER 1000
ADAIR	58.69	EDMONSON	47.12	KNOX	101.72	NICHOLAS	58.16
ALLEN	101.27	ELLIOTT	58.46	LARUE	39.46	OHIO	62.08
ANDERSON	63.91	ESTILL	80.77	LAUREL	67.22	OLDHAM	33.59
BALLARD	56.25	FAYETTE	38.19	LAWRENCE	72.13	OWEN	35.33
BARREN	46.31	FLEMING	58.54	LEE	79.12	OWSLEY	77.18
BATH	51.07	FLOYD	122.56	LESLIE	72.41	PENDLETON	37.04
BELL	151.37	FRANKLIN	52.41	LETCHER	60.89	PERRY	107.17
BOONE	32.54	FULTON	54.16	LEWIS	43.40	PIKE	61.27
BOURBON	46.63	GALLATIN	43.08	LINCOLN	80.59	POWELL	121.07
BOYD	40.67	GARRARD	62.85	LIVINGSTON	92.13	PULASKI	99.17
BOYLE	57.12	GRANT	38.56	LOGAN	42.59	ROBERTSON	47.77
BRACKEN	44.77	GRAVES	81.76	LYON	84.56	ROCKCASTLE	74.93
BREATHITT	113.06	GRAYSON	64.05	MADISON	70.88	ROWAN	42.51
BRECKINRIDGE	65.61	GREEN	55.25	MAGOFFIN	58.67	RUSSELL	26.19
BULLITT	50.27	GREENUP	75.18	MARION	60.96	SCOTT	44.54
BUTLER	53.11	HANCOCK	41.56	MARSHALL	42.66	SHELBY	38.27
CALDWELL	61.92	HARDIN	26.73	MARTIN	166.43	SIMPSON	75.49
CALLOWAY	60.10	HARLAN	86.45	MASON	60.39	SPENCER	46.60
CAMPBELL	42.50	HARRISON	57.25	MCCRACKEN	43.82	TAYLOR	60.87
CARLISLE	61.32	HART	30.17	MCCREARY	119.34	TODD	41.57
CARROLL	69.93	HENDERSON	61.51	MCLEAN	52.72	TRIGG	50.56
CARTER	57.68	HENRY	42.10	MEADE	30.35	TRIMBLE	27.47
CASEY	88.37	HICKMAN	23.05	MENIFEE	46.15	UNION	89.56
CHRISTIAN	34.86	HOPKINS	46.63	MERCER	44.91	WARREN	43.66
CLARK	66.58	JACKSON	47.21	METCALFE	48.22	WASHINGTON	49.42
CLAY	140.27	JEFFERSON	53.30	MONROE	100.34	WAYNE	49.30
CLINTON	129.96	JESSAMINE	43.08	MONTGOMERY	60.61	WEBSTER	57.85
CRITTENDEN	61.41	JOHNSON	141.03	MORGAN	80.66	WHITLEY	123.69
CUMBERLAND	106.91	KENTON	32.39	MUHLENBERG	64.10	WOLFE	99.12
DAVISS	45.76	KNOTT	108.22	NELSON	63.91	WOODFORD	40.06

Tramadol Prescribing Q2 2011

Tramadol Prescriptions by Prescribers Address

Kentucky Three Digit Zip Code Areas

Number of RX for Qtr 2 (Apr 01 - Jun 30) 2011



Tramadol Prescribing Q2 2011

3 Digit Zip	Prescriptions By Prescriber Zip-Actual Number of Tramadol Prescriptions for Quarter 2, 2011
400	4,060
401	2,020
402	18,130
403	8,157
404	5,045
405	15,872
406	1,465
407	4,970
408	1,495
409	4,834
410	7,844
411	3,975
412	2,174
413	1,732
414	806
415	2,569
416	3,101
417	2,529
418	2,006
420	6,592
421	6,305
422	2,586
423	2,965
424	3,879
425	2,414
426	1,549
427	6,957
Totals	126,031

Tramadol Usage Q2 2011

Actual Number of Tramadol Prescriptions for Quarter 2, 2011							
COUNTY	# RXS	COUNTY	# RXS	COUNTY	# RXS	COUNTY	# RXS
ADAIR	594	EDMONSON	434	KNOX	1,742	NICHOLAS	302
ALLEN	644	ELLIOTT	143	LARUE	439	OHIO	1,030
ANDERSON	725	ESTILL	803	LAUREL	2,477	OLDHAM	820
BALLARD	131	FAYETTE	7,080	LAWRENCE	562	OWEN	298
BARREN	998	FLEMING	339	LEE	469	OWSLEY	538
BATH	498	FLOYD	2,727	LESLIE	938	PENDLETON	267
BELL	2,417	FRANKLIN	1,684	LETCHER	2,405	PERRY	1,500
BOONE	1,958	FULTON	220	LEWIS	505	PIKE	3,045
BOURBON	609	GALLATIN	200	LINCOLN	987	POWELL	547
BOYD	1,038	GARRARD	516	LIVINGSTON	322	PULASKI	1,956
BOYLE	1,089	GRANT	493	LOGAN	741	ROBERTSON	42
BRACKEN	209	GRAVES	1,186	LYON	299	ROCKCASTLE	560
BREATHITT	831	GRAYSON	1,522	MADISON	2,619	ROWAN	834
BRECKINRIDGE	575	GREEN	441	MAGOFFIN	676	RUSSELL	127
BULLITT	1,553	GREENUP	1,675	MARION	526	SCOTT	1,568
BUTLER	403	HANCOCK	222	MARSHALL	684	SHELBY	1,091
CALDWELL	469	HARDIN	3,168	MARTIN	647	SIMPSON	629
CALLOWAY	866	HARLAN	2,066	MASON	281	SPENCER	382
CAMPBELL	1,436	HARRISON	599	MCCRACKEN	1,805	TAYLOR	1,162
CARLISLE	171	HART	532	MCCREARY	727	TODD	224
CARROLL	453	HENDERSON	1,388	MCLEAN	375	TRIGG	440
CARTER	1,093	HENRY	511	MEADE	633	TRIMBLE	124
CASEY	662	HICKMAN	97	MENIFEE	220	UNION	702
CHRISTIAN	1,174	HOPKINS	1,366	MERCER	749	WARREN	3,122
CLARK	1,235	JACKSON	521	METCALFE	298	WASHINGTON	355
CLAY	1,309	JEFFERSON	15,504	MONROE	446	WAYNE	695
CLINTON	307	JESSAMINE	1,353	MONTGOMERY	1,072	WEBSTER	546
CRITTENDEN	252	JOHNSON	1,078	MORGAN	840	WHITLEY	2,034
CUMBERLAND	282	KENTON	2,610	MUHLENBERG	894	WOLFE	339
DAVISS	1,982	KNOTT	1,098	NELSON	1,371	WOODFORD	724
TOTAL						130,291	

Per 1000 Tramadol Usage Q2 2011


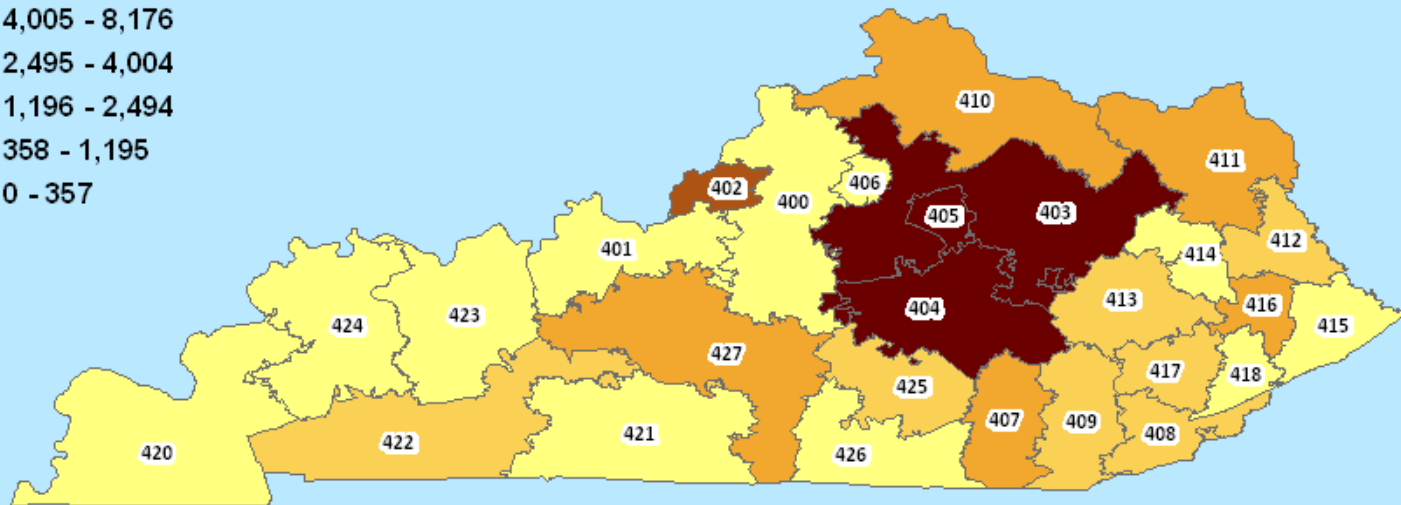
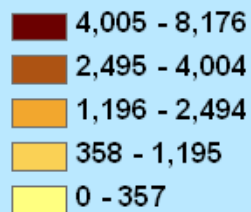
Actual Number of Tramadol Prescriptions per 1,000 Residents for Quarter 2, 2011							
COUNTY	PER 1000	COUNTY	PER 1000	COUNTY	PER 1000	COUNTY	PER 1000
ADAIR	31.84	EDMONSON	35.69	KNOX	54.64	NICHOLAS	42.33
ALLEN	32.27	ELLIOTT	18.21	LARUE	30.93	OHIO	43.20
ANDERSON	33.85	ESTILL	54.73	LAUREL	42.09	OLDHAM	13.60
BALLARD	15.88	FAYETTE	23.93	LAWRENCE	35.44	OWEN	27.49
BARREN	23.66	FLEMING	23.63	LEE	59.46	OWSLEY	113.14
BATH	42.96	FLOYD	69.12	LESLIE	82.94	PENDLETON	17.95
BELL	84.24	FRANKLIN	34.17	LETCHER	98.09	PERRY	52.24
BOONE	16.48	FULTON	32.29	LEWIS	36.41	PIKE	46.83
BOURBON	30.47	GALLATIN	23.29	LINCOLN	39.89	POWELL	43.37
BOYD	20.95	GARRARD	30.51	LIVINGSTON	33.83	PULASKI	31.02
BOYLE	38.30	GRANT	19.99	LOGAN	27.61	ROBERTSON	18.40
BRACKEN	24.62	GRAVES	31.95	LYON	35.96	ROCKCASTLE	32.83
BREATHITT	59.88	GRAYSON	59.12	MADISON	27.53	ROWAN	35.74
BRECKINRIDGE	28.67	GREEN	39.17	MAGOFFIN	39.71	RUSSELL	7.23
BULLITT	20.90	GREENUP	45.38	MARION	39.35	SCOTT	33.24
BUTLER	31.76	HANCOCK	25.92	MARSHALL	31.59	SHELBY	25.93
CALDWELL	36.12	HARDIN	30.02	MARTIN	50.70	SIMPSON	36.30
CALLOWAY	23.29	HARLAN	70.56	MASON	26.54	SPENCER	22.39
CAMPBELL	15.90	HARRISON	31.78	MCCRACKEN	21.75	TAYLOR	47.41
CARLISLE	33.50	HART	29.23	MCCREARY	50.04	TODD	17.98
CARROLL	41.90	HENDERSON	30.01	MCLEAN	16.07	TRIGG	30.69
CARTER	39.43	HENRY	33.15	MEADE	22.13	TRIMBLE	14.08
CASEY	41.49	HICKMAN	19.79	MENIFEE	34.89	UNION	46.78
CHRISTIAN	15.87	HOPKINS	29.11	MERCER	35.11	WARREN	27.44
CLARK	34.68	JACKSON	38.61	METCALFE	29.51	WASHINGTON	30.30
CLAY	60.24	JEFFERSON	20.92	MONROE	40.68	WAYNE	33.39
CLINTON	29.89	JESSAMINE	27.85	MONTGOMERY	40.45	WEBSTER	40.09
CRITTENDEN	27.05	JOHNSON	46.16	MORGAN	60.33	WHITLEY	57.08
CUMBERLAND	41.13	KENTON	16.34	MUHLENBERG	28.38	WOLFE	46.09
DAVISS	20.51	KNOTT	67.17	NELSON	31.56	WOODFORD	29.03

Buprenorphine Prescribing Q2 2011

Buprenorphine Prescriptions by Prescribers Address

Kentucky Three Digit Zip Code Areas

Number of RX for Qtr 2 (Apr 01 - Jun 30) 2011



Buprenorphine Prescribing Q2 2011

3 Digit Zip	Prescriptions By Prescriber Zip-Actual Number of Buprenorphine Prescriptions Quarter 2, 2011
400	33
401	0
402	4,004
403	6,969
404	8,176
405	7,726
406	0
407	1,640
408	565
409	992
410	2,106
411	1,728
412	1,195
413	1,083
414	1
415	357
416	2,009
417	536
418	234
420	257
421	313
422	544
423	281
424	98
425	656
426	5
427	2,494
Totals	44,002

Buprenorphine Usage Q2 2011

Actual Number of Buprenorphine Prescriptions for Quarter 2, 2011							
COUNTY	# RXS	COUNTY	# RXS	COUNTY	# RXS	COUNTY	# RXS
ADAIR	408	EDMONSON	47	KNOX	1,275	NICHOLAS	131
ALLEN	94	ELLIOTT	135	LARUE	59	OHIO	25
ANDERSON	300	ESTILL	439	LAUREL	1,540	OLDHAM	201
BALLARD	12	FAYETTE	2,800	LAWRENCE	634	OWEN	62
BARREN	353	FLEMING	167	LEE	256	OWSLEY	196
BATH	207	FLOYD	1,444	LESLIE	388	PENDLETON	204
BELL	1,080	FRANKLIN	794	LETCHER	2,387	PERRY	1,099
BOONE	853	FULTON	37	LEWIS	222	PIKE	1,960
BOURBON	606	GALLATIN	48	LINCOLN	623	POWELL	521
BOYD	893	GARRARD	396	LIVINGSTON	22	PULASKI	1,416
BOYLE	757	GRANT	240	LOGAN	106	ROBERTSON	7
BRACKEN	60	GRAVES	135	LYON	10	ROCKCASTLE	296
BREATHITT	376	GRAYSON	86	MADISON	1,696	ROWAN	568
BRECKINRIDGE	53	GREEN	113	MAGOFFIN	1,054	RUSSELL	227
BULLITT	328	GREENUP	1,088	MARION	194	SCOTT	984
BUTLER	55	HANCOCK	33	MARSHALL	322	SHELBY	209
CALDWELL	161	HARDIN	251	MARTIN	272	SIMPSON	119
CALLOWAY	317	HARLAN	2,447	MASON	328	SPENCER	40
CAMPBELL	657	HARRISON	212	MCCRACKEN	324	TAYLOR	484
CARLISLE	6	HART	139	MCCREARY	431	TODD	6
CARROLL	281	HENDERSON	31	MCLEAN	19	TRIGG	53
CARTER	772	HENRY	62	MEADE	56	TRIMBLE	58
CASEY	335	HICKMAN	4	MENIFEE	234	UNION	46
CHRISTIAN	292	HOPKINS	393	MERCER	538	WARREN	472
CLARK	582	JACKSON	320	METCALFE	104	WASHINGTON	156
CLAY	1,064	JEFFERSON	3,370	MONROE	13	WAYNE	255
CLINTON	38	JESSAMINE	922	MONTGOMERY	776	WEBSTER	87
CRITTENDEN	8	JOHNSON	508	MORGAN	180	WHITLEY	1,727
CUMBERLAND	172	KENTON	1,163	MUHLENBERG	306	WOLFE	123
DAVISS	167	KNOTT	465	NELSON	276	WOODFORD	233
						TOTAL	56,186

Per 1000 Buprenorphine Usage Q2 2011

Actual Number of Buprenorphine Prescriptions per 1,000 Residents for Quarter 2, 2011							
COUNTY	PER 1000	COUNTY	PER 1000	COUNTY	PER 1000	COUNTY	PER 1000
ADAIR	21.87	EDMONSON	3.86	KNOX	39.99	NICHOLAS	18.36
ALLEN	4.71	ELLIOTT	17.19	LARUE	4.16	OHIO	1.05
ANDERSON	14.00	ESTILL	29.92	LAUREL	26.17	OLDHAM	3.33
BALLARD	1.45	FAYETTE	9.47	LAWRENCE	39.97	OWEN	5.72
BARREN	8.37	FLEMING	11.64	LEE	32.46	OWSLEY	41.22
BATH	17.86	FLOYD	36.60	LESLIE	34.31	PENDLETON	13.71
BELL	37.64	FRANKLIN	16.11	LETCHER	97.35	PERRY	38.28
BOONE	7.18	FULTON	5.43	LEWIS	16.01	PIKE	30.14
BOURBON	30.32	GALLATIN	5.59	LINCOLN	25.18	POWELL	41.31
BOYD	18.03	GARRARD	23.42	LIVINGSTON	2.31	PULASKI	22.45
BOYLE	26.62	GRANT	9.73	LOGAN	3.95	ROBERTSON	3.07
BRACKEN	7.07	GRAVES	3.64	LYON	1.20	ROCKCASTLE	17.35
BREATHITT	27.09	GRAYSON	3.34	MADISON	4.94	ROWAN	24.34
BRECKINRIDGE	2.64	GREEN	10.04	MAGOFFIN	23.54	RUSSELL	12.92
BULLITT	4.41	GREENUP	29.48	MARION	1.99	SCOTT	20.86
BUTLER	4.33	HANCOCK	3.85	MARSHALL	20.45	SHELBY	4.97
CALDWELL	12.40	HARDIN	2.38	MARTIN	79.05	SIMPSON	6.87
CALLOWAY	8.52	HARLAN	83.58	MASON	9.79	SPENCER	2.34
CAMPBELL	7.27	HARRISON	11.25	MCCRACKEN	10.24	TAYLOR	19.75
CARLISLE	1.18	HART	7.64	MCCREARY	21.04	TODD	0.48
CARROLL	25.99	HENDERSON	0.67	MCLEAN	18.75	TRIGG	3.70
CARTER	27.85	HENRY	4.02	MEADE	1.96	TRIMBLE	6.58
CASEY	21.00	HICKMAN	0.82	MENIFEE	37.11	UNION	3.07
CHRISTIAN	3.95	HOPKINS	8.38	MERCER	25.22	WARREN	4.15
CLARK	16.34	JACKSON	23.71	METCALFE	10.30	WASHINGTON	13.31
CLAY	48.96	JEFFERSON	4.55	MONROE	1.19	WAYNE	12.25
CLINTON	3.70	JESSAMINE	18.98	MONTGOMERY	29.28	WEBSTER	6.39
CRITTENDEN	0.86	JOHNSON	21.75	MORGAN	12.93	WHITLEY	48.46
CUMBERLAND	25.09	KENTON	7.28	MUHLENBERG	9.71	WOLFE	16.72
DAVISS	1.73	KNOTT	28.45	NELSON	6.35	WOODFORD	9.34