


Annual Performance Report Data Summary

First Steps
275 East Main Street
Frankfort, Kentucky 40621

Phone: 502-564-3756
Fax: 502-564-0329



Indicator 1: Timely Services

Timely services were determined by comparing the date of the first service log of a new service to the date of consent (date parent consented to services on the IFSP). If the service occurred within 21 days of the meeting date, the service was considered timely. Services were excluded if the delay in start was due to a Parent/Child delay.

Indicator 2: Natural Environment

The primary setting report is pulled from the planned services for the IFSP.

Indicator 3: Childhood Outcomes

State targets have been set for Indicator 3 in the State Performance Plan. Data for the individual districts will be reported in the FFY 2010 Annual Performance Report.

Indicator 4: Family Outcomes

Family surveys are mailed every year to solicit input from families to determine their satisfaction in the areas of

- *4A-Knowing their rights
- *4B-Effectively communicating their child's needs
- *4C-Helping their child develop and learn

Indicator 5: Birth to 1 Participation Rate

The number of children aged birth to 1 with an IFSP as compared to other states with similar eligibility criteria and national data.

Indicator 6: Birth to 3 Participation Rate

The number of children aged birth to 3 with an IFSP as compared to other states with similar eligibility criteria and national data.

Indicator 7: 45 Day Timeline


The number of eligible children that received the initial IFSP within 45 days from the date of referral.

Indicator 8: Early Childhood Transition

The number of children exiting Part C who receive timely transition planning by their 3rd birthday. This includes:

- *8A-IFSPs with Transition steps and services
- *8B-Notification to the Local Educational Authority of all children that are potentially eligible for Part B services
- *8C-Timely transition conferences

Barren River



Indicator	District Performance	State Target	Target Status
1: Timely Services	75.80%	100%	Not Met
2: Natural Environment	100%	98.70%	Exceeds
4: Family Outcomes			
4A	81.93%	84.20%	Not Met
4B	82.30%	75.30%	Exceeds
4C	83.80%	90.10%	Not Met
5: Birth to 1	.81%	.76%	Exceeds
6: Birth to 3	2.92%	2.50%	Exceeds
7: 45 Day Timeline	100%	100%	Meets
8: Transition			
8A	100%	100%	Meets
8B	N/A	100%	N/A
8C	95.50%	100%	Meets

Lifeskills
PO Box 6499
380 Suwannee Trail
Bowling Green, KY
42102

(270) 901-57449

Counties Served

- Allen
- Barren
- Butler
- Edmonson
- Hart
- Logan
- Metcalfe
- Monroe
- Simpson
- Warren

Additional District Information

Indicators 1, 7 and 8 are compliance indicators. The target is set by the Office of Special Education Programs (OSEP).

Indicators 2, 4, 5 and 6 are performance indicators. These are a measure of the districts overall performance in several key areas.


The Barren River district has continued to show improvement in meeting both the compliance and performance indicators. The Barren River district was determined to improve from *Needs Assistance* to *Meets Requirements*. This shows a dedication to quality service delivery by the Point of Entry staff and providers in the district.

For Indicator 4, a there were a total of 1402 family surveys returned statewide. There were 89 responses from families in the Barren River district.

State targets have been set for Indicator 3 in the State Performance Plan. Data for the individual districts will be reported in the FFY 2010 Annual Performance Report.

A determination of *Meets Requirements* means that the district is in compliance in meeting the state targets. This may include correcting any identified non-compliance within one year of notification to the district. The district is not subject to any enforcement action by the state.

Big Sandy



Indicator	District Performance	State Target	Target Status
1: Timely Services	90.32%	100%	Not Met
2: Natural Environment	100%	98.70%	Exceeds
4: Family Outcomes			
4A	82.62%	84.20%	Not Met
4B	85.71%	75.30%	Exceeds
4C	85.71%	90.10%	Not Met
5: Birth to 1	1.00%	.76%	Exceeds
6: Birth to 3	3.44%	2.50%	Exceeds
7: 45 Day Timeline	100%	100%	Meets
8: Transition			
8A	100%	100%	Meets
8B	N/A	100%	N/A
8C	97.20%	100%	Not Met

**Mt. Comprehensive
Care Center**
104 South Front Ave
Prestonsburg, KY
41653

(606)886-4315

Counties Served

- Floyd
- Johnson
- Magoffin
- Martin
- Pike

Additional District Information

Indicators 1, 7 and 8 are compliance indicators. The target is set by the Office of Special Education Programs (OSEP).

Indicators 2, 4, 5 and 6 are performance indicators. These are a measure of the districts overall performance in several key areas.


The Big Sandy district has continued to show improvement in meeting both the compliance and performance indicators. The Big Sandy district was determined to improve from *Needs Assistance 2* to *Meets Requirements*. This shows a dedication to quality service delivery by the Point of Entry staff and providers in the district.

For Indicator 4, a there were a total of 1402 family surveys returned statewide. There were 38 responses from families in the Big Sandy district.

State targets have been set for Indicator 3 in the State Performance Plan. Data for the individual districts will be reported in the FFY 2010 Annual Performance Report.

A determination of *Meets Requirements* means that the district is in compliance in meeting the state targets. This may include correcting any identified non-compliance within one year of notification to the district. The district is not subject to any enforcement action by the state.

Bluegrass



Bluegrass Regional MH/MR Board 343 Waller Ave Suite 201 Lexington, KY 40504 (859)271-9448

Indicator	District Performance	State Target	Target Status
1: Timely Services	66.08%	100%	Not Met
2: Natural Environment	99.74%	98.70%	Exceeds
4: Family Outcomes			
4A	81.10%	84.20%	Not Met
4B	86.04%	75.30%	Exceeds
4C	87.30%	90.10%	Not Met
5: Birth to 1	.46%	.76%	Not Met
6: Birth to 3	2.90%	2.50%	Exceeds
7: 45 Day Timeline	99.53%	100%	Not Met
8: Transition			
8A	100%	100%	Meets
8B	N/A	100%	N/A
8C	96.10%	100%	Not Met

Counties Served

- Anderson
- Bourbon
- Boyle
- Clark
- Estill
- Fayette
- Franklin
- Garrard
- Harrison
- Jessamine
- Lincoln
- Madison
- Mercer
- Nicholas
- Powell
- Scott
- Woodford

Additional District Information

Indicators 1, 7 and 8 are compliance indicators. The target is set by the Office of Special Education Programs (OSEP).

Indicators 2, 4, 5 and 6 are performance indicators. These are a measure of the districts overall performance in several key areas.


While the district did not meet all state targets there was improvement in the district performance from the previous year. The Bluegrass district scored *Needs Assistance 2*. This shows continued dedication to quality improvement by the Point of Entry staff and providers in the district.

For Indicator 4, a there were a total of 1402 family surveys returned statewide. There were 271 responses from families in the Bluegrass district.

State targets have been set for Indicator 3 in the State Performance Plan. Data for the individual districts will be reported in the FFY 2010 Annual Performance Report.

A determination of *Needs Assistance 2* means that for the second year the district must receive technical assistance and training resources on topics specific to the areas of noncompliance. This may include on-site technical assistance visits and monthly monitoring calls with the Point of Entry manager and other key stakeholders.

Buffalo Trace



Indicator	District Performance	State Target	Target Status
1: Timely Services	57.58%	100%	Not Met
2: Natural Environment	100%	98.70%	Meets
4: Family Outcomes			
4A	82.31%	84.20%	Not Met
4B	85.03%	75.30%	Exceeds
4C	88.44%	90.10%	Not Met
5: Birth to 1	.83%	.76%	Exceeds
6: Birth to 3	3.93%	2.50%	Exceeds
7: 45 Day Timeline	76.92%	100%	Not Met
8: Transition			
8A	100%	100%	Meets
8B	N/A	100%	N/A
8C	85.92%	100%	Not Met

Comprehend, INC
 611 Forest Ave
 Maysville, KY
 41056
 (606)564-3919

Counties Served

- Bracken
- Fleming
- Lewis
- Mason
- Robertson

Additional District Information

Indicators 1, 7 and 8 are compliance indicators. The target is set by the Office of Special Education Programs (OSEP).

Indicators 2, 4, 5 and 6 are performance indicators. These are a measure of the districts overall performance in several key areas.


There was slippage from FFY 2007 data for many of the compliance and performance indicators. As a result, the Buffalo Trace district received a determination of *Needs Assistance 4*.

For Indicator 4, a there were a total of 1402 family surveys returned statewide. There were 21 responses from families in the Buffalo Trace district.

State targets have been set for Indicator 3 in the State Performance Plan. Data for the individual districts will be reported in the FFY 2010 Annual Performance Report.

A determination of *Needs Assistance 4* means that the district is required to enter into a state directed compliance agreement as well as obtain and use targeted technical assistance and training resources on topics specific to the areas of noncompliance. This may include onsite technical assistance visits and monthly monitoring calls with the Point of Entry manager and other key stakeholders.

Cumberland Valley



Indicator	District Performance	State Target	Target Status
1: Timely Services	62.13%	100%	Not Met
2: Natural Environment	100%	98.70%	Exceeds
4: Family Outcomes			
4A	76.92%	84.20%	Not Met
4B	82.42%	75.30%	Exceeds
4C	85.35%	90.10%	Not Met
5: Birth to 1	.57%	.76%	Not Met
6: Birth to 3	1.85%	2.50%	Not Met
7: 45 Day Timeline	100%	100%	Meets
8: Transition			
8A	100%	100%	Meets
8B	N/A	100%	N/A
8C	87.98%	100%	Not Met

**Cumberland Valley
Comprehensive Care
Center**
1203 American
Greetings Road
PO Box 568
Corbin, KY 40702

(606)523-0229

Counties Served

- Bell
- Clay
- Harlan
- Jackson
- Knox
- Laurel
- Rockcastle
- Whitley

Additional District Information

Indicators 1, 7 and 8 are compliance indicators. The target is set by the Office of Special Education Programs (OSEP).

Indicators 2, 4, 5 and 6 are performance indicators. These are a measure of the districts overall performance in several key areas.


There was slippage from FFY 2007 data for some of the compliance indicators. There was also significant improvement for Indicator 4, which relates to family rights. The Cumberland Valley district was determined to score in the *Needs Assistance 2* category.

For Indicator 4, a there were a total of 1402 family surveys returned statewide. There were 41 responses from families in the Cumberland Valley district.

State targets have been set for Indicator 3 in the State Performance Plan. Data for the individual districts will be reported in the FFY 2010 Annual Performance Report.

A determination of *Needs Assistance 2* means that for the second year the district must receive technical assistance and training resources on topics specific to the areas of noncompliance. This may include onsite technical assistance visits and monthly monitoring calls with the Point of Entry manager and other key stakeholders.

District Determination for Federal Fiscal Year 2008 (July 1, 2008 to June 30, 2009)



Indicator	District Performance	State Target	Target Status
1: Timely Services	60.40%	100%	Not Met
2: Natural Environment	100%	98.70%	Exceeds
4: Family Outcomes			
4A	86.64%	84.20%	Exceeds
4B	90.32%	75.30%	Exceeds
4C	90.32%	90.10%	Exceeds
5: Birth to 1	1.22%	.76%	Exceeds
6: Birth to 3	3.39%	2.50%	Exceeds
7: 45 Day Timeline	100%	100%	Meets
8: Transition			
8A	100%	100%	Meets
8B	N/A	100%	N/A
8C	94.12%	100%	Not Met

First Steps
5850 US 60
Summit Plaza Box 11
Ashland, KY 41102

(606)929-155

Counties Served

- Boyd
- Carter
- Elliott
- Greenup
- Lawrence

Additional District Information

Indicators 1, 7 and 8 are compliance indicators. The target is set by the Office of Special Education Programs (OSEP).

Indicators 2, 4, 5 and 6 are performance indicators. These are a measure of the districts overall performance in several key areas.


While the district did exceed some state targets there was slippage in compliance toward meeting Indicator 1. The FIVCO district determination was *Needs Assistance 4*.

For Indicator 4, a there were a total of 1402 family surveys returned statewide. There were 31 responses from families in the FIVCO district.

State targets have been set for Indicator 3 in the State Performance Plan. Data for the individual districts will be reported in the FFY 2010 Annual Performance Report.

A determination of *Needs Assistance 4* means that the district is required to enter into a state directed compliance agreement as well as obtain and use targeted technical assistance and training resources on topics specific to the areas of noncompliance. This may include onsite technical assistance visits and monthly monitoring calls with the Point of Entry manager and other key stakeholders.

Gateway



Indicator	District Performance	State Target	Target Status
1: Timely Services	68.00%	100%	Not Met
2: Natural Environment	100%	98.70%	Exceeds
4: Family Outcomes			
4A	78.91%	84.20%	Not Met
4B	82.31%	75.30%	Exceeds
4C	85.03%	90.10%	Not Met
5: Birth to 1	.40%	.76%	Not Met
6: Birth to 3	2.35%	2.50%	Not Met
7: 45 Day Timeline	100%	100%	Not Met
8: Transition			
8A	100%	100%	Meets
8B	N/A	100%	N/A
8C	75.00%	100%	Not Met

First Steps
 39 Cedar Creek Drive
 PO Box 290
 Owingsville, KY 40360
 (606)674-3204

Counties Served

- Bath
- Menifee
- Montgomery
- Morgan
- Rowan

Additional District Information

Indicators 1, 7 and 8 are compliance indicators. The target is set by the Office of Special Education Programs (OSEP).

Indicators 2, 4, 5 and 6 are performance indicators. These are a measure of the districts overall performance in several key areas.


While the district did exceed some state targets there was slippage in the district's performance from FFY 2007. The Gateway district determination was *Needs Assistance 4*.

For Indicator 4, a there were a total of 1402 family surveys returned statewide. There were 21 responses from families in the Gateway district.

State targets have been set for Indicator 3 in the State Performance Plan. Data for the individual districts will be reported in the FFY 2010 Annual Performance Report.

A determination of *Needs Assistance 4* means that the district is required to enter into a state directed compliance agreement as well as obtain and use targeted technical assistance and training resources on topics specific to the areas of noncompliance. This may include onsite technical assistance visits and monthly monitoring calls with the Point of Entry manager and other key stakeholders.

Green River



Indicator	District Performance	State Target	Target Status
1: Timely Services	70.83%	100%	Not Met
2: Natural Environment	98.54%	98.70%	Not Met
4: Family Outcomes			
4A	82.00%	84.20%	Not Met
4B	83.80%	75.30%	Exceeds
4C	87.30%	90.10%	Not Met
5: Birth to 1	.83%	.76%	Exceeds
6: Birth to 3	2.62%	2.50%	Exceeds
7: 45 Day Timeline	96.50%	100%	Not Met
8: Transition			
8A	100%	100%	Meets
8B	N/A	100%	N/A
8C	98.33%	100%	Not Met

**Green River District
Health Department**
1600 Breckinridge Dr.
Owensboro, KY 42303

(270)686-5982

Counties Served

- Daviess
- Hancock
- Henderson
- McLean
- Ohio
- Union
- Webster

Additional District Information

Indicators 1, 7 and 8 are compliance indicators. The target is set by the Office of Special Education Programs (OSEP).

Indicators 2, 4, 5 and 6 are performance indicators. These are a measure of the districts overall performance in several key areas.


There was some slippage in meeting the requirements for the compliance indicators from FFY 2007. However, while not meeting all state targets, the Green River district has had steady progress in the performance indicators. The Green River district determination was *Needs Assistance 3*.

For Indicator 4, a there were a total of 1402 family surveys returned statewide. There were 73 responses from families in the Green River district.

State targets have been set for Indicator 3 in the State Performance Plan. Data for the individual districts will be reported in the FFY 2010 Annual Performance Report.

A determination of *Needs Assistance 3* means that the district is required to conduct a root cause analysis, complete a corrective action plan, obtain and use targeted technical assistance and training resources on topics specific to the areas of noncompliance. This may include onsite technical assistance visits and monthly monitoring calls with the Point of Entry manager and other key stakeholders.

Kentucky River



Indicator	District Performance	State Target	Target Status
1: Timely Services	77.49%	100%	Not Met
2: Natural Environment	100%	98.70%	Exceeds
4: Family Outcomes			
4A	77.50%	84.20%	Not Met
4B	82.71%	75.30%	Exceeds
4C	82.86%	90.10%	Not Met
5: Birth to 1	3.27%	.76%	Exceeds
6: Birth to 3	5.80%	2.50%	Exceeds
7: 45 Day Timeline	97.92%	100%	Not Met
8: Transition			
8A	100%	100%	Meets
8B	N/A	100%	N/A
8C	81.50%	100%	Not Met

**KY River District
Health Dept
115 Rockwood Lane
Hazard, KY 41701**

(606)439-1325

Counties Served

- Breathitt
- Knott
- Lee
- Leslie
- Letcher
- Owsley
- Perry
- Wolfe

Additional District Information

Indicators 1, 7 and 8 are compliance indicators. The target is set by the Office of Special Education Programs (OSEP).


Indicators 2, 4, 5 and 6 are performance indicators. These are a measure of the districts overall performance in several key areas.

While the district did not meet all state targets there was progress in the district's performance from the FFY 2007. The Kentucky River district determination was *Needs Assistance 4*.

For Indicator 4, a there were a total of 1402 family surveys returned statewide. There were 41 responses from families in the Kentucky River district.

State targets have been set for Indicator 3 in the State Performance Plan. Data for the individual districts will be reported in the FFY 2010 Annual Performance Report.

A determination of *Needs Assistance 4* means that the district is required to enter into a state directed compliance agreement as well as obtain and use targeted technical assistance and training resources on topics specific to the areas of noncompliance. This may include onsite technical assistance visits and monthly monitoring calls with the Point of Entry manager and other key stakeholders.



Indicator	District Performance	State Target	Target Status
1: Timely Services	59.23%	100%	Not Met
2: Natural Environment	100%	98.70%	Exceeds
4: Family Outcomes			
4A	81.53%	84.20%	Not Met
4B	85.67%	75.30%	Exceeds
4C	88.36%	90.10%	Not Met
5: Birth to 1	.80%	.76%	Exceeds
6: Birth to 3	3.13%	2.50%	Exceeds
7: 45 Day Timeline	97.44%	100%	Not Met
8: Transition			
8A	100%	100%	Meets
8B	N/A	100%	N/A
8C	97.70%	100%	Not Met

Seven Counties Services
 3717 Taylorsville Road
 Louisville, KY 40220
 (502)549-0225

Counties Served

- Bullitt
- Henry
- Jefferson
- Oldham
- Shelby
- Spencer
- Trimble

Additional District Information

Indicators 1, 7 and 8 are compliance indicators. The target is set by the Office of Special Education Programs (OSEP).

Indicators 2, 4, 5 and 6 are performance indicators. These are a measure of the districts overall performance in several key areas.


While the district did exceed some state targets there was slippage in the district's performance from FFY 2007. The KIPDA district determination was *Needs Assistance 4*.

For Indicator 4, a there were a total of 1402 family surveys returned statewide. There were 330 responses from families in the KIPDA district.

State targets have been set for Indicator 3 in the State Performance Plan. Data for the individual districts will be reported in the FFY 2010 Annual Performance Report.

A determination of *Needs Assistance 4* means that the district is required to enter into a state directed compliance agreement as well as obtain and use targeted technical assistance and training resources on topics specific to the areas of noncompliance. This may include onsite technical assistance visits and monthly monitoring calls with the Point of Entry manager and other key stakeholders.

Lake Cumberland



Indicator	District Performance	State Target	Target Status
1: Timely Services	54.80%	100%	Not Met
2: Natural Environment	100%	98.70%	Exceeds
4: Family Outcomes			
4A	78.8%	84.20%	Not Met
4B	79.01%	75.30%	Exceeds
4C	81.70%	90.10%	Not Met
5: Birth to 1	.76%	.76%	Meets
6: Birth to 3	3.11%	2.50%	Exceeds
7: 45 Day Timeline	98.13%	100%	Not Met
8: Transition			
8A	100%	100%	Meets
8B	N/A	100%	N/A
8C	76.81%	100%	Not Met

Adanta
259 Parkers Mill Road
Somerset, KY 42501

(606)678-2821

Counties Served

- Adair
- Casey
- Clinton
- Cumberland
- Green
- McCreary
- Pulaski
- Russell
- Taylor
- Wayne

Additional District Information

Indicators 1, 7 and 8 are compliance indicators. The target is set by the Office of Special Education Programs (OSEP).

Indicators 2, 4, 5 and 6 are performance indicators. These are a measure of the districts overall performance in several key areas.


While not meeting all state targets, the Lake Cumberland district did show some improvement over the FFY 2007 performance. The Lake Cumberland district determination improved from *Needs Intervention 2* to *Needs Assistance*.

For Indicator 4, a there were a total of 1402 family surveys returned statewide. There were 64 responses from families in the Lake Cumberland district.

State targets have been set for Indicator 3 in the State Performance Plan. Data for the individual districts will be reported in the FFY 2010 Annual Performance Report.

A determination of *Needs Assistance* means that the district has technical assistance and training resources on topics specific to the areas of non-compliance available. This may include onsite technical assistance visits and monitoring calls with the Point of Entry manager and other key stakeholders.

Lincoln Trail



Indicator	District Performance	State Target	Target Status
1: Timely Services	48.28%	100%	Not Met
2: Natural Environment	100%	98.70%	Exceeds
4: Family Outcomes			
4A	83.15%	84.20%	Not Met
4B	79.45%	75.30%	Exceeds
4C	81.22%	90.10%	Not Met
5: Birth to 1	.83%	.76%	Exceeds
6: Birth to 3	2.44%	2.50%	Not Met
7: 45 Day Timeline	100%	100%	Meets
8: Transition			
8A	100%	100%	Meets
8B	N/A	100%	N/A
8C	97.50%	100%	Not Met

**Lincoln Trail District
Health Department
108 New Glendale Rd
PO Box 2609
Elizabethtown, KY
42702**

(270)737-5921

Counties Served

- Breckinridge
- Grayson
- Hardin
- Larue
- Marion
- Meade
- Nelson
- Washington

Additional District Information

Indicators 1, 7 and 8 are compliance indicators. The target is set by the Office of Special Education Programs (OSEP).

Indicators 2, 4, 5 and 6 are performance indicators. These are a measure of the districts overall performance in several key areas.


There was slippage in the district's performance from the previous year for Indicator 1. However, there was improvement in the district performance for the other compliance indicators. The Lincoln Trail district determination was *Needs Assistance 4*.

For Indicator 4, a there were a total of 1402 family surveys returned statewide. There were 89 responses from families in the Lincoln Trail district.

State targets have been set for Indicator 3 in the State Performance Plan. Data for the individual districts will be reported in the FFY 2010 Annual Performance Report.

A determination of *Needs Assistance 4* means that the district is required to enter into a state directed compliance agreement as well as obtain and use targeted technical assistance and training resources on topics specific to the areas of noncompliance. This may include onsite technical assistance visits and monthly monitoring calls with the Point of Entry manager and other key stakeholders.

Northern Kentucky



Indicator	District Performance	State Target	Target Status
1: Timely Services	64.64%	100%	Not Met
2: Natural Environment	98.88%	98.70%	Exceeds
4: Family Outcomes			
4A	81.1%	84.20%	Not Met
4B	84.12%	75.30%	Exceeds
4C	88.5%	90.10%	Not Met
5: Birth to 1	.48%	.76%	Not Met
6: Birth to 3	2.89%	2.50%	Exceeds
7: 45 Day Timeline	99.30%	100%	Not Met
8: Transition			
8A	100%	100%	Meets
8B	N/A	100%	N/A
8C	90.60%	100%	Not Met

St. Elizabeth Medical Center
2014 Eastern Avenue
Covington, KY 41014
(859)655-1195

Counties Served

- Boone
- Campbell
- Carroll
- Gallatin
- Grant
- Kenton
- Owen
- Pendleton

Additional District Information

Indicators 1, 7 and 8 are compliance indicators. The target is set by the Office of Special Education Programs (OSEP).

Indicators 2, 4, 5 and 6 are performance indicators. These are a measure of the districts overall performance in several key areas.


While the district did not meet some state targets there was again improvement in the district's performance from FFY 2007. The Northern Kentucky district determination improved from *Needs Intervention 2* to *Needs Assistance*.

For Indicator 4, a there were a total of 1402 family surveys returned statewide. There were 164 responses from families in the Northern Kentucky district.

State targets have been set for Indicator 3 in the State Performance Plan. Data for the individual districts will be reported in the FFY 2010 Annual Performance Report.

A determination of *Needs Assistance* means that the district has technical assistance and training resources on topics specific to the areas of non-compliance available. This may include onsite technical assistance visits and monitoring calls with the Point of Entry manager and other key stakeholders.

Pennyrile



Indicator	District Performance	State Target	Target Status
1: Timely Services	69.03%	100%	Not Met
2: Natural Environment	100%	98.70%	Exceeds
4: Family Outcomes			
4A	73.9%	84.20%	Not Met
4B	77.4%	75.30%	Exceeds
4C	77.0%	90.10%	Not Met
5: Birth to 1	.21%	.76%	Not Met
6: Birth to 3	1.23%	2.50%	Not Met
7: 45 Day Timeline	93.44%	100%	Not Met
8: Transition			
8A	100%	100%	Meets
8B	N/A	100%	N/A
8C	90.70%	100%	Not Met

Pennyroyal Center
607 Hammond Plaza
Hopkinsville, KY 42240
(270)886-2205

Counties Served

- Caldwell
- Christian
- Crittenden
- Hopkins
- Lyon
- Muhlenberg
- Todd
- Trigg

Additional District Information

Indicators 1, 7 and 8 are compliance indicators. The target is set by the Office of Special Education Programs (OSEP).

Indicators 2, 4, 5 and 6 are performance indicators. These are a measure of the districts overall performance in several key areas.


The Pennyrile district determination improved from *Needs Substantial Improvement* to *Needs Assistance*. This was due to the correction of the identified noncompliance within one year from the notification. The Pennyrile district continues to show steady improvement with the compliance indicators.

For Indicator 4, a there were a total of 1402 family surveys returned statewide. There were 41 responses from families in the Pennyrile district.

State targets have been set for Indicator 3 in the State Performance Plan. Data for the individual districts will be reported in the FFY 2010 Annual Performance Report.

A determination of *Needs Assistance* means that the district has technical assistance and training resources on topics specific to the areas of non-compliance available. This may include onsite technical assistance visits and monitoring calls with the Point of Entry manager and other key stakeholders.

Purchase



Indicator	District Performance	State Target	Target Status
1: Timely Services	70.70%	100%	Not Met
2: Natural Environment	98.72%	98.70%	Exceeds
4: Family Outcomes			
4A	84.03%	84.20%	Not Met
4B	87.85%	75.30%	Exceeds
4C	88.51%	90.10%	Not Met
5: Birth to 1	1.10%	.76%	Exceeds
6: Birth to 3	3.68%	2.50%	Exceeds
7: 45 Day Timeline	96.72%	100%	Not Met
8: Transition			
8A	100%	100%	Meets
8B	N/A	100%	N/A
8C	97.37%	100%	Not Met

Four Rivers Behavioral Health
425 Broadway
Suite 204
Paducah, KY 42001

(270)442-5831

Counties Served

- Ballard
- Carlisle
- Calloway
- Fulton
- Graves
- Hickman
- Livingston
- Marshall
- McCracken

Additional District Information

Indicators 1, 7 and 8 are compliance indicators. The target is set by the Office of Special Education Programs (OSEP).

Indicators 2, 4, 5 and 6 are performance indicators. These are a measure of the districts overall performance in several key areas.

While the district did exceed some state targets there was slippage in the district's performance from FFY 2007. The Purchase district did show significant improvement toward meeting the requirements for Indicator 8C. The Purchase district determination was *Needs Assistance 4*.

For Indicator 4, a there were a total of 1402 family surveys returned statewide. There were 88 responses from families in the Purchase district.

State targets have been set for Indicator 3 in the State Performance Plan. Data for the individual districts will be reported in the FFY 2010 Annual Performance Report.

A determination of *Needs Assistance 4* means that the district is required to enter into a state directed compliance agreement as well as obtain and use targeted technical assistance and training resources on topics specific to the areas of noncompliance. This may include onsite technical assistance visits and monthly monitoring calls with the Point of Entry manager and other key stakeholders.