



Kentucky Department for Public Health KY17-089 - Acute Hepatitis A Outbreak Weekly Report Morbidity and Mortality Weekly Report (MMWR) Week 12 March 18, 2018 – March 24, 2018

Brief Description of Outbreak: In November 2017, the Kentucky Department for Public Health (DPH) identified an outbreak of acute hepatitis A. The increase in cases observed in Kentucky was well over the 10-year average of reported hepatitis A cases, and several cases have been infected with hepatitis A virus (HAV) strains genetically linked to outbreaks in both California and Utah. Similar to hepatitis A outbreaks in other states, the primary risk factors have been homelessness and illicit drug use. A contaminated food source has not been identified, and HAV transmission is believed to have occurred through person-to-person contact. Below is a weekly and cumulative update on the outbreak.

In accordance with 902 KAR 2:020, cases of acute hepatitis A should be reported within 24 hours.

The case definition used for outbreak-associated acute hepatitis A cases is available upon request.

Table 1: Summary of Outbreak-Associated Acute Hepatitis A Cases

Update for Week 12:		Update Total for Weeks 35-12:	
Number of new cases:	Confirmed - 2 Probable - 11 Suspect - 9	Total number of cases:	Confirmed - 79 Probable - 95 Suspect - 47
Number of counties with new cases:	5	Total number of counties with cases:	20
Number of cases with specimens submitted for genotyping where results are available:	42	Number of cases with specimens submitted for genotyping where results are available:	87
Number of cases with genotype IB among those with genotype testing:	35	Total number of cases with genotype IB among those with genotype testing:	78
Number of Hospitalizations:	16	Total Number of Hospitalizations:	157
Number of deaths Reported:	0	Total number of deaths reported:	1

Table 2: Cumulative Distribution of Cases by County

KY17-089 Distribution Of Outbreak-Associated Acute Hepatitis A Cases by County, August 1, 2017 – March 24, 2018*^				
County	Total number of cases reported	Number of confirmed cases	Number of probable cases	Number of suspect cases
Anderson	1	0	0	1
Boyd	18	7	6	5
Bullitt	11	5	4	2
Carter	5	0	2	3
Fayette	2	0	0	2
Greenup	6	1	1	4
Hardin	2	0	1	1
Hopkins	1	0	0	1
Jefferson	161	65	76	20
Kenton	1	0	1	0
Leslie	1	0	0	1
Marion	1	1	0	0
Marshall	1	0	0	1
McCracken	2	0	0	2
Meade	1	0	0	1
Montgomery^	1	0	1	0
Russell	1	0	0	1
Spencer	1	0	0	1
Taylor	1	0	0	1
Warren	3	0	3	0
Total Number of Cases:	221	79	95	47

* Cases are reported based on date of specimen collection.

^ Denotes a county where cases have not been previously identified.

Figure 1: Geographic Distribution of Outbreak-Associated Cases by County

KY17-089 Distribution of Outbreak-Associated Acute Hepatitis A Cases by County, August 1, 2017 - March 24, 2018

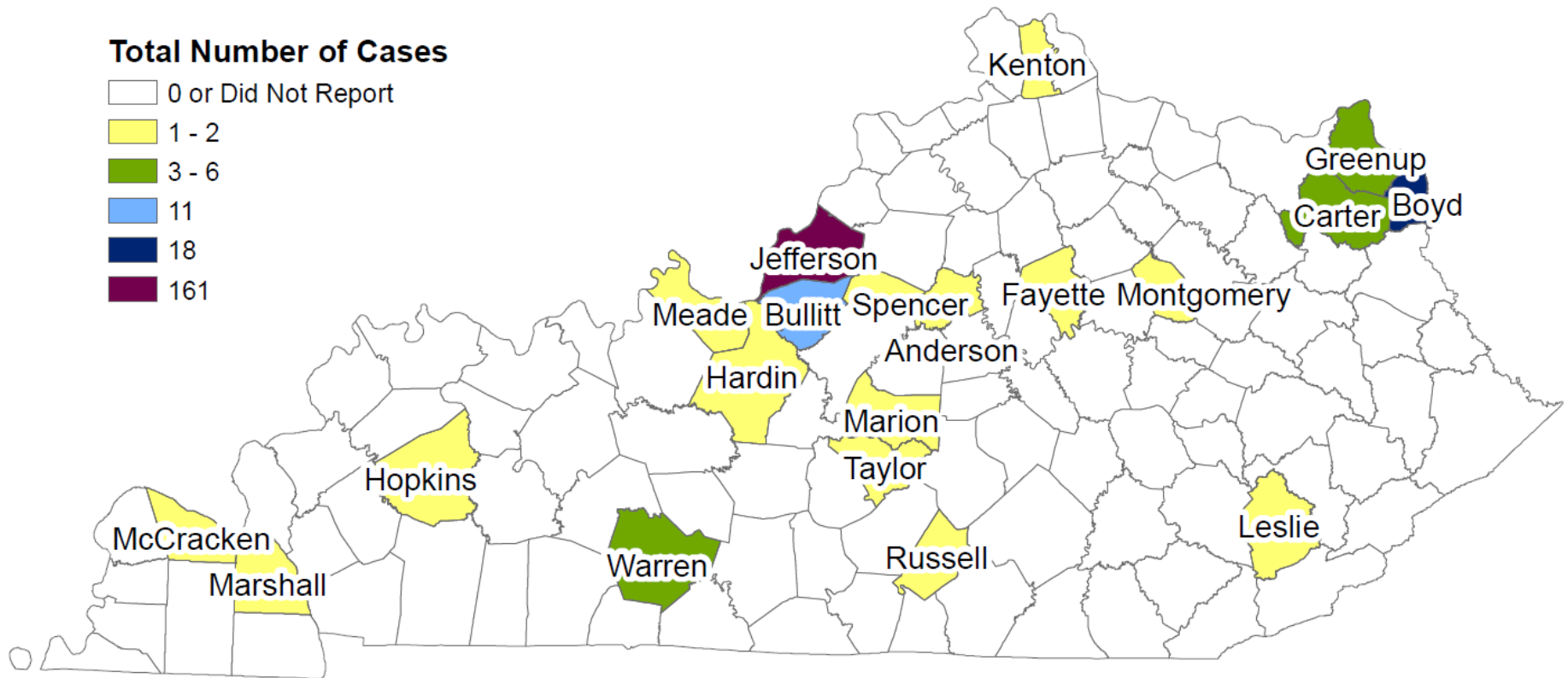
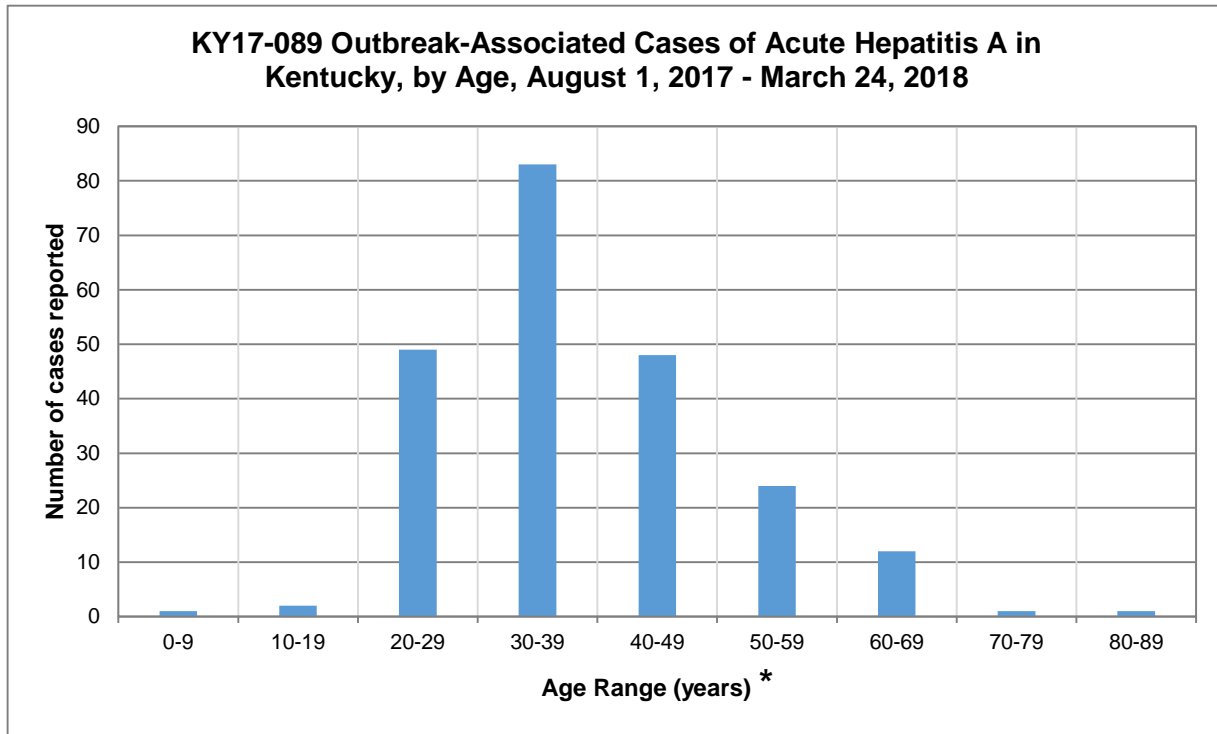


Figure 2: Outbreak-Associated Cases by Age

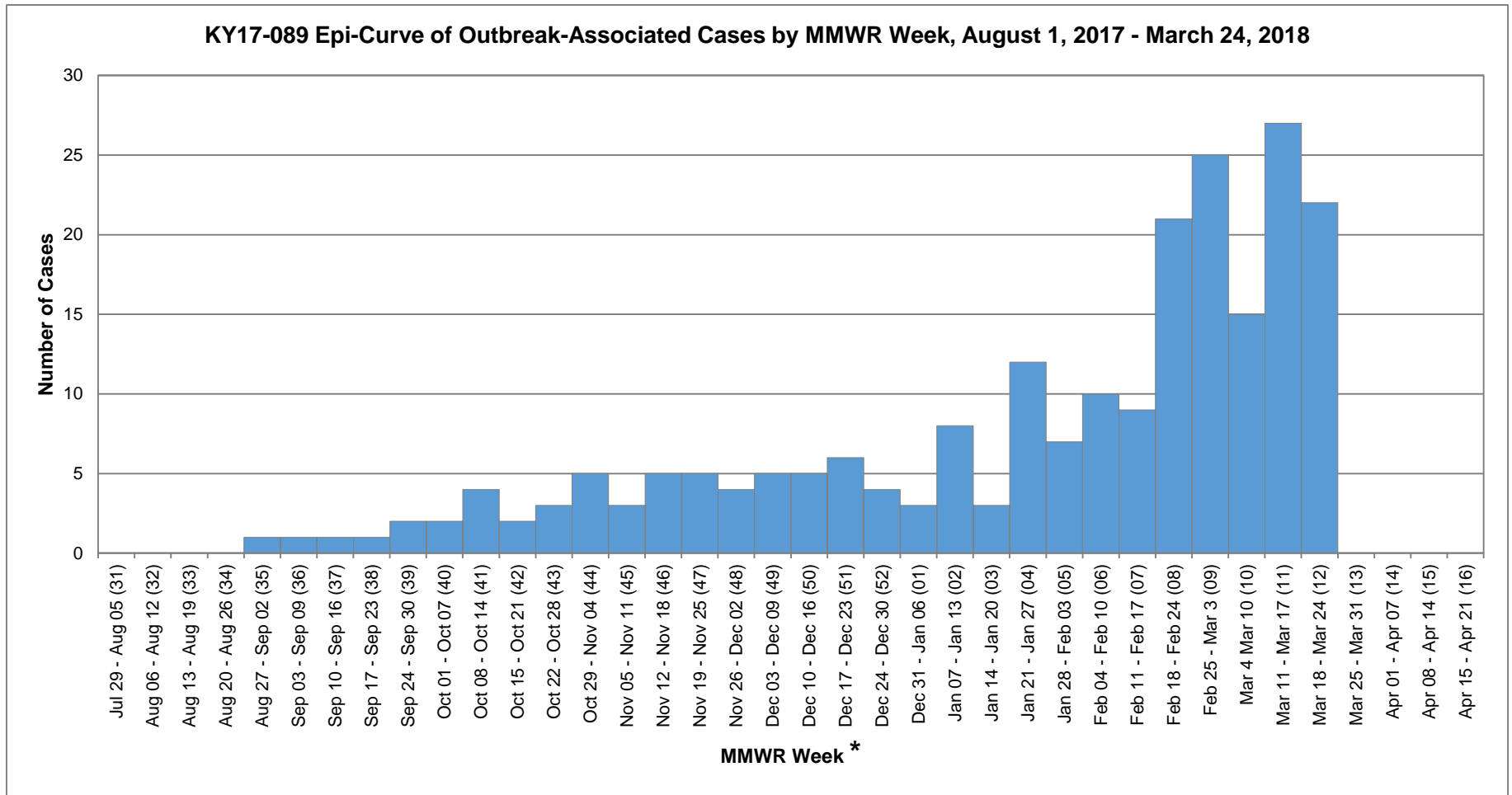


* The mean age of cases is 38.3 years, and the median age is 36.0 years.

Table 3: Frequent Risk Factors of Outbreak-associated Cases

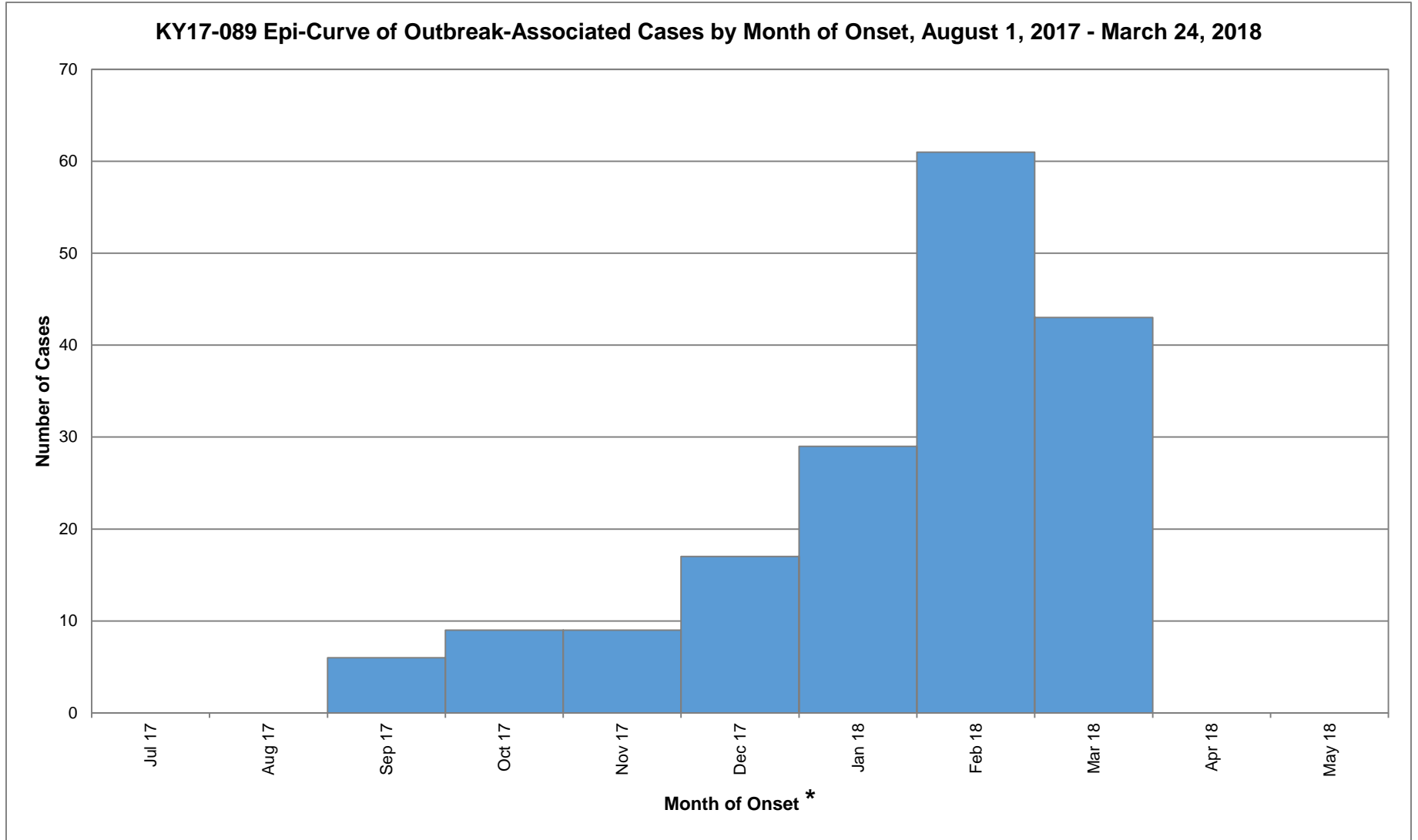
KY17-089 Risk Factors of Outbreak-Associated Acute Hepatitis A Cases, August 1, 2017 – March 24, 2018	
Risk Factor	Number of Cases Reporting Risk Factor
Homelessness only	7
Illicit drug use only	81
Homelessness + illicit drug use	38
MSM only	1
No Risk Factors	29

Figure 3: Epidemic-curve (Epi-Curve) of Outbreak-Associated Cases



* MMWR weeks are based on date of specimen collection.

Figure 4: Epidemic-curve (Epi-Curve) of Outbreak-Associated Cases by Month of Onset



* Date of onset has been reported for 78.7% (or 174/221) of cases.