

Kentucky Department for Public Health Weekly Influenza Surveillance Report Morbidity and Mortality Weekly Report (MMWR) Week 40 October 1– October 7, 2017



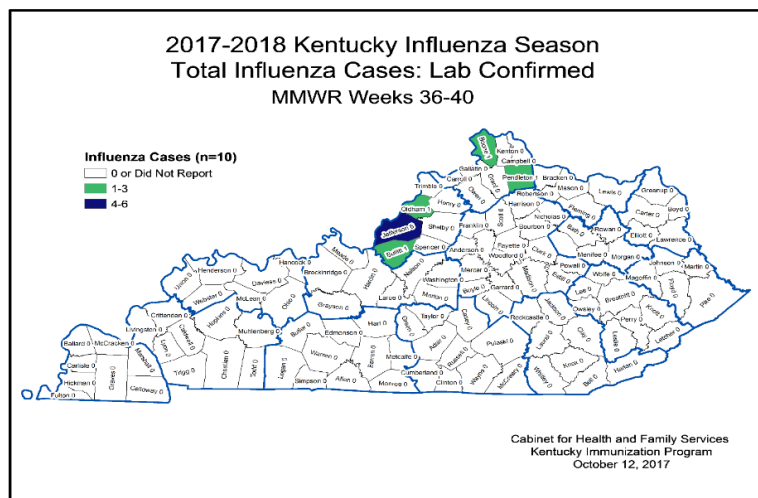
Current Influenza Activity Level: [†]Sporadic

[†]**Sporadic:** Small numbers of laboratory-confirmed influenza cases or a single laboratory-confirmed influenza outbreak has been reported, but there is no increase in cases of ILI.

***Confirmed:** Influenza laboratory Confirmed Cases are defined by positive RT-PCR or Virus Culture test results. Those positive test results are reportable in Kentucky. (Rapid positive tests are not included in this report)

Activity Level Range: Sporadic Local Regional Widespread

Update for week 40:		Update Total for weeks 36-40:	
Lab confirmed influenza:	1 Cases	Lab confirmed Total:	10 Cases
Number of regions with Long Term care facility outbreaks:	0 of 17 regions	Total Number of Long Term Care Facility Outbreaks:	0 outbreaks
Number of regions with increased ILI activity:	7 of 17 regions	Total Number of Regions with Confirmed Flu Cases:	3 of 17 Regions
Number of regions with Confirmed Flu Cases:	1 of 17 regions	Total Deaths Reported:	0 (under 18 years) 0 (18 years & older)
Number of regions with increased influenza activity:	N/A		
Deaths Reported:	0 (under 18 years) 0 (18 years & older)		



Kentucky Department for Public Health Weekly Influenza Surveillance Report MMWR Week 40: October 1– October 7, 2017

Fig 1: Laboratory Confirmed Cases by Age

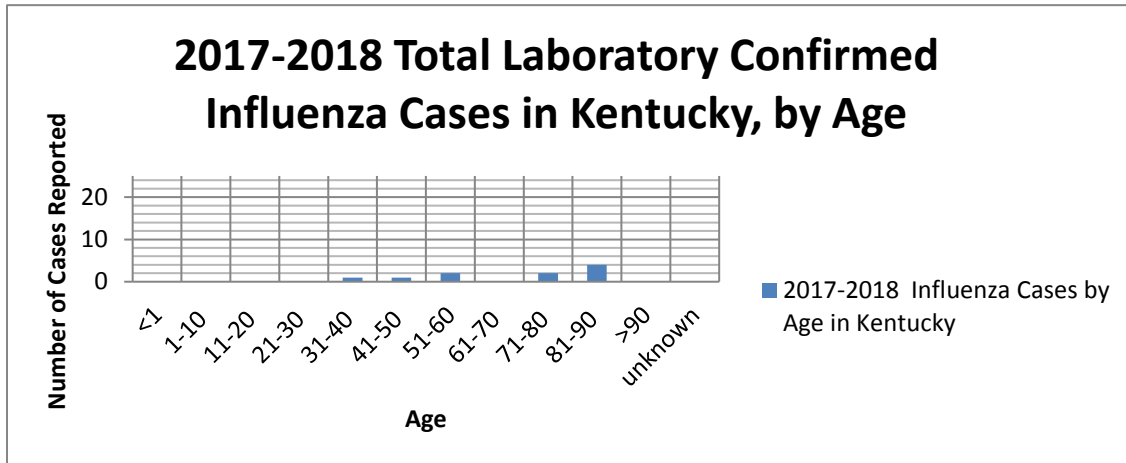


Fig 2: Laboratory Confirmed Cases by Influenza Virus Types

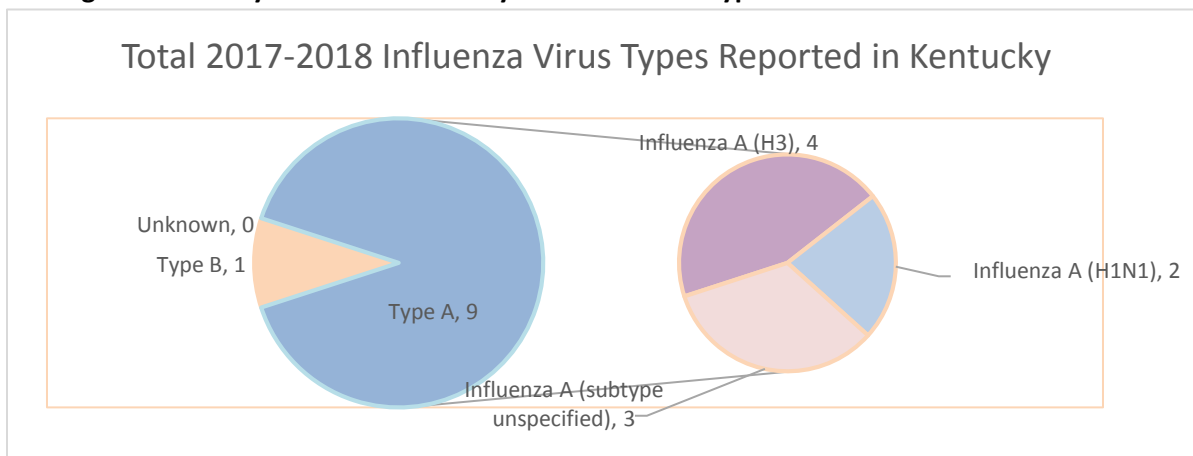
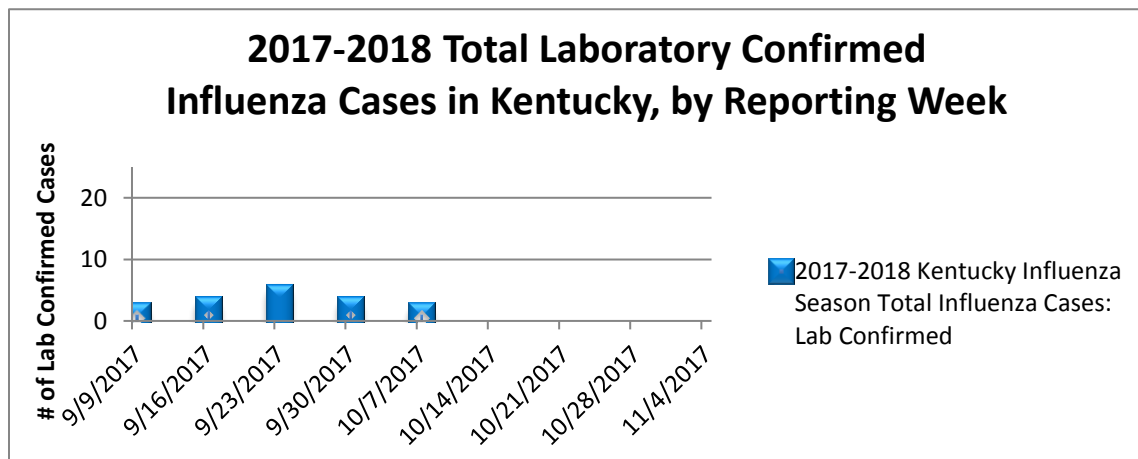


Fig 3: 2017-2018 Total Laboratory Confirmed Influenza Cases in Kentucky, by Reporting Week



Kentucky Department for Public Health
 Weekly Influenza Surveillance Report
 MMWR Week 40: October 1– October 7, 2017

Influenza Activity Determination Table					
		Category 1	Category 2	Category 3	Combined 1 or 2 plus 3
Regions	Number ILI Net Surveillance Sites Reporting / Total Enrolled Sites	Influenza Outbreaks Reported	Increased ILI Activity Reported	Laboratory Confirmed Influenza Reported	Include Region in Weekly Report for Increased Influenza Activity
Barren River	1/6				
Big Sandy	0/1				
Bluegrass	5/21				
Buffalo Trace	0/0				
Cumberland Valley	0/5				
Fayette County	1/7				
FIVCO	1/3				
Gateway	1/3				
Green River	0/5				
Jefferson County	1/25			6	
Kentucky River	0/1				
KIPDA	1/2			2	
Lake Cumberland	0/1				
Lincoln Trail	0/7				
Northern KY	0/10			2	
Pennyrile	0/2				
Purchase	1/3				
**Total :	12/102	0/17 regions	0/17 regions	3/17 regions	0/17 regions

**Total number of regions reporting category of activity not total number of influenza cases

Kentucky National Electronic Disease Surveillance System (NEDSS) and U.S. Outpatient Influenza-like Illness Surveillance Network (ILINet) Data. Department for Public Health, Cabinet for Health and Family Services, Frankfort, Kentucky, [October 1- October 7, 2017].