

Kentucky Department for Public Health Weekly Influenza Surveillance Report Morbidity and Mortality Weekly Report (MMWR) Week 41 October 8– October 14, 2017



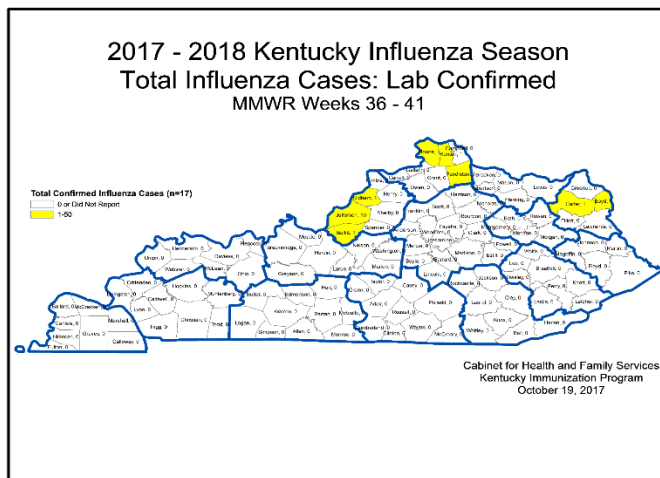
Current Influenza Activity Level: †Sporadic

†Sporadic: Small numbers of laboratory-confirmed influenza cases or a single laboratory-confirmed influenza outbreak has been reported, but there is no increase in cases of ILI.

***Confirmed:** Influenza laboratory Confirmed Cases are defined by positive molecular virus (RT-PCR) or Virus Culture test results. Those positive test results are reportable in Kentucky. (Positive results for Rapid Influenza Diagnostic Tests are not included in this report)

Activity Level Range: Sporadic Local Regional Widespread

Update for week 41:		Update Total for weeks 36-41:	
Lab confirmed influenza:	8 Cases	Lab confirmed Total:	18 Cases
Number of regions with Long Term care facility outbreaks:	0 of 17 regions	Total Number of Long Term Care Facility Outbreaks:	0 outbreaks
Number of regions with ILI activity:	5 of 17 regions	Total Number of Regions with Confirmed Flu Cases:	5 of 17 Regions
Number of regions with Confirmed Flu Cases:	4 of 17 regions	Total Deaths Reported:	0 (under 18 years) 0 (18 years & older)
Number of regions with increased influenza activity:	0 of 17 regions		
Deaths Reported:	0 (under 18 years) 0 (18 years & older)		



Kentucky Department for Public Health
 Weekly Influenza Surveillance Report
 MMWR Week 41: October 8– October 14, 2017

Fig 1: Laboratory Confirmed Cases by Age

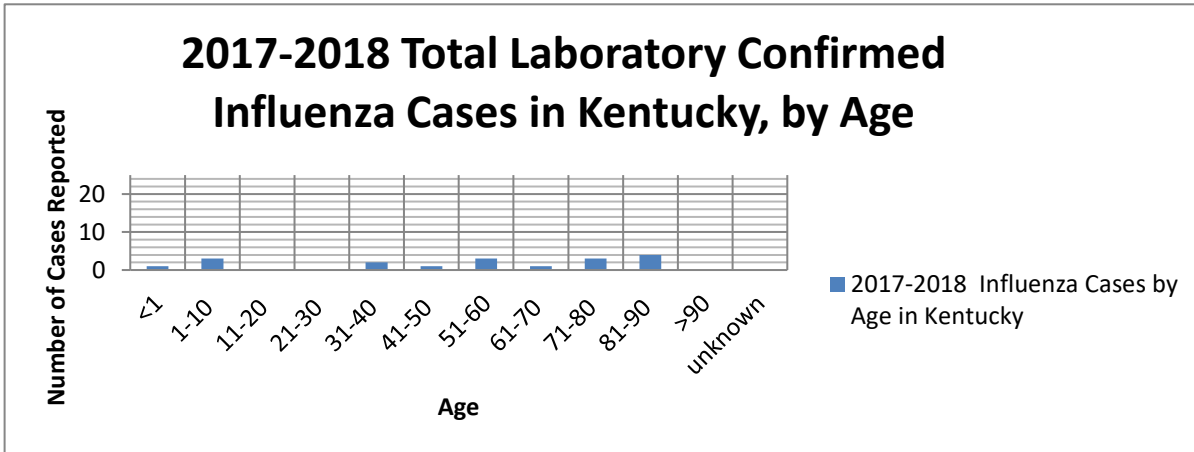


Fig 2: Laboratory Confirmed Cases by Influenza Virus Types

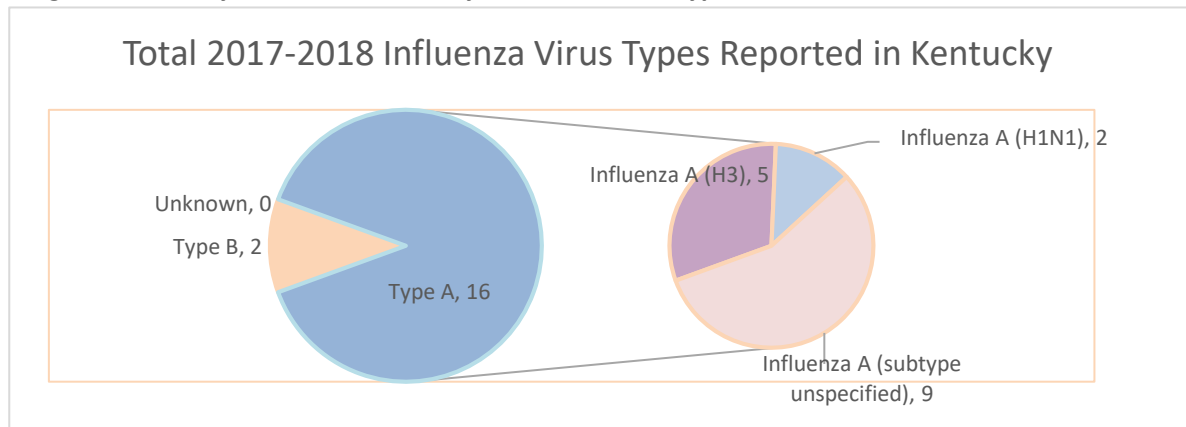
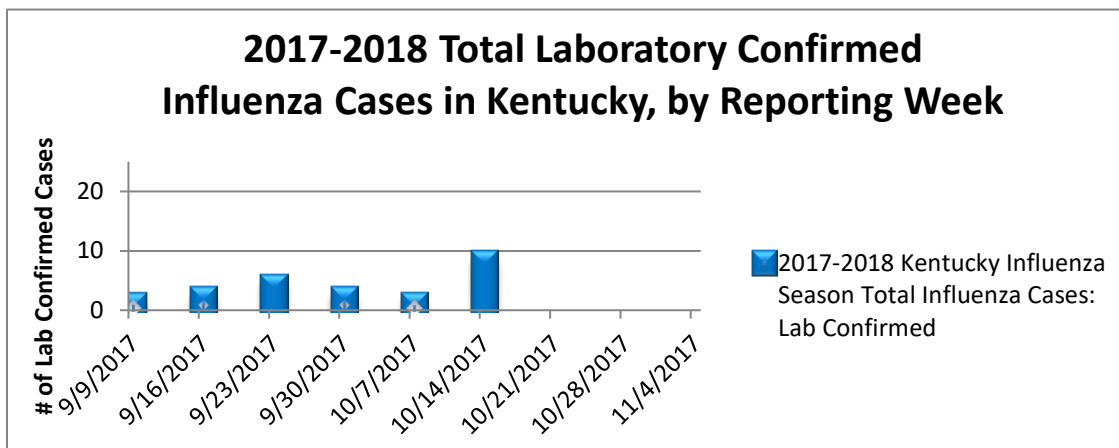


Fig 3: 2017-2018 Total Laboratory Confirmed Influenza Cases in Kentucky, by Reporting Week



*Confirmed: Influenza laboratory Confirmed Cases are defined by positive RT-PCR or Virus Culture test results

Kentucky Department for Public Health
 Weekly Influenza Surveillance Report
 MMWR Week 41: October 8– October 14, 2017

Influenza Activity Determination Table					
		Category 1	Category 2	Category 3	Combined 1 or 2 plus 3
Regions	Number ILI Net Surveillance Sites Reporting / Total Enrolled Sites	Influenza Outbreaks Reported	Increased ILI Activity Reported	Laboratory Confirmed Influenza Reported	Include Region in Weekly Report for Increased Influenza Activity
Barren River	0/6		X		
Big Sandy	0/1			1	
Bluegrass	5/21				
Buffalo Trace	0/0				
Cumberland Valley	0/5				
Fayette County	2/7		X		
FIVCO	1/3			2	
Gateway	0/3				
Green River	0/5				
Jefferson County	3/25			4	
Kentucky River	0/1				
KIPDA	0/2				
Lake Cumberland	0/1				
Lincoln Trail	2/7				
Northern KY	2/10			1	
Pennyrile	0/2				
Purchase	1/3				
**Total :	16/102	0/17 regions	2/17 regions	4/17 regions	0/17 regions

**Total number of regions reporting category of activity not total number of influenza cases

Kentucky National Electronic Disease Surveillance System (NEDSS) and U.S. Outpatient Influenza-like Illness Surveillance Network (ILINet) Data. Department for Public Health, Cabinet for Health and Family Services, Frankfort, Kentucky, [October 8- October 14, 2017].



National Data
2017-2018 Influenza Season
Week 40 ending October 7, 2017

All data are preliminary and may change as more reports are received.

**Week 41 will be available October 26th and will be attached on the next report.*

Synopsis:

During week 40 (October 1-7, 2017), influenza activity was low in the United States.

- **Viral Surveillance:** The most frequently identified influenza virus type reported by public health laboratories during week 40 was influenza A. The percentage of respiratory specimens testing positive for influenza in clinical laboratories is low.
- **Pneumonia and Influenza Mortality:** The proportion of deaths attributed to pneumonia and influenza (P&I) was below the system-specific epidemic threshold in the National Center for Health Statistics (NCHS) Mortality Surveillance System.
- **Influenza-associated Pediatric Deaths:** No influenza-associated pediatric deaths were reported.
- **Outpatient Illness Surveillance:** The proportion of outpatient visits for influenza-like illness (ILI) was 1.4%, which is below the national baseline of 2.2%. All 10 regions reported ILI below region-specific baseline levels. New York City, the District of Columbia, and 50 states experienced minimal ILI activity and Puerto Rico had insufficient data.
- **Geographic Spread of Influenza:** The geographic spread of influenza in Guam was reported as widespread; two states reported local activity; the District of Columbia and 38 states reported sporadic activity; 10 states reported no activity; and Puerto Rico and the U.S. Virgin Islands did not report.

Weekly U.S. Influenza Surveillance Report. Centers for Disease Control and Prevention.

<https://www.cdc.gov/flu/weekly/index.htm>, Retrieved: 10/19/2017.