



## Kentucky Department for Public Health KY17-089 - Acute Hepatitis A Outbreak Weekly Report Morbidity and Mortality Weekly Report (MMWR) Week 06 February 4, 2018 – February 10, 2018

**Brief Description of Outbreak:** In November 2017, the Kentucky Department for Public Health (DPH) identified an outbreak of acute hepatitis A. The increase in cases observed in Kentucky was well over the 10-year average of reported hepatitis A cases, and several cases have been infected with hepatitis A virus (HAV) strains genetically linked to outbreaks in both California and Utah. Similar to hepatitis A outbreaks in other states, the primary risk factors are homelessness and illicit drug use. A contaminated food source has not been identified, and HAV transmission is believed to be occurring through person-to-person contact. Below is a weekly and cumulative update on the outbreak.

In accordance with 902 KAR 2:020, cases of acute hepatitis A should be reported within 24 hours.

The case definition used for outbreak-associated acute hepatitis A cases is available upon request.

**Table 1: Summary of Outbreak-Associated Acute Hepatitis A Cases**

Update for Week 06:		Update Total for Weeks 35-06:	
Number of new cases:	Confirmed - 0 Probable - 4 Suspect - 0	Total number of cases:	Confirmed - 27 Probable - 40 Suspect - 24
Number of counties with new cases:	1	Total number of counties with cases:	10
Number of cases with specimens submitted for genotyping where results are available:	1	Number of cases with specimens submitted for genotyping where results are available:	26
Number of cases with genotype IB among those with genotype testing:	1	Total number of cases with genotype IB among those with genotype testing:	25
Number of Hospitalizations:	4	Total Number of Hospitalizations:	70
Number of deaths Reported:	0	Total number of deaths reported:	0

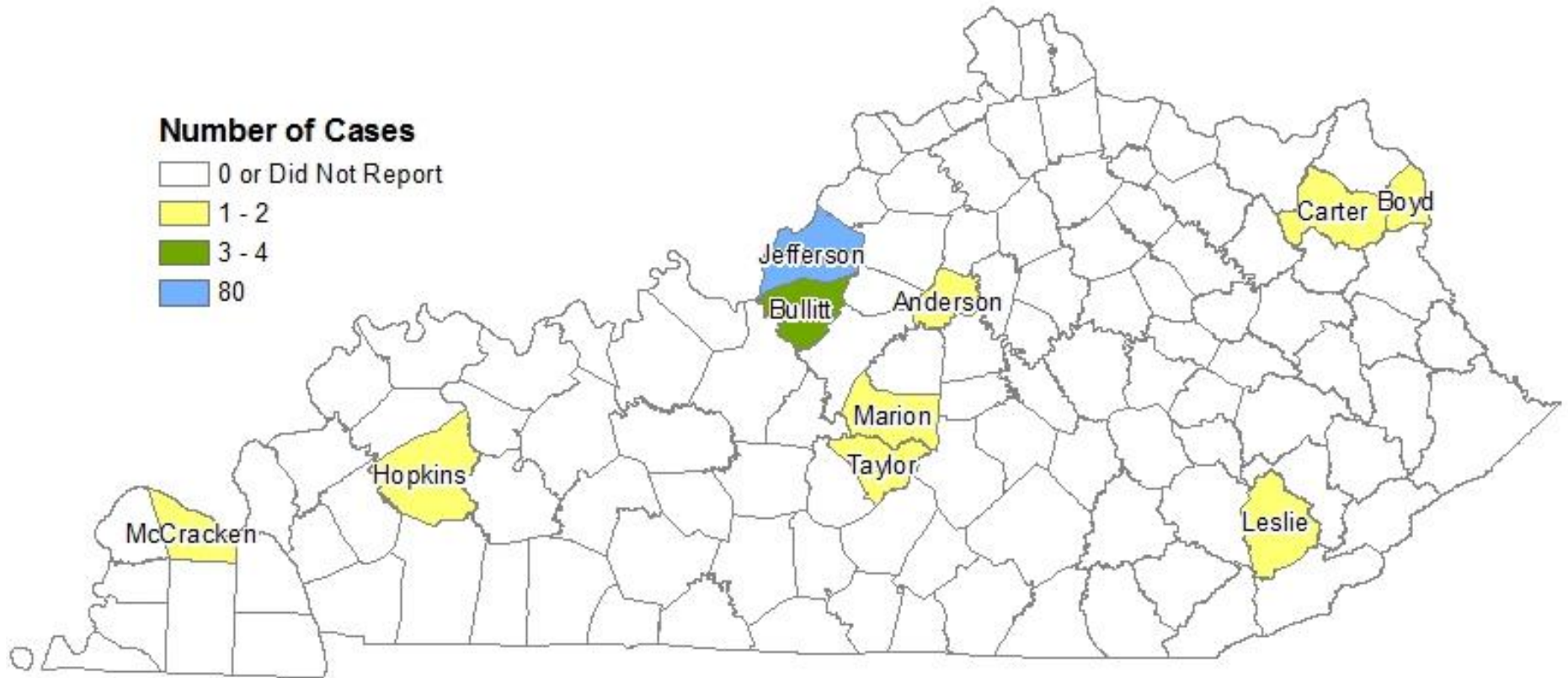
**Table 2: Cumulative Distribution of Cases by County**

<b>KY17-089 Distribution Of Outbreak-Associated Acute Hepatitis A Cases by County, August 1, 2017 – February 10, 2018*</b>				
<b>County</b>	<b>Total number of cases reported</b>	<b>Number of confirmed cases</b>	<b>Number of probable cases</b>	<b>Number of suspect cases</b>
Anderson	1	0	0	1
Boyd	2	1	0	1
Bullitt	4	0	3	1
Carter	2	0	0	2
Hopkins	1	0	0	1
Jefferson	80	26	42	12
Leslie	1	0	0	1
Marion	1	1	0	0
McCracken	2	0	0	2
Taylor	1	0	0	1
<b>Total Number of Cases:</b>	95	28	45	22

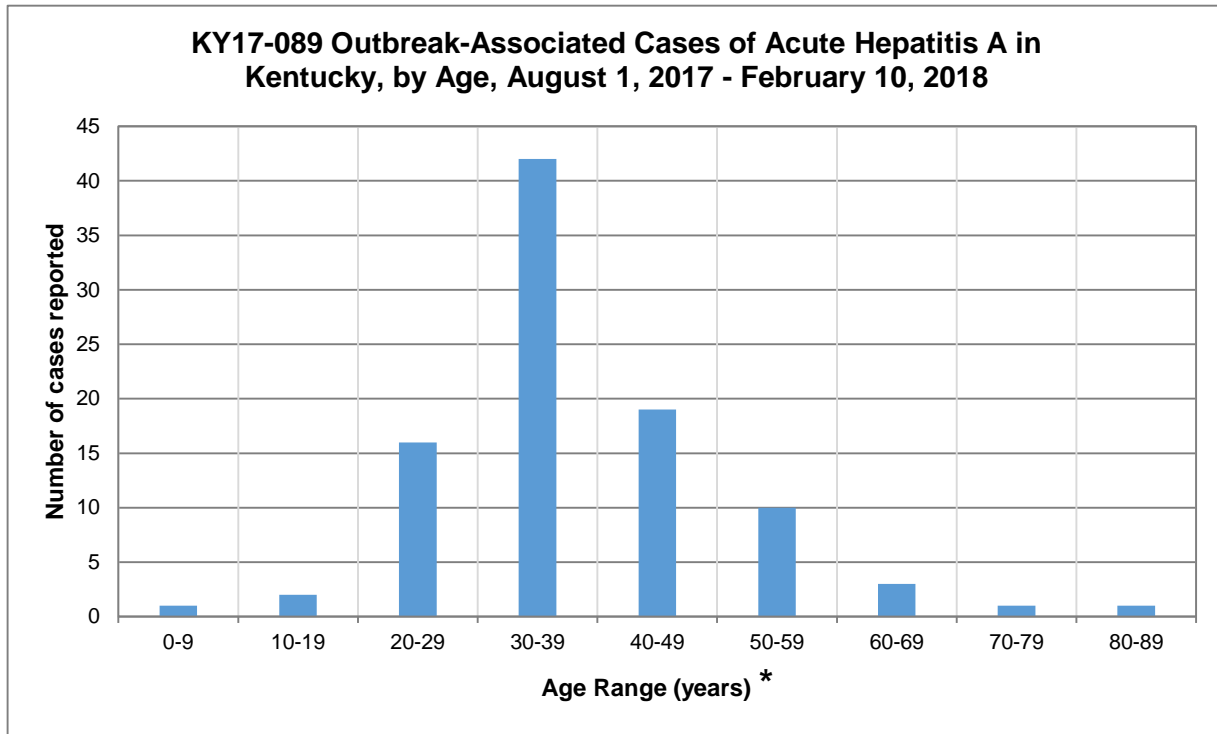
\* Cases are reported based on date of specimen collection.

Figure 1: Geographic Distribution of Outbreak-Associated Cases by County

KY17-089 Distribution of Outbreak-Associated Acute Hepatitis A Cases by County, August 1, 2017 - February 10, 2018



**Figure 2: Outbreak-Associated Cases by Age**

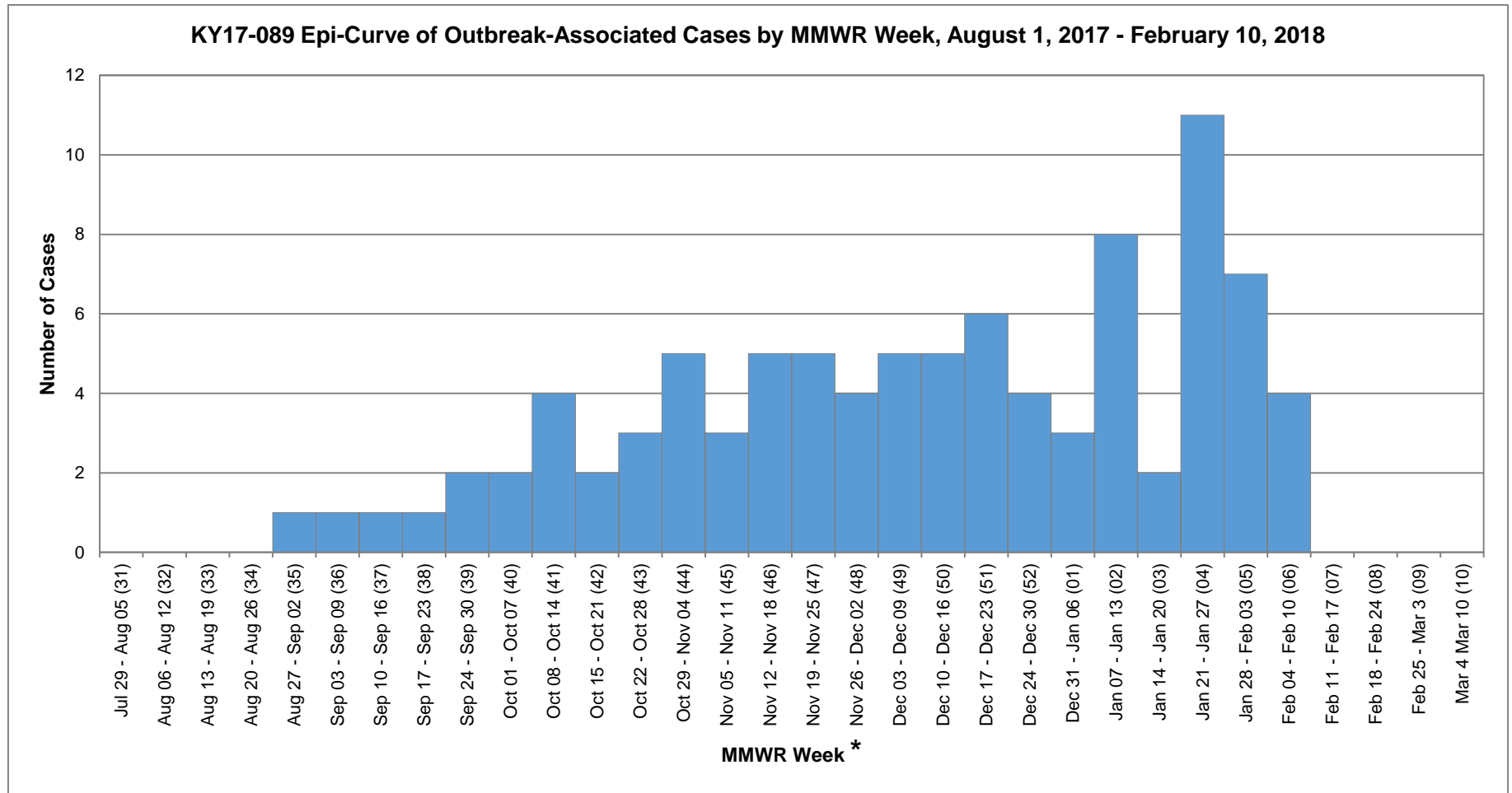


\* The mean age of cases is 38.3 years, and the median age is 35.0 years.

**Table 3: Frequent Risk Factors of Outbreak-associated Cases**

<b>KY17-089 Risk Factors of Outbreak-Associated Acute Hepatitis A Cases, August 1, 2017 – February 10, 2018</b>	
<b>Risk Factor</b>	<b>Number of Cases Reporting Risk Factor</b>
Homelessness only	5
Illicit drug use only	22
Homelessness + illicit drug use	26
MSM only	1

**Figure 3: Epidemic-curve (Epi-Curve) of Outbreak-Associated Cases**



\* MMWR weeks are based on date of specimen collection.