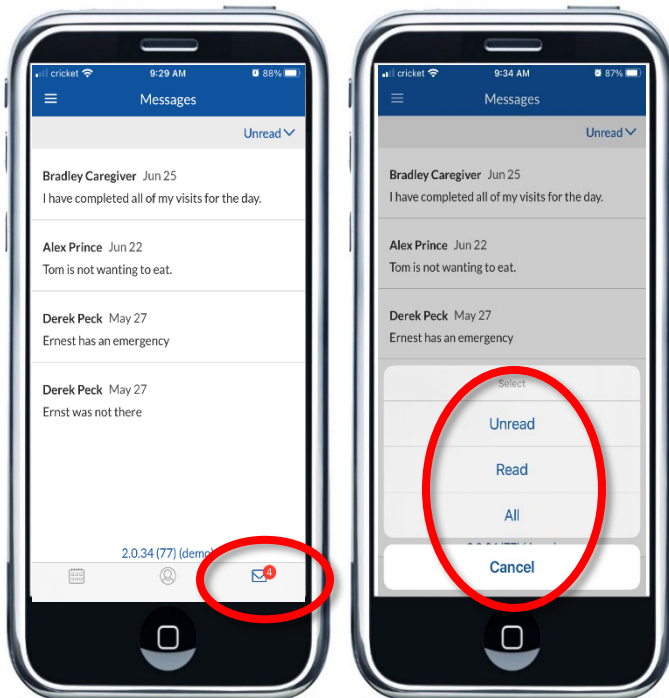
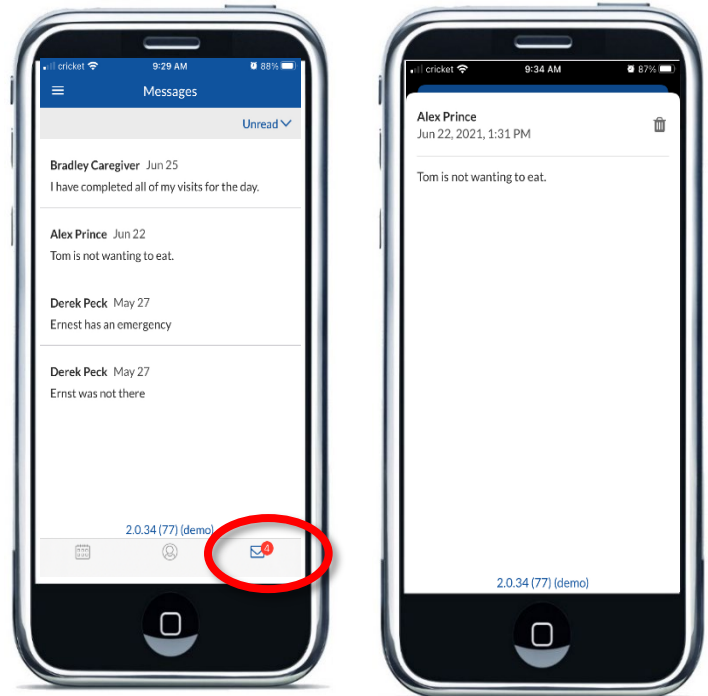


Mobile Caregiver+ User Quick Reference Guide Checking Messages on the Mobile Caregiver+ App

Viewing Messages

- 1) When your administrator adds a note to a Recipient record, it will come to you as message.
- 2) Tap **Messages** at the bottom of any page to see messages.
- 3) Tap a message to open it.



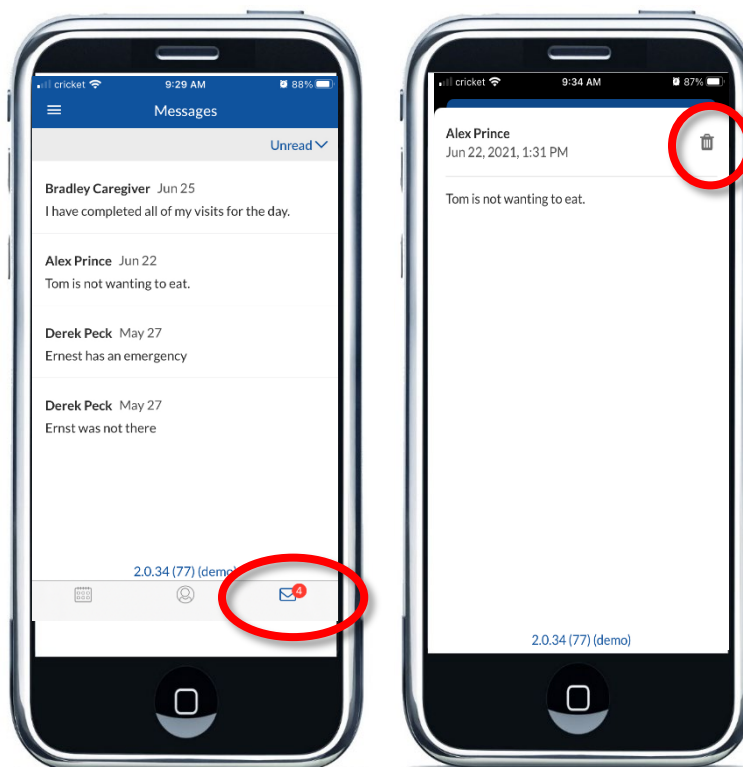
Filtering Messages

1. Tap **Messages** at the bottom of any page to see messages.
2. Tap the arrow in the upper right corner and make a selection from the dropdown list.

Mobile Caregiver+ User Quick Reference Guide Checking Messages on the Mobile Caregiver+ App

Deleting a Message

- 1) Tap **Messages** at the bottom of the screen.
- 2) Tap a message.
- 3) Use the trash can icon in the upper right corner to delete the message



Additional Information



A complete list of EVV resources is available in the [EVV QRG: Who to Call](#) listing, the DMS EVV website at <https://bit.ly/kywaiverEVVinfo> or by scanning the QR code to the left using your mobile device.

Issued: 11/20/20
Updated: 7/16/21