


Mobile Caregiver Quick Reference Guide Allowing Mobile Caregiver+ Access to Location Services

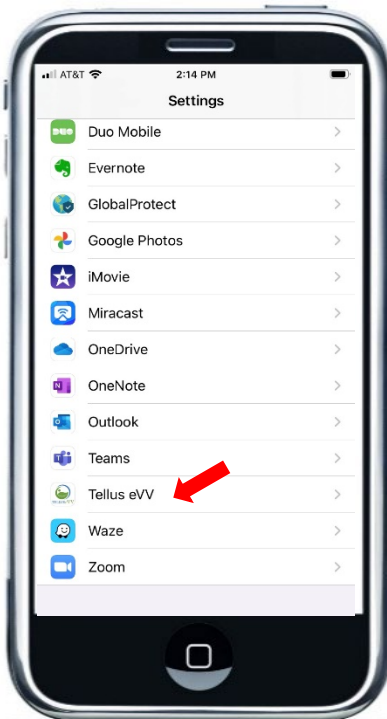
When you download the Mobile Caregiver+ app for the first time, it should ask for access to your device's location services. The Mobile Caregiver+ app uses location services to capture a snapshot of the user's location at the start of the service and again at the end of the service, which is required by the [21st Century Cures Act](#). **Location is not captured at any other time.**

If you did not allow the Mobile Caregiver+ app access to your location services, you will need to go into the settings on your device and change the location permissions for the app. Below is a step by step guide to updating this setting.

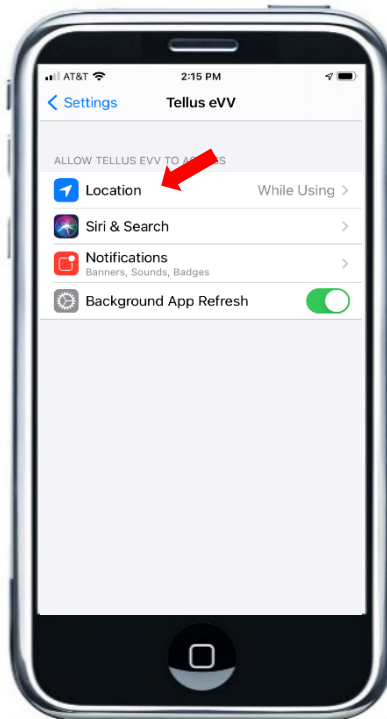
Apple Devices, such as the iPhone or iPad

- 1) Locate the "Settings"  icon and tap.
- 2) Look for "Mobile Caregiver+" in the "Settings" menu. When you find it, tap on the arrow next to it.
- 3) A menu should appear. Tap on the option that says "Location."
- 4) Under "Location," you have three options: Never, Ask Next Time, or While Using the App. Make sure "While Using the App" is checked and the "Precise Location" button is green.

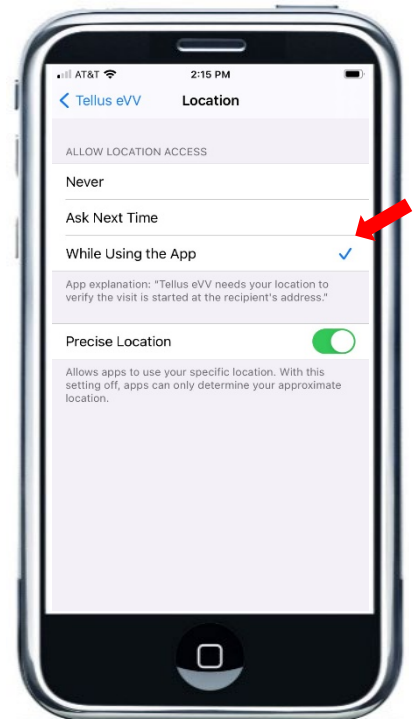
Step 2



Step 3



Step 4



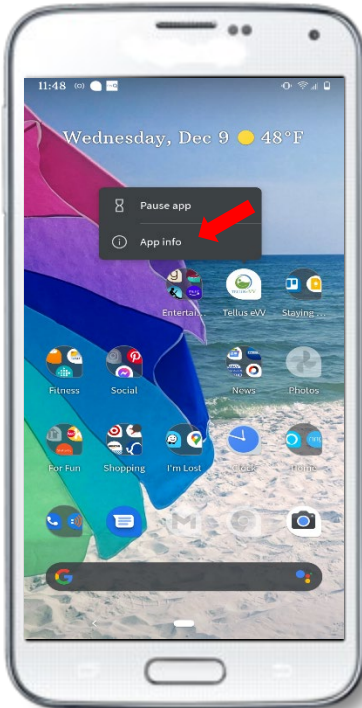
Mobile Caregiver Quick Reference Guide Allowing Mobile Caregiver+ Access to Location Services

Android Devices

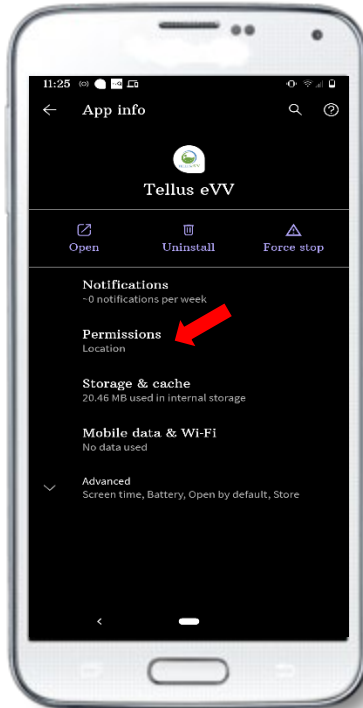
Note: There are several different brands of Android devices. While your device may not look exactly like the example, the process for updating location permissions should be the same.

- 1) Find the “Mobile Caregiver+” app on your device.
- 2) Press down on the app icon until a box with an “App Info” option appears.
- 3) Tap “App Info.”
- 4) Tap “Permissions.”
- 5) Tap “Location.”
- 6) Select the “Allow only while using the app” option.

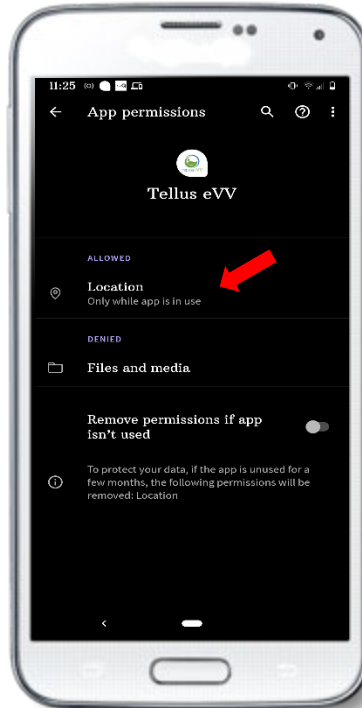
Steps 2 & 3



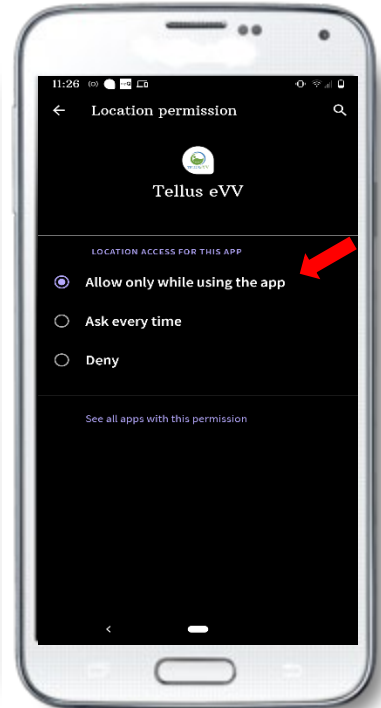
Step 4



Step 5



Step 6



Additional Resources

A complete list of EVV resources can be found in the [EVV QRG: Who to Call](#) listing, on the DMS EVV website at <https://bit.ly/kywaiverEVVinfo>, or by scanning the QR code to the left using your mobile device.