



# KENTUCKY MEDICAID UNWINDING DEMOGRAPHIC REPORT

*July 2024*

## INTRODUCTION

---

During the COVID-19 Public Health Emergency (PHE) the Kentucky Department for Medicaid Services (DMS) made sure that all Medicaid beneficiaries kept their coverage and paused all annual renewals. But DMS has resumed annual renewals for Medicaid members. All Medicaid and KCHIP members are undergoing a renewal of their eligibility for coverage since Kentucky resumed annual renewals starting in April 2023 for Medicaid members with a renewal date of May 31, 2023. These renewals will be spread out over 12 months. Those who are determined to be eligible will continue to receive Medicaid coverage. Those who are determined to be ineligible for coverage will be removed from Medicaid and connected to alternative coverage options in the state.

This report dives deeper into the demographic breakdowns of Kentucky Medicaid renewals, pending, and terminated in July 2024.

## SNAPSHOT

---

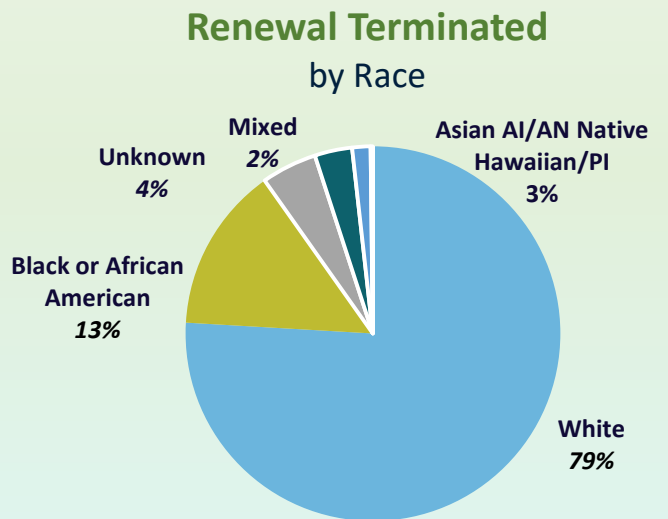
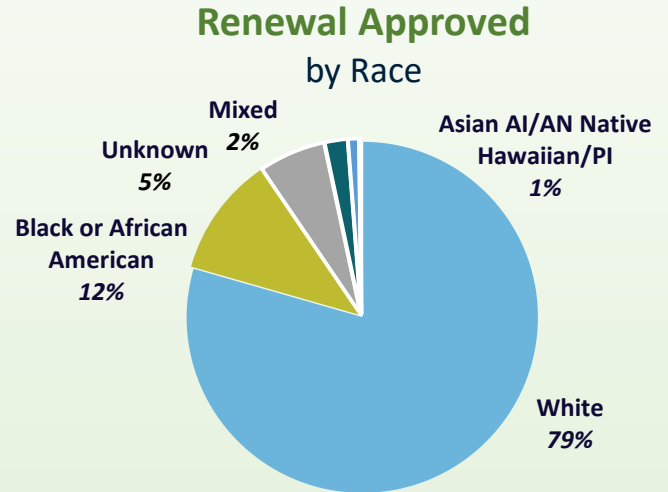
A total of 36,036 individuals who had their renewal due on July 31 were determined eligible for renewed coverage. 960 total individuals had their coverage terminated as of July 31. 907 of those individuals were determined ineligible based on eligibility requirements and have been terminated. For individuals who were terminated on July 31 and have supplied requested information for eligibility determination, 92 renewals have been reinstated as of the finalization of this report.

Note: DMS is unable to track enrollment in coverage outside the state of Kentucky. For example, a significant number of individuals are estimated to have gained health coverage through an employer, meaning that individuals who do not come back to renew should not be assumed to be uninsured.

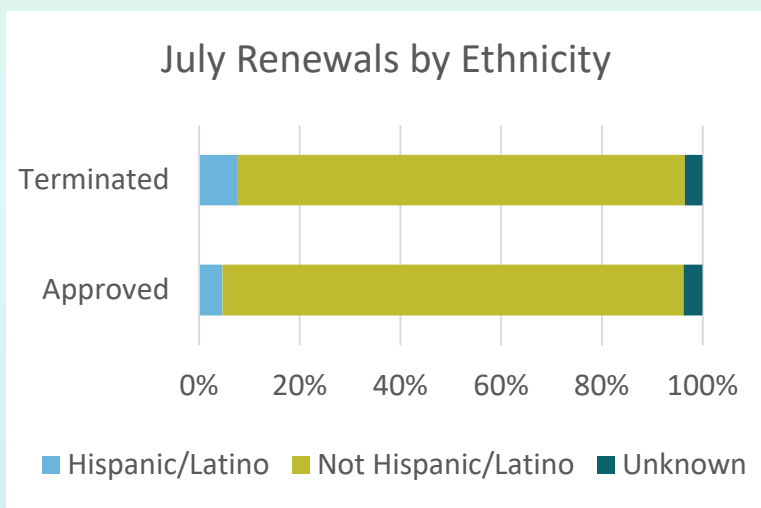
# RACE AND ETHNICITY DATA

Renewals for July 2024 are categorized by race and ethnicity below.

July 2024 Kentucky Renewals		
Race	Approved	Terminated
White	28,627	729
Black or African American	3,980	137
Unknown	2,225	46
Mixed	768	31
Asian	365	15
American Indian or Alaskan Native	48	2
Native Hawaiian or Other Pacific Islander	23	0
<b>Total</b>	<b>36,036</b>	<b>960</b>



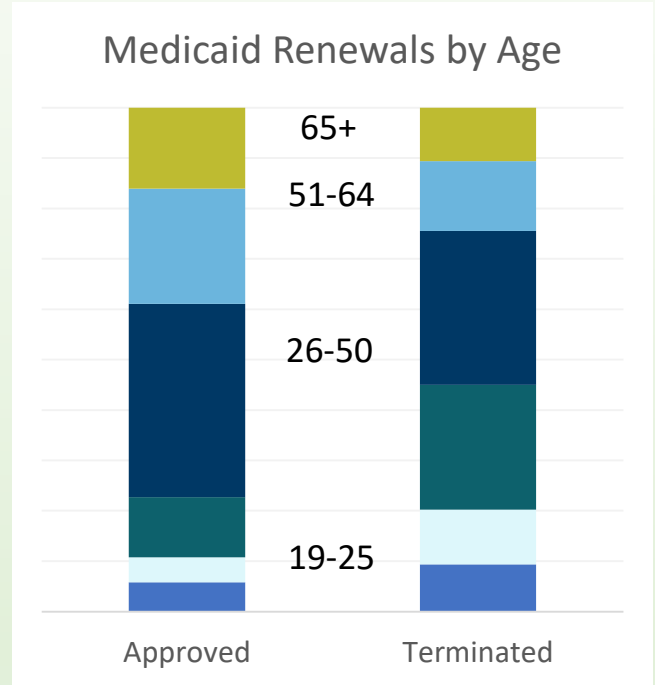
July 2024 Kentucky Renewals		
Ethnicity	Approved	Terminated
Hispanic/Latino	1,677	74
Not Hispanic/Latino	32,993	852
Unknown	1,366	34
<b>Total</b>	<b>30,036</b>	<b>960</b>



# AGE DATA

Renewals for July 2024 are categorized by age below.

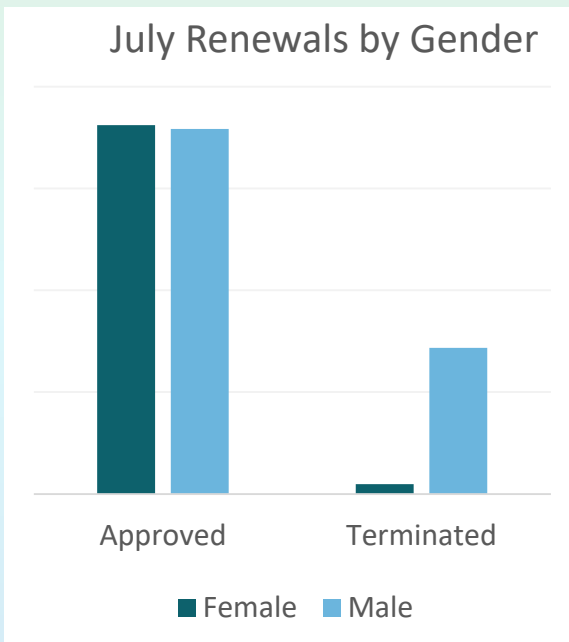
July 2024 Kentucky Renewals		
Age Group	Approved	Terminated
0-6	2,096	78
7-18	1,777	54
19-25	4,310	4,290
26-50	13,817	17,153
51-64	8,241	3,504
65+*	5,795	783
<b>Total</b>	<b>30,036</b>	<b>960</b>



Note – Continuous coverage for children is currently being implemented across the state. As a result, children were only terminated for reasons such as change in state residency or request for discontinuance.

# GENDER DATA

Renewals for July 2024 are categorized by gender below.



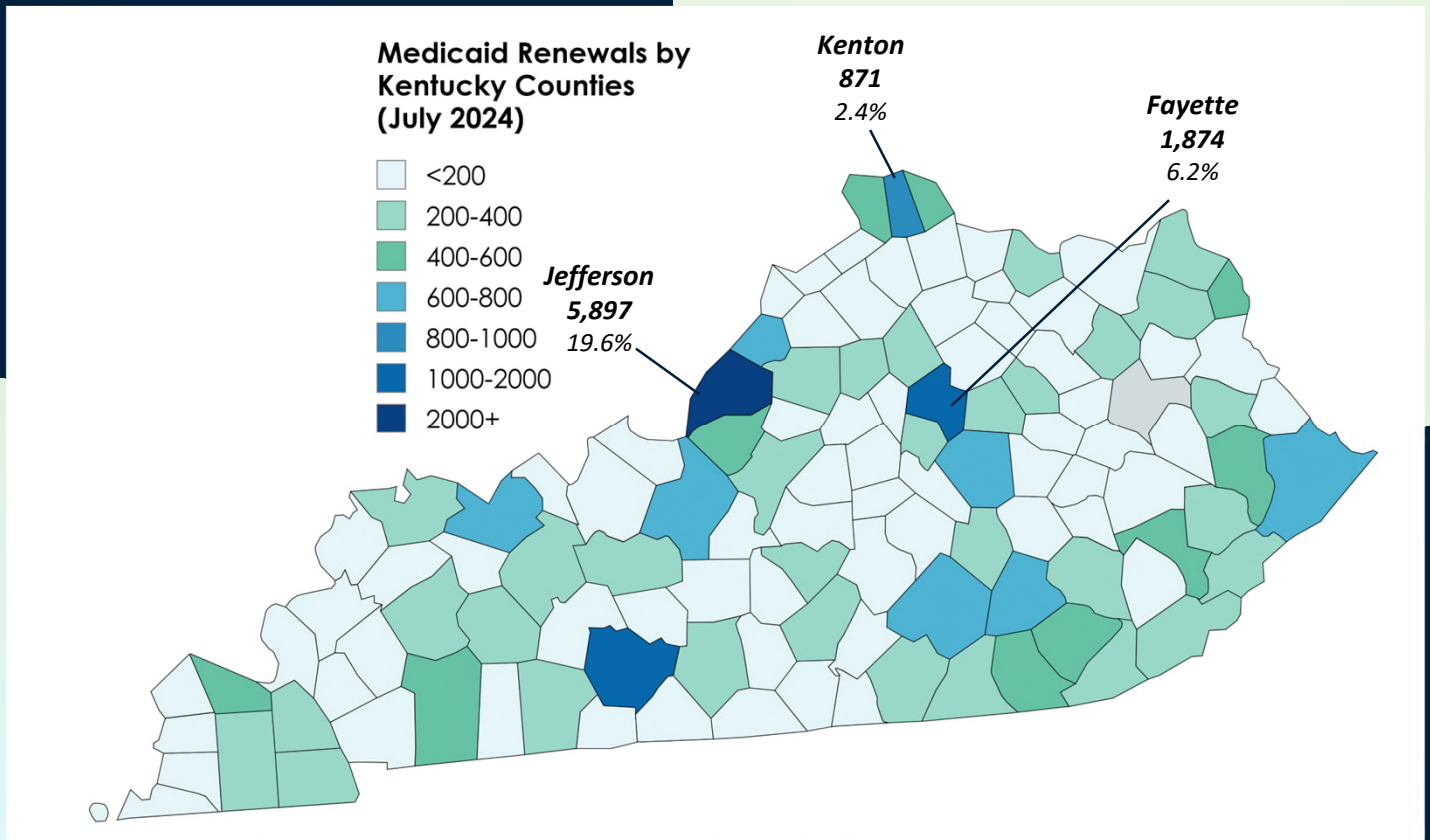
July 2024 Kentucky Renewals		
Gender	Approved	Terminated
Female	18,109	482
Male	17,926	478
<b>Total</b>	<b>36,035*</b>	<b>960</b>

\*One member record indicated 'unknown' gender. Total Approvals remains 36,036

# REGIONAL DATA

This map represents the number of Medicaid renewals approved in each Kentucky county in July 2024.

## July Medicaid Approvals



# REGIONAL DATA

This table represents the number of Medicaid renewal approvals in each Kentucky county in July 2024.

July 2024 Kentucky Renewals

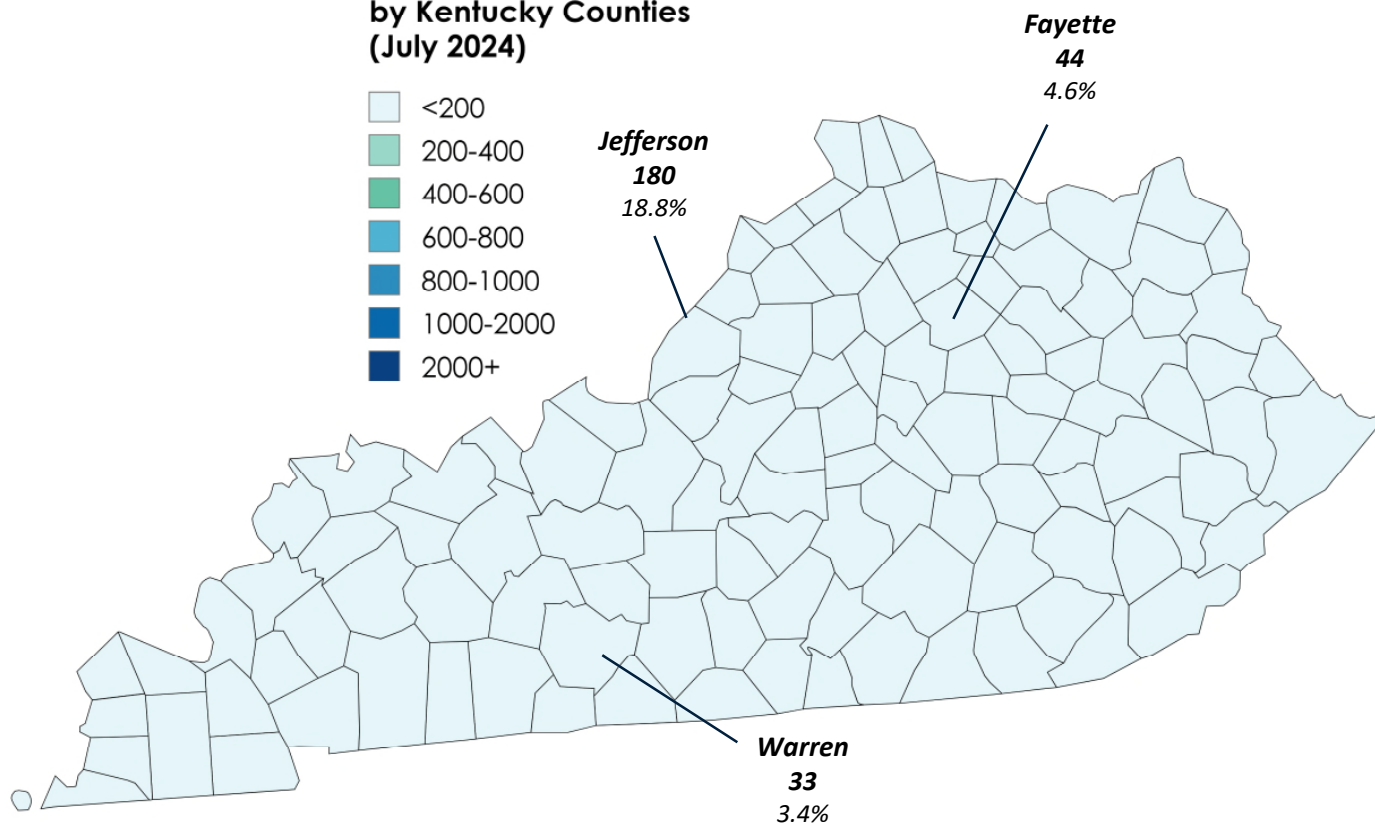

County	Approved	County	Approved	County	Approved	County	Approved	County	Approved
ADAIR	275	CLARK	330	HARRISON	134	MADISON	134	PERRY	420
ALLEN	190	CLAY	271	HART	198	MAGOFFIN	198	PIKE	688
ANDERSON	118	CLINTON	127	HENDERSON	309	MARION	309	POWELL	154
BALLARD	47	CRITTENDEN	57	HENRY	117	MARSHALL	117	PULASKI	695
BARREN	391	CUMBERLAND	85	HICKMAN	43	MARTIN	43	ROBERTSON	27
BATH	120	DAVISS	676	HOPKINS	382	MASON	134	ROCKCASTLE	224
BELL	370	EDMONSON	142	JACKSON	192	MCCRACKEN	198	ROWAN	232
BOONE	514	ELLIOTT	63	JEFFERSON	5897	MCCREARY	309	RUSSELL	189
BOURBON	181	ESTILL	151	JESSAMINE	316	MCLEAN	117	SCOTT	258
BOYD	440	FAYETTE	1874	JOHNSON	260	MEADE	43	SHELBY	216
BOYLE	147	FLEMING	157	KENTON	871	MENIFEE	134	SIMPSON	140
BRACKEN	71	FLOYD	478	KNOTT	223	MERCER	198	SPENCER	77
BREATHITT	187	FRANKLIN	324	KNOX	466	METCALFE	309	TAYLOR	244
BRECKINRIDGE	163	FULTON	78	LARUE	117	MONROE	117	TODD	91
BULLITT	408	GALLATIN	43	LAUREL	624	MONTGOMERY	43	TRIGG	118
BUTLER	127	GARRARD	140	LAWRENCE	190	MORGAN	134	TRIMBLE	50
CALDWELL	108	GRANT	177	LEE	94	MUHLENBERG	198	UNION	101
CALLOWAY	247	GRAVES	271	LESLIE	130	NELSON	309	WARREN	1015
CAMPBELL	484	GRAYSON	268	LETCHER	330	NICHOLAS	78	WASHINGTON	149
CARLISLE	31	GREEN	102	LEWIS	172	OHIO	228	WAYNE	250
CARROLL	88	GREENUP	266	LINCOLN	183	OLDHAM	766	WEBSTER	87
CARTER	293	HANCOCK	69	LIVINGSTON	72	OWEN	89	WHITLEY	520
CASEY	163	HARDIN	666	LOGAN	219	OWSLEY	64	WOLFE	106
CHRISTIAN	458	HARLAN	353	LYON	47	PENDLETON	108	WOODFORD	109

# REGIONAL DATA

This map represents the number of Medicaid renewals terminated in each Kentucky county in July 2024.

## July Medicaid Terminations

**Medicaid Terminations by Kentucky Counties (July 2024)**



# REGIONAL DATA

This table represents the number of Medicaid renewal terminations in each Kentucky county in July 2024.

July 2024 Kentucky Renewal Terminations

County	Terminated	County	Terminated	County	Terminated	County	Terminated	County	Terminated
ADAIR	6	CLARK	6	HARRISON	1	MADISON	14	PERRY	12
ALLEN	7	CLAY	3	HART	1	MAGOFFIN	5	PIKE	13
ANDERSON	2	CLINTON	1	HENDERSON	6	MARION	6	POWELL	4
BALLARD	4	CRITTENDEN	2	HENRY	5	MARSHALL	6	PULASKI	13
BARREN	9	CUMBERLAND	0	HICKMAN	1	MARTIN	6	ROBERTSON	0
BATH	3	DAVISS	15	HOPKINS	10	MASON	3	ROCKCASTLE	0
BELL	5	EDMONSON	4	JACKSON	3	MCCRACKEN	12	ROWAN	8
BOONE	27	ELLIOTT	2	JEFFERSON	180	MCCREARY	5	RUSSELL	4
BOURBON	3	ESTILL	4	JESSAMINE	12	MCLEAN	2	SCOTT	10
BOYD	10	FAYETTE	44	JOHNSON	2	MEADE	9	SHELBY	9
BOYLE	3	FLEMING	5	KENTON	29	MENIFEE	1	SIMPSON	4
BRACKEN	1	FLOYD	12	KNOTT	9	MERCER	3	SPENCER	1
BREATHITT	6	FRANKLIN	12	KNOX	12	METCALFE	2	TAYLOR	3
BRECKINRIDGE	4	FULTON	2	LARUE	1	MONROE	3	TODD	3
BULLITT	10	GALLATIN	2	LAUREL	7	MONTGOMERY	7	TRIGG	2
BUTLER	4	GARRARD	3	LAWRENCE	1	MORGAN	5	TRIMBLE	3
CALDWELL	7	GRANT	4	LEE	1	MUHLENBERG	5	UNION	4
CALLOWAY	12	GRAVES	11	LESLIE	2	NELSON	5	WARREN	33
CAMPBELL	10	GRAYSON	11	LETCHER	4	NICHOLAS	2	WASHINGTON	3
CARLISLE	3	GREEN	1	LEWIS	1	OHIO	6	WAYNE	7
CARROLL	2	GREENUP	5	LINCOLN	3	OLDHAM	17	WEBSTER	5
CARTER	4	HANCOCK	5	LIVINGSTON	0	OWEN	1	WHITLEY	15
CASEY	2	HARDIN	23	LOGAN	9	OWSLEY	1	WOLFE	1
CHRISTIAN	20	HARLAN	3	LYON	0	PENDLETON	4	WOODFORD	6

# CMS MONTHLY REPORT DATA

Additional metrics are included in the monthly report to CMS. The following table highlights key information regarding the renewals due during the July Reporting Period. The full report can be accessed at <https://medicaidunwinding.ky.gov>.

## Approvals Breakdown

- 32,036 were renewed on an *ex parte* basis
- 3,255 were approved through completing a pre-populated form

## Terminations Breakdown

- 907 were determined ineligible for Medicaid
- 53 were terminated for procedural reasons (i.e., failure to respond)

## Pending Cases Breakdown

- 3,496 were extended due to flexibilities and strategies
- 0 cases are pending document processing