


For more information, please find archived Flu Reports at:  
<https://chfs.ky.gov/agencies/dph/dehp/Pages/influenza.aspx>.

To find where you can get your flu shot: <https://www.vaccines.gov/find-vaccines/>.

Number of New Confirmed* Cases Reported this Week	<b>159</b>	<ul style="list-style-type: none"> <li><span style="color: blue;">●</span> No Activity</li> <li><span style="color: green;">●</span> Sporadic</li> <li><span style="color: yellow;">●</span> Local</li> <li><span style="color: orange;">●</span> Regional</li> <li><span style="color: red;">●</span> Widespread</li> </ul>	<p style="text-align: center;"><b>Current Influenza Activity Level:</b> <b>Regional</b></p> 
Number of Confirmed Cases for 2022-2023 Influenza	<b>41,883</b>		

**\*Confirmed:** Laboratory confirmed influenza cases are determined using the following test methods: RT-PCR, nucleic acid detection or viral culture. Laboratory-confirmed cases are reportable in Kentucky. (Please note that positive results using rapid influenza antigen tests are not included in this report).

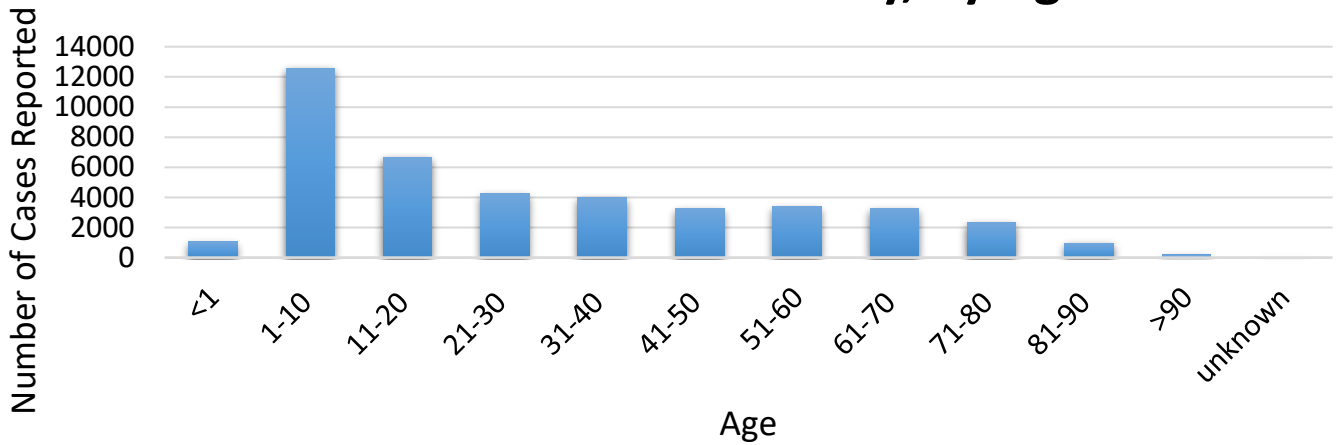
**Influenza-like Illness (ILI) Case Definition:** Fever (temperature of 100°F [37.8°C] or higher) and a cough and /or a sore throat.

**Regional:** Outbreaks of influenza or increases in ILI and recent laboratory confirmed influenza in at least two, but less than half the regions of the state with recent laboratory evidence of influenza in those regions.

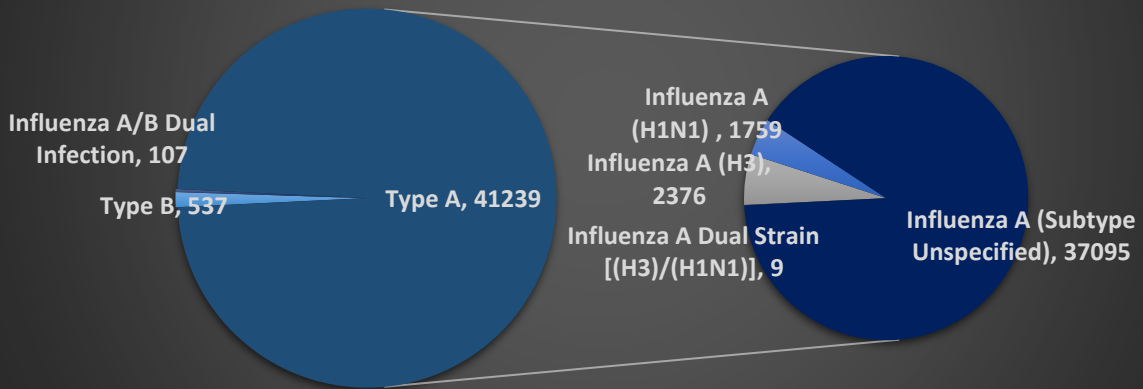
Total Deaths Reported for 2022-2023 Influenza Season	
Under 18 Years	18 Years and Older
8	127

Total number of those deaths due to Flu and COVID-19 coinfection	
Under 18 Years	18 Years and Older
0	5

## 2022-2023 Total Laboratory Confirmed Influenza Cases in Kentucky, by Age



## Total 2022-2023 Influenza Virus Types Reported in Kentucky



### Number of Regions with Increased ILI Activity for 2022-2023 Influenza Season

MMWR Week 06	Season Total
3 of 16 Regions	16 of 16 Regions

### Number of Regions with Confirmed Flu Cases for 2022-2023 Influenza Season

MMWR Week 06	Season Total
15 of 16 Regions	16 of 16 Regions

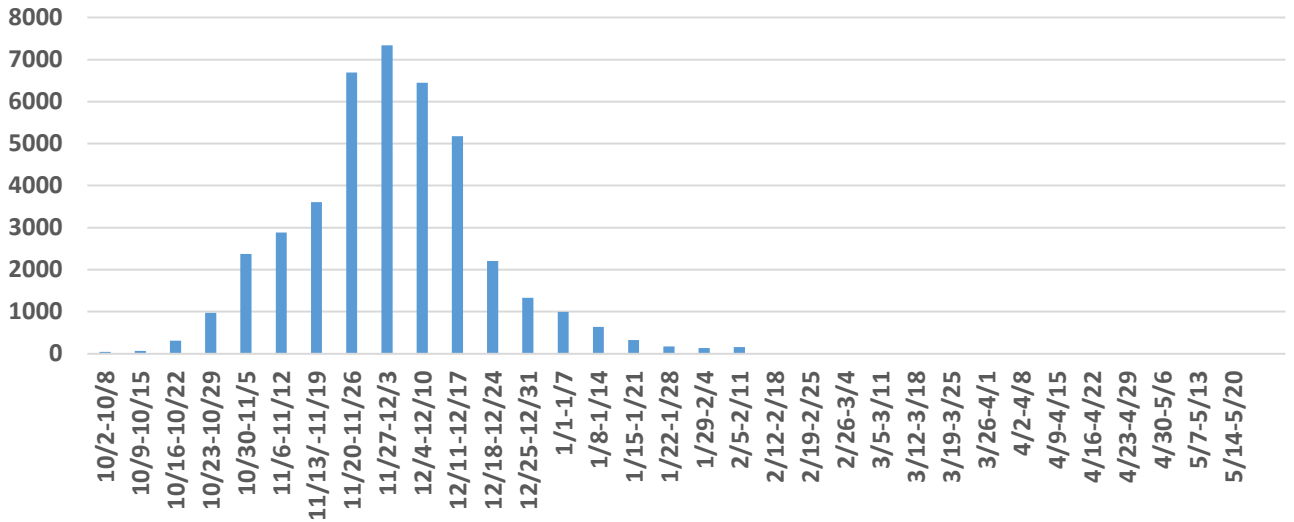
### Number of Long-Term Care Facility Outbreaks for 2022-2023 Influenza Season

MMWR Week 06	Season Total
1 of 16 Regions	68 Outbreaks

**NOTE:** Regions represent Kentucky's Department for Public Health epidemiologist territories.



## 2022-2023 Total Laboratory Confirmed Flu Cases



## 2022 - 2023 Kentucky Influenza Season Total Influenza Cases: Lab Confirmed MMWR Weeks 40-06

Total Confirmed Influenza Cases (n=41,883)



Cabinet for Health and Family Services  
Kentucky Immunization Program  
February 17, 2023

# MMWR Week 06: Total Confirmed\* Influenza Cases by County

County	MMWR Week 06	2022-2023 Season Total
Adair	0	78
Allen	0	604
Anderson	0	39
Ballard	0	34
Barren	3	1023
Bath	0	67
Bell	0	235
Boone	1	1377
Bourbon	0	81
Boyd	2	425
Boyle	1	134
Bracken	0	27
Breathitt	1	196
Breckinridge	0	138
Bullitt	3	423
Butler	0	62
Caldwell	0	27
Calloway	0	28
Campbell	3	823
Carlisle	0	30
Carroll	0	41
Carter	0	220
Casey	0	25
Christian	0	32
Clark	0	244
Clay	0	29
Clinton	0	85
Crittenden	0	36
Cumberland	0	14
Daviess	1	680
Edmonson	0	38
Elliott	1	56
Estill	0	26
Fayette	16	3335
Fleming	0	26
Floyd	16	780
Franklin	5	135
Fulton	0	50
Gallatin	2	77
Garrard	3	69

County	MMWR Week 06	2022-2023 Season Total
Grant	0	592
Graves	0	492
Grayson	1	20
Green	0	19
Greenup	0	121
Hancock	0	49
Hardin	1	269
Harlan	0	557
Harrison	0	198
Hart	0	265
Henderson	1	135
Henry	1	167
Hickman	0	31
Hopkins	0	606
Jackson	0	83
Jefferson	42	10922
Jessamine	1	595
Johnson	0	161
Kenton	1	2137
Knott	0	194
Knox	0	366
Larue	2	38
Laurel	2	535
Lawrence	1	40
Lee	0	42
Leslie	0	229
Letcher	0	334
Lewis	0	27
Lincoln	9	113
Livingston	0	80
Logan	0	153
Lyon	0	33
Madison	8	675
Magoffin	0	65
Marion	0	11
Marshall	0	228
Martin	0	23
Mason	0	15
McCracken	0	702
McCreary	0	83

County	MMWR Week 06	2022-2023 Season Total
McLean	0	72
Meade	0	30
Menifee	1	28
Mercer	2	56
Metcalfe	0	254
Monroe	1	238
Montgomery	0	228
Morgan	0	291
Muhlenberg	4	485
Nelson	0	389
Nicholas	0	32
Ohio	0	47
Oldham	1	366
Owen	0	61
Owsley	0	65
Pendleton	0	132
Perry	1	370
Pike	4	1414
Powell	0	117
Pulaski	2	92
Robertson	0	8
Rockcastle	1	42
Rowan	2	97
Russell	0	17
Scott	1	453
Shelby	1	460
Simpson	0	275
Spencer	1	132
Taylor	0	9
Todd	1	10
Trigg	0	10
Trimble	1	49
Union	0	9
Warren	6	1162
Washington	0	34
Wayne	0	24
Webster	0	139
Whitley	1	590
Wolfe	0	195
Woodford	0	147

Kentucky National Electronic Disease Surveillance System (NEDSS) and U.S. Outpatient Influenza-like Illness Surveillance Network (ILINet) Data.  
 Department for Public Health, Cabinet for Health and Family Services, Frankfort, Kentucky, [February 5, 2023 – February 11, 2023].