


For more information, please find archived Flu Reports at:
<https://chfs.ky.gov/agencies/dph/dehp/Pages/influenza.aspx>.

To find where you can get your flu shot: <https://www.vaccines.gov/find-vaccines/>.

Number of New Confirmed* Cases Reported this Week	64	<ul style="list-style-type: none"> ● No Activity ● Sporadic ● Local ● Regional ● Widespread 	<p>Current Influenza Activity Level:</p> <p>Regional</p> 
Number of Confirmed Cases for 2022-2023 Influenza	106		

***Confirmed:** Laboratory confirmed influenza cases are determined using the following test methods: RT-PCR, nucleic acid detection or viral culture. Laboratory-confirmed cases are reportable in Kentucky. (Please note that positive results using rapid influenza antigen tests are not included in this report).

Influenza-like Illness (ILI) Case Definition: Fever (temperature of 100°F [37.8°C] or higher) and a cough and /or a sore throat.

Regional: Outbreaks of influenza or increases in ILI and recent laboratory confirmed influenza in at least two, but less than half the regions of the state with recent laboratory evidence of influenza in those regions.

Total Deaths Reported for 2022-2023 Influenza Season

Under 18 Years	18 Years and Older
----------------	--------------------

0

0

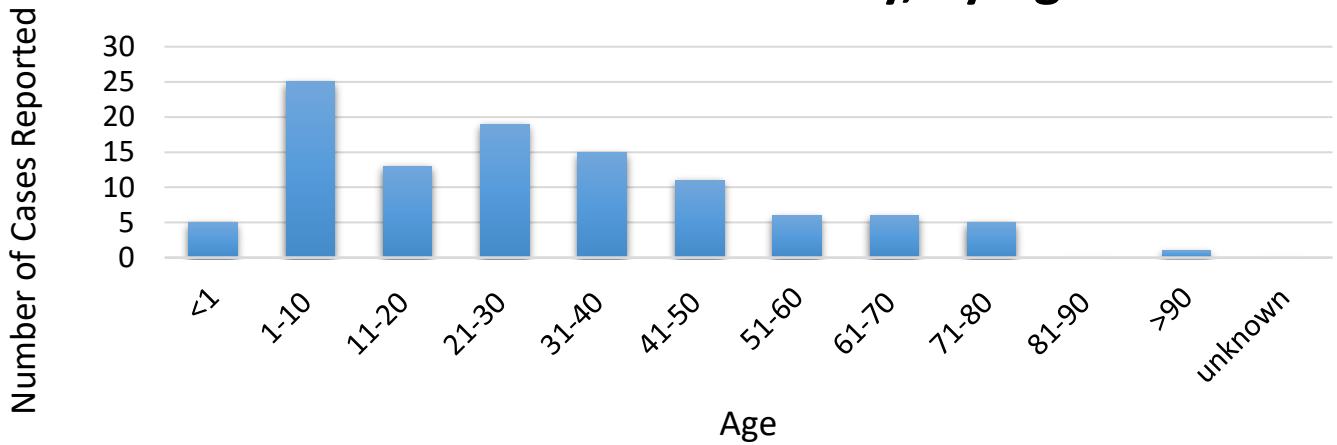
Total number of those deaths due to Flu and COVID-19 coinfection

Under 18 Years	18 Years and Older
----------------	--------------------

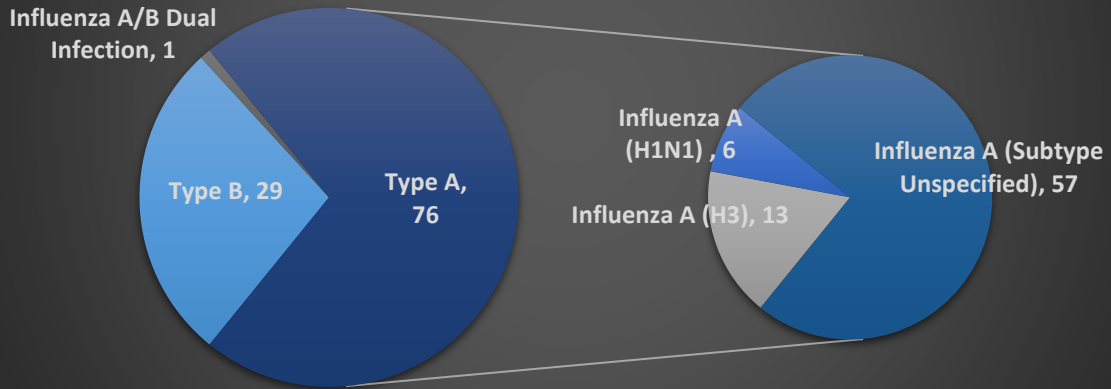
0

0

2022-2023 Total Laboratory Confirmed Influenza Cases in Kentucky, by Age



Total 2022-2023 Influenza Virus Types Reported in Kentucky



Number of Regions with Increased ILI Activity for 2022-2023 Influenza Season

MMWR Week 41	Season Total
2 of 16 Regions	2 of 16 Regions

Number of Regions with Confirmed Flu Cases for 2022-2023 Influenza Season

MMWR Week 41	Season Total
11 of 16 Regions	11 of 16 Regions

NOTE: Regions represent Kentucky's Department for Public Health epidemiologist territories.

Number of Long-Term Care Facility Outbreaks for 2022-2023 Influenza Season

MMWR Week 41	Season Total
0 of 16 Regions	0 Outbreaks

MMWR Week 41: Total Confirmed* Influenza Cases by County

County	MMWR Week 41	2022-2023 Season Total
Adair	0	0
Allen	2	3
Anderson	0	0
Ballard	0	0
Barren	9	12
Bath	1	1
Bell	0	0
Boone	2	3
Bourbon	0	0
Boyd	0	0
Boyle	0	0
Bracken	0	0
Breathitt	0	0
Breckinridge	0	0
Bullitt	0	1
Butler	0	0
Caldwell	0	0
Calloway	0	0
Campbell	0	0
Carlisle	0	0
Carroll	0	0
Carter	0	0
Casey	0	0
Christian	0	0
Clark	0	0
Clay	0	0
Clinton	0	0
Crittenden	0	0
Cumberland	0	0
Daviess	0	0
Edmonson	0	0
Elliott	0	0
Estill	0	0
Fayette	0	0
Fleming	0	0
Floyd	2	2
Franklin	0	0
Fulton	0	0
Gallatin	0	1
Garrard	0	0

County	MMWR Week 41	2022-2023 Season Total
Grant	0	0
Graves	0	0
Grayson	0	0
Green	0	0
Greenup	0	0
Hancock	0	0
Hardin	1	1
Harlan	0	0
Harrison	0	0
Hart	0	3
Henderson	0	0
Henry	0	0
Hickman	0	0
Hopkins	0	0
Jackson	0	0
Jefferson	17	26
Jessamine	0	0
Johnson	0	0
Kenton	1	2
Knott	0	0
Knox	1	1
Larue	0	0
Laurel	0	0
Lawrence	0	0
Lee	0	0
Leslie	0	0
Letcher	0	0
Lewis	0	0
Lincoln	0	0
Livingston	0	0
Logan	0	0
Lyon	0	0
Madison	1	1
Magoffin	1	1
Marion	0	0
Marshall	0	0
Martin	0	0
Mason	0	0
McCracken	0	0
McCreary	0	0

County	MMWR Week 41	2022-2023 Season Total
McLean	0	0
Meade	0	0
Menifee	1	1
Mercer	0	0
Metcalfe	4	7
Monroe	1	2
Montgomery	2	2
Morgan	0	0
Muhlenberg	0	0
Nelson	0	0
Nicholas	0	0
Ohio	0	0
Oldham	0	0
Owen	1	2
Owsley	0	0
Pendleton	0	1
Perry	0	0
Pike	2	5
Powell	0	1
Pulaski	0	0
Robertson	0	0
Rockcastle	0	0
Rowan	2	2
Russell	1	1
Scott	1	2
Shelby	3	3
Simpson	0	2
Spencer	0	1
Taylor	0	0
Todd	0	0
Trigg	0	0
Trimble	0	0
Union	0	0
Warren	8	15
Washington	0	0
Wayne	0	0
Webster	0	0
Whitley	0	0
Wolfe	0	0
Woodford	0	1

Kentucky National Electronic Disease Surveillance System (NEDSS) and U.S. Outpatient Influenza-like Illness Surveillance Network (ILINet) Data.
 Department for Public Health, Cabinet for Health and Family Services, Frankfort, Kentucky, [October 9, 2022 – October 15, 2022].