


For more information, please find archived Flu Reports at:

<https://chfs.ky.gov/agencies/dph/dehp/Pages/influenza.aspx>.

To find where you can get your flu shot: <https://www.vaccines.gov/find-vaccines/>.

Number of New Confirmed* Cases Reported this Week	6,240	<ul style="list-style-type: none"> ● No Activity ● Sporadic ● Local ● Regional ● Widespread 	<p>Current Influenza Activity Level: Widespread</p> 
Number of Confirmed Cases for 2022-2023 Influenza	29,341		

***Confirmed:** Laboratory confirmed influenza cases are determined using the following test methods: RT-PCR, nucleic acid detection or viral culture. Laboratory-confirmed cases are reportable in Kentucky. (Please note that positive results using rapid influenza antigen tests are not included in this report).

Influenza-like Illness (ILI) Case Definition: Fever (temperature of 100°F [37.8°C] or higher) and a cough and /or a sore throat.

Widespread: Outbreaks of influenza or increases in ILI cases and recent laboratory-confirmed influenza in at least half the regions of the state with recent laboratory evidence of influenza in the state.

Total Deaths Reported for 2022-2023 Influenza Season

Under 18 Years	18 Years and Older
----------------	--------------------

3

54

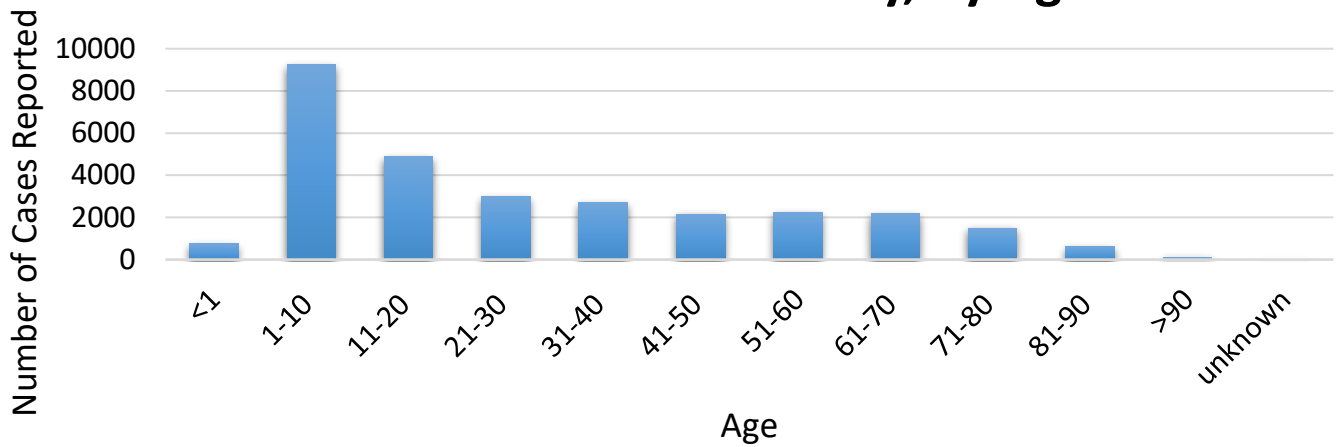
Total number of those deaths due to Flu and COVID-19 coinfection

Under 18 Years	18 Years and Older
----------------	--------------------

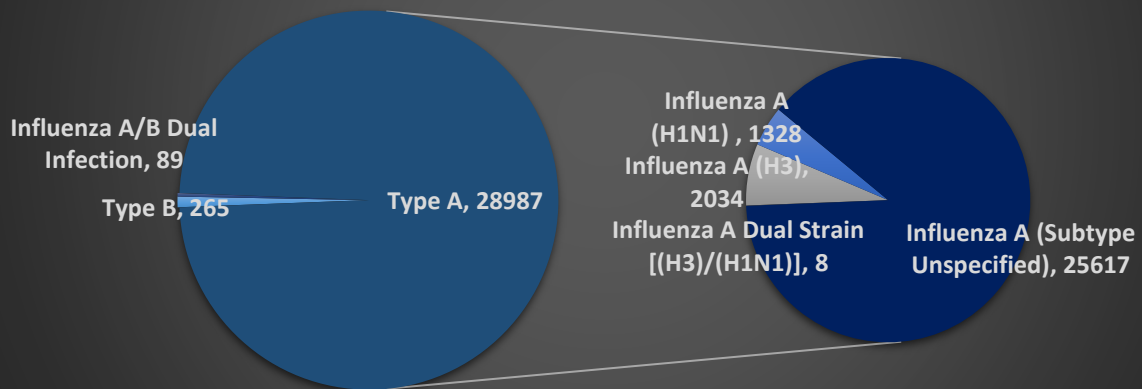
0

1

2022-2023 Total Laboratory Confirmed Influenza Cases in Kentucky, by Age



Total 2022-2023 Influenza Virus Types Reported in Kentucky



Number of Regions with Increased ILI Activity for 2022-2023 Influenza Season

MMWR Week 49	Season Total
2 of 16 Regions	16 of 16 Regions

Number of Regions with Confirmed Flu Cases for 2022-2023 Influenza Season

MMWR Week 49	Season Total
16 of 16 Regions	16 of 16 Regions

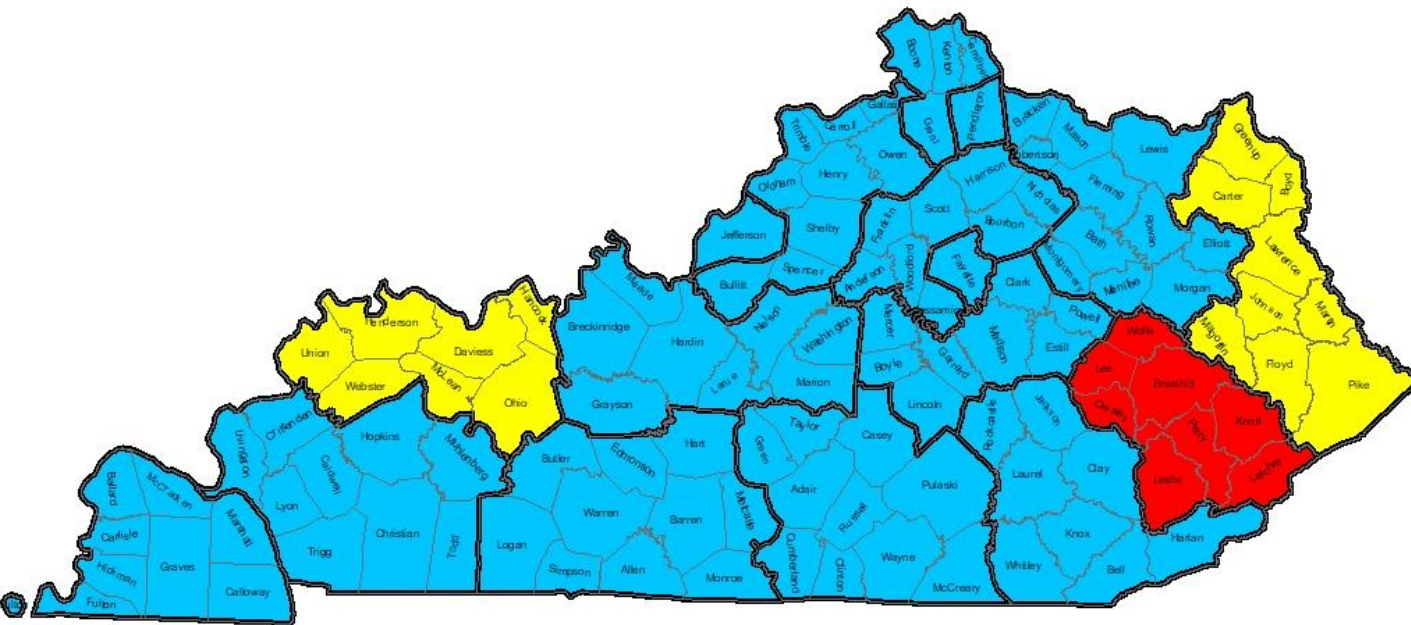
Number of Long-Term Care Facility Outbreaks for 2022-2023 Influenza Season

MMWR Week 49	Season Total
10 of 16 Regions	50 Outbreaks

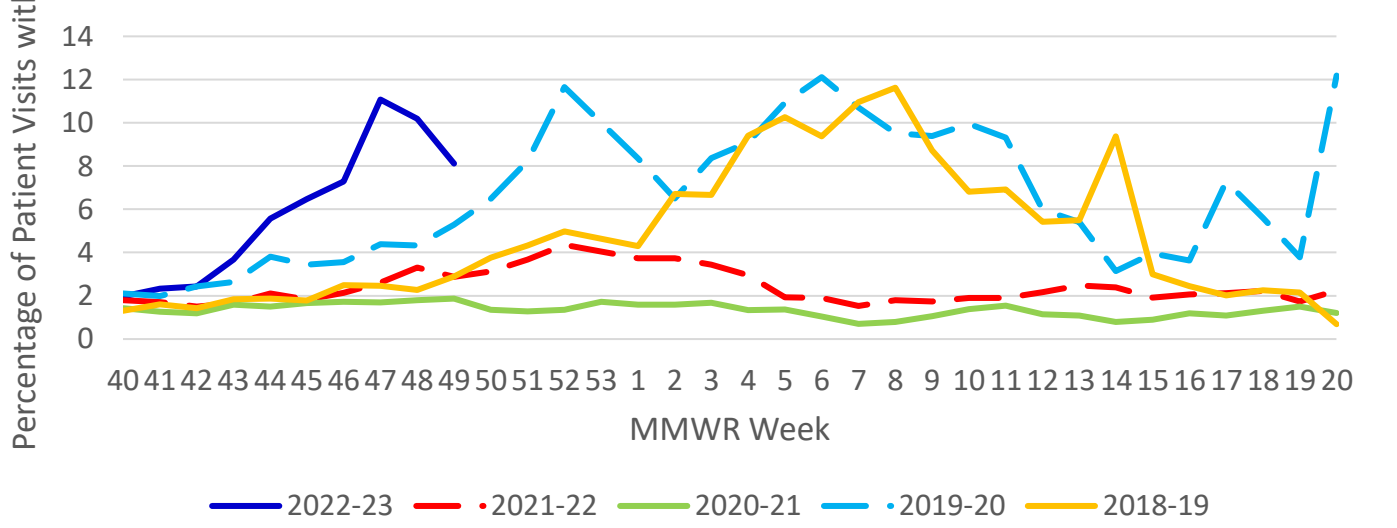
NOTE: Regions represent Kentucky's Department for Public Health epidemiologist territories.

County Flu Activity – MMWR WK 49

- Unknown – no activity reported
- Decreasing – less activity than previous week
- Plateau – no change in activity since previous week
- Increasing – more activity than previous week



Percentage of Patient Visits with ILI in Kentucky by MMWR Week Reported by ILINet Providers Statewide



MMWR Week 49: Total Confirmed* Influenza Cases by County

County	MMWR Week 49	2022-2023 Season Total
Adair	7	58
Allen	45	557
Anderson	6	21
Ballard	0	31
Barren	169	781
Bath	3	49
Bell	36	193
Boone	413	1040
Bourbon	7	39
Boyd	109	204
Boyle	3	83
Bracken	4	17
Breathitt	6	176
Breckinridge	66	101
Bullitt	29	163
Butler	8	47
Caldwell	1	27
Calloway	1	25
Campbell	220	567
Carlisle	2	24
Carroll	7	34
Carter	53	105
Casey	1	15
Christian	2	30
Clark	11	212
Clay	3	18
Clinton	9	72
Crittenden	3	35
Cumberland	3	12
Daviess	171	459
Edmonson	5	30
Elliott	18	32
Estill	5	23
Fayette	276	1563
Fleming	2	15
Floyd	184	497
Franklin	10	50
Fulton	0	32
Gallatin	17	63
Garrard	13	40

County	MMWR Week 49	2022-2023 Season Total
Grant	162	398
Graves	5	400
Grayson	0	12
Green	6	16
Greenup	34	73
Hancock	11	33
Hardin	17	79
Harlan	95	421
Harrison	28	129
Hart	55	196
Henderson	22	96
Henry	29	111
Hickman	1	20
Hopkins	70	516
Jackson	7	47
Jefferson	1170	7730
Jessamine	37	366
Johnson	35	96
Kenton	573	1587
Knott	66	142
Knox	39	289
Larue	8	15
Laurel	95	440
Lawrence	6	20
Lee	1	31
Leslie	89	117
Letcher	87	249
Lewis	2	14
Lincoln	4	80
Livingston	5	72
Logan	28	116
Lyon	4	29
Madison	71	505
Magoffin	14	55
Marion	2	7
Marshall	9	190
Martin	2	15
Mason	2	11
McCracken	42	587
McCreary	10	64

County	MMWR Week 49	2022-2023 Season Total
McLean	20	58
Meade	3	17
Menifee	0	20
Mercer	2	36
Metcalfe	36	188
Monroe	41	190
Montgomery	15	203
Morgan	48	170
Muhlenberg	100	398
Nelson	75	315
Nicholas	5	21
Ohio	8	32
Oldham	42	193
Owen	4	47
Owsley	0	61
Pendleton	19	85
Perry	116	238
Pike	318	1071
Powell	7	107
Pulaski	11	61
Robertson	1	7
Rockcastle	6	35
Rowan	1	55
Russell	2	17
Scott	98	311
Shelby	58	282
Simpson	23	245
Spencer	14	69
Taylor	1	7
Todd	0	7
Trigg	2	8
Trimble	6	24
Union	2	6
Warren	122	985
Washington	4	26
Wayne	3	22
Webster	20	119
Whitley	111	467
Wolfe	9	185
Woodford	16	39

Kentucky National Electronic Disease Surveillance System (NEDSS) and U.S. Outpatient Influenza-like Illness Surveillance Network (ILINet) Data.
 Department for Public Health, Cabinet for Health and Family Services, Frankfort, Kentucky, [December 4, 2022 – December 10, 2022].