


For more information, please find archived Flu Reports at:
<https://chfs.ky.gov/agencies/dph/dehp/Pages/influenza.aspx>.

To find where you can get your flu shot: <https://www.vaccines.gov/find-vaccines/>.

Number of New Confirmed* Cases Reported this Week	2,132	<ul style="list-style-type: none"> ● No Activity ● Sporadic ● Local ● Regional ● Widespread 	<p style="text-align: center;">Current Influenza Activity Level: Regional</p> 
Number of Confirmed Cases for 2022-2023 Influenza	36,518		

***Confirmed:** Laboratory confirmed influenza cases are determined using the following test methods: RT-PCR, nucleic acid detection or viral culture. Laboratory-confirmed cases are reportable in Kentucky. (Please note that positive results using rapid influenza antigen tests are not included in this report).

Influenza-like Illness (ILI) Case Definition: Fever (temperature of 100°F [37.8°C] or higher) and a cough and /or a sore throat.

Regional: Outbreaks of influenza or increases in ILI and recent laboratory confirmed influenza in at least two, but less than half the regions of the state with recent laboratory evidence of influenza in those regions.

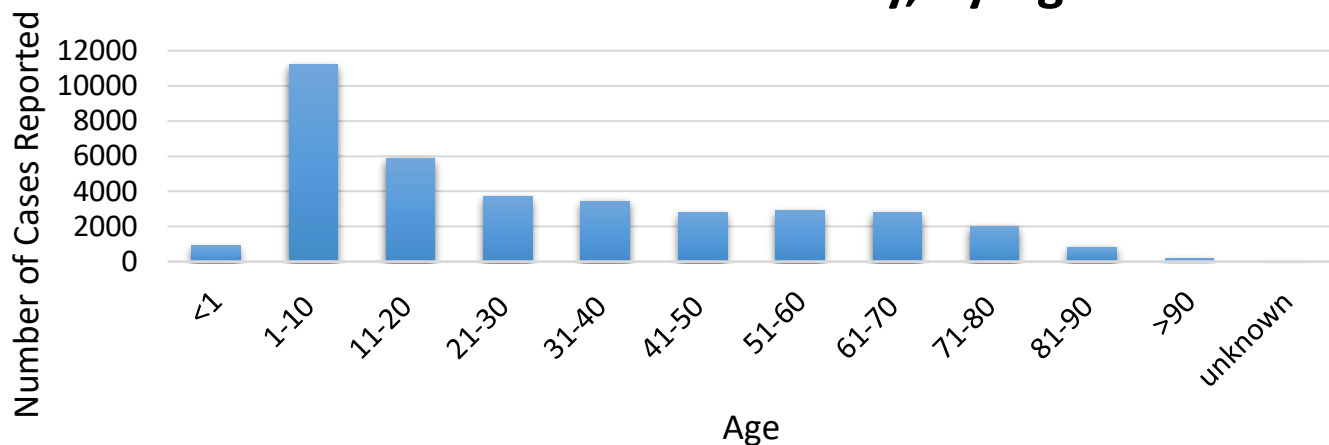
Total Deaths Reported for 2022-2023 Influenza Season

Under 18 Years	18 Years and Older
8	90

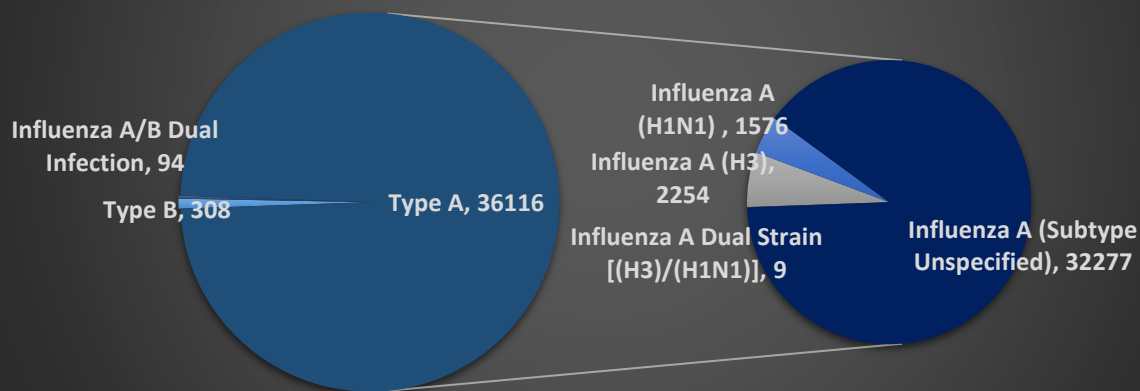
Total number of those deaths due to Flu and COVID-19 coinfection

Under 18 Years	18 Years and Older
0	3

2022-2023 Total Laboratory Confirmed Influenza Cases in Kentucky, by Age



Total 2022-2023 Influenza Virus Types Reported in Kentucky



Number of Regions with Increased ILI Activity for 2022-2023 Influenza Season

MMWR Week 51

2 of 16 Regions

Season Total

16 of 16 Regions

Number of Regions with Confirmed Flu Cases for 2022-2023 Influenza Season

MMWR Week 51

16 of 16 Regions

Season Total

16 of 16 Regions

Number of Long-Term Care Facility Outbreaks for 2022-2023 Influenza Season

MMWR Week 51

1 of 16 Regions

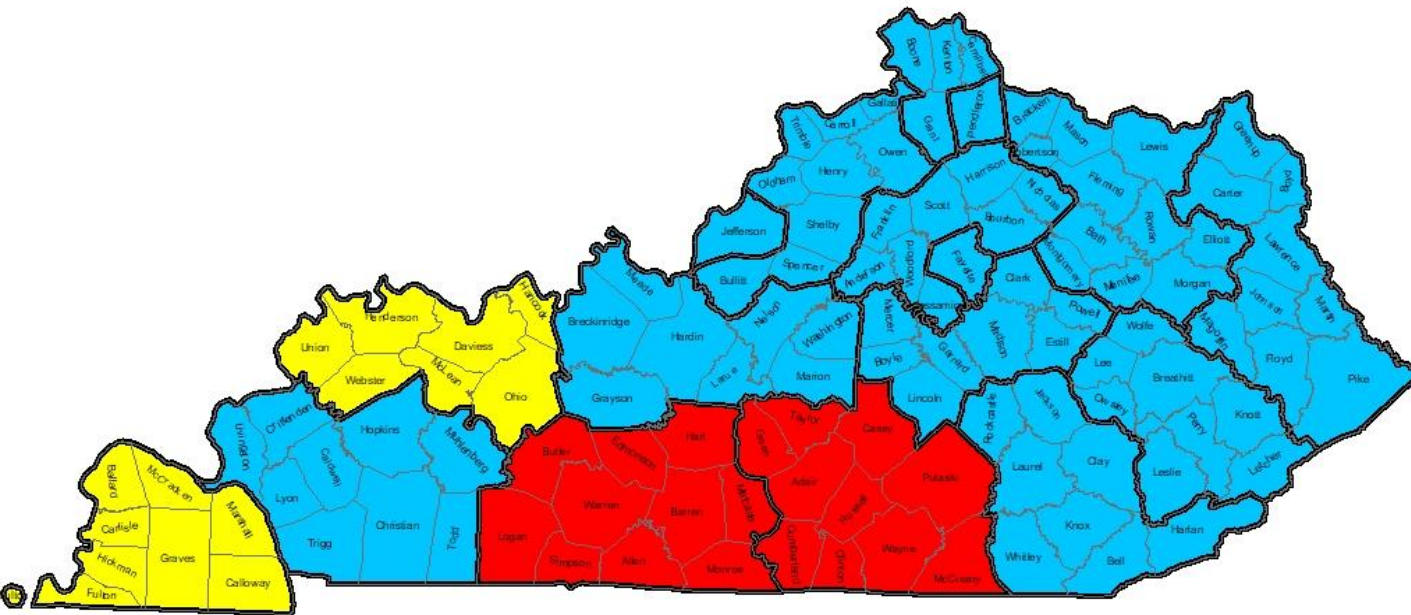
Season Total

60 Outbreaks

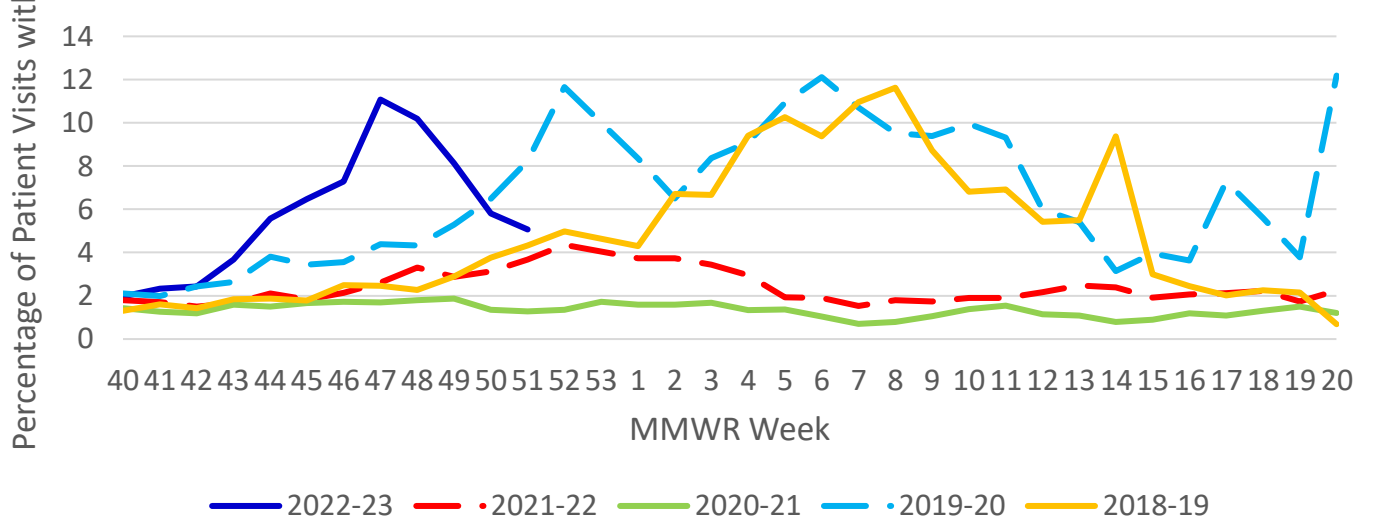
NOTE: Regions represent Kentucky's Department for Public Health epidemiologist territories.

County Flu Activity – MMWR WK 51

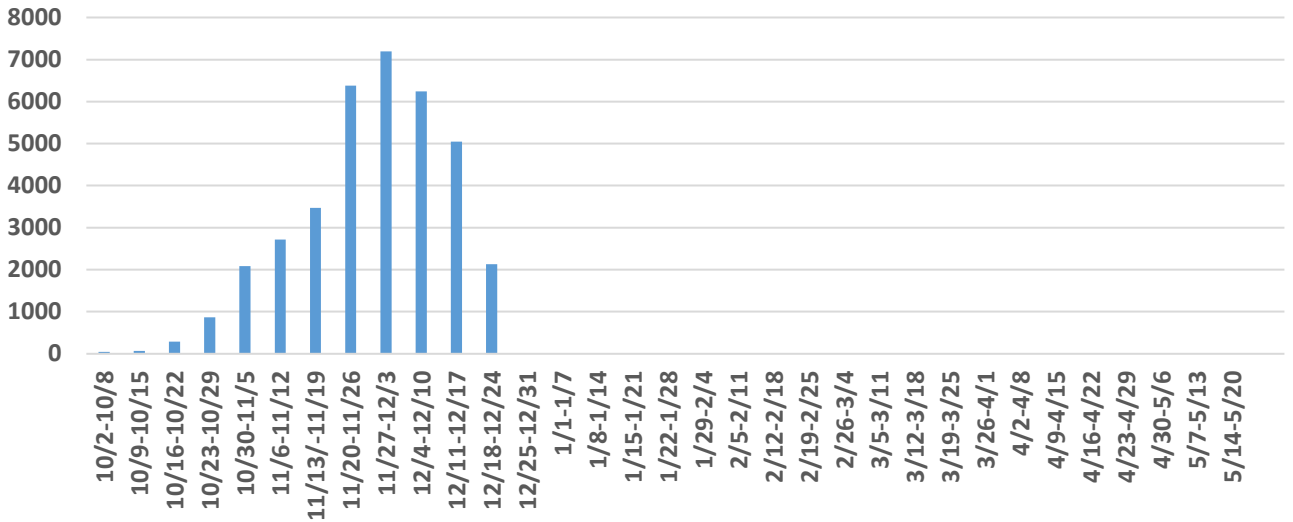
- Unknown – no activity reported
- Decreasing – less activity than previous week
- Plateau – no change in activity since previous week
- Increasing – more activity than previous week



Percentage of Patient Visits with ILI in Kentucky by MMWR Week Reported by ILINet Providers Statewide




2022-2023 Total Laboratory Confirmed Flu Cases



2022 - 2023 Kentucky Influenza Season Total Influenza Cases: Lab Confirmed MMWR Weeks 40-51

Total Confirmed Influenza Cases (n=36,518)



Cabinet for Health and Family Services
Kentucky Immunization Program
January 5, 2023

MMWR Week 51: Total Confirmed* Influenza Cases by County

County	MMWR Week 51	2022-2023 Season Total
Adair	7	71
Allen	6	582
Anderson	0	24
Ballard	0	31
Barren	48	920
Bath	6	62
Bell	11	228
Boone	60	1258
Bourbon	2	45
Boyd	44	319
Boyle	1	121
Bracken	1	22
Breathitt	4	192
Breckinridge	11	128
Bullitt	42	354
Butler	0	58
Caldwell	0	27
Calloway	0	27
Campbell	26	715
Carlisle	1	29
Carroll	2	39
Carter	16	186
Casey	1	23
Christian	0	30
Clark	0	218
Clay	7	27
Clinton	3	79
Crittenden	0	36
Cumberland	2	14
Daviess	61	628
Edmonson	2	34
Elliott	3	51
Estill	1	25
Fayette	60	1770
Fleming	1	18
Floyd	52	685
Franklin	16	102
Fulton	4	44
Gallatin	5	70
Garrard	4	50

County	MMWR Week 51	2022-2023 Season Total
Grant	46	544
Graves	20	455
Grayson	2	19
Green	0	18
Greenup	13	103
Hancock	7	48
Hardin	51	222
Harlan	41	537
Harrison	12	180
Hart	15	232
Henderson	9	120
Henry	9	160
Hickman	3	27
Hopkins	18	580
Jackson	6	69
Jefferson	651	9959
Jessamine	22	406
Johnson	24	147
Kenton	99	1948
Knott	8	182
Knox	20	342
Larue	5	29
Laurel	20	503
Lawrence	4	31
Lee	1	41
Leslie	20	219
Letcher	18	300
Lewis	2	22
Lincoln	1	91
Livingston	1	80
Logan	6	142
Lyon	2	32
Madison	11	556
Magoffin	1	62
Marion	1	10
Marshall	5	212
Martin	3	20
Mason	0	15
McCracken	13	644
McCreary	7	75

County	MMWR Week 51	2022-2023 Season Total
McLean	2	66
Meade	3	25
Menifee	2	24
Mercer	0	40
Metcalfe	14	237
Monroe	8	215
Montgomery	4	216
Morgan	5	248
Muhlenberg	16	450
Nelson	23	368
Nicholas	3	30
Ohio	1	37
Oldham	32	315
Owen	6	58
Owsley	0	62
Pendleton	13	112
Perry	28	340
Pike	90	1329
Powell	0	113
Pulaski	6	70
Robertson	0	8
Rockcastle	0	38
Rowan	15	82
Russell	0	17
Scott	4	332
Shelby	39	428
Simpson	8	263
Spencer	17	122
Taylor	1	8
Todd	0	8
Trigg	1	10
Trimble	8	43
Union	1	8
Warren	34	1088
Washington	2	30
Wayne	1	24
Webster	5	131
Whitley	26	558
Wolfe	7	193
Woodford	0	48

Kentucky National Electronic Disease Surveillance System (NEDSS) and U.S. Outpatient Influenza-like Illness Surveillance Network (ILINet) Data.
 Department for Public Health, Cabinet for Health and Family Services, Frankfort, Kentucky, [December 18, 2022 – December 24, 2022].