

Public Health Nursing Webinar

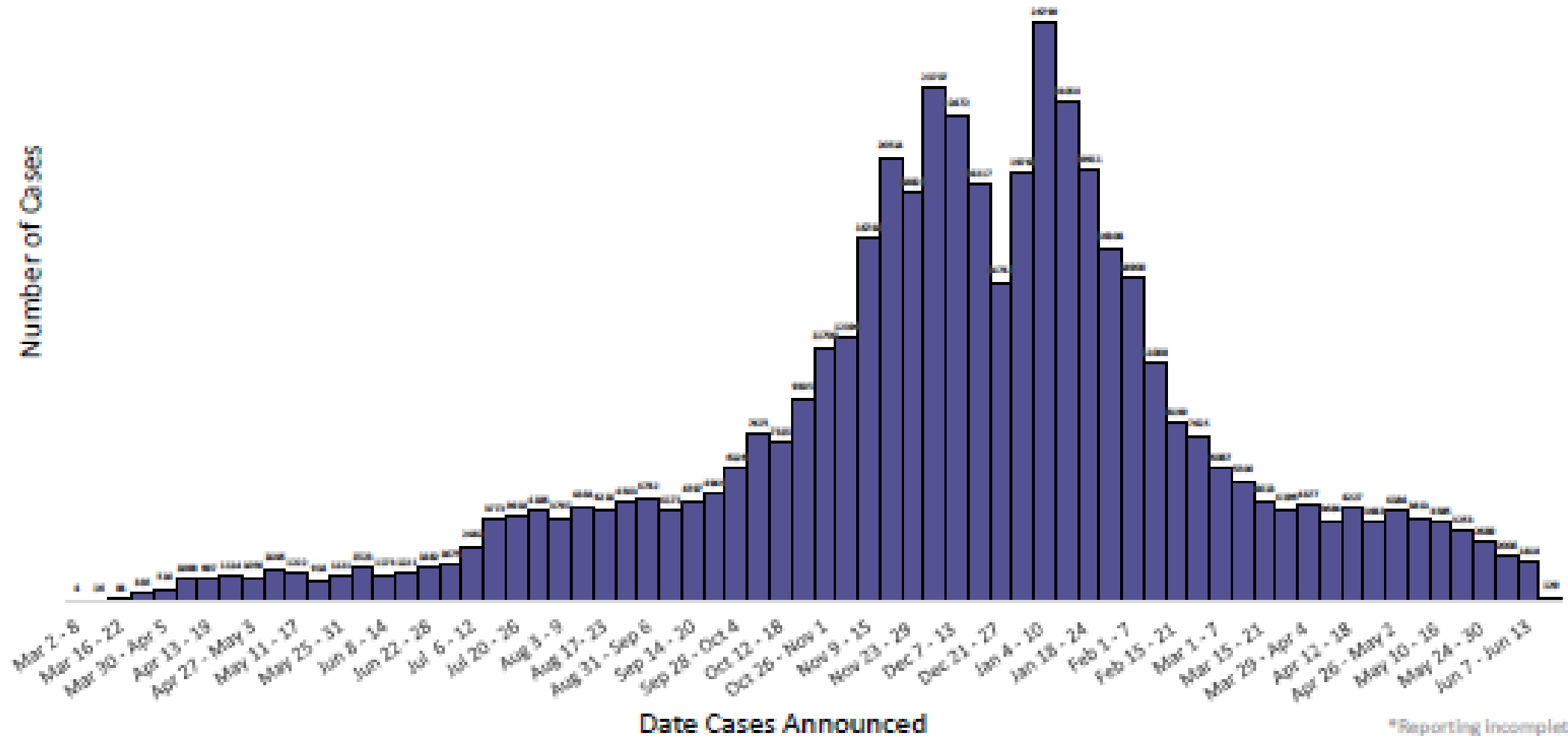
Commissioner Office Update

June 17, 2021



Kentucky Public Health
Prevent. Promote. Protect.

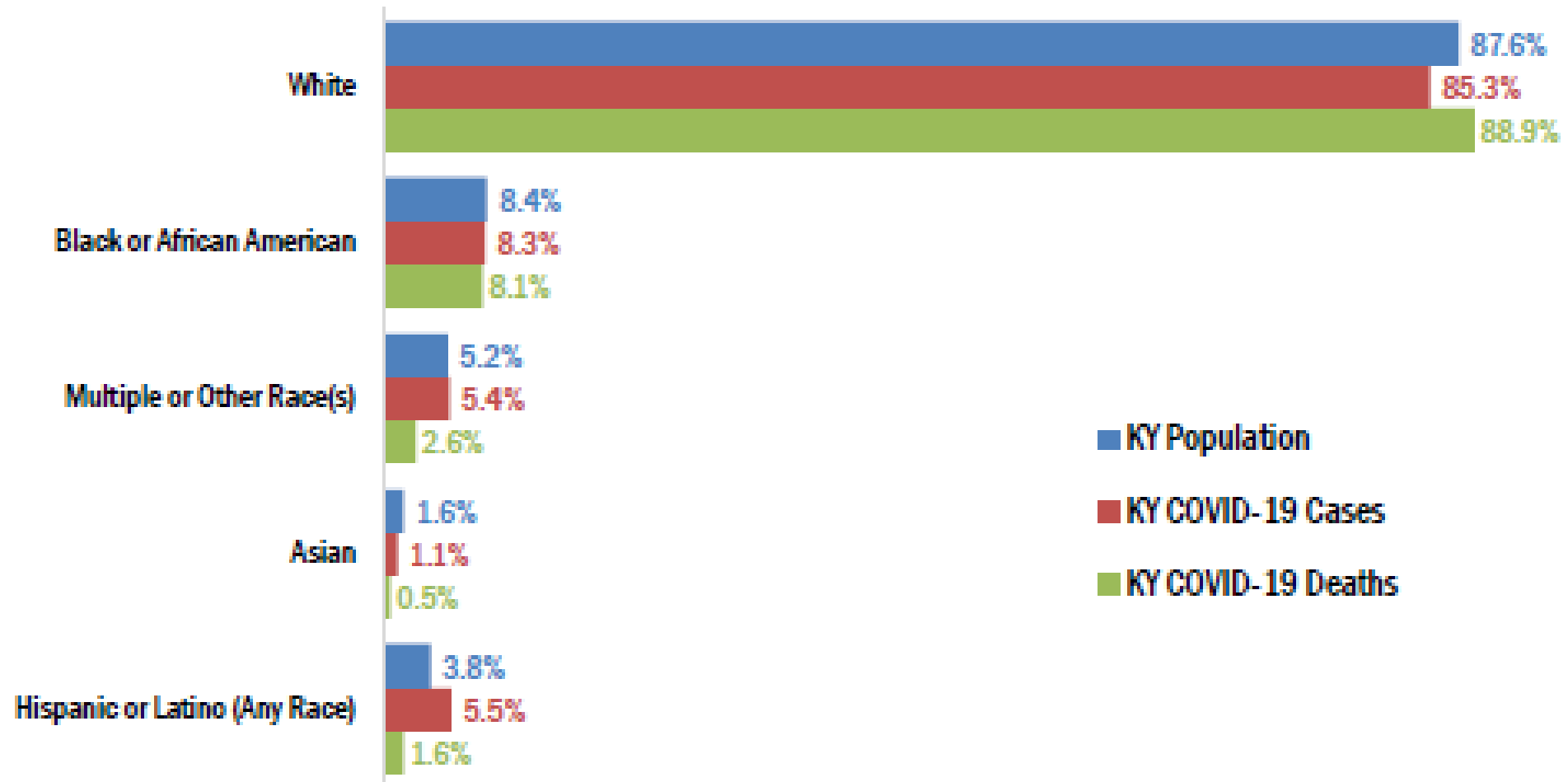
Kentucky COVID-19 New Cases by Week (n = 462,432)



Last Updated June 14, 2021

*Reporting incomplete
for current week

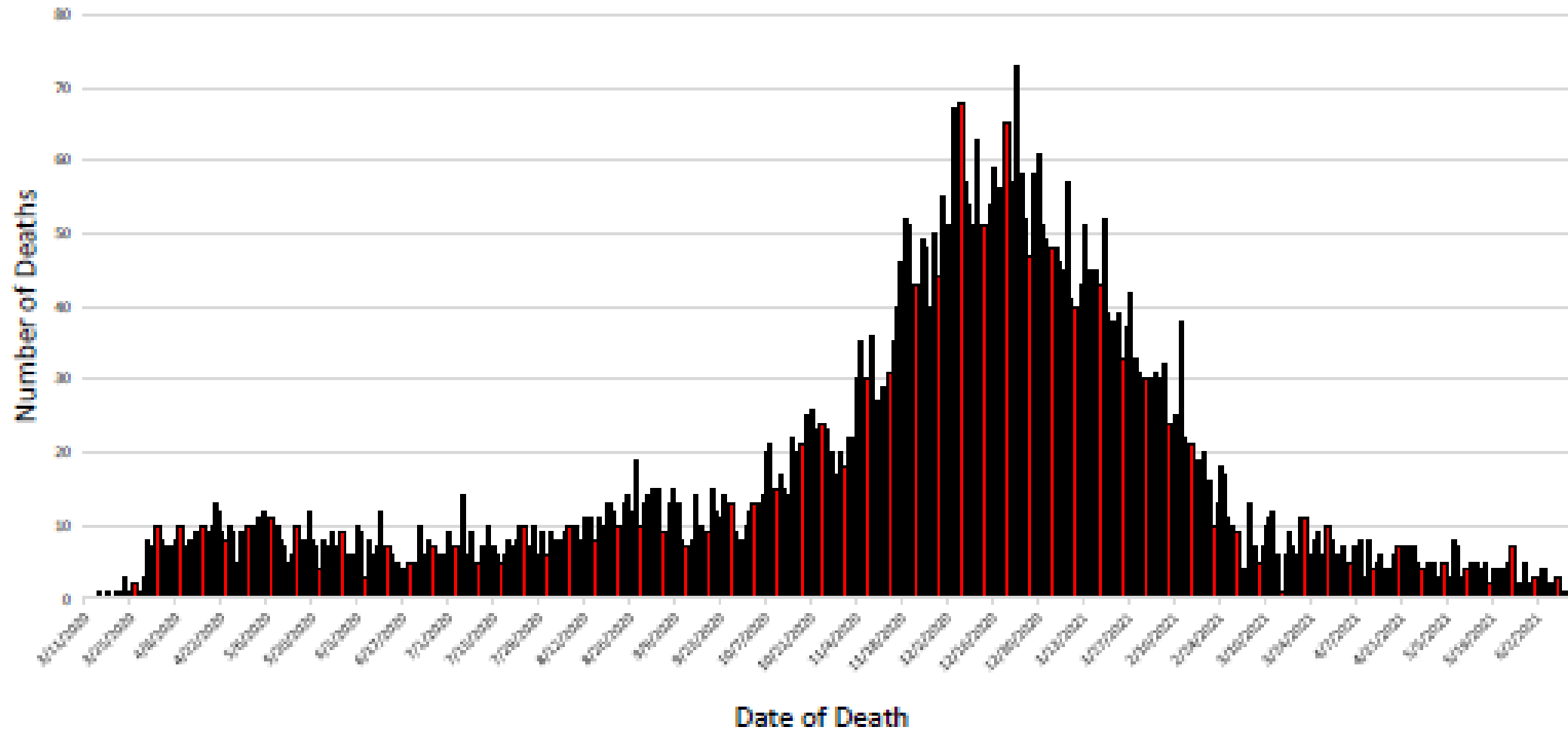
Distribution of Race/Ethnicity by KY Population, COVID-19 Cases, and COVID-19 Deaths



Excluding COVID-19 cases & deaths with missing/unknown race (n=72,354 & 323) and ethnicity (n=92,128 & 574)

Updated June 14, 2021

Kentucky COVID-19 Deaths by Reported Date of Death (n = 7,163)



Last Updated June 14, 2021

7-Day Average Daily Incidence Rate By County



COVID-19 Current Incidence Rate in Kentucky

Date of Report: 6/14/2021 (4:58 PM)



Average Daily Cases
per 100K population
(based on previous seven days)

- No Trend (< 1 per 100K)
- Consistently Typical (> 1 - 20 per 100K)
- Accelerated (> 20 - 30 per 100K)
- CRITICAL (30+ per 100K)



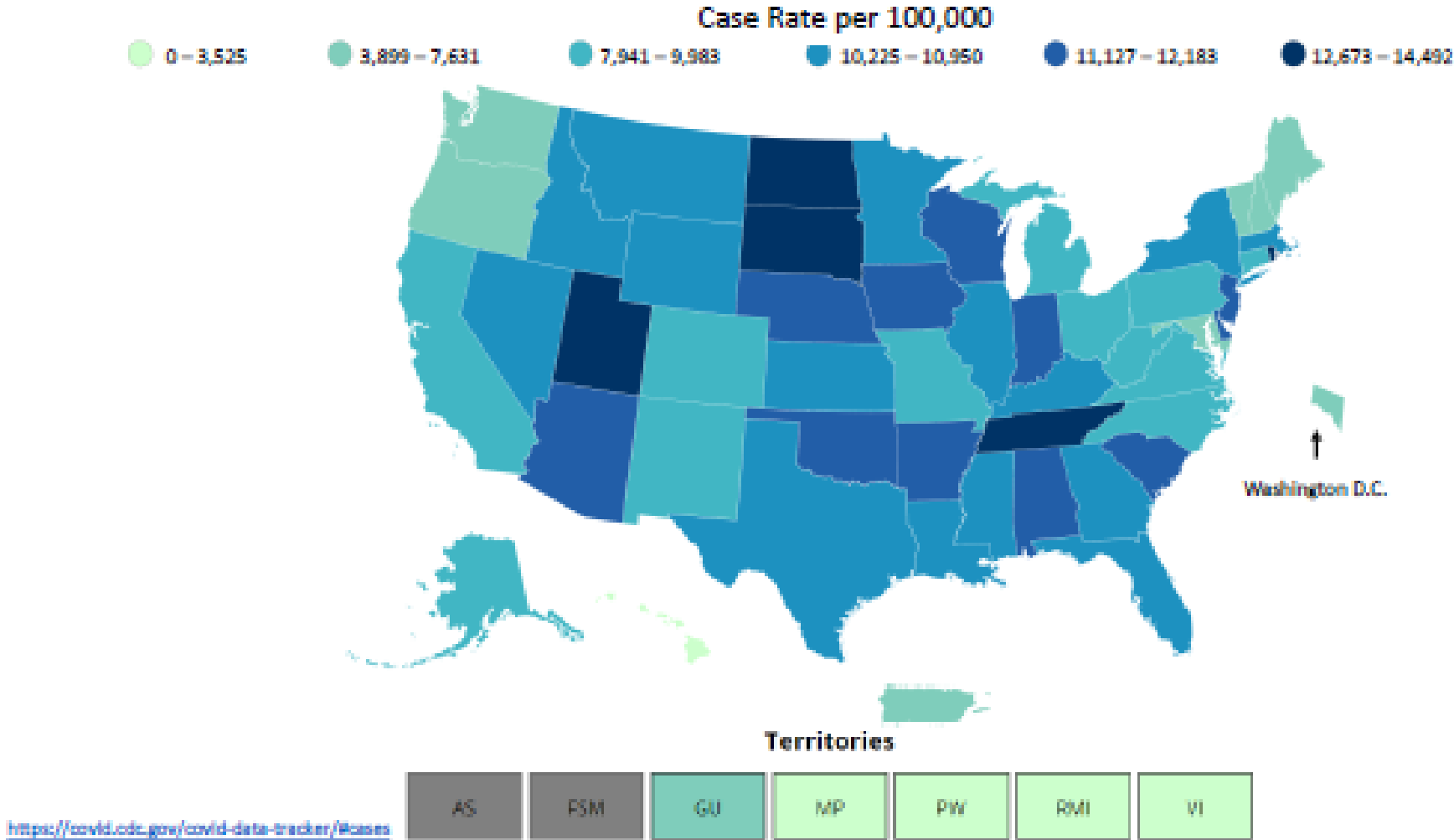
Overall Current Incidence Rate
4.86

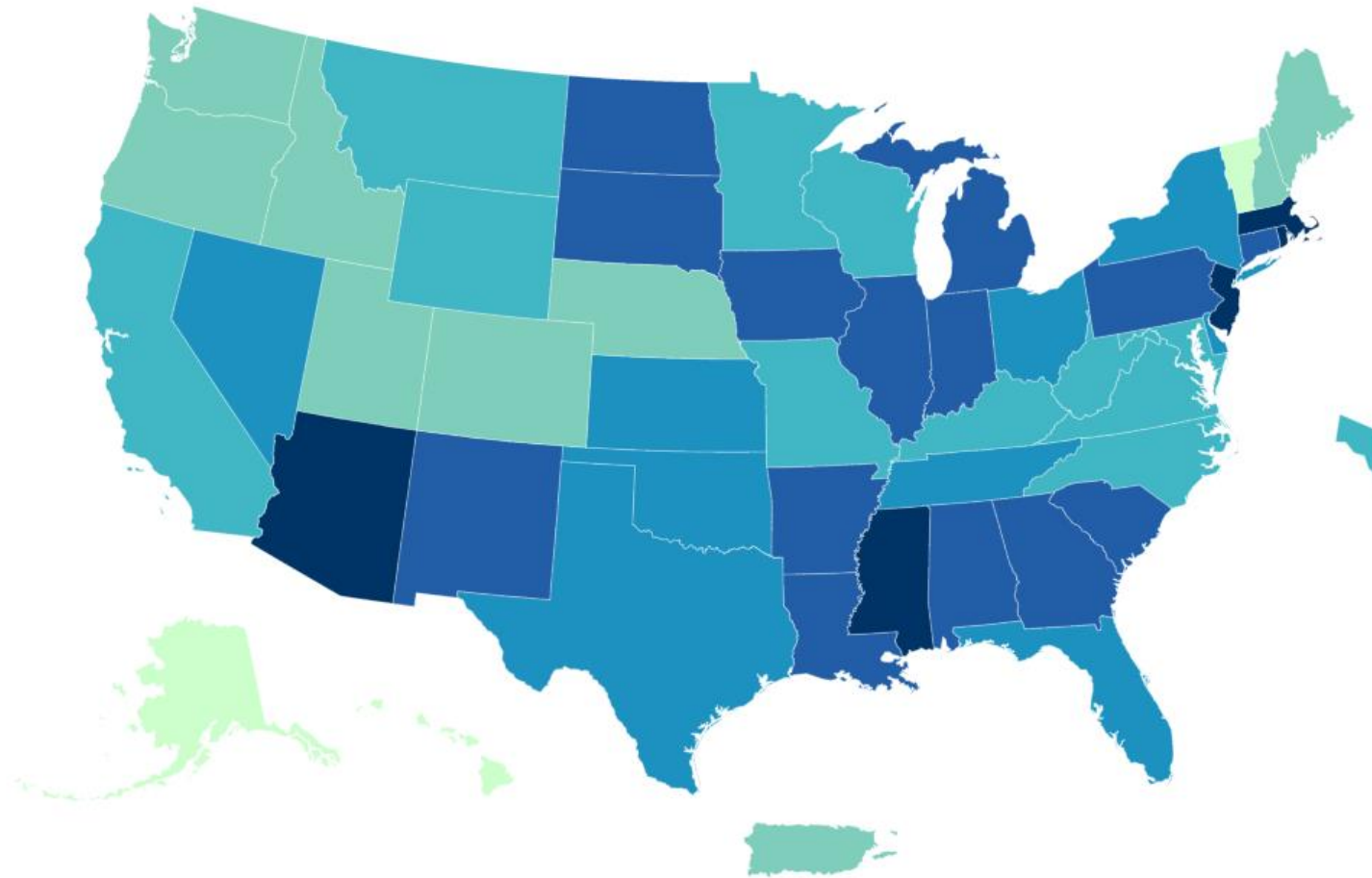
Population values from the 2019 US Census Bureau Estimates

Total number of cases used in this incidence rate 462,623 Cases

Data Source: Kentucky Department for Public Health

COVID-19 Incidence (Cases per 100,000) in the U.S., by State or Territory – June 14, 2021



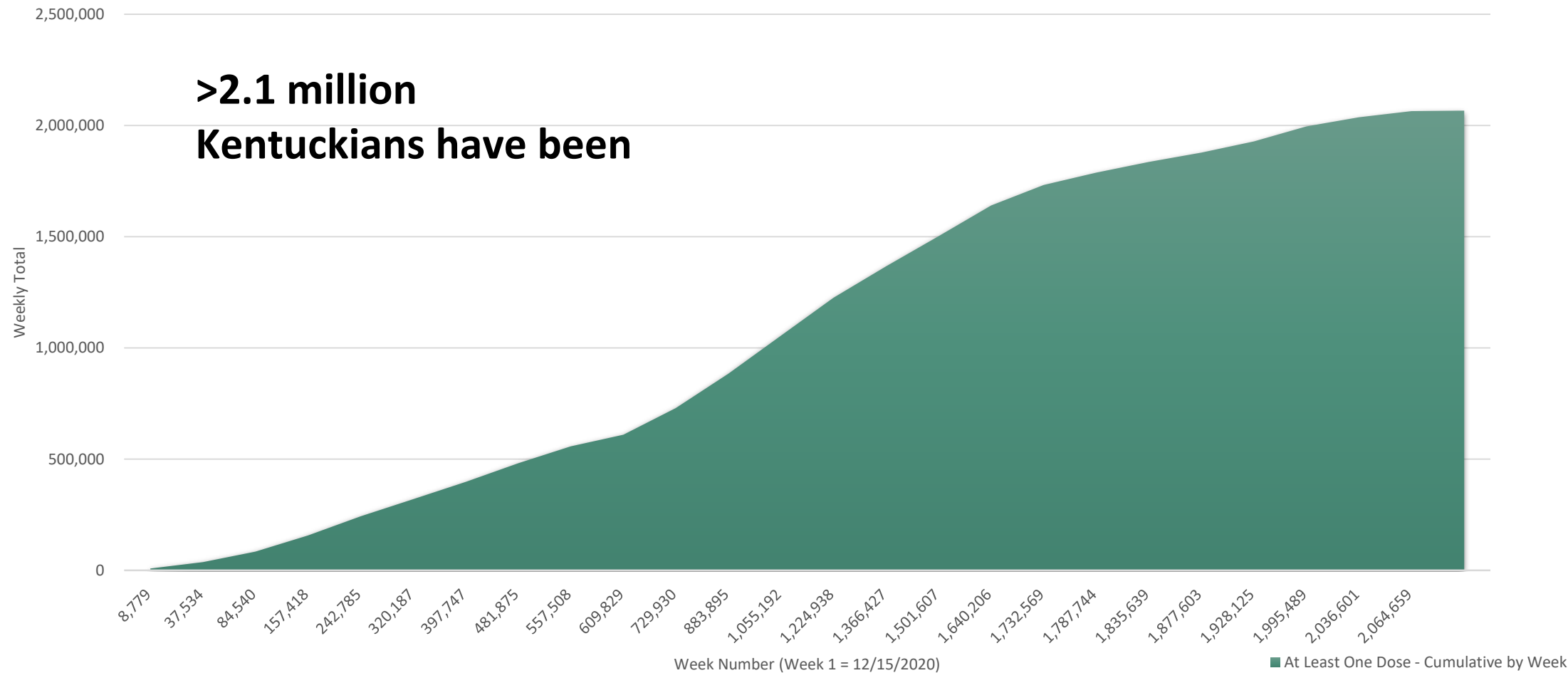


Territories

| | | | | | | |
|----|-----|----|----|----|-----|----|
| AS | FSM | GU | MP | PW | RMI | VI |
|----|-----|----|----|----|-----|----|

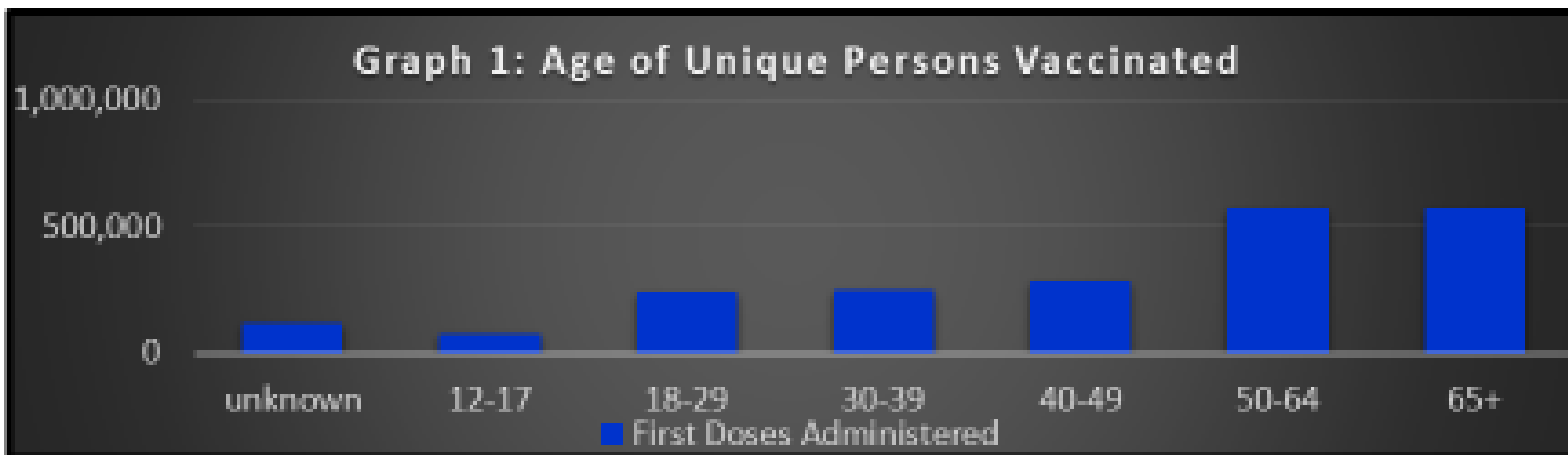
Kentuckians who have received at least one dose of COVID-19 vaccine

At Least One Dose - Cumulative by Week



| Table 5: Unique Persons Vaccinated compared to Kentucky Population by Age <i>(Updated Daily)</i> | | | |
|--|----------------------------|-------------|--------------------|
| Age Group | Unique Persons Vaccinated* | Population* | Percent Vaccinated |
| Total (12 years and Older) | 2,131,157 | N/A | N/A |
| Total (18 years and Older) | 2,011,520 | 3,428,185 | 59% |
| 12-17 Years | 71,082 | N/A | N/A |
| 18-29 Years | 238,980 | 720,004 | 33% |
| 30-39 Years | 244,310 | 556,757 | 44% |
| 40-49 Years | 277,721 | 564,104 | 49% |
| 50-64 Years | 564,906 | 895,811 | 63% |
| 65 + years | 567,314 | 691,509 | 82% |
| Unknown | 118,289 | N/A | N/A |

**Source for population data is Census 2018 to align with federal reporting. Age Group breakdown for Unique Persons Vaccinated excludes federal direct program. Unknown counts are included in 12 and older as well as 18 and older. Federal counts are included in 18 and older.*







Health Equity Branch

Who We Are

The Kentucky Department for Public Health, Office of Health Equity (OHE) addresses health disparities among racial and ethnic minorities and rural Appalachian populations. OHE receives grant support from the U.S. Department of Health and Human Services, Office of Minority Health.

OHE supports goals and evidence-based strategies of the National Partnership for Action to End Health Disparities to achieve comprehensive, sustained, community-based health equity. OHE also supports activities and services to address health disparities through partnerships with health departments, universities, nonprofit organizations and private health systems.

“Attainment of the highest level of health for all people. Achieving health equity requires valuing everyone equally with focused and ongoing societal efforts to address avoidable inequalities, historical and contemporary injustices, and the



KENTUCKY
Cabinet for Health and
Family Services

[Services](#) [Agencies](#) [News](#) [Contact Us](#)

[CHFS](#) > [Agencies](#) > [Department for Public Health](#) > [Division of Prevention and Quality Improvement](#) > [Chronic Disease Prevention Branch](#) > Community Health Worker Program

CHRONIC DISEASE PREVENTION BRANCH

Community Health Worker Program

Community Health Worker Certification

Please read each document thoroughly before beginning your application.

- [Kentucky CHW Certification Manual](#)
- [Application for Recertification](#)
- [Certification Application based on Training](#)
- [Certification application based on Experience](#)

Other Resources

- [CHW Certification and CE Training](#) Webinar Slides
- [CHW Continuing Education Training](#) Webinar Slides
- [Kentucky CHW FAQ 2020](#)

Community Health Worker Advisory Workgroup

The Community Health Worker Advisory Workgroup brings together community health workers (CHW), representatives from local health departments, federally qualified health centers, nonprofits, universities and other organizations who employ, want to employ or work with CHWs to share information and advance the CHW profession. The advisory workgroup currently has three subcommittees: certification, evaluation and curriculum.



What is 1 word that comes to mind when you hear "Trauma-Informed Care"?

042

