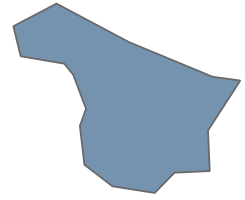


Mission of the Cabinet for Health and Family Services: To be a diverse and inclusive organization providing programs, services, and supports that protect and promote the health and well-being of all Kentuckians and their communities.



Number of Cabinet employees working in McLean County on June 30, 2024: 20

Social Services

Department for Aging and Independent Living

Aging and Disability Resource Center	217 individual(s)
Guardianship - Legal authority of individuals	4 individual(s)
Hart-Supported Living - Supporting those with disability	
Homecare - In-home services	21 individual(s)
KY Caregiver - Grandparents raising grandchildren	2 individual(s)
National Family Caregiver Support Program	4 individual(s)
Personal Care Attendant Program	1 individual(s)
Supportive Services - Individuals ages 60 and older	151 individual(s)
Title III-C - Meals provided to individuals ages 60 and older	149 individual(s) 17,318 meals
Traumatic Brain Injury Program	



Serve Kentucky manages AmeriCorps programs across the entire Commonwealth of Kentucky. 696 AmeriCorps members served 670,641 hours and earned \$2,562,242 in education awards. AmeriCorps members recruited 4,213 volunteers who provided 155,955 hours of volunteer service (valued at \$4,959,369). AmeriCorps members served 74,078 students and provided food support services to 3,344 students. Serve Kentucky also provided housing services to 465 individuals and collected 153,345 pounds of food for individuals facing food insecurity.

AmeriCorps has 4 members in McLean County.

Kentucky Transitional Assistance Program (KTAP)

Your county received \$105,149 in KTAP issuance. This has been allocated to 25 households in the past fiscal year.

On average, SNAP supported 1,065 people a month in McLean County, stretching over 456 households. Total SNAP spending in your county in fiscal year 2024: \$2,045,121



The number of locations in McLean County where SNAP was accepted: 11

Health Services

Medicaid Enrollment

(members can be enrolled at any time & for any length during the fiscal year)

There were 16 providers who served Medicaid beneficiaries in McLean County.

Traditional	2,205
Expansion	1,387
Foster Care	21
Presumptive Eligibility	5
Total Beneficiaries	3,618

Paid for Local Beneficiaries to All Kentucky Medicaid Providers	\$7,798,911
Paid to Local Medicaid Providers	\$29,082,002

Medicaid - Top 5

Top 5 are based on the number of unique Medicaid members associated with the diagnoses/medications/procedures during the fiscal year. (Fee For Service population was not included due to programmatic differences)

Adults and Seniors

TOP 5 MEDICATIONS	Methylprednisolone
	Prednisone
	Ondansetron ODT
	Vitamin D2
	Azithromycin
TOP 5 DIAGNOSIS	Encounter For General Adult Medical Examination Without Abnormal Findings (Z.. Myopia, Bilateral (H5213)
	Essential (Primary) Hypertension (I10)
	Acute Upper Respiratory Infection, Unspecified (J069)
	Other Long Term (Current) Drug Therapy (Z79899)
TOP 5 PROCEDURES	Office Outpatient Est Low 20 Min (99213)
	Office Outpatient Est Mod 30 Min (99214)
	Complete Cbc W/Auto Diff Wbc (85025)
	Comprehensive Metabolic Panel (80053)
	Routine Venipuncture (36415)

Children

In McLean County there are 1,407 children enrolled in Medicaid.

TOP 5 MEDICATIONS	Amoxicillin
	Cefdinir
	Brompheniramine-Pseudoephed-Dm
	Ondansetron ODT
	Amoxicillin-Clavulanate Potass
TOP 5 DIAGNOSES	Encounter For Routine Child Health Examination Without Abnormal Findings (Z00129)
	Acute Upper Respiratory Infection, Unspecified (J069)
	Hypermetropia, Bilateral (H5203)
	Streptococcal Pharyngitis (J020)
	Acute Pharyngitis, Unspecified (J029)
TOP 5 PROCEDURES	Office Outpatient Est Low 20 Min (99213)
	Office Outpatient Est Mod 30 Min (99214)
	Dental Prophylaxis Child (D1120)
	Strep A Assay W/Optic (87880)
	Compre Oph Exam Est Pt 1/> (92014)

Medicaid numbers included in this report are considered preliminary and subject to change as updated data becomes available.



275 E. Main St., 5th Floor
Frankfort, KY 40621
Phone: (502) 564-5497

Learn more about the Cabinet's initiatives and programs at

CHFS.ky.gov

Health Services

Funding to Green River District Health Department:
\$6,620,121

During fiscal year 2024, in McLean county there were 4 people enrolled in Quit Now Kentucky (no-cost tobacco quitline), QUIT Now Kentucky provided 3,947 coaching sessions across the Commonwealth.



Your county has 162 participants who received benefits totaling \$148,856.

There are 1 WIC-approved grocers in McLean County.

Between the start of the HIV Epidemic (1982) and June 2024, there were 11 diagnosed cases of HIV in your county.
(NOTE: 2023 and 2024 data is considered preliminary)

Facilities in McLean County

Adult Day Health	0
Ambulatory Surgical Center	0
Family Care Home	0
Freestanding or Mobile Technology	0
Home Health Agency	0
Hospice	0
Hospital	0
Intermediate Care Facility - LIC	0
Nursing Facility	0
Nursing Home	1
Personal Care Home	0
Private Duty Nursing	0
Psychiatric Residential Treatment Facility	0

Free Cancer Screenings

Provided by the Kentucky Breast and Cervical Cancer Screening Program

Breast Screenings	5
Cervical Screenings	4

Kentucky Prescription Assistance Program (KPAP)

KPAP helped 7 patients in McLean with 14 prescriptions to save a total of \$31,039 in prescription costs.

Office for Children with Special Health Care Needs Clinics

Children Served	29
Provider Visits	54
Telehealth Visits	6

There were 93 newborn hearing screenings.

7 participants



10 participants



Division of Family Resource and Youth Services Centers (FRYSC)

McLean County received \$152,873 in funding for 1 school district(s). The total student enrollment for schools served by FRYSC was 1,395, and 51% of these students were eligible for free or reduced school lunch. Donations and volunteer time totaled \$43,834. Additional grants totaled \$16,300.

McLean County received \$86,879 from the Child Care Assistance Program issuance, supporting up to 21 providers a year.

The Division of Child Support Enforcement served 386 children, collecting \$786,450 in current and past due child support, during fiscal year 2024. The agency established 349 orders.

There were 19 children cared for by foster families, 19 of whom received a combined per-diem totaling \$933.

10% of children in foster care had a goal of adoption.
89% had a goal other than adoption (e.g. reunification).

3 child(ren) adopted




275 E. Main St., 5th Floor
Frankfort, KY 40621
Phone: (502) 564-5497

Learn more about the Cabinet's initiatives and programs at

CHFS.ky.gov

Behavioral Health Services



Kentucky All Schedule Prescription Electronic Reporting (KASPER)

According to KASPER data, 2,716 unique patients residing in your county received a pharmaceutical controlled substance. Opioid analgesics accounted for 7,944 of the 19,380 total controlled prescriptions dispensed.


Residents of your county received these prescriptions from 995 prescribers and 153 dispenser DEA numbers.

Syringe Services Programs
Green River District Health Department

HIV Tests	8
Naloxone Dispensed	1,003
Referred for Treatment	0
Total Number of Visits	1,518
Unique Patients	423

McLean County is served by the River Valley Community Mental Health Center. River Valley received \$6,804,446 in fiscal year 2024.

River Valley served 4,591 individuals in their region in fiscal year 2024.



McLean is located in the River Valley region. This region received \$1,109,511 in Kentucky Overdose Response Effort (KORE) funding for fiscal year 2024.

Public Protection Services

The Office of the Ombudsman responded to 88 constituent contacts in fiscal year 2024 in your county.

The Office of Inspector General completed 161 background checks for children & elderly services in McLean county fiscal year 2024.

The purpose of this report is to provide insight into the utilization and reach of programs offered by the Cabinet for Health and Family Services within the Commonwealth of Kentucky and each individual county. All data reported are fiscal year 2023 unless otherwise noted. Blank boxes indicate that no data was available for a program. Any questions regarding the information shown here should be submitted to Sarah Cooper, Executive Director, CHFS Office of Legislative and Regulatory Affairs.

These reports have been compiled and formatted by the Office of Data Analytics.



275 E. Main St., 5th Floor
Frankfort, KY 40621
Phone: (502) 564-5497

Learn more about the Cabinet's initiatives and programs at
[CHFS.ky.gov](https://chfs.ky.gov)