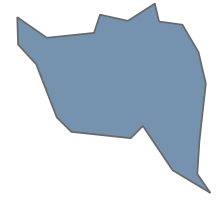


**Mission of the Cabinet for Health and Family Services:** To be a diverse and inclusive organization providing programs, services, and supports that protect and promote the health and well-being of all Kentuckians and their communities.



Number of Cabinet employees working in Owsley County on June 30, 2024: 13

## Social Services

### Department for Aging and Independent Living

Aging and Disability Resource Center	<b>55</b> individual(s)
Guardianship - Legal authority of individuals	<b>13</b> individual(s)
Hart-Supported Living - Supporting those with disability	
Homecare - In-home services	<b>4</b> individual(s)
KY Caregiver - Grandparents raising grandchildren	<b>6</b> individual(s)
National Family Caregiver Support Program	<b>6</b> individual(s)
Personal Care Attendant Program	
State Health Insurance Assistance Program	<b>561</b> individual(s)
Supportive Services - Individuals ages 60 and older	<b>145</b> individual(s)
Title III-C - Meals provided to individuals ages 60 and older	<b>174</b> individual(s) <b>14,081</b> meals
Traumatic Brain Injury Program	



**AmeriCorps  
Kentucky**

Serve Kentucky manages AmeriCorps programs across the entire Commonwealth of Kentucky. 696 AmeriCorps members served 670,641 hours and earned \$2,562,242 in education awards. AmeriCorps members recruited 4,213 volunteers who provided 155,955 hours of volunteer service (valued at \$4,959,369). AmeriCorps members served 74,078 students and provided food support services to 3,344 students. Serve Kentucky also provided housing services to 465 individuals and collected 153,345 pounds of food for individuals facing food insecurity.

AmeriCorps has 0 members in Owsley County.

### Kentucky Transitional Assistance Program (KTAP)

Your county received \$284,750 in KTAP issuance. This has been allocated to 63 households in the past fiscal year.

On average, SNAP supported 1,529 people a month in Owsley County, stretching over 805 households. Total SNAP spending in your county in fiscal year 2024: \$3,138,588



The number of locations in Owsley County where SNAP was accepted: 9

## Health Services

### Medicaid Enrollment

(members can be enrolled at any time & for any length during the fiscal year)

There were 25 providers who served Medicaid beneficiaries in Owsley County.

Traditional	1,958
Expansion	1,191
Foster Care	30
Presumptive Eligibility	6
<b>Total Beneficiaries</b>	<b>3,185</b>

Paid for Local Beneficiaries to All Kentucky Medicaid Providers	\$19,224,646
Paid to Local Medicaid Providers	\$39,151,279

### Medicaid - Top 5

Top 5 are based on the number of unique Medicaid members associated with the diagnoses/medications/procedures during the fiscal year. (Fee For Service population was not included due to programmatic differences)

#### Adults and Seniors

TOP 5 MEDICATIONS	Vitamin D2
	Ibuprofen
	Prednisone
	Azithromycin
	Ventolin Hfa
TOP 5 DIAGNOSIS	Essential (Primary) Hypertension (I10)
	Other Long Term (Current) Drug Therapy (Z79899)
	Encounter For General Adult Medical Examination Without Abnormal Findings (Z..
	Acute Upper Respiratory Infection, Unspecified (J069)
	Anxiety Disorder, Unspecified (F419)
TOP 5 PROCEDURES	Office Outpatient Est Low 20 Min (99213)
	Office Outpatient Est Mod 30 Min (99214)
	Lipid Panel (80061)
	Vitamin B-12 (82607)
	Hemoglobin Glycosylated A1c (83036)

#### Children

In Owsley County there are 928 children enrolled in Medicaid.

TOP 5 MEDICATIONS	Amoxicillin
	Cetirizine HCL
	Azithromycin
	Ibuprofen
	Cefdinir
TOP 5 DIAGNOSES	Acute Upper Respiratory Infection, Unspecified (J069)
	Streptococcal Pharyngitis (J020)
	Acute Pharyngitis, Unspecified (J029)
	Encounter For Routine Child Health Examination Without Abnormal Findings (Z00129)
	Hypermetropia, Bilateral (H5203)
TOP 5 PROCEDURES	Office Outpatient Est Low 20 Min (99213)
	Strep A Assay W/Optic (87880)
	Office Outpatient Est Mod 30 Min (99214)
	Nfct Ds Vir Resp Rna 4 Trgt (0241u)
	Influenza Assay W/Optic (87804)

Medicaid numbers included in this report are considered preliminary and subject to change as updated data becomes available.

## Health Services

Funding to Kentucky River District Health Department:  
\$7,233,479

During fiscal year 2024, in Owsley county there were 0 people enrolled in Quit Now Kentucky (no-cost tobacco quitline), QUIT Now Kentucky provided 3,947 coaching sessions across the Commonwealth.



Your county has 229 participants who received benefits totaling \$244,056.

There are 3 WIC-approved grocers in Owsley County.

Between the start of the HIV Epidemic (1982) and June 2024, there were <=4 diagnosed cases of HIV in your county.  
(NOTE: 2023 and 2024 data is considered preliminary)

### Facilities in Owsley County

Adult Day Health	1
Ambulatory Surgical Center	0
Family Care Home	0
Freestanding or Mobile Technology	0
Home Health Agency	0
Hospice	0
Hospital	0
Intermediate Care Facility - LIC	0
Nursing Facility	0
Nursing Home	1
Personal Care Home	0
Private Duty Nursing	0
Psychiatric Residential Treatment Facility	0

### Free Cancer Screenings

Provided by the Kentucky Breast and Cervical Cancer Screening Program

Breast Screenings	4
Cervical Screenings	4

### Kentucky Prescription Assistance Program (KPAP)

KPAP helped 20 patients in Owsley with 59 prescriptions to save a total of \$186,255 in prescription costs.

### Office for Children with Special Health Care Needs Clinics

Children Served	16
Provider Visits	22
Telehealth Visits	5

There were 51 newborn hearing screenings.

16 participants



17 participants



## Division of Family Resource and Youth Services Centers (FRYSC)

Owsley County received \$158,810 in funding for 1 school district(s). The total student enrollment for schools served by FRYSC was 746, and 75% of these students were eligible for free or reduced school lunch. Donations and volunteer time totaled \$304,768. Additional grants totaled \$0.

Owsley County received \$48,565 from the Child Care Assistance Program issuance, supporting up to 13 providers a year.

The Division of Child Support Enforcement served 219 children, collecting \$135,577 in current and past due child support, during fiscal year 2024. The agency established 214 orders.

There were 0 children cared for by foster families, 0 of whom received a combined per-diem totaling \$0.

0% of children in foster care had a goal of adoption.  
0% had a goal other than adoption (e.g. reunification).

0 child(ren) adopted




275 E. Main St., 5th Floor  
Frankfort, KY 40621  
Phone: (502) 564-5497

Learn more about the Cabinet's initiatives and programs at

CHFS.ky.gov

## Behavioral Health Services



**Kentucky All Schedule Prescription Electronic Reporting (KASPER)**

According to KASPER data, 1,299 unique patients residing in your county received a pharmaceutical controlled substance. Opioid analgesics accounted for 7,867 of the 15,983 total controlled prescriptions dispensed.


Residents of your county received these prescriptions from 500 prescribers and 120 dispenser DEA numbers.

**Syringe Services Programs**  
Kentucky River District Health Department

HIV Tests	466
Naloxone Dispensed	2,011
Referred for Treatment	725
Total Number of Visits	3,833
Unique Patients	881

Owsley County is served by the Kentucky River Community Mental Health Center. Kentucky River received \$9,504,409 in fiscal year 2024.

Kentucky River served 3,769 individuals in their region in fiscal year 2024.



Owsley is located in the Kentucky River region. This region received \$2,141,273 in Kentucky Overdose Response Effort (KORE) funding for fiscal year 2024.

## Public Protection Services

The Office of the Ombudsman responded to 69 constituent contacts in fiscal year 2024 in your county.

The Office of Inspector General completed 67 background checks for children & elderly services in Owsley county fiscal year 2024.

The purpose of this report is to provide insight into the utilization and reach of programs offered by the Cabinet for Health and Family Services within the Commonwealth of Kentucky and each individual county. All data reported are fiscal year 2023 unless otherwise noted. Blank boxes indicate that no data was available for a program. Any questions regarding the information shown here should be submitted to Sarah Cooper, Executive Director, CHFS Office of Legislative and Regulatory Affairs.

These reports have been compiled and formatted by the Office of Data Analytics.



275 E. Main St., 5th Floor  
Frankfort, KY 40621  
Phone: (502) 564-5497

Learn more about the Cabinet's initiatives and programs at  
[CHFS.ky.gov](https://CHFS.ky.gov)