
2015 Kentucky Annual Long-Term Care Services Report

January 1 through December 31, 2015

Published August 2016



**Cabinet for Health and Family Services
Office of Health Policy**



2015 Kentucky Annual Long-Term Care Report

Introduction

The Office of Health Policy announces the release of the 2015 Kentucky Annual Long-Term Care Report. This office is responsible for the utilization data collection and reporting required by 902 KAR 20:008 and in support of the State Health Plan 900 KAR 5:020.

This report covers the period from January 1, 2015 through December 31, 2015. The number of Nursing Facility (NF) beds decreased from 26,334 in 2014 to 26,314 in 2015.

The 2015 overall occupancy rate for NF beds was 87.42%, a decrease of .94% from the 88.36% occupancy rate in 2014. The highest occupancy rate within the last ten years was 91.48% in 2006 and the lowest was 87.42% in the 2015 reporting year. The total net change from 2005 to 2015 was a decrease of 2.25% for NF beds.

The ending census, for the number of NF beds occupied December 31, 2015 was 22,958 compared to 23,091 on December 31, 2014. The beds were occupied for 54,736 fewer patient days in 2015 than in 2014 (8,471,021 patient days in 2014 compared to 8,416,285 patient days in 2015).

Payor Source for 2015

The 2015 Payor Source, Section 2, for total patient days as reported for Nursing Facility Beds shows the following distribution: Reported Medicare paid days were 1,209,294 in 2015, a decrease of 29,374 days from the 2014 report. Medicaid paid days were 5,720,461 days in 2015 an increase of 12,476 days from the 2014 report year.

***NOTE:** When checking ending census for the previous year and the beginning census for the current year, there may be discrepancies in the numbers. When possible, a note was included in Section VII Notes to explain.

The Office of Health Policy produces a number of utilization and services reports. In addition to the Annual Long Term Care Report, the following reports are available: Hospital Utilization and Services Report; Home Health Services Report; Private Duty Nursing Report; Hospice Report; The Kentucky Magnetic Resonance Imaging Services Report (MRI); Megavoltage Radiation Services Report; Positron Emission Tomography (PET) Report; Ambulatory Surgical Services Report; and the Psychiatric Residential Treatment Facility Report. These reports can be downloaded from the following web site: <http://chfs.ky.gov/ohp/dhppd/dataresgal.htm>. Hard copies of the report can be obtained by contacting the Office of Health Policy by mail, email, phone, or fax.

This report now becomes the most recent official data on Long Term Care services utilization published by the Cabinet for Health Services. For additional copies of this report, please submit a request in writing along with a check in the amount of \$20 made payable to the Kentucky State Treasurer, mail to:

Cabinet for Health and Family Services
Office of Health Policy
275 East Main Street 4W-E
Frankfort, KY 40621

Should you have any questions concerning this report please contact:

Elizabeth Tutt Morris
275 East Main Street, 4W-E
Frankfort, KY 40621
Phone (502) 564-9592
BethA.Morris@ky.gov

Printed With State Funds

Table of Contents

Introduction – Table of Contents	I-V
Data Analysis – Occupancy Rates	VI-VIII
KY Area Development District (ADD) Map	IX
County and ADD Reference	X-XI
Section I – Census Data	
Includes number of licensed beds, beginning census, admissions, discharges, ending census, total patient days and occupancy percentage for each bed type.	
Licensed Nursing Facility Beds	1-24
Licensed Nursing Facility Beds by Area Development District.....	25
Licensed Personal Care Bed	26-39
Licensed Nursing Home Beds (CCRC)	40-42
Licensed Nursing Home Beds (Non-CCRC).....	43
Licensed Intermediate Care Beds	44-45
Licensed Alzheimer’s Facility Beds	46
Licensed ICF/IID Facilities.....	47-48
Section II – Payor Source Data	
Includes primary payor source data in number of patient days for each bed type.	
Licensed Nursing Facility Beds	49-70
Licensed Personal Care Beds.....	71-83
Licensed Nursing Home Beds (CCRC)	84-86
Licensed Nursing Home Beds (Non-CCRC).....	87
Licensed Intermediate Care Beds	88-89
Licensed Alzheimer’s Facility Beds	90
Licensed ICF/IID Facilities.....	91-92
Section III – Patient Age Distribution Data	
Includes the ages of patients residing in each facility on December 31, 2015.	
Licensed Nursing Facility Beds	93-116
Licensed Personal Care Beds.....	117-129
Licensed Nursing Home Beds (CCRC)	130-132
Licensed Nursing Home Beds (Non-CCRC).....	133
Licensed Intermediate Care Beds	134-135

Licensed Alzheimer’s Facility Beds	136
Licensed ICF/IID Facilities.....	137-138
Section IV – Patient Death Distribution Data	
Includes the ages of patient deaths in each facility during 2015.	
Licensed Nursing Facility Beds	139-161
Licensed Personal Care Beds.....	162-174
Licensed Nursing Home Beds (CCRC)	175-177
Licensed Nursing Home Beds (Non-CCRC).....	178
Licensed Intermediate Care Beds	179-180
Licensed Alzheimer’s Facility Beds	181
Licensed ICF/IID Facilities.....	182-183
Section V – Nursing Facility by ADD.....	184-196
Section VI – Patient Origin Data	197-299
Section VII – Notes.....	300-302

Definitions

Long-Term Care: A facility licensed by the state through the Office of the Inspector General (OIG) providing one or more of the following levels of care:

Nursing Facility (NF) - Long-term care facilities, formerly skilled nursing, nursing home, or intermediate care facilities prior to October 1, 1990, which meet the Omnibus Budget Reconciliation Act of 1987 (OBRA 87) nursing home reform requirements. Nursing facilities must be certified to participate in the **Medicare program in order to be certified for participation in Medicaid**, with the exception of those who have obtained a Medicaid nursing requirement waiver.

Nursing Home (NH) - Establishments with permanent facilities that include inpatient beds, and with medical services including continuous nursing service; that provide treatment for patients who require inpatient care but do not currently require continuous hospital services.

Intermediate Care (IC) - Establishments with permanent facilities and health related services for patients who do not require the degree of care and treatment which a hospital or skilled nursing facility is designed to provide, but who, because of their mental or

physical condition, require care and services (above the level of room and board) which can be made available to them only through institutional facilities on an inpatient basis.

Alzheimer's Facility (ALZ) - A long-term care facility constructed and operated pursuant to KRS.216B.071 that provides care to residents with a primary diagnosis of Alzheimer's disease or related disorders.

Intermediate Care Facility for Individuals with Intellectual Disability (ICF/IID) - A facility licensed by the Office of the Inspector General to provide care for individuals with intellectual disabilities.

Personal Care Facility (PC) – Establishments with permanent facilities including resident beds. Services provided include continuous supervision of residents, basic health and health-related services, personal care services, residential care services and social and recreational activities. (902 KAR 20:036)

Total Patient Days: The total days of patient care provided by the facility for the year based on its capacity. It is calculated by summing the daily patient census for each day in the reporting period.

Days in Period: 2015 had 365 days.

Licensed Beds: The number and type of beds for which the facility has been licensed at the end of the reporting period.

Percent Occupancy: Total days divided by potential patient days.

Potential Patient Days: Number of licensed beds multiplied by the number of days in the reporting period, adjusted to reflect changes in licensed beds during the reporting period. Example: 100 licensed beds X 365 (days in 2015) equals 36,500 potential days. This figure is not shown in the report, but is used to calculate occupancy percentages.

*Kentucky Annual
Long-Term Care Services Report*



Charts and Graphs

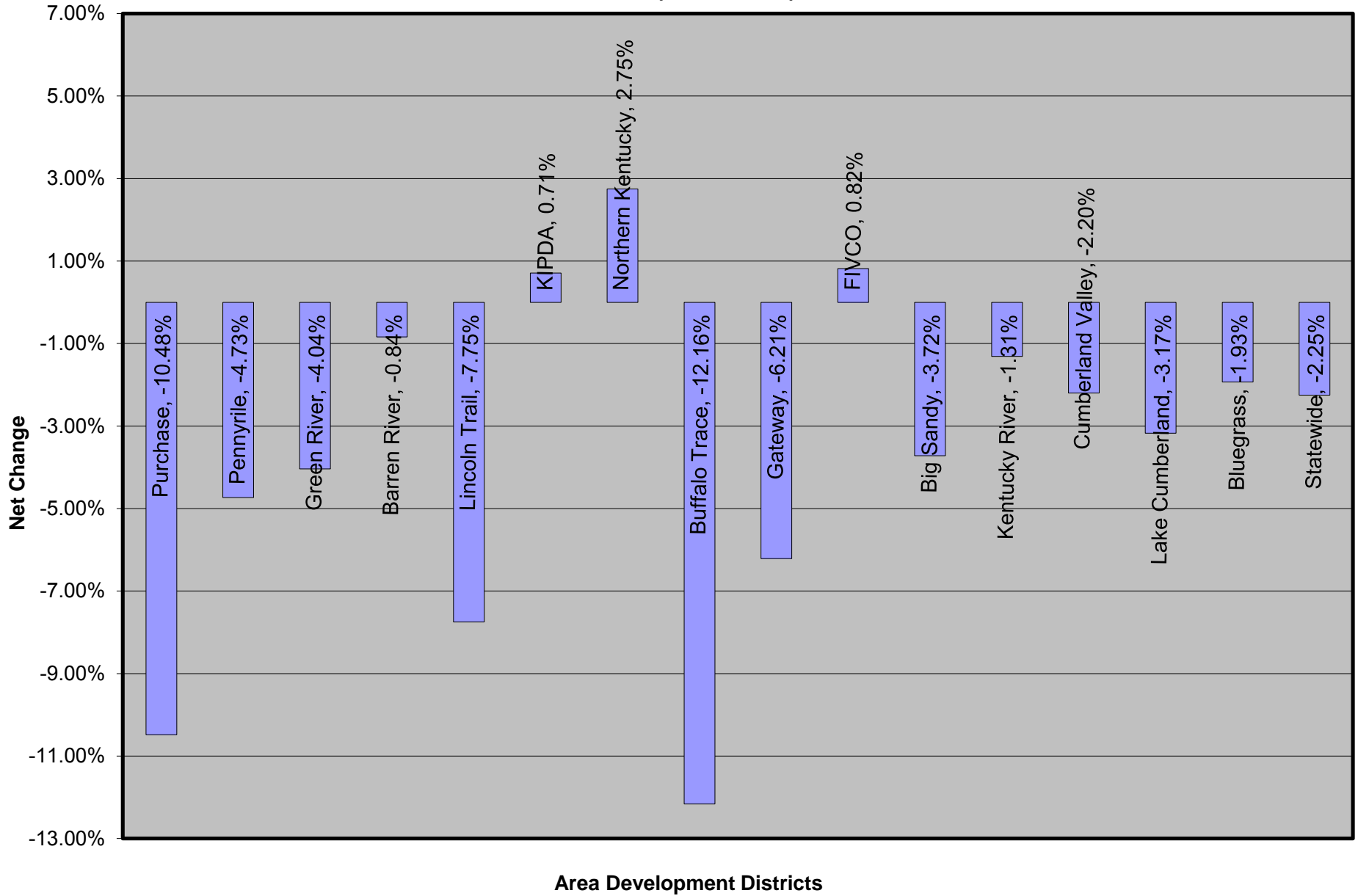
**NURSING FACILITY BED OCCUPANCY RATES
BY Year, ADD and Bed Type**

Area Development District	2005	2006	2007	2008	2009	2010	2011	2012	2013	2014	2015	NET CHANGE	
												2005-2015	2014-2015
Purchase	89.95%	91.22%	90.43%	88.19%	87.60%	87.69%	89.44%	84.95%	80.14%	79.83%	79.47%	-10.48%	-0.36%
Pennyrile	87.10%	87.47%	87.08%	87.85%	88.05%	87.46%	87.52%	87.43%	83.01%	82.55%	82.37%	-4.73%	-0.18%
Green River	89.19%	92.21%	91.03%	91.54%	89.89%	90.03%	89.97%	89.23%	87.72%	88.55%	85.15%	-4.04%	-3.40%
Barren River	89.85%	92.77%	89.04%	93.37%	93.60%	93.48%	91.82%	90.73%	90.01%	90.69%	89.01%	-0.84%	-1.68%
Lincoln Trail	96.44%	96.72%	96.74%	95.66%	94.74%	95.36%	93.35%	91.29%	87.08%	89.74%	88.69%	-7.75%	-1.05%
KIPDA	86.87%	89.93%	87.84%	90.56%	89.75%	89.26%	89.25%	87.15%	85.01%	86.62%	87.58%	0.71%	0.96%
Northern Kentucky	85.46%	93.45%	92.84%	91.76%	90.27%	91.71%	92.72%	90.44%	91.99%	92.36%	88.21%	2.75%	-4.15%
Buffalo Trace	89.45%	90.27%	88.34%	86.53%	88.80%	88.00%	90.06%	92.51%	90.11%	92.74%	77.29%	-12.16%	-15.45%
Gateway	97.96%	97.38%	91.25%	93.81%	92.83%	91.30%	93.09%	90.63%	91.41%	93.25%	91.75%	-6.21%	-1.50%
FIVCO	91.26%	92.87%	94.93%	93.77%	93.26%	92.59%	92.37%	91.57%	90.39%	92.93%	92.08%	0.82%	-0.85%
Big Sandy	88.15%	85.64%	83.59%	84.55%	82.45%	86.14%	86.43%	86.18%	84.18%	85.96%	84.43%	-3.72%	-1.53%
Kentucky River	89.94%	89.43%	89.68%	89.74%	91.25%	90.41%	88.75%	88.62%	86.34%	88.51%	88.63%	-1.31%	0.12%
Cumberland Valley	95.55%	94.23%	94.85%	94.80%	95.15%	94.37%	93.65%	93.74%	93.91%	93.29%	93.35%	-2.20%	0.06%
Lake Cumberland	96.00%	95.29%	94.66%	95.34%	93.07%	94.21%	95.17%	94.85%	93.67%	94.30%	92.83%	-3.17%	-1.47%
Bluegrass	89.94%	91.07%	86.40%	87.46%	87.69%	91.00%	91.39%	89.92%	89.34%	88.42%	88.01%	-1.93%	-0.41%
Statewide	89.67%	91.48%	89.77%	90.70%	90.21%	90.74%	90.75%	89.35%	87.64%	88.36%	87.42%	-2.25%	-0.94%

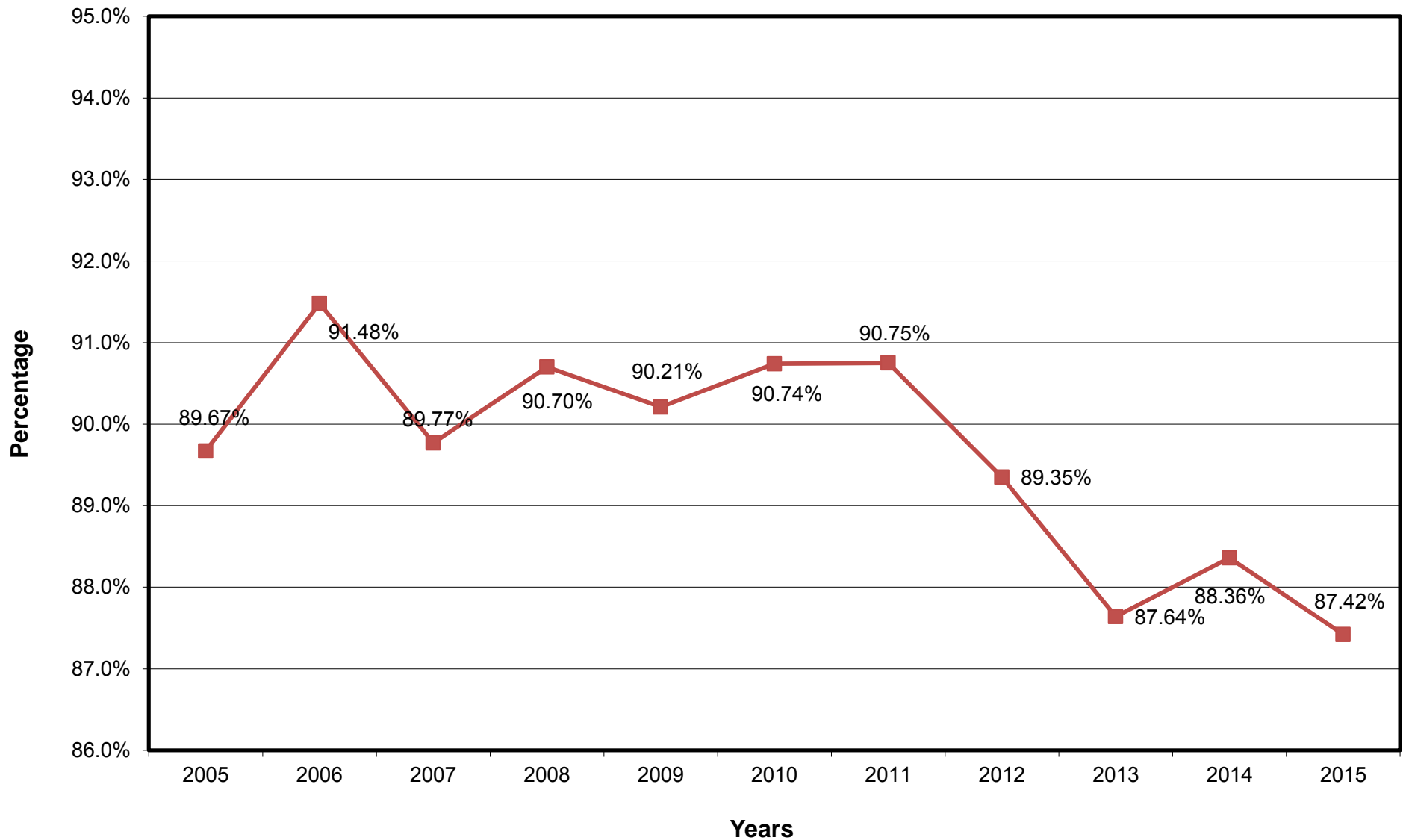
OCCUPANCY RATES BY BED TYPE

Licenced Bed Type	2005	2006	2007	2008	2009	2010	2011	2012	2013	2014	2015	NET CHANGE	
												2005-2015	2014-2015
Nursing Facility	89.67%	91.48%	89.77%	90.70%	90.21%	90.74%	90.75%	89.35%	87.64%	88.36%	87.42%	-2.25%	-0.94%
Personal Care	77.20%	76.94%	77.16%	80.26%	79.88%	77.94%	80.53%	79.08%	77.19%	80.24%	77.55%	0.35%	-2.69%
Intermediate Care	100.00%	99.18%	59.20%	81.55%	84.68%	85.24%	78.79%	77.56%	72.55%	63.41%	74.83%	-25.17%	11.42%
Nursing Home (CCRC)	83.53%	87.74%	86.12%	89.71%	86.60%	86.99%	85.54%	81.50%	75.94%	72.77%	69.28%		-3.49%
Nursing Home (Non-CCRC)									86.74%	86.89%	84.62%		-2.27%
ICF/IID	76.80%	72.75%	83.77%	66.96%	62.84%	59.04%	53.89%	53.54%	51.46%	49.32%	48.04%	-28.76%	-1.28%
Alzheimer	91.01%	92.55%	93.02%	92.38%	89.64%	92.68%	88.41%	93.67%	94.59%	94.37%	91.79%	0.78%	-2.58%

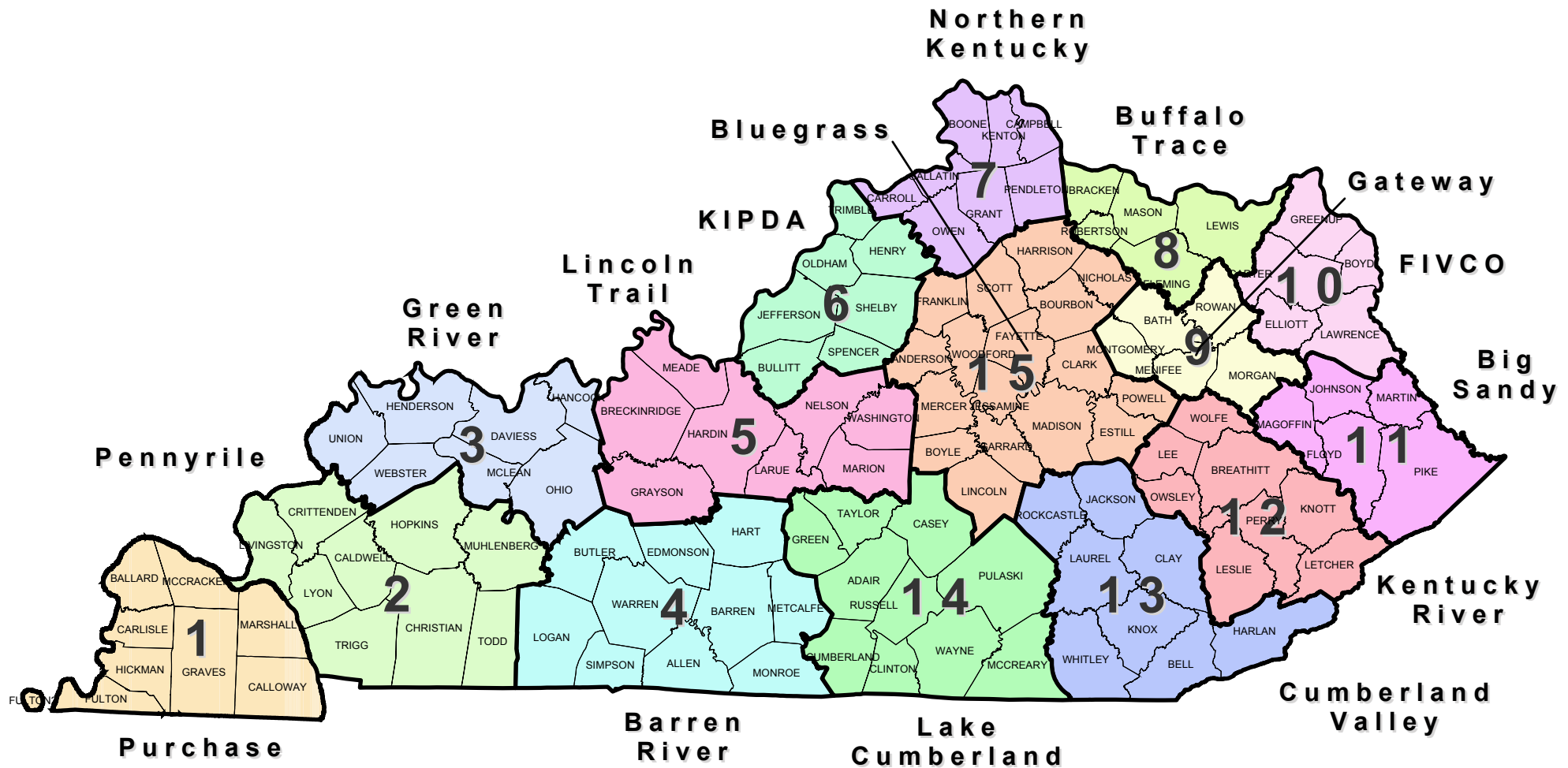
Net Change in Occupancy in Nursing Facility Beds (2005 - 2015)



Statewide Occupancy Rates for Nursing Facility Beds 2005 - 2015



Kentucky Counties and Area Development Districts (ADDs)





County and Area Development District Reference

ADD	ADD NAME	COUNTY	ADD	ADD NAME	COUNTY		
1	PURCHASE	BALLARD	4	BARREN RIVER	SIMPSON		
		CALLOWAY			WARREN		
		CARLISLE			METCALFE		
		FULTON			MONROE		
		2	PENNYRILE	GRAVES	5	LINCOLN TRAIL	BRECKINRIDGE
				HICKMAN			GRAYSON
				MARSHALL			HARDIN
				MCCRACKEN			LARUE
				CALDWELL			MARION
				CHRISTIAN	MEADE		
				CRITTENDEN	NELSON		
				HOPKINS	WASHINGTON		
				LIVINGSTON	6	KIPDA	BULLITT
LYON	HENRY						
MUHLENBERG	JEFFERSON						
TODD	OLDHAM						
TRIGG	SHELBY						
DAVIESS	SPENCER						
HANCOCK	TRIMBLE						
HENDERSON	7	NORTHERN KY	BOONE				
MCLEAN	CAMPBELL						
OHIO	CARROLL						
UNION	GALLATIN						
WEBSTER	GRANT						
ALLEN	KENTON						
BARREN	OWEN						
BUTLER	PENDLETON						
EDMONSON	8	BUFFALO TRACE	BRACKEN				
HART	FLEMING						
LOGAN	LEWIS						



County and Area Development District Reference

ADD	ADD NAME	COUNTY	ADD	ADD NAME	COUNTY
8	BUFFALO TRACE	MASON ROBERTSON	13	CUMBERLAND VALLEY	LAUREL ROCKCASTLE
9	GATEWAY	BATH MENIFEE MONTGOMERY MORGAN ROWAN	14	LAKE CUMBERLAND	WHITLEY ADAIR CASEY CLINTON CUMBERLAND
10	FIVCO	BOYD CARTER ELLIOTT GREENUP LAWRENCE			GREEN MCCREARY PULASKI RUSSELL TAYLOR WAYNE
11	BIG SANDY	FLOYD JOHNSON MAGOFFIN MARTIN PIKE	15	BLUEGRASS	ANDERSON BOURBON BOYLE CLARK ESTILL FAYETTE FRANKLIN GARRARD HARRISON JESSAMINE LINCOLN MADISON MERCER NICHOLAS POWELL SCOTT WOODFORD
12	KY RIVER	BREATHITT KNOTT LEE LESLIE LETCHER OWSLEY PERRY WOLFE			
13	CUMBERLAND VALLEY	BELL CLAY HARLAN JACKSON KNOX			

*Kentucky Annual
Long-Term Care Services Report*



*Section I
Census Data*

Table 1 - Census Data- Nursing Facility Beds 2015

ADD / Facility	Number of Licensed Beds	Beginning Census	Admissions	Discharges	Deaths	Ending Census	Total Patient Days	Occupancy Percentage
ADD:1								
BALLARD								
Life Care Center of LaCenter	70	66	72	49	30	59	21,353	83.57%
BALLARD County Total:	70	66	72	49	30	59	21,353	83.57%
CALLOWAY								
Spring Creek Health Care	226	138	411	383	27	139	51,990	63.03%
CALLOWAY County Total:	226	138	411	383	27	139	51,990	63.03%
CARLISLE								
Countryside Center	53	43	82	63	20	42	16,835	87.03%
CARLISLE County Total:	53	43	82	63	20	42	16,835	87.03%
FULTON								
Diversicare of Fulton	60	44	41	30	14	41	16,667	76.11%
FULTON County Total:	60	44	41	30	14	41	16,667	76.11%
GRAVES								
Green Acres Health Care	73	66	58	44	12	68	23,260	87.30%
Heritage Manor Healthcare Center	100	68	198	169	25	72	26,522	72.66%
Mills Health and Rehab Center	98	86	188	143	39	92	32,868	91.89%
GRAVES County Total:	271	220	444	356	76	232	82,650	83.56%
HICKMAN								
Clinton Hickman County Nursing Facility	46	39	40	24	12	43	14,958	89.09%
Clinton Place	88	59	73	35	20	77	25,029	77.92%
HICKMAN County Total:	134	98	113	59	32	120	39,987	81.76%
MARSHALL								
Calvert City Convalescent Center	95	88	90	54	38	86	32,171	92.78%
Lake Way Nursing and Rehabilitation Center	96	81	147	107	32	89	32,436	92.57%

Table 1 - Census Data- Nursing Facility Beds 2015

ADD / Facility	Number of Licensed Beds	Beginning Census	Admissions	Discharges	Deaths	Ending Census	Total Patient Days	Occupancy Percentage
Oakview Nursing and Rehabilitation Center	100	60	59	42	15	62	21,018	57.58%
MARSHALL County Total:	291	229	296	203	85	237	85,625	80.61%
MCCRACKEN								
Baptist Health Paducah	24	20	487	474	23	10	4,852	66.50%
Barkley Center	86	73	127	110	17	73	26,570	84.64%
McCracken Nursing and Rehabilitation Center	103	74	102	86	22	68	28,052	74.62%
Parkview Nursing and Rehabilitation Center (Paducah)	228	194	659	569	87	197	74,213	89.18%
Superior Care Home	108	71	430	371	48	82	29,798	75.59%
MCCRACKEN County Total:	549	432	1,805	1,610	197	430	163,485	82.19%
ADD: 1 Total	1,654	1,270	3,264	2,753	481	1,300	478,592	79.47%
ADD:2								
CALDWELL								
Princeton Health and Rehab Center	104	77	146	110	43	70	27,522	72.50%
CALDWELL County Total:	104	77	146	110	43	70	27,522	72.50%
CHRISTIAN								
Bradford Heights Health & Rehab Center	100	67	335	306	26	70	26,685	73.11%
Christian Health Center, Hopkinsville	112	104	236	192	43	105	37,705	92.23%
Christian Heights Nursing and Rehabilitation Center	60	42	67	55	10	44	14,576	66.56%
Covington Convalescent Center	72	63	75	59	15	64	22,625	86.09%
Western State Nursing Facility	144	112	32	12	16	116	40,747	77.52%
CHRISTIAN County Total:	488	388	745	624	110	399	142,338	79.91%

Table 1 - Census Data- Nursing Facility Beds 2015

ADD / Facility	Number of Licensed Beds	Beginning Census	Admissions	Discharges	Deaths	Ending Census	Total Patient Days	Occupancy Percentage
CRITTENDEN								
Crittenden County Health and Rehabilitation Center	101	66	69	37	28	70	25,886	70.22%
CRITTENDEN County Total:	101	66	69	37	28	70	25,886	70.22%
HOPKINS								
Baptist Health Transitional Care	20	10	386	368	17	11	4,280	58.63%
Brighton Cornerstone Health Care	66	66	67	56	18	59	21,933	91.05%
Dawson Springs Health And Rehab Ctr	59	53	44	29	11	57	20,252	94.04%
Hillside Center	71	57	132	116	16	57	21,320	82.27%
Joseph Eddie Ballard Western Kentucky Veterans Center	156	115	56	10	44	117	42,064	73.87%
NHC HealthCare, Madisonville	94	92	206	187	28	83	31,488	91.77%
Ridgewood Terrace Nursing Home	110	105	140	108	30	107	38,205	95.16%
Tradewater Pointe	60	54	93	70	21	56	19,186	87.61%
HOPKINS County Total:	636	552	1,124	944	185	547	198,728	85.61%
LIVINGSTON								
Salem Springlake Health and Rehabilitation Center	75	57	57	39	20	55	18,962	69.27%
LIVINGSTON County Total:	75	57	57	39	20	55	18,962	69.27%
LYON								
Christian Care Center of Kuttawa	65	61	43	26	20	58	21,824	91.99%
River's Bend Retirement Community	40	36	55	26	26	39	13,344	91.40%
LYON County Total:	105	97	98	52	46	97	35,168	91.76%
MUHLENBERG								
Diversicare of Greenville	62	50	126	101	14	61	19,812	87.55%
Kindred Nursing and Rehabilitation-Maple	97	90	155	137	18	90	33,064	93.39%

Table 1 - Census Data- Nursing Facility Beds 2015

ADD / Facility	Number of Licensed Beds	Beginning Census	Admissions	Discharges	Deaths	Ending Census	Total Patient Days	Occupancy Percentage
Owensboro Health Muhlenberg Community Hospital Long Term Care	45	35	197	170	24	38	13,713	83.49%
MUHLENBERG County Total:	204	175	478	408	56	189	66,589	89.43%
TODD								
Hearthstone Place	60	48	108	102	14	40	16,044	73.26%
TODD County Total:	60	48	108	102	14	40	16,044	73.26%
TRIGG								
Shady Lawn Nursing and Rehabilitation Center	50	42	99	84	13	44	16,818	92.15%
TRIGG County Total:	50	42	99	84	13	44	16,818	92.15%
ADD: 2 Total	1,823	1,502	2,924	2,400	515	1,511	548,055	82.37%
ADD:3								
DAVISS								
Carmel Home	36	36	47	32	15	36	12,860	97.87%
Hermitage Care and Rehabilitation Center	70	60	128	83	26	79	21,293	83.34%
Owensboro Center	145	133	186	138	56	125	48,324	91.31%
Owensboro Health	30	29	937	930	16	20	7,531	68.78%
Signature Healthcare at Hillcrest	156	130	258	221	36	131	45,365	79.67%
Twin Rivers Nursing and Rehab Center	132	116	88	76	23	105	40,885	84.86%
Wellington Parc of Owensboro	20	19	14	6	7	20	6,990	95.75%
DAVISS County Total:	589	523	1,658	1,486	179	516	183,248	85.24%
HANCOCK								
Heartland Villa Care and Rehabilitation Center Community	45	43	78	61	15	45	15,350	93.46%
HANCOCK County Total:	45	43	78	61	15	45	15,350	93.46%

Table 1 - Census Data- Nursing Facility Beds 2015

ADD / Facility	Number of Licensed Beds	Beginning Census	Admissions	Discharges	Deaths	Ending Census	Total Patient Days	Occupancy Percentage
HENDERSON								
Henderson Nursing and Rehabilitation Center	90	75	107	111	5	66	25,622	78.00%
Redbanks	222	169	314	234	67	182	63,713	78.63%
HENDERSON County Total:	312	244	421	345	72	248	89,335	78.45%
MCLEAN								
Riverside Care & Rehab Ctr	79	79	70	40	36	73	26,468	91.79%
MCLEAN County Total:	79	79	70	40	36	73	26,468	91.79%
OHIO								
Beaver Dam Nursing and Rehab Center	58	49	87	57	23	56	19,912	94.06%
Fordsville Nursing and Rehabilitation Center	67	65	134	130	10	59	21,535	88.06%
Signature Healthcare of Hartford Rehab and Wellness	110	94	98	81	26	85	31,680	78.90%
OHIO County Total:	235	208	319	268	59	200	73,127	85.25%
UNION								
Breckinridge Place	16	16	3	1	2	16	5,801	99.33%
Morganfield Nursing and Rehabilitation Center	60	57	125	111	20	51	20,037	91.49%
UNION County Total:	76	73	128	112	22	67	25,838	93.14%
WEBSTER								
Redbanks Colonial Terrace	87	78	101	79	21	79	28,897	91.00%
WEBSTER County Total:	87	78	101	79	21	79	28,897	91.00%
ADD: 3 Total	1,423	1,248	2,775	2,391	404	1,228	442,263	85.15%
ADD:4								
ALLEN								
Cal Turner Rehab and Specialty Care	110	107	97	51	46	107	39,593	98.61%
ALLEN County Total:	110	107	97	51	46	107	39,593	98.61%

Table 1 - Census Data- Nursing Facility Beds 2015

ADD / Facility	Number of Licensed Beds	Beginning Census	Admissions	Discharges	Deaths	Ending Census	Total Patient Days	Occupancy Percentage
BARREN								
Diversicare of Glasgow	94	89	104	76	27	90	33,168	96.67%
Glasgow Health and Rehabilitation Center	68	65	75	63	19	58	23,097	93.06%
Glasgow State Nursing Facility	100	74	26	22	7	71	25,397	69.58%
Glenview Health Care Facility	60	56	22	11	12	55	19,888	90.81%
NHC HealthCare, Glasgow	194	163	234	158	76	163	59,495	84.02%
T J Samson Community Hospital Skilled Nursing Unit	16	9	275	273	5	6	4,025	68.92%
BARREN County Total:	532	456	736	603	146	443	165,070	85.01%
BUTLER								
Morgantown Care and Rehabilitation Center	122	117	171	146	26	116	42,425	95.27%
BUTLER County Total:	122	117	171	146	26	116	42,425	95.27%
EDMONSON								
Edmonson Center	74	68	147	125	21	69	24,761	91.67%
EDMONSON County Total:	74	68	147	125	21	69	24,761	91.67%
HART								
Signature Healthcare of Hart County	104	102	81	60	29	94	36,045	94.96%
HART County Total:	104	102	81	60	29	94	36,045	94.96%
LOGAN								
Auburn Health Care	66	56	59	46	15	54	19,664	81.63%
Creekwood Place Nursing and Rehab Center	104	91	362	325	42	86	33,622	88.57%
LOGAN County Total:	170	147	421	371	57	140	53,286	85.88%
METCALFE								
Metcalfe Health Care Center	71	68	75	52	23	68	24,509	94.57%
METCALFE County Total:	71	68	75	52	23	68	24,509	94.57%

Table 1 - Census Data- Nursing Facility Beds 2015

ADD / Facility	Number of Licensed Beds	Beginning Census	Admissions	Discharges	Deaths	Ending Census	Total Patient Days	Occupancy Percentage
MONROE								
Signature HealthCare of Monroe County Rehab	104	99	121	96	26	98	35,134	92.56%
MONROE County Total:	104	99	121	96	26	98	35,134	92.56%
SIMPSON								
Franklin-Simpson Nursing and Rehabilitation	98	82	218	204	19	77	29,876	83.52%
SIMPSON County Total:	98	82	218	204	19	77	29,876	83.52%
WARREN								
Bowling Green Nursing and Rehabilitation	66	57	115	99	16	57	21,159	87.83%
Christian Health Center, Bowling Green	22	19	103	98	5	19	7,120	88.67%
Colonial Center	48	43	79	61	15	46	16,903	96.48%
Greenwood Nursing and Rehabilitation	128	127	535	498	39	125	45,713	97.84%
Hopkins Center	50	48	69	42	25	50	17,768	97.36%
Signature Healthcare Bowling Green	176	143	215	175	47	136	49,789	77.50%
WARREN County Total:	490	437	1,116	973	147	433	158,452	88.59%
ADD: 4 Total	1,875	1,683	3,183	2,681	540	1,645	609,151	89.01%
ADD:5								
BRECKINRIDGE								
Breckinridge Memorial Nursing Facility	18	18	5	2	3	18	6,344	96.56%
Hardinsburg Nursing and Rehabilitation	63	62	72	61	17	56	21,177	92.09%
BRECKINRIDGE County Total:	81	80	77	63	20	74	27,521	93.09%
GRAYSON								
Grayson Manor	72	64	180	138	44	62	23,401	89.04%
Spring View Health and Rehab Center	68	61	158	139	20	60	22,384	90.19%
GRAYSON County Total:	140	125	338	277	64	122	45,785	89.60%

Table 1 - Census Data- Nursing Facility Beds 2015

ADD / Facility	Number of Licensed Beds	Beginning Census	Admissions	Discharges	Deaths	Ending Census	Total Patient Days	Occupancy Percentage
HARDIN								
Elizabethtown Nursing and Rehab	65	57	172	136	37	56	20,599	86.82%
Helmwood Healthcare Center	58	54	128	97	28	57	19,820	93.62%
Kensington Center	82	79	347	311	39	76	28,855	96.41%
North Hardin Health and Rehabilitation Center	148	126	296	225	78	119	44,739	82.82%
Nursing Facility of Hardin Memorial Hospital	15	13	389	385	3	14	4,023	73.48%
Signature Healthcare of Elizabethtown	112	83	218	194	27	80	28,970	70.87%
HARDIN County Total:	480	412	1,550	1,348	212	402	147,006	83.91%
LARUE								
Sunrise Manor Nursing Home	137	135	235	186	64	120	45,769	91.53%
LARUE County Total:	137	135	235	186	64	120	45,769	91.53%
MARION								
Cedars Of Lebanon Nursing Center	81	79	59	53	13	72	27,507	93.04%
Loretto Motherhouse Infirmary	63	62	18	8	15	57	22,454	97.65%
Village of Lebanon II	16	15	14	8	6	15	5,602	95.92%
MARION County Total:	160	156	91	69	34	144	55,563	95.14%
MEADE								
Brandenburg Nursing and Rehabilitation	57	49	78	58	20	49	17,351	83.40%
MEADE County Total:	57	49	78	58	20	49	17,351	83.40%
NELSON								
Colonial Health and Rehabilitation Center	65	62	87	68	21	60	22,832	96.24%
Flaget Memorial Hospital	12	6	309	304	2	9	3,455	78.88%
Life Care Center of Bardstown	100	88	326	302	33	79	31,349	85.89%
NELSON County Total:	177	156	722	674	56	148	57,636	89.21%
WASHINGTON								
Sansbury Care Center	48	46	38	24	14	46	16,275	92.89%

Table 1 - Census Data- Nursing Facility Beds 2015

ADD / Facility	Number of Licensed Beds	Beginning Census	Admissions	Discharges	Deaths	Ending Census	Total Patient Days	Occupancy Percentage
Springfield Nursing and Rehabilitation Center	70	67	159	135	22	69	24,102	94.33%
WASHINGTON County Total:	118	113	197	159	36	115	40,377	93.75%
ADD: 5 Total	1,350	1,226	3,288	2,834	506	1,174	437,008	88.69%
ADD:6								
BULLITT								
Green Meadows Healthcare Center 1	122	110	225	198	41	96	37,791	84.87%
BULLITT County Total:	122	110	225	198	41	96	37,791	84.87%
HENRY								
Homestead Nursing Center of New Castle	60	59	51	34	24	52	18,955	86.55%
HENRY County Total:	60	59	51	34	24	52	18,955	86.55%
JEFFERSON								
Brownsboro Hills Nursing Home	96	88	125	118	12	83	31,590	90.15%
Christian Health Center of Louisville	118	115	512	486	35	106	40,087	93.07%
Christian Health Center West	92	56	121	81	9	87	24,900	74.15%
Diversicare of Seneca Place	107	84	316	269	47	84	32,282	82.66%
Episcopal Church Home	93	74	377	232	135	84	28,994	85.41%
Essex Nursing and Rehabilitation Center	128	117	219	165	55	116	43,424	92.95%
Forest Springs Health Campus	58	0	212	166	12	34	6,333	43.74%
Franciscan Health Care Center	85	83	779	736	44	82	29,930	96.47%
Georgetown Manor	120	103	191	161	33	100	39,124	89.32%
Glen Ridge Health Campus	70	68	835	838	26	39	22,000	86.11%
Golden Living Center - Camelot	145	140	158	136	24	138	50,370	95.17%
Golden Living Center - Hillcreek	172	140	363	336	28	139	52,819	84.13%
Golden Living Center - Mt Holly	110	103	271	256	22	96	35,040	87.27%
Golden Living Center - St. Matthews	125	109	11	12	1	107	41,510	90.98%

Table 1 - Census Data- Nursing Facility Beds 2015

ADD / Facility	Number of Licensed Beds	Beginning Census	Admissions	Discharges	Deaths	Ending Census	Total Patient Days	Occupancy Percentage
Highlands Nursing and Rehabilitation Center (Louisville)	154	124	232	200	16	140	49,757	88.52%
Home of the Innocents	76	76	53	57	0	72	26,896	96.96%
Jefferson Manor Health and Rehab	100	86	342	282	55	91	33,701	92.33%
Jefferson Place Health and Rehab	95	91	839	805	38	87	33,215	95.79%
Kindred Hospital - Louisville	47	47	67	38	30	46	16,699	97.34%
Kindred Nursing and Rehabilitation-Bashford	122	116	250	220	31	115	41,203	92.53%
Klondike Center	62	60	119	113	7	59	21,435	94.72%
Little Sisters of the Poor - St. Joseph's Home	35	35	7	0	7	35	12,692	99.35%
Louisville East Post Acute	178	145	411	398	16	142	52,548	80.88%
Masonic Home of Louisville	167	117	868	813	40	132	45,956	75.39%
Meadowview Health and Rehab	95	72	177	76	89	84	29,819	86.00%
Nazareth Home	118	104	512	407	107	101	40,020	92.92%
Oaklawn Nursing and Rehab	130	102	1,744	1,723	34	89	38,245	80.60%
Park Terrace Health Campus	88	83	701	672	26	86	30,504	94.97%
Parkway Medical Center	252	230	668	601	70	227	84,251	91.60%
Regency Rehabilitation and Nursing Center	110	98	307	289	18	98	37,608	93.67%
Regis Woods Care and Rehabilitation Center	186	166	553	520	32	167	63,088	92.93%
Rivers Edge Nursing and Rehabilitation Center	100	81	42	31	10	82	30,332	83.10%
Rockford Health and Rehabilitation Center	110	96	332	305	31	92	34,761	86.58%
Sacred Heart Village	115	95	239	204	38	92	33,840	80.62%
Signature Health Care of East Louisville	128	116	288	247	47	110	42,749	91.50%
Signature Health Care of South Louisville	100	83	585	568	27	73	31,755	87.00%
Signature Healthcare at Glenview	120	84	120	113	11	80	32,090	73.26%

Table 1 - Census Data- Nursing Facility Beds 2015

ADD / Facility	Number of Licensed Beds	Beginning Census	Admissions	Discharges	Deaths	Ending Census	Total Patient Days	Occupancy Percentage
Signature Healthcare at St's Mary & Elizabeth Hospital	20	2	365	348	1	18	5,724	78.41%
Signature Healthcare of Cherokee Park	84	80	447	422	27	78	28,285	92.25%
Springhurst Health and Rehab	90	80	147	132	20	75	29,205	88.90%
Summerfield Health and Rehabilitation Center	165	156	342	324	37	137	52,861	87.77%
The Forum at Brookside	40	33	126	98	21	40	13,020	89.18%
The Good Samaritan Society-Jeffersontown	98	72	87	66	23	70	31,755	88.78%
Treyton Oaks Towers	60	50	251	226	28	47	16,777	76.61%
Wesley Manor	68	63	79	70	10	62	22,249	89.64%
Westminster Terrace	104	92	270	239	28	95	34,484	90.84%
Westport Place Health Campus	62	54	604	564	44	50	18,446	81.51%
JEFFERSON County Total:	4,998	4,269	16,664	15,163	1,502	4,267	1,594,373	87.72%
OLDHAM								
Baptist Health La Grange	30	16	250	231	19	16	5,642	51.53%
Friendship Manor Nursing Home	128	119	202	148	47	126	44,443	95.13%
Providence Richwood	120	101	128	94	31	104	36,086	82.39%
OLDHAM County Total:	278	236	580	473	97	246	86,171	84.92%
SHELBY								
Crestview Center	58	53	249	226	26	50	18,970	89.61%
Masonic Home of Shelbyville	117	94	405	354	43	102	34,343	80.42%
SHELBY County Total:	175	147	654	580	69	152	53,313	83.46%
SPENCER								
Signature Health Care of Spencer County	120	113	155	129	30	109	40,727	92.98%
SPENCER County Total:	120	113	155	129	30	109	40,727	92.98%

Table 1 - Census Data- Nursing Facility Beds 2015

ADD / Facility	Number of Licensed Beds	Beginning Census	Admissions	Discharges	Deaths	Ending Census	Total Patient Days	Occupancy Percentage
TRIMBLE								
Signature Health Care of Trimble County	60	55	42	26	20	51	21,015	95.96%
TRIMBLE County Total:	60	55	42	26	20	51	21,015	95.96%
ADD: 6 Total	5,813	4,989	18,371	16,603	1,783	4,973	1,852,345	87.58%
ADD:7								
BOONE								
Bridgepoint Care and Rehabilitation Center	151	147	399	381	24	141	51,923	94.21%
Florence Park Care Center	150	137	238	197	42	136	49,805	90.97%
St Elizabeth Florence SNF	16	15	409	405	3	16	5,178	88.66%
BOONE County Total:	317	299	1,046	983	69	293	106,906	92.40%
CAMPBELL								
Baptist Convalescent Center	167	166	176	120	61	161	59,392	97.44%
Carmel Manor	65	62	54	17	38	61	22,282	93.92%
Coldspring Transitional Care Center	143	29	548	444	33	100	29,788	57.07%
Highlandspring of Ft Thomas	140	126	579	543	48	114	45,458	88.96%
St. Elizabeth FT Thomas SNF	26	13	429	427	1	14	5,423	57.14%
CAMPBELL County Total:	541	396	1,786	1,551	181	450	162,343	82.21%
CARROLL								
Green Valley Health and Rehabilitation Center	78	70	98	78	22	68	25,826	90.71%
CARROLL County Total:	78	70	98	78	22	68	25,826	90.71%
GALLATIN								
Providence Gallatin	120	101	85	62	40	84	34,307	78.33%
GALLATIN County Total:	120	101	85	62	40	84	34,307	78.33%

Table 1 - Census Data- Nursing Facility Beds 2015

ADD / Facility	Number of Licensed Beds	Beginning Census	Admissions	Discharges	Deaths	Ending Census	Total Patient Days	Occupancy Percentage
GRANT								
Grant Center	95	88	203	169	31	91	33,141	96.10%
GRANT County Total:	95	88	203	169	31	91	33,141	96.10%
KENTON								
Madonna Manor	59	59	230	212	25	52	18,787	87.24%
Providence Pavilion	82	75	237	213	30	69	26,244	87.68%
Rosedale Manor	210	205	285	202	90	198	70,590	92.09%
Village Care Center	100	91	190	140	47	94	33,217	91.01%
Villaspring of Erlanger	140	127	732	673	58	128	47,318	92.60%
Woodcrest Nursing and Rehabilitation Center	127	113	418	393	32	106	39,944	86.17%
KENTON County Total:	718	670	2,092	1,833	282	647	236,100	90.09%
OWEN								
Owenton Center	100	95	94	67	28	94	32,849	90.00%
OWEN County Total:	100	95	94	67	28	94	32,849	90.00%
PENDLETON								
River Valley Nursing Home	60	57	45	21	21	60	21,648	98.85%
PENDLETON County Total:	60	57	45	21	21	60	21,648	98.85%
ADD: 7 Total	2,029	1,776	5,449	4,764	674	1,787	653,120	88.21%
ADD:8								
BRACKEN								
Bracken County Nursing and Rehabilitation Center	32	30	81	80	5	26	9,819	84.07%
BRACKEN County Total:	32	30	81	80	5	26	9,819	84.07%

Table 1 - Census Data- Nursing Facility Beds 2015

ADD / Facility	Number of Licensed Beds	Beginning Census	Admissions	Discharges	Deaths	Ending Census	Total Patient Days	Occupancy Percentage
FLEMING								
Pioneer Trace Nursing Home	92	77	95	73	19	80	28,461	84.76%
FLEMING County Total:	92	77	95	73	19	80	28,461	84.76%
LEWIS								
Golden Living Center - Vanceburg	94	93	68	56	15	90	10,607	30.92%
LEWIS County Total:	94	93	68	56	15	90	10,607	30.92%
MASON								
Maysville Nursing and Rehabilitation Facility	130	113	231	164	53	127	45,680	96.27%
MASON County Total:	130	113	231	164	53	127	45,680	96.27%
ROBERTSON								
Robertson County Health Care Facility	60	58	65	44	20	59	20,535	93.77%
ROBERTSON County Total:	60	58	65	44	20	59	20,535	93.77%
ADD: 8 Total	408	371	540	417	112	382	115,102	77.29%
ADD:9								
BATH								
Ridgeway Nursing and Rehabilitation	99	86	111	83	24	90	32,419	89.72%
BATH County Total:	99	86	111	83	24	90	32,419	89.72%
MENIFEE								
Edgewood Estates	60	58	36	11	23	60	21,498	98.16%
MENIFEE County Total:	60	58	36	11	23	60	21,498	98.16%
MONTGOMERY								
Windsor Care Center	144	123	315	265	42	131	48,148	91.61%
MONTGOMERY County Total:	144	123	315	265	42	131	48,148	91.61%

Table 1 - Census Data- Nursing Facility Beds 2015

ADD / Facility	Number of Licensed Beds	Beginning Census	Admissions	Discharges	Deaths	Ending Census	Total Patient Days	Occupancy Percentage
MORGAN								
West Liberty Nursing and Rehabilitation Center	48	46	47	40	10	43	16,725	95.46%
MORGAN County Total:	48	46	47	40	10	43	16,725	95.46%
ROWAN								
Life Care Center of Morehead	97	89	143	127	23	82	32,748	92.50%
St. Claire Medical Center TCU	10	6	220	180	43	3	1,848	50.63%
ROWAN County Total:	107	95	363	307	66	85	34,596	88.58%
ADD: 9 Total	458	408	872	706	165	409	153,386	91.75%
ADD:10								
BOYD								
Boyd Nursing and Rehabilitation Center	60	57	130	112	18	57	20,465	93.45%
Kingsbrook Lifecare Center	147	138	719	684	31	142	50,370	93.88%
Woodland Oaks Health Care Facility	110	106	277	247	28	108	38,921	96.94%
BOYD County Total:	317	301	1,126	1,043	77	307	109,756	94.86%
CARTER								
Carter Nursing and Rehabilitation Center	120	117	197	179	21	114	42,033	95.97%
CARTER County Total:	120	117	197	179	21	114	42,033	95.97%
ELLIOTT								
Elliott Nursing and Rehabilitation Center	75	72	112	94	21	69	25,964	94.85%
ELLIOTT County Total:	75	72	112	94	21	69	25,964	94.85%
GREENUP								
Oakmont Manor	85	80	236	209	27	80	29,798	96.05%
South Shore Nursing and Rehabilitation Center	60	51	98	89	11	49	19,101	87.22%

Table 1 - Census Data- Nursing Facility Beds 2015

ADD / Facility	Number of Licensed Beds	Beginning Census	Admissions	Discharges	Deaths	Ending Census	Total Patient Days	Occupancy Percentage
Wurtland Nursing and Rehabilitation Center	126	112	248	231	24	105	37,787	82.16%
GREENUP County Total:	271	243	582	529	62	234	86,686	87.64%
LAWRENCE								
The Jordan Center	104	94	86	73	13	94	33,679	88.72%
LAWRENCE County Total:	104	94	86	73	13	94	33,679	88.72%
ADD: 10 Total	887	827	2,103	1,918	194	818	298,118	92.08%
ADD:11								
FLOYD								
Highlands Regional Medical Center (Prestonsburg)	18	0	0	0	0	0	0	0.00%
Prestonsburg Health Care Center	56	51	62	48	15	50	18,388	89.96%
Riverview Health Care Center	121	108	312	269	39	112	39,702	89.89%
FLOYD County Total:	195	159	374	317	54	162	58,090	81.62%
JOHNSON								
Mountain Manor of Paintsville	126	117	263	221	37	122	43,565	94.73%
JOHNSON County Total:	126	117	263	221	37	122	43,565	94.73%
MAGOFFIN								
Salyersville Nursing and Rehabilitation Center	142	114	213	176	30	121	43,162	83.28%
MAGOFFIN County Total:	142	114	213	176	30	121	43,162	83.28%
MARTIN								
Martin County Health Care Facility	65	55	111	90	16	60	21,091	88.90%
MARTIN County Total:	65	55	111	90	16	60	21,091	88.90%
PIKE								
Good Shepherd Community Nursing Center	118	80	239	227	16	76	28,941	67.20%

Table 1 - Census Data- Nursing Facility Beds 2015

ADD / Facility	Number of Licensed Beds	Beginning Census	Admissions	Discharges	Deaths	Ending Census	Total Patient Days	Occupancy Percentage
Mountain View Health Care Center	106	81	198	185	11	83	30,645	79.21%
Parkview Nursing and Rehabilitation Center (Pikeville)	120	117	236	213	29	111	41,956	95.79%
Signature Health Care of Pikeville	106	95	231	188	34	104	36,611	94.63%
Williamson ARH Nursing Facility	35	21	165	147	15	24	8,098	63.39%
PIKE County Total:	485	394	1,069	960	105	398	146,251	82.62%
ADD: 11 Total	1,013	839	2,030	1,764	242	863	312,159	84.43%
ADD:12								
BREATHITT								
Nim Henson Geriatric Center	120	76	92	82	15	71	27,850	63.58%
BREATHITT County Total:	120	76	92	82	15	71	27,850	63.58%
KNOTT								
Knott County Health and Rehabilitation Center	92	89	74	62	11	90	33,233	98.97%
KNOTT County Total:	92	89	74	62	11	90	33,233	98.97%
LEE								
Lee County Care and Rehabilitation Center	109	96	141	109	27	101	33,472	84.13%
LEE County Total:	109	96	141	109	27	101	33,472	84.13%
LESLIE								
Hyden Health and Rehabilitation Center	94	94	159	154	5	94	33,592	97.91%
LESLIE County Total:	94	94	159	154	5	94	33,592	97.91%
LETCHER								
Letcher Manor	142	123	343	338	9	119	45,396	87.59%
LETCHER County Total:	142	123	343	338	9	119	45,396	87.59%

Table 1 - Census Data- Nursing Facility Beds 2015

ADD / Facility	Number of Licensed Beds	Beginning Census	Admissions	Discharges	Deaths	Ending Census	Total Patient Days	Occupancy Percentage
OWSLEY								
Owsley County Health Care Center	91	77	194	180	15	76	26,473	79.70%
OWSLEY County Total:	91	77	194	180	15	76	26,473	79.70%
PERRY								
Hazard Health and Rehabilitation Center	200	195	290	275	16	194	70,684	96.83%
Paul E Patton Eastern Ky Veterans Center	120	108	68	23	43	110	38,878	88.76%
PERRY County Total:	320	303	358	298	59	304	109,562	93.80%
WOLFE								
Wolfe County Health and Rehabilitation Center	100	99	83	58	28	96	35,935	98.45%
WOLFE County Total:	100	99	83	58	28	96	35,935	98.45%
ADD: 12 Total	1,068	957	1,444	1,281	169	951	345,513	88.63%
ADD:13								
BELL								
Middlesboro Health Care Facility	95	94	98	68	34	90	33,236	95.85%
Mountain View Nursing and Rehab Ctr	115	82	96	84	7	87	31,746	75.63%
Pineville Community Hospital	30	22	204	186	17	23	9,462	86.41%
BELL County Total:	240	198	398	338	58	200	74,444	84.98%
CLAY								
Laurel Creek Health Care Center	106	82	239	205	19	97	32,926	85.10%
CLAY County Total:	106	82	239	205	19	97	32,926	85.10%
HARLAN								
Harlan Health and Rehabilitation Center	143	140	178	148	35	135	51,482	98.63%

Table 1 - Census Data- Nursing Facility Beds 2015

ADD / Facility	Number of Licensed Beds	Beginning Census	Admissions	Discharges	Deaths	Ending Census	Total Patient Days	Occupancy Percentage
Tri-Cities Nursing and Rehabilitation Center	0	77	204	189	28	64	25,527	82.28%
HARLAN County Total:	143	217	382	337	63	199	77,009	92.54%
JACKSON								
Signature HealthCare at Jackson Manor	51	47	73	48	22	50	17,942	96.38%
JACKSON County Total:	51	47	73	48	22	50	17,942	96.38%
KNOX								
Barbourville Health and Rehabilitation Center	135	127	160	122	35	130	48,079	97.57%
Christian Health Center - Corbin	100	92	139	105	33	93	33,673	92.25%
KNOX County Total:	235	219	299	227	68	223	81,752	95.31%
LAUREL								
Hillcrest Health and Rehabilitation Center	120	115	153	122	28	118	42,636	97.34%
Laurel Heights Home for the Elderly	143	140	156	121	35	140	50,840	97.40%
LAUREL County Total:	263	255	309	243	63	258	93,476	97.38%
ROCKCASTLE								
Rockcastle Health and Rehabilitation Center	104	94	116	105	11	94	34,835	91.77%
Rockcastle Regional Hospital and Respiratory Care	93	93	120	81	44	88	33,264	97.99%
ROCKCASTLE County Total:	197	187	236	186	55	182	68,099	94.71%
WHITLEY								
Corbin Health and Rehabilitation Center	100	95	142	126	15	96	35,265	96.62%
The Heritage	85	78	157	145	11	79	29,777	95.98%
Williamsburg Health and Rehabilitation Center	125	124	116	118	4	118	44,673	97.91%
WHITLEY County Total:	310	297	415	389	30	293	109,715	96.96%

Table 1 - Census Data- Nursing Facility Beds 2015

ADD / Facility	Number of Licensed Beds	Beginning Census	Admissions	Discharges	Deaths	Ending Census	Total Patient Days	Occupancy Percentage
ADD: 13 Total	1,545	1,502	2,351	1,973	378	1,502	555,363	93.35%
ADD:14								
ADAIR								
Summit Manor Health and Rehabilitation Center	104	98	126	100	26	98	35,492	93.50%
ADAIR County Total:	104	98	126	100	26	98	35,492	93.50%
CASEY								
Liberty Care and Rehabilitation Center	97	93	81	61	20	93	34,621	97.79%
CASEY County Total:	97	93	81	61	20	93	34,621	97.79%
CLINTON								
Clinton County Care and Rehabilitation Center	52	43	104	94	6	47	17,812	93.85%
CLINTON County Total:	52	43	104	94	6	47	17,812	93.85%
GREEN								
Golden Living Center - Green Hill	118	103	171	141	38	95	36,789	85.42%
McDowell Skilled Nursing Facility	5	0	0	0	0	0	0	0.00%
GREEN County Total:	123	103	171	141	38	95	36,789	81.94%
MCCREARY								
Signature Healthcare of McCreary County Rehab	60	55	127	101	21	60	21,018	95.97%
MCCREARY County Total:	60	55	127	101	21	60	21,018	95.97%
PULASKI								
Cumberland Nursing and Rehabilitation Center	93	92	199	180	24	87	32,655	96.20%
Lake Cumberland Regional Hospital	12	10	257	254	2	11	4,074	93.01%
Somerset Nursing and Rehabilitation Facility	123	110	126	95	25	116	42,306	94.23%

Table 1 - Census Data- Nursing Facility Beds 2015

ADD / Facility	Number of Licensed Beds	Beginning Census	Admissions	Discharges	Deaths	Ending Census	Total Patient Days	Occupancy Percentage
Somerwoods Nursing and Rehabilitation	166	153	201	164	44	146	52,582	86.78%
PULASKI County Total:	394	365	783	693	95	360	131,617	91.52%
RUSSELL								
Fair Oaks Health Systems	114	114	63	34	29	114	41,461	99.64%
RUSSELL County Total:	114	114	63	34	29	114	41,461	99.64%
TAYLOR								
Campbellsville Nursing and Rehabilitation	67	59	120	99	20	60	21,834	89.28%
The Grandview Nursing and Rehabilitation Facility	81	75	123	97	22	79	28,124	95.13%
TAYLOR County Total:	148	134	243	196	42	139	49,958	92.48%
WAYNE								
Hicks' Golden Years Nursing Home	59	58	28	7	20	59	21,220	98.54%
WAYNE County Total:	59	58	28	7	20	59	21,220	98.54%
ADD: 14 Total	1,151	1,063	1,726	1,427	297	1,065	389,988	92.83%
ADD:15								
ANDERSON								
Heritage Hall Health and Rehabilitation Center	94	88	112	86	28	86	32,916	95.94%
ANDERSON County Total:	94	88	112	86	28	86	32,916	95.94%
BOURBON								
Bourbon Heights	67	65	25	5	19	66	24,068	98.42%
BOURBON County Total:	67	65	25	5	19	66	24,068	98.42%
BOYLE								
Charleston Health Care Center	90	86	166	124	41	87	31,486	95.85%
Danville Center For Health	106	92	101	75	25	93	33,565	86.75%

Table 1 - Census Data- Nursing Facility Beds 2015

ADD / Facility	Number of Licensed Beds	Beginning Census	Admissions	Discharges	Deaths	Ending Census	Total Patient Days	Occupancy Percentage
Ephraim McDowell Regional Medical Center	25	13	403	394	9	13	3,645	39.95%
BOYLE County Total:	221	191	670	593	75	193	68,696	85.16%
CLARK								
Clark Regional Medical Center Transitional Care Un	25	18	225	216	6	21	8,057	88.30%
Fountain Circle Care and Rehab Ctr	179	137	282	238	42	139	50,426	77.18%
CLARK County Total:	204	155	507	454	48	160	58,483	78.54%
ESTILL								
Irvine Nursing and Rehabilitation	86	85	174	153	23	83	29,903	95.26%
ESTILL County Total:	86	85	174	153	23	83	29,903	95.26%
FAYETTE								
Bluegrass Care and Rehabilitation Center	124	100	207	156	43	108	37,954	83.86%
Brookdale Richmond Place SNF	120	107	749	713	57	86	39,055	89.17%
Cambridge Place	118	105	81	54	29	103	36,525	84.80%
Cardinal Hill Rehab Unit	74	30	1,077	1,071	3	33	13,249	49.05%
Eastern State Hosp Long Term Acquired Brain Injury	44	5	38	24	1	18	4,074	25.37%
Lexington Country Place	111	85	155	116	38	86	30,407	75.05%
Mayfair Manor	48	46	71	59	12	46	16,860	96.23%
Northpoint Lexington Healthcare Center	150	145	157	125	35	142	53,228	97.22%
Providence Homestead	136	132	202	170	40	124	46,111	92.89%
Providence Pine Meadows	120	102	177	123	43	113	39,777	90.82%
Rose Manor Health Care	34	33	10	1	9	33	12,212	98.40%
Sayre Christian Village Nursing Home	109	95	232	190	30	107	38,058	95.66%
Tanbark Health Care	34	30	415	407	8	30	10,565	85.13%
The Willows at Hamburg	80	62	267	215	40	74	26,120	89.45%

Table 1 - Census Data- Nursing Facility Beds 2015

ADD / Facility	Number of Licensed Beds	Beginning Census	Admissions	Discharges	Deaths	Ending Census	Total Patient Days	Occupancy Percentage
Willows at Citation	54	32	251	208	24	51	16,414	83.28%
FAYETTE County Total:	1,356	1,109	4,089	3,632	412	1,154	420,609	84.98%
FRANKLIN								
Bradford Square Rehabilitation and Nursing Center	100	97	263	227	39	94	34,310	94.00%
Golden Living Center - Frankfort	100	95	199	178	23	93	34,227	93.77%
FRANKLIN County Total:	200	192	462	405	62	187	68,537	93.89%
GARRARD								
Christian Care Center of Lancaster	96	94	133	105	28	94	33,977	96.97%
GARRARD County Total:	96	94	133	105	28	94	33,977	96.97%
HARRISON								
Cedar Ridge Health Campus	48	45	122	103	16	48	17,036	97.24%
Edgemont Healthcare	68	58	68	41	27	58	20,972	84.50%
Grand Haven Nursing Home	54	52	91	77	14	52	18,779	95.28%
HARRISON County Total:	170	155	281	221	57	158	56,787	91.52%
JESSAMINE								
Diversicare of Nicholasville	73	67	101	87	20	61	23,814	89.38%
Thomson Hood Veterans Center	285	249	134	34	115	234	90,381	86.88%
JESSAMINE County Total:	358	316	235	121	135	295	114,195	87.39%
LINCOLN								
Golden Living Center - Stanford	128	119	131	84	51	115	43,320	92.72%
LINCOLN County Total:	128	119	131	84	51	115	43,320	92.72%
MADISON								
Berea Health Care Center	84	77	114	87	31	73	26,571	86.66%
Kenwood Health and Rehabilitation Center	93	82	173	148	24	83	31,308	92.23%

Table 1 - Census Data- Nursing Facility Beds 2015

ADD / Facility	Number of Licensed Beds	Beginning Census	Admissions	Discharges	Deaths	Ending Census	Total Patient Days	Occupancy Percentage
Madison Health and Rehabilitation Center	92	86	175	145	34	82	29,756	88.61%
The Terrace Nursing and Rehabilitation Facility	102	102	130	111	27	94	35,772	96.08%
MADISON County Total:	371	347	592	491	116	332	123,407	91.13%
MERCER								
Harrodsburg Health & Rehab Ctr	112	102	171	125	41	107	35,538	86.93%
The James B. Haggin Memorial Hospital	34	33	21	4	16	34	11,874	95.68%
MERCER County Total:	146	135	192	129	57	141	47,412	88.97%
NICHOLAS								
Johnson Mathers Nursing Home	104	99	70	52	26	91	33,788	89.01%
NICHOLAS County Total:	104	99	70	52	26	91	33,788	89.01%
POWELL								
Stanton Nursing and Rehabilitation Center	81	65	165	146	13	71	24,710	83.58%
POWELL County Total:	81	65	165	146	13	71	24,710	83.58%
SCOTT								
Dover Manor	85	83	84	54	35	78	28,982	93.41%
Signature Healthcare of Georgetown	50	42	77	58	15	46	16,332	89.49%
SCOTT County Total:	135	125	161	112	50	124	45,314	91.96%
ADD: 15 Total	3,817	3,340	7,999	6,789	1,200	3,350	1,226,122	88.01%
Statewide Total	26,314	23,001	58,319	50,701	7,660	22,958	8,416,285	87.42%

Table 1A - Census Data- Nursing Facility Beds 2015

ADD / Facility	Number of Licensed Beds	Beginning Census	Admissions	Discharges	Deaths	Ending Census	Total Patient Days	Occupancy Percentage
PURCHASE	1,654	1,270	3,264	2,753	481	1,300	478,592	79.47%
PENNYRILE	1,823	1,502	2,924	2,400	515	1,511	548,055	82.37%
GREEN RIVER	1,423	1,248	2,775	2,391	404	1,228	442,263	85.15%
BARREN RIVER	1,875	1,683	3,183	2,681	540	1,645	609,151	89.01%
LINCOLN TRAIL	1,350	1,226	3,288	2,834	506	1,174	437,008	88.69%
KIPDA	5,813	4,989	18,371	16,603	1,783	4,973	1,852,345	87.58%
NORTHERN KY	2,029	1,776	5,449	4,764	674	1,787	653,120	88.21%
BUFFALO TRACE	408	371	540	417	112	382	115,102	77.29%
GATEWAY	458	408	872	706	165	409	153,386	91.75%
FIVCO	887	827	2,103	1,918	194	818	298,118	92.08%
BIG SANDY	1,013	839	2,030	1,764	242	863	312,159	84.43%
KY RIVER	1,068	957	1,444	1,281	169	951	345,513	88.63%
CUMBERLAND VALLEY	1,545	1,502	2,351	1,973	378	1,502	555,363	93.35%
LAKE CUMBERLAND	1,151	1,063	1,726	1,427	297	1,065	389,988	92.83%
BLUEGRASS	3,817	3,340	7,999	6,789	1,200	3,350	1,226,122	88.01%
Statewide Total	26,314	23,001	58,319	50,701	7,660	22,958	8,416,285	87.42%

Table 2 - Census Data- Personal Care Beds 2015

ADD / Facility	Number of Licensed Beds	Beginning Census	Admissions	Discharges	Deaths	Ending Census	Total Patient Days	Occupancy Percentage
ADD:1								
CALLOWAY								
Fern Terrace of Murray	103	72	42	39	1	74	27,010	71.84%
Gardens At Hickory Woods	22	0	17	3	1	13	2,090	41.67%
CALLOWAY County Total:	125	72	59	42	2	87	29,100	68.29%
CARLISLE								
Countryside Center	8	8	1	1	0	8	2,900	99.32%
CARLISLE County Total:	8	8	1	1	0	8	2,900	99.32%
GRAVES								
Autumn Ridge Personal Care	24	16	16	9	1	22	8,030	91.67%
Fern Terrace of Mayfield	140	108	98	95	0	111	39,689	77.67%
GRAVES County Total:	164	124	114	104	1	133	47,719	79.72%
HICKMAN								
Clinton Hickman County Nursing Facility	10	4	4	3	1	4	1,601	43.86%
Clinton Place	10	3	2	0	1	4	1,156	31.67%
HICKMAN County Total:	20	7	6	3	2	8	2,757	37.77%
MCCRACKEN								
Gaither Suites at West Park	29	26	9	10	0	25	9,101	85.98%
MCCRACKEN County Total:	29	26	9	10	0	25	9,101	85.98%
ADD: 1 Total	346	237	189	160	5	261	91,577	74.29%
ADD:2								
CALDWELL								
Highland Homes, Inc.	100	86	41	41	2	84	31,570	86.49%
CALDWELL County Total:	100	86	41	41	2	84	31,570	86.49%
CHRISTIAN								
Christian County Manor	78	56	40	50	0	46	365	1.28%

Table 2 - Census Data- Personal Care Beds 2015

ADD / Facility	Number of Licensed Beds	Beginning Census	Admissions	Discharges	Deaths	Ending Census	Total Patient Days	Occupancy Percentage
Christian Health Center, Hopkinsville	2	2	1	1	0	2	730	100.00%
Pennyrile Home	94	79	188	185	1	81	29,204	85.12%
CHRISTIAN County Total:	174	137	229	236	1	129	30,299	47.71%
CRITTENDEN								
Crittenden County Health and Rehabilitation Center	4	0	0	0	0	0	0	0.00%
CRITTENDEN County Total:	4	0	0	0	0	0	0	0.00%
HOPKINS								
The Homestead	64	63	40	42	1	60	21,897	93.74%
HOPKINS County Total:	64	63	40	42	1	60	21,897	93.74%
LYON								
River's Bend Retirement Community	8	8	2	2	0	8	2,848	97.53%
LYON County Total:	8	8	2	2	0	8	2,848	97.53%
MUHLENBERG								
Diversicare of Greenville	30	10	9	7	0	12	3,910	59.69%
Sparks Nursing Center	88	62	26	24	1	63	23,332	72.64%
MUHLENBERG County Total:	118	72	35	31	1	75	27,242	70.45%
TODD								
Hearthstone Place	52	12	12	12	0	12	5,237	27.59%
TODD County Total:	52	12	12	12	0	12	5,237	27.59%
TRIGG								
Trigg County Manor	68	48	27	12	1	62	19,775	79.67%
TRIGG County Total:	68	48	27	12	1	62	19,775	79.67%
ADD: 2 Total	588	426	386	376	6	430	138,868	66.06%
ADD:3								
DAVIESS								
Bishop Soenneker Home	66	49	32	25	0	56	18,910	78.50%

Table 2 - Census Data- Personal Care Beds 2015

ADD / Facility	Number of Licensed Beds	Beginning Census	Admissions	Discharges	Deaths	Ending Census	Total Patient Days	Occupancy Percentage
Carmel Home	79	77	38	27	10	78	27,611	95.76%
Davco Rest Home	92	89	48	48	0	89	32,431	96.58%
Fern Terrace of Owensboro	68	59	31	38	0	52	20,459	82.43%
Owensboro Center	39	11	10	9	0	12	4,450	31.26%
DAVIESS County Total:	344	285	159	147	10	287	103,861	82.72%
HANCOCK								
The Oaks PCH/Lewisport	56	50	21	25	2	44	18,054	88.33%
HANCOCK County Total:	56	50	21	25	2	44	18,054	88.33%
MCLEAN								
Sunny Acres	32	28	9	14	0	23	9,520	81.51%
MCLEAN County Total:	32	28	9	14	0	23	9,520	81.51%
OHIO								
Beaver Dam Nursing and Rehab Center	23	18	16	14	1	19	7,294	86.89%
OHIO County Total:	23	18	16	14	1	19	7,294	86.89%
UNION								
Breckinridge Place	2	2	2	2	0	2	730	100.00%
UNION County Total:	2	2	2	2	0	2	730	100.00%
ADD: 3 Total	457	383	207	202	13	375	139,459	83.61%
ADD:4								
ALLEN								
Cornerstone Manor	36	33	26	26	1	32	12,052	91.72%
Scottsville Manor	40	30	27	21	0	36	12,786	87.58%
ALLEN County Total:	76	63	53	47	1	68	24,838	89.54%
BARREN								
Glasgow Health and Rehabilitation Center	10	6	1	7	0	0	1,588	43.51%

Table 2 - Census Data- Personal Care Beds 2015

ADD / Facility	Number of Licensed Beds	Beginning Census	Admissions	Discharges	Deaths	Ending Census	Total Patient Days	Occupancy Percentage
NHC HealthCare, Glasgow	12	4	3	0	0	7	2,555	58.33%
BARREN County Total:	22	10	4	7	0	7	4,143	51.59%
EDMONSON								
Edmonson Center	20	18	7	12	2	11	5,082	69.62%
EDMONSON County Total:	20	18	7	12	2	11	5,082	69.62%
HART								
Hart County Manor	54	50	20	33	0	37	17,608	89.34%
HART County Total:	54	50	20	33	0	37	17,608	89.34%
METCALFE								
Harper's Home for the Aged	27	23	7	7	0	23	8,395	85.19%
Metcalfe Health Care Center	21	16	5	7	0	14	5,425	70.78%
METCALFE County Total:	48	39	12	14	0	37	13,820	78.88%
MONROE								
Signature HealthCare of Monroe County Rehab	4	1	0	1	0	0	270	18.49%
MONROE County Total:	4	1	0	1	0	0	270	18.49%
SIMPSON								
Lewis Memorial Methodist Home	23	16	9	8	1	16	5,713	68.05%
SIMPSON County Total:	23	16	9	8	1	16	5,713	68.05%
WARREN								
Christian Health Center, Bowling Green	48	1	33	5	0	28	1,360	7.76%
Fern Terrace of Bowling Green	114	109	59	57	0	111	38,906	93.50%
WARREN County Total:	162	110	92	62	0	139	40,266	68.10%
ADD: 4 Total	409	307	197	184	4	315	111,740	74.85%

Table 2 - Census Data- Personal Care Beds 2015

ADD / Facility	Number of Licensed Beds	Beginning Census	Admissions	Discharges	Deaths	Ending Census	Total Patient Days	Occupancy Percentage
ADD:5								
BRECKINRIDGE								
Breckinridge Manor	40	19	2	21	0	0	3,326	22.78%
BRECKINRIDGE County Total:	40	19	2	21	0	0	3,326	22.78%
GRAYSON								
Grayson Manor	30	30	11	15	1	25	10,203	93.18%
GRAYSON County Total:	30	30	11	15	1	25	10,203	93.18%
HARDIN								
North Hardin Health and Rehabilitation Center	16	5	0	3	0	2	1,558	26.68%
HARDIN County Total:	16	5	0	3	0	2	1,558	26.68%
MARION								
Loretto Motherhouse Infirmary	22	22	7	7	0	22	7,843	97.67%
The Village of Lebanon II	10	9	7	11	0	5	2,651	72.63%
MARION County Total:	32	31	14	18	0	27	10,494	89.85%
MEADE								
Brandenburg Nursing and Rehabilitation	7	1	0	1	0	0	301	11.78%
MEADE County Total:	7	1	0	1	0	0	301	11.78%
NELSON								
Colonial Health and Rehabilitation Center	4	3	0	0	1	2	1,050	71.92%
Windsor Gardens CCRC	25	0	31	10	1	20	5,065	73.67%
NELSON County Total:	29	3	31	10	2	22	6,115	73.37%
WASHINGTON								
Sansbury Care Center	11	11	1	2	0	10	3,973	98.95%
WASHINGTON County Total:	11	11	1	2	0	10	3,973	98.95%
ADD: 5 Total	165	100	59	70	3	86	35,970	62.04%

Table 2 - Census Data- Personal Care Beds 2015

ADD / Facility	Number of Licensed Beds	Beginning Census	Admissions	Discharges	Deaths	Ending Census	Total Patient Days	Occupancy Percentage
ADD:6								
BULLITT								
Colonial House of Shepherdsville	62	54	22	24	0	52	19,710	87.10%
BULLITT County Total:	62	54	22	24	0	52	19,710	87.10%
JEFFERSON								
Barton House of Louisville #1	20	17	10	7	2	18	7,032	96.33%
Belmont Village	128	118	74	64	8	120	43,800	93.75%
Brookdale Blankenbaker	99	84	59	42	19	82	28,970	80.17%
Brookdale Stonecreek	20	18	21	15	4	20	6,039	82.73%
Eastern Star Home in KY	24	14	13	12	4	11	4,015	45.83%
Episcopal Church Home	127	69	51	52	2	66	25,606	55.24%
Forest Springs Health Campus	37	0	38	20	2	16	3,132	34.27%
Heartsong Memory Care	36	31	16	12	8	27	10,634	80.93%
Little Sisters of the Poor - St. Joseph's Home	15	15	6	5	1	15	5,323	97.22%
Louisville Protestant Altenheim	30	14	11	7	0	18	6,570	60.00%
Masonic Home of Louisville	104	67	80	65	1	81	27,367	72.09%
Morning Pointe Of Louisville At South Hurstbourne	80	0	45	4	0	41	3,214	37.55%
Nazareth Home	50	44	31	22	4	49	17,174	94.10%
Park Louisville	64	39	31	24	16	30	12,775	54.69%
Parr's at Springhurst	91	87	31	29	7	82	30,645	92.26%
Rose Anna Hughes Home	57	47	23	22	1	47	16,923	81.34%
Sacred Heart Village	31	17	12	10	1	18	5,641	49.85%
Sunrise of Louisville	94	77	62	44	12	83	28,044	81.74%
Symphony at Oaklawn	102	80	43	38	5	80	30,142	80.96%
The Forum at Brookside	24	24	13	10	4	23	8,225	93.89%
Treyton Oaks Towers	40	31	16	13	1	33	12,807	87.72%
Wesley Manor	39	16	26	16	3	23	7,227	50.77%

Table 2 - Census Data- Personal Care Beds 2015

ADD / Facility	Number of Licensed Beds	Beginning Census	Admissions	Discharges	Deaths	Ending Census	Total Patient Days	Occupancy Percentage
Westport Place Health Campus	26	21	10	10	0	21	7,912	83.37%
JEFFERSON County Total:	1,338	930	722	543	105	1,004	349,217	75.37%
SHELBY								
Colonial Hall Manor	57	45	32	23	0	54	17,885	85.96%
Masonic Home of Shelbyville	76	17	20	14	1	22	6,917	24.94%
SHELBY County Total:	133	62	52	37	1	76	24,802	51.09%
ADD: 6 Total	1,533	1,046	796	604	106	1,132	393,729	73.66%
ADD:7								
BOONE								
Colonial Gardens	80	70	38	30	9	69	24,681	84.52%
BOONE County Total:	80	70	38	30	9	69	24,681	84.52%
CAMPBELL								
Baptist Convalescent Center	30	22	10	10	0	22	7,642	69.79%
Carmel Manor	80	32	18	17	3	30	11,260	38.56%
CAMPBELL County Total:	110	54	28	27	3	52	18,902	47.08%
CARROLL								
Carrollton Manor	32	30	17	17	0	30	10,842	92.83%
Valley Haven Rest Home	45	33	17	15	0	35	12,775	77.78%
CARROLL County Total:	77	63	34	32	0	65	23,617	84.03%
GRANT								
Jonesville Rest Home	26	24	7	9	0	22	8,711	91.79%
GRANT County Total:	26	24	7	9	0	22	8,711	91.79%
KENTON								
Brookdale Edgewood	119	98	61	48	32	79	28,835	66.39%
Covington Ladies Home	32	27	8	8	1	26	10,203	87.35%

Table 2 - Census Data- Personal Care Beds 2015

ADD / Facility	Number of Licensed Beds	Beginning Census	Admissions	Discharges	Deaths	Ending Census	Total Patient Days	Occupancy Percentage
Ivy Knoll	45	42	4	10	0	36	13,140	80.00%
Madonna Manor	24	24	16	12	5	23	8,425	96.18%
Regency Manor	59	59	29	31	0	57	20,855	96.84%
Regency Manor North	30	30	18	20	0	28	10,541	96.26%
St Charles Care Center	32	29	18	19	1	27	10,184	87.19%
KENTON County Total:	341	309	154	148	39	276	102,183	82.10%
PENDLETON								
Falmouth Nursing Home	27	22	9	8	0	23	8,395	85.19%
The Front Gate	19	18	8	7	0	19	6,623	95.50%
PENDLETON County Total:	46	40	17	15	0	42	15,018	89.45%
ADD: 7 Total	680	560	278	261	51	526	193,112	77.80%
ADD:9								
BATH								
Hilltop Manor	36	33	12	12	0	33	11,709	89.11%
BATH County Total:	36	33	12	12	0	33	11,709	89.11%
MENIFEE								
Edgewood Estates	8	8	4	7	0	5	2,208	75.62%
MENIFEE County Total:	8	8	4	7	0	5	2,208	75.62%
MORGAN								
West Liberty Nursing and Rehabilitation Center	2	1	2	1	0	2	668	91.51%
MORGAN County Total:	2	1	2	1	0	2	668	91.51%
ADD: 9 Total	46	42	18	20	0	40	14,585	86.87%
ADD:10								
BOYD								
Artrips Personal Care Home	22	20	12	12	1	19	7,300	90.91%
Hamilton's Personal Care Home	22	20	0	1	0	19	7,295	90.85%

Table 2 - Census Data- Personal Care Beds 2015

ADD / Facility	Number of Licensed Beds	Beginning Census	Admissions	Discharges	Deaths	Ending Census	Total Patient Days	Occupancy Percentage
King's Daughters And Sons Home	36	35	15	14	0	36	13,115	99.81%
BOYD County Total:	80	75	27	27	1	74	27,710	94.90%
GREENUP								
Frasure's Personal Care Home	61	58	27	32	0	53	20,722	93.07%
Morning Pointe Ridge	60	60	33	28	5	60	21,900	100.00%
Oakmont Manor	18	16	4	5	0	15	5,723	87.11%
Russell Convalescent Home	28	26	17	17	1	25	9,582	93.76%
Trinity Station Retirement Community	30	26	29	20	7	28	9,475	86.53%
GREENUP County Total:	197	186	110	102	13	181	67,402	93.74%
LAWRENCE								
The Jordan Center	6	4	1	1	0	4	1,764	80.55%
LAWRENCE County Total:	6	4	1	1	0	4	1,764	80.55%
ADD: 10 Total	283	265	138	130	14	259	96,876	93.79%
ADD:11								
JOHNSON								
Venture Home of Paintsville	56	52	25	29	1	47	17,597	86.09%
JOHNSON County Total:	56	52	25	29	1	47	17,597	86.09%
MAGOFFIN								
Salyersville Nursing and Rehabilitation Center	1	0	0	0	0	0	0	0.00%
MAGOFFIN County Total:	1	0	0	0	0	0	0	0.00%
MARTIN								
Martin County Health Care Facility	8	6	3	6	0	3	1,584	54.25%
MARTIN County Total:	8	6	3	6	0	3	1,584	54.25%

Table 2 - Census Data- Personal Care Beds 2015

ADD / Facility	Number of Licensed Beds	Beginning Census	Admissions	Discharges	Deaths	Ending Census	Total Patient Days	Occupancy Percentage
PIKE								
Good Shepherd Community Nursing Center	2	2	1	1	0	2	715	97.95%
PIKE County Total:	2	2	1	1	0	2	715	97.95%
ADD: 11 Total	67	60	29	36	1	52	19,896	81.36%
ADD:12								
KNOTT								
Caney Creek Rehabilitation Complex	60	39	1	6	0	34	13,375	61.07%
Golden Years Rest Home	84	64	60	51	0	73	26,645	86.90%
KNOTT County Total:	144	103	61	57	0	107	40,020	76.14%
OWSLEY								
Owsley County Health Care Center	8	2	2	2	0	2	730	25.00%
OWSLEY County Total:	8	2	2	2	0	2	730	25.00%
ADD: 12 Total	152	105	63	59	0	109	40,750	73.45%
ADD:13								
BELL								
Generations Center of Middlesboro	64	60	31	30	1	60	22,565	96.60%
BELL County Total:	64	60	31	30	1	60	22,565	96.60%
HARLAN								
The Laurels	82	71	12	18	0	65	23,725	79.27%
HARLAN County Total:	82	71	12	18	0	65	23,725	79.27%
JACKSON								
Signature HealthCare at Jackson Manor	4	3	1	1	0	3	1,289	88.29%
JACKSON County Total:	4	3	1	1	0	3	1,289	88.29%

Table 2 - Census Data- Personal Care Beds 2015

ADD / Facility	Number of Licensed Beds	Beginning Census	Admissions	Discharges	Deaths	Ending Census	Total Patient Days	Occupancy Percentage
KNOX								
Christian Health Center - Corbin	2	0	2	1	0	1	177	24.25%
KNOX County Total:	2	0	2	1	0	1	177	24.25%
ADD: 13 Total	152	134	46	50	1	129	47,756	86.08%
ADD:14								
MCCREARY								
Cumberland Manor Rest Home	49	48	22	21	0	49	17,026	95.20%
MCCREARY County Total:	49	48	22	21	0	49	17,026	95.20%
PULASKI								
Crestview Personal Care	30	29	15	15	0	29	10,495	95.84%
Somerview Personal Care Home	50	46	51	50	2	45	17,041	93.38%
PULASKI County Total:	80	75	66	65	2	74	27,536	94.30%
WAYNE								
Dishman Personal Care Home	49	40	33	33	0	40	14,391	80.46%
Hicks' Golden Years Nursing Home	1	0	1	0	0	1	296	81.10%
WAYNE County Total:	50	40	34	33	0	41	14,687	80.48%
ADD: 14 Total	179	163	122	119	2	164	59,249	90.68%
ADD:15								
ANDERSON								
Heritage Hall Health and Rehabilitation Center	18	15	10	15	1	9	4,527	68.90%
Sunset Hill Personal Care Home	16	13	0	3	0	10	4,344	74.38%
ANDERSON County Total:	34	28	10	18	1	19	8,871	71.48%

Table 2 - Census Data- Personal Care Beds 2015

ADD / Facility	Number of Licensed Beds	Beginning Census	Admissions	Discharges	Deaths	Ending Census	Total Patient Days	Occupancy Percentage
BOURBON								
Bourbon Heights	10	9	2	2	0	9	3,262	89.37%
BOURBON County Total:	10	9	2	2	0	9	3,262	89.37%
BOYLE								
McDowell Place of Danville	12	12	7	8	0	11	4,161	95.00%
BOYLE County Total:	12	12	7	8	0	11	4,161	95.00%
ESTILL								
Irvine Nursing and Rehabilitation	2	2	1	1	0	2	727	99.59%
ESTILL County Total:	2	2	1	1	0	2	727	99.59%
FAYETTE								
Brookdale Richmond Place	81	80	66	74	6	66	26,327	89.05%
Central Ky Recovery Center Unit 1	16	16	30	31	0	15	5,057	86.59%
Central KY Recovery Center Unit 2	16	10	26	21	0	15	5,232	89.59%
Lantern at Morning Pointe Alz and Memory Care	50	38	41	31	5	43	15,695	86.00%
Lexington Country Place	22	19	13	8	3	21	7,739	96.38%
Mayfair Village Retirement Center	24	17	6	8	0	15	6,404	73.11%
Morning Pointe of Lexington	80	64	50	38	5	71	25,915	88.75%
Morning Pointe of Lexington East	80	51	39	25	6	59	21,535	73.75%
Tanbark Health Care	62	49	47	46	1	49	17,723	78.32%
The Breckinridge	26	24	7	3	4	24	8,500	89.57%
The Legacy At The Willows	25	13	27	17	1	22	6,899	75.61%
The Villa at Chevy Chase	16	16	5	5	0	16	5,575	95.46%
The Willows at Hamburg	26	19	26	26	0	19	6,591	69.45%
Willows at Citation	36	13	46	34	1	24	6,954	52.92%
FAYETTE County Total:	560	429	429	367	32	459	166,146	81.28%

Table 2 - Census Data- Personal Care Beds 2015

ADD / Facility	Number of Licensed Beds	Beginning Census	Admissions	Discharges	Deaths	Ending Census	Total Patient Days	Occupancy Percentage
FRANKLIN								
Morning Pointe of Frankfort	48	41	22	15	5	43	15,330	87.50%
The Lantern at Morning Pointe of Frankfort	36	28	34	15	11	36	13,140	100.00%
FRANKLIN County Total:	84	69	56	30	16	79	28,470	92.86%
HARRISON								
Cedar Ridge Health Campus	26	0	26	0	0	26	2,574	100.00%
Parkside Manor	51	50	32	32	0	50	17,976	96.57%
Shady Lawn Home	75	74	27	31	0	70	26,361	96.30%
HARRISON County Total:	152	124	85	63	0	146	46,911	96.60%
JESSAMINE								
Bridgepointe At Ashgrove Woods	78	41	58	32	5	62	18,869	66.28%
Rose Terrace Lodge	40	39	22	23	0	38	13,900	95.21%
Wesley Village	28	19	3	2	3	17	6,870	67.22%
JESSAMINE County Total:	146	99	83	57	8	117	39,639	74.38%
LINCOLN								
Waynesburg Manor	28	28	24	17	7	28	9,855	96.43%
LINCOLN County Total:	28	28	24	17	7	28	9,855	96.43%
MADISON								
Morning Pointe of Richmond	48	42	15	12	3	42	15,330	87.50%
Telford Terrace	14	7	9	7	0	9	2,915	57.05%
MADISON County Total:	62	49	24	19	3	51	18,245	80.62%
POWELL								
Stanton Nursing and Rehabilitation Center	1	0	0	0	0	0	0	0.00%
POWELL County Total:	1	0	0	0	0	0	0	0.00%

Table 2 - Census Data- Personal Care Beds 2015

ADD / Facility	Number of Licensed Beds	Beginning Census	Admissions	Discharges	Deaths	Ending Census	Total Patient Days	Occupancy Percentage
SCOTT								
Dover Manor	6	3	0	0	0	3	883	40.32%
SCOTT County Total:	6	3	0	0	0	3	883	40.32%
WOODFORD								
Taylor Manor Nursing Home	24	18	21	20	2	17	5,836	66.62%
WOODFORD County Total:	24	18	21	20	2	17	5,836	66.62%
ADD: 15 Total	1,121	870	742	602	69	941	333,006	82.79%
Statewide Total	6,178	4,698	3,270	2,873	275	4,819	1,716,573	77.55%

Table 3 - Census Data- Nursing Home (CCRC) Beds 2015

ADD / Facility	Number of Licensed Beds	Beginning Census	Admissions	Discharges	Deaths	Ending Census	Total Patient Days	Occupancy Percentage
ADD:2								
CHRISTIAN								
Christian Health Center, Hopkinsville	2	2	1	1	0	2	515	70.55%
CHRISTIAN County Total:	2	2	1	1	0	2	515	70.55%
LYON								
River's Bend Retirement Community	1	1	0	0	0	1	365	100.00%
LYON County Total:	1	1	0	0	0	1	365	100.00%
ADD: 2 Total	3	3	1	1	0	3	880	80.37%
ADD:3								
UNION								
Breckinridge Place	6	6	3	2	1	6	2,190	100.00%
UNION County Total:	6	6	3	2	1	6	2,190	100.00%
ADD: 3 Total	6	6	3	2	1	6	2,190	100.00%
ADD:4								
WARREN								
Christian Health Center, Bowling Green	6	6	3	2	1	6	2,179	99.50%
WARREN County Total:	6	6	3	2	1	6	2,179	99.50%
ADD: 4 Total	6	6	3	2	1	6	2,179	99.50%
ADD:5								
MARION								
The Village of Lebanon II	10	4	10	5	4	5	1,965	53.84%
MARION County Total:	10	4	10	5	4	5	1,965	53.84%
NELSON								
Windsor Gardens CCRC	11	0	12	2	5	5	1,037	34.28%
NELSON County Total:	11	0	12	2	5	5	1,037	34.28%
ADD: 5 Total	21	4	22	7	9	10	3,002	44.97%

Table 3 - Census Data- Nursing Home (CCRC) Beds 2015

ADD / Facility	Number of Licensed Beds	Beginning Census	Admissions	Discharges	Deaths	Ending Census	Total Patient Days	Occupancy Percentage
ADD:6								
JEFFERSON								
Christian Health Center of Louisville	4	4	16	19	0	1	751	51.44%
Episcopal Church Home	46	33	11	20	17	7	7,455	44.40%
Louisville Protestant Altenheim	8	5	7	1	4	7	2,555	87.50%
Sacred Heart Village	6	1	2	2	0	1	394	17.99%
The Forum at Brookside	18	16	17	11	4	18	6,214	94.58%
JEFFERSON County Total:	82	59	53	53	25	34	17,369	58.03%
ADD: 6 Total	82	59	53	53	25	34	17,369	58.03%
ADD:7								
KENTON								
Madonna Manor	1	1	0	0	1	0	321	87.95%
KENTON County Total:	1	1	0	0	1	0	321	87.95%
ADD: 7 Total	1	1	0	0	1	0	321	87.95%
ADD:10								
GREENUP								
Trinity Station Retirement Community	17	11	16	5	6	16	5,096	92.04%
GREENUP County Total:	17	11	16	5	6	16	5,096	92.04%
ADD: 10 Total	17	11	16	5	6	16	5,096	92.04%
ADD:13								
KNOX								
Christian Health Center - Corbin	4	4	4	5	3	0	745	51.03%
KNOX County Total:	4	4	4	5	3	0	745	51.03%

Table 3 - Census Data- Nursing Home (CCRC) Beds 2015

ADD / Facility	Number of Licensed Beds	Beginning Census	Admissions	Discharges	Deaths	Ending Census	Total Patient Days	Occupancy Percentage
LAUREL								
Laurel Heights Home for the Elderly	17	17	51	40	12	16	5,901	95.10%
LAUREL County Total:	17	17	51	40	12	16	5,901	95.10%
ADD: 13 Total	21	21	55	45	15	16	6,646	86.71%
ADD:14								
PULASKI								
The Neighborhood Nursing Facility	12	12	5	2	3	12	4,360	99.54%
PULASKI County Total:	12	12	5	2	3	12	4,360	99.54%
ADD: 14 Total	12	12	5	2	3	12	4,360	99.54%
ADD:15								
FAYETTE								
Sayre Christian Village Nursing Home	21	17	38	28	9	18	5,785	75.47%
FAYETTE County Total:	21	17	38	28	9	18	5,785	75.47%
HARRISON								
Cedar Ridge Health Campus	5	5	4	2	2	5	1,661	91.01%
HARRISON County Total:	5	5	4	2	2	5	1,661	91.01%
JESSAMINE								
Wesley Village	36	30	16	3	20	23	8,577	65.27%
JESSAMINE County Total:	36	30	16	3	20	23	8,577	65.27%
MADISON								
Telford Terrace	34	22	34	26	10	20	7,798	62.84%
MADISON County Total:	34	22	34	26	10	20	7,798	62.84%
ADD: 15 Total	96	74	92	59	41	66	23,821	67.98%
Statewide Total	265	197	250	176	102	169	65,864	69.28%

Table 4 - Census Data- Nursing Home (Non-CCRC) Beds 2015

ADD / Facility	Number of Licensed Beds	Beginning Census	Admissions	Discharges	Deaths	Ending Census	Total Patient Days	Occupancy Percentage
ADD:3								
DAVISS								
Hermitage Care and Rehabilitation Center	22	16	90	89	15	2	8,020	99.88%
DAVISS County Total:	22	16	90	89	15	2	8,020	99.88%
WEBSTER								
Shemwell Nursing Home	20	20	15	7	9	19	6,935	95.00%
WEBSTER County Total:	20	20	15	7	9	19	6,935	95.00%
ADD: 3 Total	42	36	105	96	24	21	14,955	97.55%
ADD:5								
MARION								
The Village of Lebanon II	28	26	109	100	10	25	8,618	84.32%
MARION County Total:	28	26	109	100	10	25	8,618	84.32%
ADD: 5 Total	28	26	109	100	10	25	8,618	84.32%
ADD:15								
BOURBON								
Bourbon Heights	32	30	35	17	18	30	10,945	93.71%
BOURBON County Total:	32	30	35	17	18	30	10,945	93.71%
FAYETTE								
Mayfair Manor	50	42	218	203	22	35	14,063	77.06%
FAYETTE County Total:	50	42	218	203	22	35	14,063	77.06%
WOODFORD								
Taylor Manor Nursing Home	40	32	35	11	30	26	10,719	73.42%
WOODFORD County Total:	40	32	35	11	30	26	10,719	73.42%
ADD: 15 Total	122	104	288	231	70	91	35,727	80.23%
Statewide Total	192	166	502	427	104	137	59,300	84.62%

Table 5 - Census Data- Intermediate Care Beds 2015

ADD / Facility	Number of Licensed Beds	Beginning Census	Admissions	Discharges	Deaths	Ending Census	Total Patient Days	Occupancy Percentage
ADD:3								
WEBSTER								
Shemwell Nursing Home	2	2	0	0	0	2	730	100.00%
WEBSTER County Total:	2	2	0	0	0	2	730	100.00%
ADD: 3 Total	2	2	0	0	0	2	730	100.00%
ADD:4								
WARREN								
Christian Health Center, Bowling Green	2	2	2	1	1	2	718	98.36%
WARREN County Total:	2	2	2	1	1	2	718	98.36%
ADD: 4 Total	2	2	2	1	1	2	718	98.36%
ADD:6								
JEFFERSON								
Eastern Star Home in KY	18	12	16	7	5	16	5,840	88.89%
Louisville Protestant Altenheim	24	8	19	11	3	13	4,745	54.17%
The Forum at Brookside	2	1	3	1	1	2	676	92.60%
JEFFERSON County Total:	44	21	38	19	9	31	11,261	70.12%
ADD: 6 Total	44	21	38	19	9	31	11,261	70.12%
ADD:15								
HARRISON								
Cedar Ridge Health Campus	2	2	1	0	1	2	716	98.08%
HARRISON County Total:	2	2	1	0	1	2	716	98.08%
JESSAMINE								
Wesley Village	2	1	0	0	0	1	365	50.00%
JESSAMINE County Total:	2	1	0	0	0	1	365	50.00%

Table 5 - Census Data- Intermediate Care Beds 2015

ADD / Facility	Number of Licensed Beds	Beginning Census	Admissions	Discharges	Deaths	Ending Census	Total Patient Days	Occupancy Percentage
MADISON								
Telford Terrace	2	2	2	2	1	1	267	36.58%
MADISON County Total:	2	2	2	2	1	1	267	36.58%
WOODFORD								
Taylor Manor Nursing Home	18	15	15	5	11	14	5,608	85.36%
WOODFORD County Total:	18	15	15	5	11	14	5,608	85.36%
ADD: 15 Total	24	20	18	7	13	18	6,956	79.41%
Statewide Total	72	45	58	27	23	53	19,665	74.83%

Table 6 - Census Data - Alzheimer Facility Beds 2015

ADD / Facility	Number of Licensed Beds	Beginning Census	Admissions	Discharges	Deaths	Ending Census	Total Patient Days	Occupancy Percentage
ADD:3								
DAVISS								
Wellington Parc of Owensboro	60	57	31	10	26	52	19,181	87.58%
DAVISS County Total:	60	57	31	10	26	52	19,181	87.58%
ADD: 3 Total	60	57	31	10	26	52	19,181	87.58%
ADD:4								
WARREN								
Magnolia Village Care	60	59	113	84	34	54	21,021	95.99%
WARREN County Total:	60	59	113	84	34	54	21,021	95.99%
ADD: 4 Total	60	59	113	84	34	54	21,021	95.99%
Statewide Total	120	116	144	94	60	106	40,202	91.79%

Table 7 - Census Data- ICF/IID Beds 2015

ADD / Facility	Number of Licensed Beds	Beginning Census	Admissions	Discharges	Deaths	Ending Census	Total Patient Days	Occupancy Percentage
ADD:2								
CHRISTIAN								
Outwood ICF/IID	80	37	1	0	2	36	13,571	46.48%
CHRISTIAN County Total:	80	37	1	0	2	36	13,571	46.48%
ADD: 2 Total	80	37	1	0	2	36	13,571	46.48%
ADD:3								
DAVISS								
Wendell Foster's Campus for Developmental Disabilities	63	63	2	0	2	63	22,954	99.82%
DAVISS County Total:	63	63	2	0	2	63	22,954	99.82%
ADD: 3 Total	63	63	2	0	2	63	22,954	99.82%
ADD:6								
BULLITT								
Meadows ICF/IID	8	8	1	0	1	8	2,812	96.30%
BULLITT County Total:	8	8	1	0	1	8	2,812	96.30%
HENRY								
Cedar Lake Lodge Park Place I	8	8	0	0	0	8	2,920	100.00%
Cedar Lake Lodge Park Place II	8	8	0	0	0	8	2,920	100.00%
HENRY County Total:	16	16	0	0	0	16	5,840	100.00%
JEFFERSON								
Bingham Gardens	24	21	3	1	0	23	7,934	90.57%
Del Maria ICF/IID	8	8	0	0	0	8	2,910	99.66%
Hazelwood ICF/MR	201	91	1	3	5	84	32,290	44.01%
JEFFERSON County Total:	233	120	4	4	5	115	43,134	50.72%
OLDHAM								
Cedar Lake Lodge	71	71	4	0	4	71	25,848	99.74%

Table 7 - Census Data- ICF/IID Beds 2015

ADD / Facility	Number of Licensed Beds	Beginning Census	Admissions	Discharges	Deaths	Ending Census	Total Patient Days	Occupancy Percentage
Windsong ICF/IID	8	8	0	0	0	8	2,865	98.12%
OLDHAM County Total:	79	79	4	0	4	79	28,713	99.58%
ADD: 6 Total	336	223	9	4	10	218	80,499	65.64%
ADD:14								
PULASKI								
Oakwood ICF/IID Unit 1	122	46	5	2	2	47	17,155	38.52%
Oakwood ICF/IID Unit 2	110	36	8	8	1	35	12,775	31.82%
Oakwood ICF/IID Unit 3	83	19	1	8	0	12	4,380	14.46%
Oakwood ICF/IID Unit 4	94	12	0	0	0	12	4,380	12.77%
PULASKI County Total:	409	113	14	18	3	106	38,690	25.92%
ADD: 14 Total	409	113	14	18	3	106	38,690	25.92%
Statewide Total	888	436	26	22	17	423	155,714	48.04%

*Kentucky Annual
Long-Term Care Services Report*



*Section II
Payor Source Data*

Table 8 - Payor Source- Nursing Facility Beds 2015

Number of Patient Days by Primary Payor Source

ADD / Facility	Medicare	Medicaid	Private	Other	Total
ADD:1					
BALLARD					
Life Care Center of LaCenter	2,409	15,193	3,711	40	21,353
BALLARD County Total:	2,409	15,193	3,711	40	21,353
CALLOWAY					
Spring Creek Health Care	11,062	30,045	10,256	627	51,990
CALLOWAY County Total:	11,062	30,045	10,256	627	51,990
CARLISLE					
Countryside Center	2,859	11,331	1,986	659	16,835
CARLISLE County Total:	2,859	11,331	1,986	659	16,835
FULTON					
Diversicare of Fulton	1,821	14,111	630	105	16,667
FULTON County Total:	1,821	14,111	630	105	16,667
GRAVES					
Green Acres Health Care	3,026	15,518	3,978	738	23,260
Heritage Manor Healthcare Center	4,426	18,314	2,330	1,452	26,522
Mills Health and Rehab Center	4,930	22,190	4,910	838	32,868
GRAVES County Total:	12,382	56,022	11,218	3,028	82,650
HICKMAN					
Clinton Hickman County Nursing Facility	2,215	8,224	4,519	0	14,958
Clinton Place	3,747	18,133	1,537	1,612	25,029
HICKMAN County Total:	5,962	26,357	6,056	1,612	39,987
MARSHALL					
Calvert City Convalescent Center	3,923	19,285	8,926	37	32,171
Lake Way Nursing and Rehabilitation Center	4,437	22,184	5,055	760	32,436
Oakview Nursing and Rehabilitation Center	2,111	16,560	1,891	456	21,018
MARSHALL County Total:	10,471	58,029	15,872	1,253	85,625

Table 8 - Payor Source- Nursing Facility Beds 2015

Number of Patient Days by Primary Payor Source

ADD / Facility	Medicare	Medicaid	Private	Other	Total
MCCRACKEN					
Baptist Health Paducah	4,408	10	0	434	4,852
Barkley Center	4,483	21,039	580	468	26,570
McCracken Nursing and Rehabilitation Center	3,883	20,607	569	2,993	28,052
Parkview Nursing and Rehabilitation Center (Paducah)	15,686	44,207	10,965	3,355	74,213
Superior Care Home	12,595	5,130	8,781	3,292	29,798
MCCRACKEN County Total:	41,055	90,993	20,895	10,542	163,485
ADD: 1 Total	88,021	302,081	70,624	17,866	478,592
ADD:2					
CALDWELL					
Princeton Health and Rehab Center	2,397	20,140	4,548	437	27,522
CALDWELL County Total:	2,397	20,140	4,548	437	27,522
CHRISTIAN					
Bradford Heights Health & Rehab Center	5,766	16,600	2,989	1,330	26,685
Christian Health Center, Hopkinsville	8,507	19,783	8,877	538	37,705
Christian Heights Nursing and Rehabilitation Center	1,098	13,116	30	332	14,576
Covington Convalescent Center	2,006	15,817	4,802	0	22,625
Western State Nursing Facility	4,831	28,587	1,007	6,322	40,747
CHRISTIAN County Total:	22,208	93,903	17,705	8,522	142,338
CRITTENDEN					
Crittenden County Health and Rehabilitation Center	4,274	18,077	2,955	580	25,886
CRITTENDEN County Total:	4,274	18,077	2,955	580	25,886
HOPKINS					
Baptist Health Transitional Care	3,866	0	8	406	4,280
Brighton Cornerstone Health Care	1,774	18,956	880	323	21,933

Table 8 - Payor Source- Nursing Facility Beds 2015

Number of Patient Days by Primary Payor Source

ADD / Facility	Medicare	Medicaid	Private	Other	Total
Dawson Springs Health And Rehab Ctr	889	17,782	934	647	20,252
Hillside Center	2,829	16,660	1,067	764	21,320
Joseph Eddie Ballard Western Kentucky Veterans Center	1,185	16,130	24,749	0	42,064
NHC HealthCare, Madisonville	2,957	23,907	4,156	468	31,488
Ridgewood Terrace Nursing Home	3,358	27,279	7,172	396	38,205
Tradewater Pointe	2,006	14,750	1,734	696	19,186
HOPKINS County Total:	18,864	135,464	40,700	3,700	198,728
LIVINGSTON					
Salem Springlake Health and Rehabilitation Center	2,840	14,641	1,424	57	18,962
LIVINGSTON County Total:	2,840	14,641	1,424	57	18,962
LYON					
Christian Care Center of Kuttawa	2,338	16,592	2,181	713	21,824
River's Bend Retirement Community	2,183	8,451	2,345	365	13,344
LYON County Total:	4,521	25,043	4,526	1,078	35,168
MUHLENBERG					
Diversicare of Greenville	3,665	11,982	4,165	0	19,812
Kindred Nursing and Rehabilitation-Maple	3,892	27,337	1,288	547	33,064
Owensboro Health Muhlenberg Community Hospital Long Term Care	2,897	8,992	1,117	707	13,713
MUHLENBERG County Total:	10,454	48,311	6,570	1,254	66,589
TODD					
Hearthstone Place	2,646	10,835	2,563	0	16,044
TODD County Total:	2,646	10,835	2,563	0	16,044
TRIGG					
Shady Lawn Nursing and Rehabilitation Center	1,729	13,178	652	1,259	16,818
TRIGG County Total:	1,729	13,178	652	1,259	16,818

Table 8 - Payor Source- Nursing Facility Beds 2015

Number of Patient Days by Primary Payor Source

ADD / Facility	Medicare	Medicaid	Private	Other	Total
ADD: 2 Total	69,933	379,592	81,643	16,887	548,055
ADD:3					
DAVIESS					
Carmel Home	663	4,453	1,209	6,535	12,860
Hermitage Care and Rehabilitation Center	2,755	15,454	2,153	931	21,293
Owensboro Center	4,440	39,282	4,112	490	48,324
Owensboro Health	6,997	0	534	0	7,531
Signature Healthcare at Hillcrest	8,158	30,148	5,817	1,242	45,365
Twin Rivers Nursing and Rehab Center	4,008	34,313	1,656	908	40,885
Wellington Parc of Owensboro	441	0	6,549	0	6,990
DAVIESS County Total:	27,462	123,650	22,030	10,106	183,248
HANCOCK					
Heartland Villa Care and Rehabilitation Center Community	2,816	9,906	2,380	248	15,350
HANCOCK County Total:	2,816	9,906	2,380	248	15,350
HENDERSON					
Henderson Nursing and Rehabilitation Center	3,043	17,555	974	4,050	25,622
Redbanks	9,198	42,401	12,114	0	63,713
HENDERSON County Total:	12,241	59,956	13,088	4,050	89,335
MCLEAN					
Riverside Care & Rehab Ctr	2,384	20,719	2,995	370	26,468
MCLEAN County Total:	2,384	20,719	2,995	370	26,468
OHIO					
Beaver Dam Nursing and Rehab Center	3,927	14,019	1,869	97	19,912
Fordsville Nursing and Rehabilitation Center	1,835	18,626	870	204	21,535
Signature Healthcare of Hartford Rehab and Wellness	4,080	25,142	2,458	0	31,680
OHIO County Total:	9,842	57,787	5,197	301	73,127

Table 8 - Payor Source- Nursing Facility Beds 2015

Number of Patient Days by Primary Payor Source

ADD / Facility	Medicare	Medicaid	Private	Other	Total
UNION					
Breckinridge Place	207	3,083	2,511	0	5,801
Morganfield Nursing and Rehabilitation Center	2,478	15,752	1,189	618	20,037
UNION County Total:	2,685	18,835	3,700	618	25,838
WEBSTER					
Redbanks Colonial Terrace	2,606	20,087	4,069	2,135	28,897
WEBSTER County Total:	2,606	20,087	4,069	2,135	28,897
ADD: 3 Total	60,036	310,940	53,459	17,828	442,263
ADD:4					
ALLEN					
Cal Turner Rehab and Specialty Care	3,890	30,867	4,751	85	39,593
ALLEN County Total:	3,890	30,867	4,751	85	39,593
BARREN					
Diversicare of Glasgow	4,493	22,216	6,459	0	33,168
Glasgow Health and Rehabilitation Center	3,175	18,317	1,533	72	23,097
Glasgow State Nursing Facility	0	16,740	5,545	3,112	25,397
Glenview Health Care Facility	513	17,671	1,704	0	19,888
NHC HealthCare, Glasgow	7,522	41,134	9,491	1,348	59,495
T J Samson Community Hospital Skilled Nursing Unit	3,797	0	6	222	4,025
BARREN County Total:	19,500	116,078	24,738	4,754	165,070
BUTLER					
Morgantown Care and Rehabilitation Center	4,688	32,511	3,768	1,458	42,425
BUTLER County Total:	4,688	32,511	3,768	1,458	42,425
EDMONSON					
Edmonson Center	3,888	19,578	840	455	24,761
EDMONSON County Total:	3,888	19,578	840	455	24,761

Table 8 - Payor Source- Nursing Facility Beds 2015

Number of Patient Days by Primary Payor Source

ADD / Facility	Medicare	Medicaid	Private	Other	Total
HART					
Signature Healthcare of Hart County	3,092	27,153	4,723	1,077	36,045
HART County Total:	3,092	27,153	4,723	1,077	36,045
LOGAN					
Auburn Health Care	1,735	13,125	4,804	0	19,664
Creekwood Place Nursing and Rehab Center	6,329	21,446	4,843	1,004	33,622
LOGAN County Total:	8,064	34,571	9,647	1,004	53,286
METCALFE					
Metcalfe Health Care Center	3,133	19,070	2,306	0	24,509
METCALFE County Total:	3,133	19,070	2,306	0	24,509
MONROE					
Signature HealthCare of Monroe County Rehab	3,826	27,669	3,639	0	35,134
MONROE County Total:	3,826	27,669	3,639	0	35,134
SIMPSON					
Franklin-Simpson Nursing and Rehabilitation	3,823	24,485	1,433	135	29,876
SIMPSON County Total:	3,823	24,485	1,433	135	29,876
WARREN					
Bowling Green Nursing and Rehabilitation	3,017	16,304	1,053	785	21,159
Christian Health Center, Bowling Green	2,623	1,374	2,283	840	7,120
Colonial Center	2,964	11,567	1,992	380	16,903
Greenwood Nursing and Rehabilitation	14,372	23,827	7,514	0	45,713
Hopkins Center	2,891	10,968	3,714	195	17,768
Signature Healthcare Bowling Green	6,760	38,335	3,442	1,252	49,789
WARREN County Total:	32,627	102,375	19,998	3,452	158,452
ADD: 4 Total	86,531	434,357	75,843	12,420	609,151

Table 8 - Payor Source- Nursing Facility Beds 2015

Number of Patient Days by Primary Payor Source

ADD / Facility	Medicare	Medicaid	Private	Other	Total
ADD:5					
BRECKINRIDGE					
Breckinridge Memorial Nursing Facility	0	4,923	1,421	0	6,344
Hardinsburg Nursing and Rehabilitation	3,261	16,530	1,127	259	21,177
BRECKINRIDGE County Total:	3,261	21,453	2,548	259	27,521
GRAYSON					
Grayson Manor	3,443	17,234	2,724	0	23,401
Spring View Health and Rehab Center	2,456	14,729	4,918	281	22,384
GRAYSON County Total:	5,899	31,963	7,642	281	45,785
HARDIN					
Elizabethtown Nursing and Rehab	2,666	16,294	239	1,400	20,599
Helmwood Healthcare Center	3,752	8,949	7,106	13	19,820
Kensington Center	8,595	14,782	3,946	1,532	28,855
North Hardin Health and Rehabilitation Center	7,970	27,924	6,716	2,129	44,739
Nursing Facility of Hardin Memorial Hospital	3,741	0	282	0	4,023
Signature Healthcare of Elizabethtown	3,710	20,314	2,026	2,920	28,970
HARDIN County Total:	30,434	88,263	20,315	7,994	147,006
LARUE					
Sunrise Manor Nursing Home	5,594	31,754	6,028	2,393	45,769
LARUE County Total:	5,594	31,754	6,028	2,393	45,769
MARION					
Cedars Of Lebanon Nursing Center	1,903	24,437	1,131	36	27,507
Loretto Motherhouse Infirmary	579	17,486	4,384	5	22,454
Village of Lebanon II	320	4,863	408	11	5,602
MARION County Total:	2,802	46,786	5,923	52	55,563

Table 8 - Payor Source- Nursing Facility Beds 2015

Number of Patient Days by Primary Payor Source

ADD / Facility	Medicare	Medicaid	Private	Other	Total
MEADE					
Brandenburg Nursing and Rehabilitation	2,681	12,531	1,229	910	17,351
MEADE County Total:	2,681	12,531	1,229	910	17,351
NELSON					
Colonial Health and Rehabilitation Center	2,672	17,983	1,938	239	22,832
Flaget Memorial Hospital	2,421	0	984	50	3,455
Life Care Center of Bardstown	5,802	21,340	3,196	1,011	31,349
NELSON County Total:	10,895	39,323	6,118	1,300	57,636
WASHINGTON					
Sansbury Care Center	1,069	12,991	2,215	0	16,275
Springfield Nursing and Rehabilitation Center	2,838	16,843	2,599	1,822	24,102
WASHINGTON County Total:	3,907	29,834	4,814	1,822	40,377
ADD: 5 Total	65,473	301,907	54,617	15,011	437,008
ADD:6					
BULLITT					
Green Meadows Healthcare Center 1	3,675	28,271	5,134	711	37,791
BULLITT County Total:	3,675	28,271	5,134	711	37,791
HENRY					
Homestead Nursing Center of New Castle	2,137	13,072	3,478	268	18,955
HENRY County Total:	2,137	13,072	3,478	268	18,955
JEFFERSON					
Brownsboro Hills Nursing Home	3,613	23,686	1,568	2,723	31,590
Christian Health Center of Louisville	5,650	27,225	3,987	3,225	40,087
Christian Health Center West	1,658	21,652	1,590	0	24,900
Diversicare of Seneca Place	5,705	13,504	10,192	2,881	32,282
Episcopal Church Home	7,304	6,078	15,612	0	28,994

Table 8 - Payor Source- Nursing Facility Beds 2015

Number of Patient Days by Primary Payor Source

ADD / Facility	Medicare	Medicaid	Private	Other	Total
Essex Nursing and Rehabilitation Center	5,042	32,108	4,912	1,362	43,424
Forest Springs Health Campus	3,790	0	1,846	697	6,333
Franciscan Health Care Center	13,929	8,275	6,411	1,315	29,930
Georgetown Manor	3,112	31,423	3,694	895	39,124
Glen Ridge Health Campus	14,285	0	7,715	0	22,000
Golden Living Center - Camelot	1,460	42,705	1,095	5,110	50,370
Golden Living Center - Hillcreek	5,600	36,952	2,580	7,687	52,819
Golden Living Center - Mt Holly	3,504	26,595	158	4,783	35,040
Golden Living Center - St. Matthews	4,099	30,958	2,509	3,944	41,510
Highlands Nursing and Rehabilitation Center (Louisville)	3,791	41,657	2,259	2,050	49,757
Home of the Innocents	0	26,855	28	13	26,896
Jefferson Manor Health and Rehab	4,867	18,746	8,684	1,404	33,701
Jefferson Place Health and Rehab	13,870	0	19,345	0	33,215
Kindred Hospital - Louisville	2,740	12,874	95	990	16,699
Kindred Nursing and Rehabilitation-Bashford	3,225	33,989	2,168	1,821	41,203
Klondike Center	1,528	18,095	157	1,655	21,435
Little Sisters of the Poor - St. Joseph's Home	446	11,375	871	0	12,692
Louisville East Post Acute	5,704	39,435	1,714	5,695	52,548
Masonic Home of Louisville	9,999	19,382	16,575	0	45,956
Meadowview Health and Rehab	2,946	21,364	4,972	537	29,819
Nazareth Home	6,520	10,486	19,919	3,095	40,020
Oaklawn Nursing and Rehab	18,483	0	10,403	9,359	38,245
Park Terrace Health Campus	13,087	10,358	5,958	1,101	30,504
Parkway Medical Center	7,237	63,686	7,515	5,813	84,251
Regency Rehabilitation and Nursing Center	3,357	31,072	1,617	1,562	37,608
Regis Woods Care and Rehabilitation Center	4,971	52,612	1,959	3,546	63,088
Rivers Edge Nursing and Rehabilitation Center	1,510	27,970	673	179	30,332
Rockford Health and Rehabilitation Center	3,349	27,152	2,186	2,074	34,761
Sacred Heart Village	4,669	19,515	8,476	1,180	33,840

Table 8 - Payor Source- Nursing Facility Beds 2015

Number of Patient Days by Primary Payor Source

ADD / Facility	Medicare	Medicaid	Private	Other	Total
Signature Health Care of East Louisville	5,944	29,626	3,485	3,694	42,749
Signature Health Care of South Louisville	7,426	16,159	2,850	5,320	31,755
Signature Healthcare at Glenview	1,729	27,818	1,813	730	32,090
Signature Healthcare at St's Mary & Elizabeth Hospital	4,783	0	33	908	5,724
Signature Healthcare of Cherokee Park	4,783	13,963	2,229	7,310	28,285
Springhurst Health and Rehab	2,292	20,160	6,168	585	29,205
Summerfield Health and Rehabilitation Center	5,437	39,285	8,139	0	52,861
The Forum at Brookside	2,580	2,786	7,195	459	13,020
The Good Samaritan Society-Jeffersontown	18,615	365	9,490	3,285	31,755
Treyton Oaks Towers	3,524	4,314	7,723	1,216	16,777
Wesley Manor	1,290	15,855	4,873	231	22,249
Westminster Terrace	5,559	21,317	5,733	1,875	34,484
Westport Place Health Campus	8,889	0	8,886	671	18,446
JEFFERSON County Total:	263,901	979,432	248,060	102,980	1,594,373
OLDHAM					
Baptist Health La Grange	4,743	672	51	176	5,642
Friendship Manor Nursing Home	4,342	31,861	6,256	1,984	44,443
Providence Richwood	3,215	25,481	7,039	351	36,086
OLDHAM County Total:	12,300	58,014	13,346	2,511	86,171
SHELBY					
Crestview Center	3,761	10,642	3,306	1,261	18,970
Masonic Home of Shelbyville	6,231	18,195	7,563	2,354	34,343
SHELBY County Total:	9,992	28,837	10,869	3,615	53,313
SPENCER					
Signature Health Care of Spencer County	3,693	30,922	4,111	2,001	40,727
SPENCER County Total:	3,693	30,922	4,111	2,001	40,727

Table 8 - Payor Source- Nursing Facility Beds 2015

Number of Patient Days by Primary Payor Source

ADD / Facility	Medicare	Medicaid	Private	Other	Total
TRIMBLE					
Signature Health Care of Trimble County	2,523	13,174	2,458	2,860	21,015
TRIMBLE County Total:	2,523	13,174	2,458	2,860	21,015
ADD: 6 Total	298,221	1,151,722	287,456	114,946	1,852,345
ADD:7					
BOONE					
Bridgepoint Care and Rehabilitation Center	4,076	44,550	504	2,793	51,923
Florence Park Care Center	5,156	36,697	6,424	1,528	49,805
St Elizabeth Florence SNF	2,589	0	0	2,589	5,178
BOONE County Total:	11,821	81,247	6,928	6,910	106,906
CAMPBELL					
Baptist Convalescent Center	3,468	39,590	12,340	3,994	59,392
Carmel Manor	1,955	10,561	9,585	181	22,282
Coldspring Transitional Care Center	9,247	13,837	4,775	1,929	29,788
Highlandspring of Ft Thomas	5,660	21,590	11,445	6,763	45,458
St. Elizabeth FT Thomas SNF	2,712	0	0	2,711	5,423
CAMPBELL County Total:	23,042	85,578	38,145	15,578	162,343
CARROLL					
Green Valley Health and Rehabilitation Center	3,057	19,720	1,764	1,285	25,826
CARROLL County Total:	3,057	19,720	1,764	1,285	25,826
GALLATIN					
Providence Gallatin	2,879	27,890	3,538	0	34,307
GALLATIN County Total:	2,879	27,890	3,538	0	34,307
GRANT					
Grant Center	3,299	25,761	3,131	950	33,141
GRANT County Total:	3,299	25,761	3,131	950	33,141

Table 8 - Payor Source- Nursing Facility Beds 2015

Number of Patient Days by Primary Payor Source

ADD / Facility	Medicare	Medicaid	Private	Other	Total
KENTON					
Madonna Manor	4,314	6,015	5,241	3,217	18,787
Providence Pavilion	2,667	17,820	3,395	2,362	26,244
Rosedale Manor	10,554	47,534	12,502	0	70,590
Village Care Center	5,013	17,407	10,797	0	33,217
Villaspring of Erlanger	9,384	23,780	6,709	7,445	47,318
Woodcrest Nursing and Rehabilitation Center	5,303	29,507	2,565	2,569	39,944
KENTON County Total:	37,235	142,063	41,209	15,593	236,100
OWEN					
Owenton Center	4,066	24,683	3,271	829	32,849
OWEN County Total:	4,066	24,683	3,271	829	32,849
PENDLETON					
River Valley Nursing Home	1,523	12,185	7,468	472	21,648
PENDLETON County Total:	1,523	12,185	7,468	472	21,648
ADD: 7 Total	86,922	419,127	105,454	41,617	653,120
ADD:8					
BRACKEN					
Bracken County Nursing and Rehabilitation Center	2,070	7,068	599	82	9,819
BRACKEN County Total:	2,070	7,068	599	82	9,819
FLEMING					
Pioneer Trace Nursing Home	2,368	19,872	3,276	2,945	28,461
FLEMING County Total:	2,368	19,872	3,276	2,945	28,461
LEWIS					
Golden Living Center - Vanceburg	1,108	9,046	420	33	10,607
LEWIS County Total:	1,108	9,046	420	33	10,607

Table 8 - Payor Source- Nursing Facility Beds 2015

Number of Patient Days by Primary Payor Source

ADD / Facility	Medicare	Medicaid	Private	Other	Total
MASON					
Maysville Nursing and Rehabilitation Facility	6,338	26,532	12,124	686	45,680
MASON County Total:	6,338	26,532	12,124	686	45,680
ROBERTSON					
Robertson County Health Care Facility	2,268	14,562	2,676	1,029	20,535
ROBERTSON County Total:	2,268	14,562	2,676	1,029	20,535
ADD: 8 Total	14,152	77,080	19,095	4,775	115,102
ADD:9					
BATH					
Ridgeway Nursing and Rehabilitation	2,631	25,149	3,921	718	32,419
BATH County Total:	2,631	25,149	3,921	718	32,419
MENIFEE					
Edgewood Estates	886	19,441	943	228	21,498
MENIFEE County Total:	886	19,441	943	228	21,498
MONTGOMERY					
Windsor Care Center	7,215	32,957	6,227	1,749	48,148
MONTGOMERY County Total:	7,215	32,957	6,227	1,749	48,148
MORGAN					
West Liberty Nursing and Rehabilitation Center	1,680	13,907	1,031	107	16,725
MORGAN County Total:	1,680	13,907	1,031	107	16,725
ROWAN					
Life Care Center of Morehead	5,355	24,974	1,405	1,014	32,748
St. Claire Medical Center TCU	937	0	105	806	1,848
ROWAN County Total:	6,292	24,974	1,510	1,820	34,596
ADD: 9 Total	18,704	116,428	13,632	4,622	153,386

Table 8 - Payor Source- Nursing Facility Beds 2015

Number of Patient Days by Primary Payor Source

ADD / Facility	Medicare	Medicaid	Private	Other	Total
ADD:10					
BOYD					
Boyd Nursing and Rehabilitation Center	3,657	13,570	2,277	961	20,465
Kingsbrook Lifecare Center	17,619	22,885	9,866	0	50,370
Woodland Oaks Health Care Facility	6,634	21,707	7,701	2,879	38,921
BOYD County Total:	27,910	58,162	19,844	3,840	109,756
CARTER					
Carter Nursing and Rehabilitation Center	5,983	30,945	2,945	2,160	42,033
CARTER County Total:	5,983	30,945	2,945	2,160	42,033
ELLIOTT					
Elliott Nursing and Rehabilitation Center	3,105	20,763	1,644	452	25,964
ELLIOTT County Total:	3,105	20,763	1,644	452	25,964
GREENUP					
Oakmont Manor	5,227	17,880	4,127	2,564	29,798
South Shore Nursing and Rehabilitation Center	1,949	14,982	1,554	616	19,101
Wurtland Nursing and Rehabilitation Center	3,630	29,042	1,742	3,373	37,787
GREENUP County Total:	10,806	61,904	7,423	6,553	86,686
LAWRENCE					
The Jordan Center	1,695	30,951	608	425	33,679
LAWRENCE County Total:	1,695	30,951	608	425	33,679
ADD: 10 Total	49,499	202,725	32,464	13,430	298,118
ADD:11					
FLOYD					
Highlands Regional Medical Center (Prestonsburg)	0	0	0	0	0
Prestonsburg Health Care Center	4,114	13,301	726	247	18,388

Table 8 - Payor Source- Nursing Facility Beds 2015

Number of Patient Days by Primary Payor Source

ADD / Facility	Medicare	Medicaid	Private	Other	Total
Riverview Health Care Center	7,271	29,747	1,873	811	39,702
FLOYD County Total:	11,385	43,048	2,599	1,058	58,090
JOHNSON					
Mountain Manor of Paintsville	5,512	29,316	4,632	4,105	43,565
JOHNSON County Total:	5,512	29,316	4,632	4,105	43,565
MAGOFFIN					
Salyersville Nursing and Rehabilitation Center	6,013	35,860	458	831	43,162
MAGOFFIN County Total:	6,013	35,860	458	831	43,162
MARTIN					
Martin County Health Care Facility	3,265	16,186	1,570	70	21,091
MARTIN County Total:	3,265	16,186	1,570	70	21,091
PIKE					
Good Shepherd Community Nursing Center	4,567	22,820	1,292	262	28,941
Mountain View Health Care Center	4,240	24,585	1,023	797	30,645
Parkview Nursing and Rehabilitation Center (Pikeville)	7,512	30,999	933	2,512	41,956
Signature Health Care of Pikeville	6,010	27,848	1,927	826	36,611
Williamson ARH Nursing Facility	2,933	5,032	22	111	8,098
PIKE County Total:	25,262	111,284	5,197	4,508	146,251
ADD: 11 Total	51,437	235,694	14,456	10,572	312,159
ADD:12					
BREATHITT					
Nim Henson Geriatric Center	2,787	23,392	153	1,518	27,850
BREATHITT County Total:	2,787	23,392	153	1,518	27,850

Table 8 - Payor Source- Nursing Facility Beds 2015

Number of Patient Days by Primary Payor Source

ADD / Facility	Medicare	Medicaid	Private	Other	Total
KNOTT					
Knott County Health and Rehabilitation Center	2,580	29,019	1,634	0	33,233
KNOTT County Total:	2,580	29,019	1,634	0	33,233
LEE					
Lee County Care and Rehabilitation Center	3,348	28,822	665	637	33,472
LEE County Total:	3,348	28,822	665	637	33,472
LESLIE					
Hyden Health and Rehabilitation Center	2,561	28,900	430	1,701	33,592
LESLIE County Total:	2,561	28,900	430	1,701	33,592
LETCHER					
Letcher Manor	6,126	37,327	1,139	804	45,396
LETCHER County Total:	6,126	37,327	1,139	804	45,396
OWSLEY					
Owsley County Health Care Center	2,537	22,929	511	496	26,473
OWSLEY County Total:	2,537	22,929	511	496	26,473
PERRY					
Hazard Health and Rehabilitation Center	6,898	59,526	2,917	1,343	70,684
Paul E Patton Eastern Ky Veterans Center	1,736	19,421	8,286	9,435	38,878
PERRY County Total:	8,634	78,947	11,203	10,778	109,562
WOLFE					
Wolfe County Health and Rehabilitation Center	3,130	29,803	1,603	1,399	35,935
WOLFE County Total:	3,130	29,803	1,603	1,399	35,935
ADD: 12 Total	31,703	279,139	17,338	17,333	345,513

Table 8 - Payor Source- Nursing Facility Beds 2015

Number of Patient Days by Primary Payor Source

ADD / Facility	Medicare	Medicaid	Private	Other	Total
ADD:13					
BELL					
Middlesboro Health Care Facility	4,116	25,545	3,296	279	33,236
Mountain View Nursing and Rehab Ctr	3,524	26,663	541	1,018	31,746
Pineville Community Hospital	7,762	675	43	982	9,462
BELL County Total:	15,402	52,883	3,880	2,279	74,444
CLAY					
Laurel Creek Health Care Center	5,328	25,354	1,483	761	32,926
CLAY County Total:	5,328	25,354	1,483	761	32,926
HARLAN					
Harlan Health and Rehabilitation Center	4,948	43,367	2,758	409	51,482
Tri-Cities Nursing and Rehabilitation Center	5,002	18,004	2,008	513	25,527
HARLAN County Total:	9,950	61,371	4,766	922	77,009
JACKSON					
Signature HealthCare at Jackson Manor	1,691	14,422	1,678	151	17,942
JACKSON County Total:	1,691	14,422	1,678	151	17,942
KNOX					
Barbourville Health and Rehabilitation Center	5,835	40,343	1,298	603	48,079
Christian Health Center - Corbin	6,139	23,377	3,835	322	33,673
KNOX County Total:	11,974	63,720	5,133	925	81,752
LAUREL					
Hillcrest Health and Rehabilitation Center	4,847	34,808	1,887	1,094	42,636
Laurel Heights Home for the Elderly	1,330	41,685	6,395	1,430	50,840
LAUREL County Total:	6,177	76,493	8,282	2,524	93,476
ROCKCASTLE					
Rockcastle Health and Rehabilitation Center	4,366	27,689	1,658	1,122	34,835

Table 8 - Payor Source- Nursing Facility Beds 2015

Number of Patient Days by Primary Payor Source

ADD / Facility	Medicare	Medicaid	Private	Other	Total
Rockcastle Regional Hospital and Respiratory Care	2,857	29,596	0	811	33,264
ROCKCASTLE County Total:	7,223	57,285	1,658	1,933	68,099
WHITLEY					
Corbin Health and Rehabilitation Center	3,901	29,564	1,721	79	35,265
The Heritage	5,035	20,701	3,842	199	29,777
Williamsburg Health and Rehabilitation Center	4,312	35,735	4,626	0	44,673
WHITLEY County Total:	13,248	86,000	10,189	278	109,715
ADD: 13 Total	70,993	437,528	37,069	9,773	555,363
ADD:14					
ADAIR					
Summit Manor Health and Rehabilitation Center	4,465	25,963	3,681	1,383	35,492
ADAIR County Total:	4,465	25,963	3,681	1,383	35,492
CASEY					
Liberty Care and Rehabilitation Center	4,716	25,530	3,586	789	34,621
CASEY County Total:	4,716	25,530	3,586	789	34,621
CLINTON					
Clinton County Care and Rehabilitation Center	3,530	12,650	1,534	98	17,812
CLINTON County Total:	3,530	12,650	1,534	98	17,812
GREEN					
Golden Living Center - Green Hill	4,858	29,114	2,023	794	36,789
McDowell Skilled Nursing Facility	0	0	0	0	0
GREEN County Total:	4,858	29,114	2,023	794	36,789

Table 8 - Payor Source- Nursing Facility Beds 2015

Number of Patient Days by Primary Payor Source

ADD / Facility	Medicare	Medicaid	Private	Other	Total
MCCREARY					
Signature Healthcare of McCreary County Rehab	3,306	15,235	1,321	1,156	21,018
MCCREARY County Total:	3,306	15,235	1,321	1,156	21,018
PULASKI					
Cumberland Nursing and Rehabilitation Center	5,153	23,850	1,970	1,682	32,655
Lake Cumberland Regional Hospital	3,214	0	155	705	4,074
Somerset Nursing and Rehabilitation Facility	4,443	34,333	3,101	429	42,306
Somerwoods Nursing and Rehabilitation	5,352	41,961	2,720	2,549	52,582
PULASKI County Total:	18,162	100,144	7,946	5,365	131,617
RUSSELL					
Fair Oaks Health Systems	2,150	32,830	5,529	952	41,461
RUSSELL County Total:	2,150	32,830	5,529	952	41,461
TAYLOR					
Campbellsville Nursing and Rehabilitation	3,508	16,498	1,487	341	21,834
The Grandview Nursing and Rehabilitation Facility	5,538	18,535	3,822	229	28,124
TAYLOR County Total:	9,046	35,033	5,309	570	49,958
WAYNE					
Hicks' Golden Years Nursing Home	1,454	16,877	2,582	307	21,220
WAYNE County Total:	1,454	16,877	2,582	307	21,220
ADD: 14 Total	51,687	293,376	33,511	11,414	389,988
ADD:15					
ANDERSON					
Heritage Hall Health and Rehabilitation Center	2,801	20,887	8,279	949	32,916
ANDERSON County Total:	2,801	20,887	8,279	949	32,916

Table 8 - Payor Source- Nursing Facility Beds 2015

Number of Patient Days by Primary Payor Source

ADD / Facility	Medicare	Medicaid	Private	Other	Total
BOURBON					
Bourbon Heights	754	20,723	782	1,809	24,068
BOURBON County Total:	754	20,723	782	1,809	24,068
BOYLE					
Charleston Health Care Center	4,438	21,684	4,021	1,343	31,486
Danville Center For Health	4,545	24,497	2,597	1,926	33,565
Ephraim McDowell Regional Medical Center	3,495	0	144	6	3,645
BOYLE County Total:	12,478	46,181	6,762	3,275	68,696
CLARK					
Clark Regional Medical Center Transitional Care Un	2,951	3,227	471	1,408	8,057
Fountain Circle Care and Rehab Ctr	6,695	34,783	3,600	5,348	50,426
CLARK County Total:	9,646	38,010	4,071	6,756	58,483
ESTILL					
Irvine Nursing and Rehabilitation	3,930	22,351	1,199	2,423	29,903
ESTILL County Total:	3,930	22,351	1,199	2,423	29,903
FAYETTE					
Bluegrass Care and Rehabilitation Center	4,176	30,299	2,361	1,118	37,954
Brookdale Richmond Place SNF	13,567	2,592	14,774	8,122	39,055
Cambridge Place	4,099	30,456	1,169	801	36,525
Cardinal Hill Rehab Unit	5,442	0	0	7,807	13,249
Eastern State Hosp Long Term Acquired Brain Injury	1,017	153	86	2,818	4,074
Lexington Country Place	5,367	7,612	16,568	860	30,407
Mayfair Manor	1,133	14,297	932	498	16,860
Northpoint Lexington Healthcare Center	5,343	41,406	3,216	3,263	53,228
Providence Homestead	5,998	32,127	6,806	1,180	46,111

Table 8 - Payor Source- Nursing Facility Beds 2015

Number of Patient Days by Primary Payor Source

ADD / Facility	Medicare	Medicaid	Private	Other	Total
Providence Pine Meadows	6,257	26,822	5,323	1,375	39,777
Rose Manor Health Care	29	10,318	1,865	0	12,212
Sayre Christian Village Nursing Home	3,335	26,524	6,504	1,695	38,058
Tanbark Health Care	6,026	0	1,630	2,909	10,565
The Willows at Hamburg	7,894	5,633	12,593	0	26,120
Willows at Citation	7,687	3,294	5,273	160	16,414
FAYETTE County Total:	77,370	231,533	79,100	32,606	420,609
FRANKLIN					
Bradford Square Rehabilitation and Nursing Center	5,985	24,459	2,714	1,152	34,310
Golden Living Center - Frankfort	4,756	22,176	4,675	2,620	34,227
FRANKLIN County Total:	10,741	46,635	7,389	3,772	68,537
GARRARD					
Christian Care Center of Lancaster	3,862	22,724	5,166	2,225	33,977
GARRARD County Total:	3,862	22,724	5,166	2,225	33,977
HARRISON					
Cedar Ridge Health Campus	4,316	7,349	5,344	27	17,036
Edgemont Healthcare	628	17,986	1,314	1,044	20,972
Grand Haven Nursing Home	1,040	15,904	902	933	18,779
HARRISON County Total:	5,984	41,239	7,560	2,004	56,787
JESSAMINE					
Diversicare of Nicholasville	2,426	18,817	1,661	910	23,814
Thomson Hood Veterans Center	3,258	35,105	2,844	49,174	90,381
JESSAMINE County Total:	5,684	53,922	4,505	50,084	114,195
LINCOLN					
Golden Living Center - Stanford	4,594	33,531	2,539	2,656	43,320
LINCOLN County Total:	4,594	33,531	2,539	2,656	43,320

Table 8 - Payor Source- Nursing Facility Beds 2015

Number of Patient Days by Primary Payor Source

ADD / Facility	Medicare	Medicaid	Private	Other	Total
MADISON					
Berea Health Care Center	3,238	19,389	2,831	1,113	26,571
Kenwood Health and Rehabilitation Center	4,382	21,189	2,655	3,082	31,308
Madison Health and Rehabilitation Center	4,244	23,141	1,198	1,173	29,756
The Terrace Nursing and Rehabilitation Facility	3,325	23,597	8,258	592	35,772
MADISON County Total:	15,189	87,316	14,942	5,960	123,407
MERCER					
Harrodsburg Health & Rehab Ctr	4,635	23,885	3,125	3,893	35,538
The James B. Haggin Memorial Hospital	51	8,803	2,039	981	11,874
MERCER County Total:	4,686	32,688	5,164	4,874	47,412
NICHOLAS					
Johnson Mathers Nursing Home	2,538	26,588	3,645	1,017	33,788
NICHOLAS County Total:	2,538	26,588	3,645	1,017	33,788
POWELL					
Stanton Nursing and Rehabilitation Center	1,920	20,765	417	1,608	24,710
POWELL County Total:	1,920	20,765	417	1,608	24,710
SCOTT					
Dover Manor	2,240	20,975	4,855	912	28,982
Signature Healthcare of Georgetown	1,565	12,697	1,256	814	16,332
SCOTT County Total:	3,805	33,672	6,111	1,726	45,314
ADD: 15 Total	165,982	778,765	157,631	123,744	1,226,122
Statewide Total	1,209,294	5,720,461	1,054,292	432,238	8,416,285

Table 9 - Payor Source- Personal Care Beds 2015

Number of Patient Days by Primary Payor Source

ADD / Facility	Private	Other	Total
ADD:1			
CALLOWAY			
Fern Terrace of Murray	13,505	13,505	27,010
Gardens At Hickory Woods	2,090	0	2,090
CALLOWAY County Total:	15,595	13,505	29,100
CARLISLE			
Countryside Center	311	2,589	2,900
CARLISLE County Total:	311	2,589	2,900
GRAVES			
Autumn Ridge Personal Care	8,030	0	8,030
Fern Terrace of Mayfield	0	39,689	39,689
GRAVES County Total:	8,030	39,689	47,719
HICKMAN			
Clinton Hickman County Nursing Facility	509	1,092	1,601
Clinton Place	1,156	0	1,156
HICKMAN County Total:	1,665	1,092	2,757
MCCRACKEN			
Gaither Suites at West Park	9,101	0	9,101
MCCRACKEN County Total:	9,101	0	9,101
ADD: 1 Total	34,702	56,875	91,577
ADD:2			
CALDWELL			
Highland Homes, Inc.	0	31,570	31,570
CALDWELL County Total:	0	31,570	31,570
CHRISTIAN			
Christian County Manor	365	0	365
Christian Health Center, Hopkinsville	730	0	730

Table 9 - Payor Source- Personal Care Beds 2015

Number of Patient Days by Primary Payor Source

ADD / Facility	Private	Other	Total
Pennyrile Home	7	29,197	29,204
CHRISTIAN County Total:	1,102	29,197	30,299
CRITTENDEN			
Crittenden County Health and Rehabilitation Center	0	0	0
CRITTENDEN County Total:	0	0	0
HOPKINS			
The Homestead	1,423	20,474	21,897
HOPKINS County Total:	1,423	20,474	21,897
LYON			
River's Bend Retirement Community	749	2,099	2,848
LYON County Total:	749	2,099	2,848
MUHLENBERG			
Diversicare of Greenville	1,942	1,968	3,910
Sparks Nursing Center	5,447	17,885	23,332
MUHLENBERG County Total:	7,389	19,853	27,242
TODD			
Hearthstone Place	2,356	2,881	5,237
TODD County Total:	2,356	2,881	5,237
TRIGG			
Trigg County Manor	4,380	15,395	19,775
TRIGG County Total:	4,380	15,395	19,775
ADD: 2 Total	17,399	121,469	138,868
ADD:3			
DAVIESS			
Bishop Soenneker Home	7,882	11,028	18,910
Carmel Home	26,526	1,085	27,611

Table 9 - Payor Source- Personal Care Beds 2015

Number of Patient Days by Primary Payor Source

ADD / Facility	Private	Other	Total
Davco Rest Home	0	32,431	32,431
Fern Terrace of Owensboro	0	20,459	20,459
Owensboro Center	1,169	3,281	4,450
DAVIESS County Total:	35,577	68,284	103,861
HANCOCK			
The Oaks PCH/Lewisport	1,751	16,303	18,054
HANCOCK County Total:	1,751	16,303	18,054
MCLEAN			
Sunny Acres	1,825	7,695	9,520
MCLEAN County Total:	1,825	7,695	9,520
OHIO			
Beaver Dam Nursing and Rehab Center	2,907	4,387	7,294
OHIO County Total:	2,907	4,387	7,294
UNION			
Breckinridge Place	730	0	730
UNION County Total:	730	0	730
ADD: 3 Total	42,790	96,669	139,459
ADD:4			
ALLEN			
Cornerstone Manor	118	11,934	12,052
Scottsville Manor	4,817	7,969	12,786
ALLEN County Total:	4,935	19,903	24,838
BARREN			
Glasgow Health and Rehabilitation Center	0	1,588	1,588
NHC HealthCare, Glasgow	0	2,555	2,555
BARREN County Total:	0	4,143	4,143

Table 9 - Payor Source- Personal Care Beds 2015

Number of Patient Days by Primary Payor Source

ADD / Facility	Private	Other	Total
EDMONSON			
Edmonson Center	547	4,535	5,082
EDMONSON County Total:	547	4,535	5,082
HART			
Hart County Manor	0	17,608	17,608
HART County Total:	0	17,608	17,608
METCALFE			
Harper's Home for the Aged	730	7,665	8,395
Metcalfe Health Care Center	0	5,425	5,425
METCALFE County Total:	730	13,090	13,820
MONROE			
Signature HealthCare of Monroe County Rehab	0	270	270
MONROE County Total:	0	270	270
SIMPSON			
Lewis Memorial Methodist Home	4,670	1,043	5,713
SIMPSON County Total:	4,670	1,043	5,713
WARREN			
Christian Health Center, Bowling Green	1,360	0	1,360
Fern Terrace of Bowling Green	0	38,906	38,906
WARREN County Total:	1,360	38,906	40,266
ADD: 4 Total	12,242	99,498	111,740
ADD:5			
BRECKINRIDGE			
Breckinridge Manor	1,114	2,212	3,326
BRECKINRIDGE County Total:	1,114	2,212	3,326

Table 9 - Payor Source- Personal Care Beds 2015

Number of Patient Days by Primary Payor Source

ADD / Facility	Private	Other	Total
GRAYSON			
Grayson Manor	2,388	7,815	10,203
GRAYSON County Total:	2,388	7,815	10,203
HARDIN			
North Hardin Health and Rehabilitation Center	846	712	1,558
HARDIN County Total:	846	712	1,558
MARION			
Loretto Motherhouse Infirmary	1,014	6,829	7,843
The Village of Lebanon II	2,651	0	2,651
MARION County Total:	3,665	6,829	10,494
MEADE			
Brandenburg Nursing and Rehabilitation	301	0	301
MEADE County Total:	301	0	301
NELSON			
Colonial Health and Rehabilitation Center	0	1,050	1,050
Windsor Gardens CCRC	5,065	0	5,065
NELSON County Total:	5,065	1,050	6,115
WASHINGTON			
Sansbury Care Center	0	3,973	3,973
WASHINGTON County Total:	0	3,973	3,973
ADD: 5 Total	13,379	22,591	35,970
ADD:6			
BULLITT			
Colonial House of Shepherdsville	1,095	18,615	19,710
BULLITT County Total:	1,095	18,615	19,710

Table 9 - Payor Source- Personal Care Beds 2015

Number of Patient Days by Primary Payor Source

ADD / Facility	Private	Other	Total
JEFFERSON			
Barton House of Louisville #1	7,032	0	7,032
Belmont Village	43,800	0	43,800
Brookdale Blankenbaker	28,970	0	28,970
Brookdale Stonecreek	6,039	0	6,039
Eastern Star Home in KY	4,015	0	4,015
Episcopal Church Home	25,606	0	25,606
Forest Springs Health Campus	3,132	0	3,132
Heartsong Memory Care	10,634	0	10,634
Little Sisters of the Poor - St. Joseph's Home	706	4,617	5,323
Louisville Protestant Altenheim	6,570	0	6,570
Masonic Home of Louisville	20,703	6,664	27,367
Morning Pointe Of Louisville At South Hurstbourne	3,214	0	3,214
Nazareth Home	16,054	1,120	17,174
Park Louisville	12,775	0	12,775
Parr's at Springhurst	27,784	2,861	30,645
Rose Anna Hughes Home	16,923	0	16,923
Sacred Heart Village	3,424	2,217	5,641
Sunrise of Louisville	28,044	0	28,044
Symphony at Oaklawn	30,142	0	30,142
The Forum at Brookside	8,225	0	8,225
Treyton Oaks Towers	12,807	0	12,807
Wesley Manor	7,227	0	7,227
Westport Place Health Campus	7,912	0	7,912
JEFFERSON County Total:	331,738	17,479	349,217
SHELBY			
Colonial Hall Manor	9,606	8,279	17,885
Masonic Home of Shelbyville	3,673	3,244	6,917
SHELBY County Total:	13,279	11,523	24,802

Table 9 - Payor Source- Personal Care Beds 2015

Number of Patient Days by Primary Payor Source

ADD / Facility	Private	Other	Total
ADD: 6 Total	346,112	47,617	393,729
ADD:7			
BOONE			
Colonial Gardens	24,681	0	24,681
BOONE County Total:	24,681	0	24,681
CAMPBELL			
Baptist Convalescent Center	2,042	5,600	7,642
Carmel Manor	7,229	4,031	11,260
CAMPBELL County Total:	9,271	9,631	18,902
CARROLL			
Carrollton Manor	3,014	7,828	10,842
Valley Haven Rest Home	1,095	11,680	12,775
CARROLL County Total:	4,109	19,508	23,617
GRANT			
Jonesville Rest Home	7,119	1,592	8,711
GRANT County Total:	7,119	1,592	8,711
KENTON			
Brookdale Edgewood	28,835	0	28,835
Covington Ladies Home	3,937	6,266	10,203
Ivy Knoll	6,205	6,935	13,140
Madonna Manor	8,425	0	8,425
Regency Manor	20,855	0	20,855
Regency Manor North	10,541	0	10,541
St Charles Care Center	10,184	0	10,184
KENTON County Total:	88,982	13,201	102,183
PENDLETON			
Falmouth Nursing Home	365	8,030	8,395

Table 9 - Payor Source- Personal Care Beds 2015

Number of Patient Days by Primary Payor Source

ADD / Facility	Private	Other	Total
The Front Gate	0	6,623	6,623
PENDLETON County Total:	365	14,653	15,018
ADD: 7 Total	134,527	58,585	193,112
ADD:9			
BATH			
Hilltop Manor	1,297	10,412	11,709
BATH County Total:	1,297	10,412	11,709
MENIFEE			
Edgewood Estates	373	1,835	2,208
MENIFEE County Total:	373	1,835	2,208
MORGAN			
West Liberty Nursing and Rehabilitation Center	668	0	668
MORGAN County Total:	668	0	668
ADD: 9 Total	2,338	12,247	14,585
ADD:10			
BOYD			
Artrips Personal Care Home	1,789	5,511	7,300
Hamilton's Personal Care Home	1,010	6,285	7,295
King's Daughters And Sons Home	13,115	0	13,115
BOYD County Total:	15,914	11,796	27,710
GREENUP			
Frasure's Personal Care Home	12,434	8,288	20,722
Morning Pointe Ridge	21,900	0	21,900
Oakmont Manor	2,559	3,164	5,723
Russell Convalescent Home	365	9,217	9,582

Table 9 - Payor Source- Personal Care Beds 2015

Number of Patient Days by Primary Payor Source

ADD / Facility	Private	Other	Total
Trinity Station Retirement Community	0	9,475	9,475
GREENUP County Total:	37,258	30,144	67,402
LAWRENCE			
The Jordan Center	0	1,764	1,764
LAWRENCE County Total:	0	1,764	1,764
ADD: 10 Total	53,172	43,704	96,876
ADD:11			
JOHNSON			
Venture Home of Paintsville	17,597	0	17,597
JOHNSON County Total:	17,597	0	17,597
MAGOFFIN			
Salyersville Nursing and Rehabilitation Center	0	0	0
MAGOFFIN County Total:	0	0	0
MARTIN			
Martin County Health Care Facility	849	735	1,584
MARTIN County Total:	849	735	1,584
PIKE			
Good Shepherd Community Nursing Center	715	0	715
PIKE County Total:	715	0	715
ADD: 11 Total	19,161	735	19,896
ADD:12			
KNOTT			
Caney Creek Rehabilitation Complex	1,195	12,180	13,375
Golden Years Rest Home	7,158	19,487	26,645
KNOTT County Total:	8,353	31,667	40,020

Table 9 - Payor Source- Personal Care Beds 2015

Number of Patient Days by Primary Payor Source

ADD / Facility	Private	Other	Total
OWSLEY			
Owsley County Health Care Center	0	730	730
OWSLEY County Total:	0	730	730
ADD: 12 Total	8,353	32,397	40,750
ADD:13			
BELL			
Generations Center of Middlesboro	1,040	21,525	22,565
BELL County Total:	1,040	21,525	22,565
HARLAN			
The Laurels	13,505	10,220	23,725
HARLAN County Total:	13,505	10,220	23,725
JACKSON			
Signature HealthCare at Jackson Manor	0	1,289	1,289
JACKSON County Total:	0	1,289	1,289
KNOX			
Christian Health Center - Corbin	177	0	177
KNOX County Total:	177	0	177
ADD: 13 Total	14,722	33,034	47,756
ADD:14			
MCCREARY			
Cumberland Manor Rest Home	96	16,930	17,026
MCCREARY County Total:	96	16,930	17,026
PULASKI			
Crestview Personal Care	1,544	8,951	10,495

Table 9 - Payor Source- Personal Care Beds 2015

Number of Patient Days by Primary Payor Source

ADD / Facility	Private	Other	Total
Somerview Personal Care Home	1,691	15,350	17,041
PULASKI County Total:	3,235	24,301	27,536
WAYNE			
Dishman Personal Care Home	0	14,391	14,391
Hicks' Golden Years Nursing Home	0	296	296
WAYNE County Total:	0	14,687	14,687
ADD: 14 Total	3,331	55,918	59,249
ADD:15			
ANDERSON			
Heritage Hall Health and Rehabilitation Center	4,527	0	4,527
Sunset Hill Personal Care Home	694	3,650	4,344
ANDERSON County Total:	5,221	3,650	8,871
BOURBON			
Bourbon Heights	365	2,897	3,262
BOURBON County Total:	365	2,897	3,262
BOYLE			
McDowell Place of Danville	4,161	0	4,161
BOYLE County Total:	4,161	0	4,161
ESTILL			
Irvine Nursing and Rehabilitation	727	0	727
ESTILL County Total:	727	0	727
FAYETTE			
Brookdale Richmond Place	26,327	0	26,327
Central Ky Recovery Center Unit 1	5,057	0	5,057
Central KY Recovery Center Unit 2	5,232	0	5,232
Lantern at Morning Pointe Alz and Memory Care	15,695	0	15,695

Table 9 - Payor Source- Personal Care Beds 2015

Number of Patient Days by Primary Payor Source

ADD / Facility	Private	Other	Total
Lexington Country Place	7,739	0	7,739
Mayfair Village Retirement Center	6,404	0	6,404
Morning Pointe of Lexington	25,915	0	25,915
Morning Pointe of Lexington East	21,535	0	21,535
Tanbark Health Care	17,723	0	17,723
The Breckinridge	8,500	0	8,500
The Legacy At The Willows	6,899	0	6,899
The Villa at Chevy Chase	5,575	0	5,575
The Willows at Hamburg	6,591	0	6,591
Willows at Citation	6,954	0	6,954
FAYETTE County Total:	166,146	0	166,146
FRANKLIN			
Morning Pointe of Frankfort	15,330	0	15,330
The Lantern at Morning Pointe of Frankfort	13,140	0	13,140
FRANKLIN County Total:	28,470	0	28,470
HARRISON			
Cedar Ridge Health Campus	2,574	0	2,574
Parkside Manor	17,976	0	17,976
Shady Lawn Home	26,361	0	26,361
HARRISON County Total:	46,911	0	46,911
JESSAMINE			
Bridgepointe At Ashgrove Woods	18,869	0	18,869
Rose Terrace Lodge	5,130	8,770	13,900
Wesley Village	6,870	0	6,870
JESSAMINE County Total:	30,869	8,770	39,639
LINCOLN			
Waynesburg Manor	9,855	0	9,855
LINCOLN County Total:	9,855	0	9,855

Table 9 - Payor Source- Personal Care Beds 2015

Number of Patient Days by Primary Payor Source

ADD / Facility	Private	Other	Total
MADISON			
Morning Pointe of Richmond	15,330	0	15,330
Telford Terrace	2,915	0	2,915
MADISON County Total:	18,245	0	18,245
POWELL			
Stanton Nursing and Rehabilitation Center	0	0	0
POWELL County Total:	0	0	0
SCOTT			
Dover Manor	883	0	883
SCOTT County Total:	883	0	883
WOODFORD			
Taylor Manor Nursing Home	5,836	0	5,836
WOODFORD County Total:	5,836	0	5,836
ADD: 15 Total	317,689	15,317	333,006
Statewide Total	1,019,917	696,656	1,716,573

Table 10 - Payor Source- Nursing Home (CCRC) Beds 2015

Number of Patient Days by Primary Payor Source

ADD / Facility	Medicare	Medicaid	Private	Other	Total
ADD:2					
CHRISTIAN					
Christian Health Center, Hopkinsville	38	0	477	0	515
CHRISTIAN County Total:	38	0	477	0	515
LYON					
River's Bend Retirement Community	9	0	356	0	365
LYON County Total:	9	0	356	0	365
ADD: 2 Total	47	0	833	0	880
ADD:3					
UNION					
Breckinridge Place	287	0	1,903	0	2,190
UNION County Total:	287	0	1,903	0	2,190
ADD: 3 Total	287	0	1,903	0	2,190
ADD:4					
WARREN					
Christian Health Center, Bowling Green	0	0	2,096	83	2,179
WARREN County Total:	0	0	2,096	83	2,179
ADD: 4 Total	0	0	2,096	83	2,179
ADD:5					
MARION					
The Village of Lebanon II	178	0	1,728	59	1,965
MARION County Total:	178	0	1,728	59	1,965
NELSON					
Windsor Gardens CCRC	0	0	1,037	0	1,037
NELSON County Total:	0	0	1,037	0	1,037
ADD: 5 Total	178	0	2,765	59	3,002

Table 10 - Payor Source- Nursing Home (CCRC) Beds 2015

Number of Patient Days by Primary Payor Source

ADD / Facility	Medicare	Medicaid	Private	Other	Total
ADD:6					
JEFFERSON					
Christian Health Center of Louisville	367	0	182	202	751
Episcopal Church Home	55	0	7,400	0	7,455
Louisville Protestant Altenheim	0	0	2,555	0	2,555
Sacred Heart Village	19	0	375	0	394
The Forum at Brookside	0	0	6,214	0	6,214
JEFFERSON County Total:	441	0	16,726	202	17,369
ADD: 6 Total	441	0	16,726	202	17,369
ADD:7					
KENTON					
Madonna Manor	0	0	321	0	321
KENTON County Total:	0	0	321	0	321
ADD: 7 Total	0	0	321	0	321
ADD:10					
GREENUP					
Trinity Station Retirement Community	0	0	0	5,096	5,096
GREENUP County Total:	0	0	0	5,096	5,096
ADD: 10 Total	0	0	0	5,096	5,096
ADD:13					
KNOX					
Christian Health Center - Corbin	156	0	589	0	745
KNOX County Total:	156	0	589	0	745
LAUREL					
Laurel Heights Home for the Elderly	837	0	2,766	2,298	5,901
LAUREL County Total:	837	0	2,766	2,298	5,901
ADD: 13 Total	993	0	3,355	2,298	6,646

Table 10 - Payor Source- Nursing Home (CCRC) Beds 2015

Number of Patient Days by Primary Payor Source

ADD / Facility	Medicare	Medicaid	Private	Other	Total
ADD:14					
PULASKI					
The Neighborhood Nursing Facility	0	0	4,360	0	4,360
PULASKI County Total:	0	0	4,360	0	4,360
ADD: 14 Total	0	0	4,360	0	4,360
ADD:15					
FAYETTE					
Sayre Christian Village Nursing Home	1,333	0	3,755	697	5,785
FAYETTE County Total:	1,333	0	3,755	697	5,785
HARRISON					
Cedar Ridge Health Campus	719	0	942	0	1,661
HARRISON County Total:	719	0	942	0	1,661
JESSAMINE					
Wesley Village	0	0	8,577	0	8,577
JESSAMINE County Total:	0	0	8,577	0	8,577
MADISON					
Telford Terrace	720	0	7,078	0	7,798
MADISON County Total:	720	0	7,078	0	7,798
ADD: 15 Total	2,772	0	20,352	697	23,821
Statewide Total	4,718	0	52,711	8,435	65,864

Table 11 - Payor Source- Nursing Home (Non-CCRC) Beds 2015

Number of Patient Days by Primary Payor Source

ADD / Facility	Medicare	Medicaid	Private	Other	Total
ADD:3					
DAVISS					
Hermitage Care and Rehabilitation Center	4,151	0	3,306	563	8,020
DAVISS County Total:	4,151	0	3,306	563	8,020
WEBSTER					
Shemwell Nursing Home	0	0	6,935	0	6,935
WEBSTER County Total:	0	0	6,935	0	6,935
ADD: 3 Total	4,151	0	10,241	563	14,955
ADD:5					
MARION					
The Village of Lebanon II	2,647	0	5,528	443	8,618
MARION County Total:	2,647	0	5,528	443	8,618
ADD: 5 Total	2,647	0	5,528	443	8,618
ADD:15					
BOURBON					
Bourbon Heights	793	0	9,873	279	10,945
BOURBON County Total:	793	0	9,873	279	10,945
FAYETTE					
Mayfair Manor	2,688	0	9,315	2,060	14,063
FAYETTE County Total:	2,688	0	9,315	2,060	14,063
WOODFORD					
Taylor Manor Nursing Home	0	0	10,719	0	10,719
WOODFORD County Total:	0	0	10,719	0	10,719
ADD: 15 Total	3,481	0	29,907	2,339	35,727
Statewide Total	10,279	0	45,676	3,345	59,300

Table 12 - Payor Source- Intermediate Care Beds 2015

Number of Patient Days by Primary Payor Source

ADD / Facility	Medicare	Medicaid	Private	Other	Total
ADD:3					
WEBSTER					
Shemwell Nursing Home	0	0	730	0	730
WEBSTER County Total:	0	0	730	0	730
ADD: 3 Total	0	0	730	0	730
ADD:4					
WARREN					
Christian Health Center, Bowling Green	0	0	718	0	718
WARREN County Total:	0	0	718	0	718
ADD: 4 Total	0	0	718	0	718
ADD:6					
JEFFERSON					
Eastern Star Home in KY	0	0	5,840	0	5,840
Louisville Protestant Altenheim	0	0	4,745	0	4,745
The Forum at Brookside	0	0	676	0	676
JEFFERSON County Total:	0	0	11,261	0	11,261
ADD: 6 Total	0	0	11,261	0	11,261
ADD:15					
HARRISON					
Cedar Ridge Health Campus	0	0	716	0	716
HARRISON County Total:	0	0	716	0	716
JESSAMINE					
Wesley Village	0	0	365	0	365
JESSAMINE County Total:	0	0	365	0	365
MADISON					
Telford Terrace	0	0	267	0	267
MADISON County Total:	0	0	267	0	267

Table 12 - Payor Source- Intermediate Care Beds 2015

Number of Patient Days by Primary Payor Source

ADD / Facility	Medicare	Medicaid	Private	Other	Total
WOODFORD					
Taylor Manor Nursing Home	0	0	5,608	0	5,608
WOODFORD County Total:	0	0	5,608	0	5,608
ADD: 15 Total	0	0	6,956	0	6,956
Statewide Total	0	0	19,665	0	19,665

Table 13 - Payor Source- Alzheimer Facility Beds 2015

Number of Patient Days by Primary Payor Source

ADD / Facility	Medicare	Medicaid	Private	Other	Total
ADD:3					
DAVISS					
Wellington Parc of Owensboro	134	6,810	9,566	2,671	19,181
DAVISS County Total:	134	6,810	9,566	2,671	19,181
ADD: 3 Total	134	6,810	9,566	2,671	19,181
ADD:4					
WARREN					
Magnolia Village Care	2,965	6,842	9,407	1,807	21,021
WARREN County Total:	2,965	6,842	9,407	1,807	21,021
ADD: 4 Total	2,965	6,842	9,407	1,807	21,021
Statewide Total	3,099	13,652	18,973	4,478	40,202

Table 14 - Payor Source- ICF/IID Beds 2015

Number of Patient Days by Primary Payor Source

ADD / Facility	Medicare	Medicaid	Private	Other	Total
ADD:2					
CHRISTIAN					
Outwood ICF/IID	0	13,571	0	0	13,571
CHRISTIAN County Total:	0	13,571	0	0	13,571
ADD: 2 Total	0	13,571	0	0	13,571
ADD:3					
DAVISS					
Wendell Foster's Campus for Developmental Disabilities	0	22,954	0	0	22,954
DAVISS County Total:	0	22,954	0	0	22,954
ADD: 3 Total	0	22,954	0	0	22,954
ADD:6					
BULLITT					
Meadows ICF/IID	2,812	0	0	0	2,812
BULLITT County Total:	2,812	0	0	0	2,812
HENRY					
Cedar Lake Lodge Park Place I	0	2,920	0	0	2,920
Cedar Lake Lodge Park Place II	0	2,920	0	0	2,920
HENRY County Total:	0	5,840	0	0	5,840
JEFFERSON					
Bingham Gardens	0	7,934	0	0	7,934
Del Maria ICF/IID	2,910	0	0	0	2,910
Hazelwood ICF/MR	32,290	0	0	0	32,290
JEFFERSON County Total:	35,200	7,934	0	0	43,134
OLDHAM					
Cedar Lake Lodge	0	25,848	0	0	25,848

Table 14 - Payor Source- ICF/IID Beds 2015

Number of Patient Days by Primary Payor Source

ADD / Facility	Medicare	Medicaid	Private	Other	Total
Windsong ICF/IID	2,865	0	0	0	2,865
OLDHAM County Total:	2,865	25,848	0	0	28,713
ADD: 6 Total	40,877	39,622	0	0	80,499
ADD:14					
PULASKI					
Oakwood ICF/IID Unit 1	0	17,155	0	0	17,155
Oakwood ICF/IID Unit 2	0	12,775	0	0	12,775
Oakwood ICF/IID Unit 3	0	4,380	0	0	4,380
Oakwood ICF/IID Unit 4	0	4,380	0	0	4,380
PULASKI County Total:	0	38,690	0	0	38,690
ADD: 14 Total	0	38,690	0	0	38,690
Statewide Total	40,877	114,837	0	0	155,714

*Kentucky Annual
Long-Term Care Services Report*



*Section III
Patient Age
Distribution*

Table 15 - Facility Resident Age Distribution- Nursing Facility Beds 2015

ADD / Facility	Under 65	65-74	75-84	Over 85	Unknown	Total
ADD:1						
BALLARD						
Life Care Center of LaCenter	4	9	16	30	0	59
BALLARD County Total:	4	9	16	30	0	59
CALLOWAY						
Spring Creek Health Care	3	17	34	85	0	139
CALLOWAY County Total:	3	17	34	85	0	139
CARLISLE						
Countryside Center	4	3	9	26	0	42
CARLISLE County Total:	4	3	9	26	0	42
FULTON						
Diversicare of Fulton	6	7	12	16	0	41
FULTON County Total:	6	7	12	16	0	41
GRAVES						
Green Acres Health Care	7	9	19	33	0	68
Heritage Manor Healthcare Center	21	8	18	25	0	72
Mills Health and Rehab Center	7	14	34	37	0	92
GRAVES County Total:	35	31	71	95	0	232
HICKMAN						
Clinton Hickman County Nursing Facility	0	2	10	31	0	43
Clinton Place	15	21	21	20	0	77
HICKMAN County Total:	15	23	31	51	0	120
MARSHALL						
Calvert City Convalescent Center	6	12	22	46	0	86
Lake Way Nursing and Rehabilitation Center	6	16	24	43	0	89

Table 15 - Facility Resident Age Distribution- Nursing Facility Beds 2015

ADD / Facility	Under 65	65-74	75-84	Over 85	Unknown	Total
Oakview Nursing and Rehabilitation Center	12	9	23	18	0	62
MARSHALL County Total:	24	37	69	107	0	237
MCCRACKEN						
Baptist Health Paducah	0	3	5	2	0	10
Barkley Center	20	8	19	26	0	73
McCracken Nursing and Rehabilitation Center	25	16	7	20	0	68
Parkview Nursing and Rehabilitation Center (Paducah)	20	32	51	94	0	197
Superior Care Home	2	12	19	49	0	82
MCCRACKEN County Total:	67	71	101	191	0	430
ADD: 1 Total	158	198	343	601	0	1,300
ADD:2						
CALDWELL						
Princeton Health and Rehab Center	11	19	18	22	0	70
CALDWELL County Total:	11	19	18	22	0	70
CHRISTIAN						
Bradford Heights Health & Rehab Center	13	12	21	24	0	70
Christian Health Center, Hopkinsville	7	15	24	59	0	105
Christian Heights Nursing and Rehabilitation Center	21	11	11	1	0	44
Covington Convalescent Center	5	7	19	33	0	64
Western State Nursing Facility	30	37	28	21	0	116
CHRISTIAN County Total:	76	82	103	138	0	399

Table 15 - Facility Resident Age Distribution- Nursing Facility Beds 2015

ADD / Facility	Under 65	65-74	75-84	Over 85	Unknown	Total
CRITTENDEN						
Crittenden County Health and Rehabilitation Center	12	13	22	23	0	70
CRITTENDEN County Total:	12	13	22	23	0	70
HOPKINS						
Baptist Health Transitional Care	1	2	6	2	0	11
Brighton Cornerstone Health Care	10	17	21	11	0	59
Dawson Springs Health And Rehab Ctr	12	11	26	8	0	57
Hillside Center	10	13	23	11	0	57
Joseph Eddie Ballard Western Kentucky Veterans Center	5	14	44	54	0	117
NHC HealthCare, Madisonville	10	6	21	46	0	83
Ridgewood Terrace Nursing Home	8	12	30	57	0	107
Tradewater Pointe	12	7	16	21	0	56
HOPKINS County Total:	68	82	187	210	0	547
LIVINGSTON						
Salem Springlake Health and Rehabilitation Center	6	12	19	18	0	55
LIVINGSTON County Total:	6	12	19	18	0	55
LYON						
Christian Care Center of Kuttawa	11	15	16	16	0	58
River's Bend Retirement Community	5	4	10	20	0	39
LYON County Total:	16	19	26	36	0	97
MUHLENBERG						
Diversicare of Greenville	4	5	19	33	0	61
Kindred Nursing and Rehabilitation-Maple	13	21	36	20	0	90

Table 15 - Facility Resident Age Distribution- Nursing Facility Beds 2015

ADD / Facility	Under 65	65-74	75-84	Over 85	Unknown	Total
Owensboro Health Muhlenberg Community Hospital Long Term Care	3	9	23	3	0	38
MUHLENBERG County Total:	20	35	78	56	0	189
TODD						
Hearthstone Place	3	7	14	16	0	40
TODD County Total:	3	7	14	16	0	40
TRIGG						
Shady Lawn Nursing and Rehabilitation Center	11	7	9	17	0	44
TRIGG County Total:	11	7	9	17	0	44
ADD: 2 Total	223	276	476	536	0	1,511
ADD:3						
DAVISS						
Carmel Home	0	0	7	29	0	36
Hermitage Care and Rehabilitation Center	2	9	22	46	0	79
Owensboro Center	21	25	33	46	0	125
Owensboro Health	4	5	6	5	0	20
Signature Healthcare at Hillcrest	12	21	35	63	0	131
Twin Rivers Nursing and Rehab Center	31	25	28	21	0	105
Wellington Parc of Owensboro	0	2	6	12	0	20
DAVISS County Total:	70	87	137	222	0	516
HANCOCK						
Heartland Villa Care and Rehabilitation Center Community	2	10	14	19	0	45
HANCOCK County Total:	2	10	14	19	0	45

Table 15 - Facility Resident Age Distribution- Nursing Facility Beds 2015

ADD / Facility	Under 65	65-74	75-84	Over 85	Unknown	Total
HENDERSON						
Henderson Nursing and Rehabilitation Center	16	20	19	10	1	66
Redbanks	17	27	51	87	0	182
HENDERSON County Total:	33	47	70	97	1	248
MCLEAN						
Riverside Care & Rehab Ctr	2	20	21	30	0	73
MCLEAN County Total:	2	20	21	30	0	73
OHIO						
Beaver Dam Nursing and Rehab Center	4	16	15	21	0	56
Fordsville Nursing and Rehabilitation Center	18	14	15	12	0	59
Signature Healthcare of Hartford Rehab and Wellness	12	20	23	30	0	85
OHIO County Total:	34	50	53	63	0	200
UNION						
Breckinridge Place	2	0	4	10	0	16
Morganfield Nursing and Rehabilitation Center	8	8	15	20	0	51
UNION County Total:	10	8	19	30	0	67
WEBSTER						
Redbanks Colonial Terrace	14	10	28	27	0	79
WEBSTER County Total:	14	10	28	27	0	79
ADD: 3 Total	165	232	342	488	1	1,228
ADD:4						
ALLEN						
Cal Turner Rehab and Specialty Care	20	11	38	38	0	107
ALLEN County Total:	20	11	38	38	0	107

Table 15 - Facility Resident Age Distribution- Nursing Facility Beds 2015

ADD / Facility	Under 65	65-74	75-84	Over 85	Unknown	Total
BARREN						
Diversicare of Glasgow	4	10	27	49	0	90
Glasgow Health and Rehabilitation Center	11	9	20	18	0	58
Glasgow State Nursing Facility	18	25	19	9	0	71
Glenview Health Care Facility	14	13	15	13	0	55
NHC HealthCare, Glasgow	19	29	22	93	0	163
T J Samson Community Hospital Skilled Nursing Unit	2	4	0	0	0	6
BARREN County Total:	68	90	103	182	0	443
BUTLER						
Morgantown Care and Rehabilitation Center	9	15	48	44	0	116
BUTLER County Total:	9	15	48	44	0	116
EDMONSON						
Edmonson Center	6	16	23	24	0	69
EDMONSON County Total:	6	16	23	24	0	69
HART						
Signature Healthcare of Hart County	6	10	33	45	0	94
HART County Total:	6	10	33	45	0	94
LOGAN						
Auburn Health Care	9	5	21	19	0	54
Creekwood Place Nursing and Rehab Center	13	25	10	38	0	86
LOGAN County Total:	22	30	31	57	0	140
METCALFE						
Metcalfe Health Care Center	7	15	21	25	0	68
METCALFE County Total:	7	15	21	25	0	68

Table 15 - Facility Resident Age Distribution- Nursing Facility Beds 2015

ADD / Facility	Under 65	65-74	75-84	Over 85	Unknown	Total
MONROE						
Signature HealthCare of Monroe County Rehab	7	15	32	44	0	98
MONROE County Total:	7	15	32	44	0	98
SIMPSON						
Franklin-Simpson Nursing and Rehabilitation	16	16	28	17	0	77
SIMPSON County Total:	16	16	28	17	0	77
WARREN						
Bowling Green Nursing and Rehabilitation	17	13	17	10	0	57
Christian Health Center, Bowling Green	0	2	4	13	0	19
Colonial Center	2	1	14	29	0	46
Greenwood Nursing and Rehabilitation	14	23	43	45	0	125
Hopkins Center	1	9	16	24	0	50
Signature Healthcare Bowling Green	18	32	39	47	0	136
WARREN County Total:	52	80	133	168	0	433
ADD: 4 Total	213	298	490	644	0	1,645
ADD:5						
BRECKINRIDGE						
Breckinridge Memorial Nursing Facility	0	0	6	12	0	18
Hardinsburg Nursing and Rehabilitation	5	6	23	22	0	56
BRECKINRIDGE County Total:	5	6	29	34	0	74
GRAYSON						
Grayson Manor	5	11	28	18	0	62
Spring View Health and Rehab Center	16	5	23	16	0	60
GRAYSON County Total:	21	16	51	34	0	122

Table 15 - Facility Resident Age Distribution- Nursing Facility Beds 2015

ADD / Facility	Under 65	65-74	75-84	Over 85	Unknown	Total
HARDIN						
Elizabethtown Nursing and Rehab	13	15	19	9	0	56
Helmwood Healthcare Center	2	1	11	43	0	57
Kensington Center	2	15	22	37	0	76
North Hardin Health and Rehabilitation Center	18	18	34	49	0	119
Nursing Facility of Hardin Memorial Hospital	1	4	7	2	0	14
Signature Healthcare of Elizabethtown	16	21	16	27	0	80
HARDIN County Total:	52	74	109	167	0	402
LARUE						
Sunrise Manor Nursing Home	11	10	44	55	0	120
LARUE County Total:	11	10	44	55	0	120
MARION						
Cedars Of Lebanon Nursing Center	14	16	22	20	0	72
Loretto Motherhouse Infirmary	2	6	16	33	0	57
Village of Lebanon II	1	2	5	7	0	15
MARION County Total:	17	24	43	60	0	144
MEADE						
Brandenburg Nursing and Rehabilitation	8	9	19	13	0	49
MEADE County Total:	8	9	19	13	0	49
NELSON						
Colonial Health and Rehabilitation Center	4	9	21	26	0	60
Flaget Memorial Hospital	0	4	3	2	0	9
Life Care Center of Bardstown	12	14	19	34	0	79
NELSON County Total:	16	27	43	62	0	148
WASHINGTON						
Sansbury Care Center	0	2	7	37	0	46

Table 15 - Facility Resident Age Distribution- Nursing Facility Beds 2015

ADD / Facility	Under 65	65-74	75-84	Over 85	Unknown	Total
Springfield Nursing and Rehabilitation Center	13	16	22	18	0	69
WASHINGTON County Total:	13	18	29	55	0	115
ADD: 5 Total	143	184	367	480	0	1,174
ADD:6						
BULLITT						
Green Meadows Healthcare Center 1	5	18	21	52	0	96
BULLITT County Total:	5	18	21	52	0	96
HENRY						
Homestead Nursing Center of New Castle	5	10	12	25	0	52
HENRY County Total:	5	10	12	25	0	52
JEFFERSON						
Brownsboro Hills Nursing Home	25	21	16	21	0	83
Christian Health Center of Louisville	10	19	33	44	0	106
Christian Health Center West	29	30	18	10	0	87
Diversicare of Seneca Place	5	8	13	58	0	84
Episcopal Church Home	1	8	31	44	0	84
Essex Nursing and Rehabilitation Center	13	15	42	46	0	116
Forest Springs Health Campus	1	3	13	17	0	34
Franciscan Health Care Center	5	13	19	45	0	82
Georgetown Manor	18	20	27	35	0	100
Glen Ridge Health Campus	2	7	13	17	0	39
Golden Living Center - Camelot	23	33	41	41	0	138
Golden Living Center - Hillcreek	39	39	28	33	0	139
Golden Living Center - Mt Holly	46	19	19	12	0	96
Golden Living Center - St. Matthews	3	20	60	24	0	107

Table 15 - Facility Resident Age Distribution- Nursing Facility Beds 2015

ADD / Facility	Under 65	65-74	75-84	Over 85	Unknown	Total
Highlands Nursing and Rehabilitation Center (Louisville)	49	33	33	25	0	140
Home of the Innocents	72	0	0	0	0	72
Jefferson Manor Health and Rehab	7	7	20	57	0	91
Jefferson Place Health and Rehab	3	24	26	34	0	87
Kindred Hospital - Louisville	29	12	3	2	0	46
Kindred Nursing and Rehabilitation-Bashford	46	22	29	18	0	115
Klondike Center	13	13	21	12	0	59
Little Sisters of the Poor - St. Joseph's Home	0	2	9	24	0	35
Louisville East Post Acute	53	25	24	40	0	142
Masonic Home of Louisville	12	20	29	71	0	132
Meadowview Health and Rehab	19	17	20	28	0	84
Nazareth Home	4	12	28	57	0	101
Oaklawn Nursing and Rehab	9	16	26	38	0	89
Park Terrace Health Campus	3	11	28	44	0	86
Parkway Medical Center	31	45	73	78	0	227
Regency Rehabilitation and Nursing Center	27	20	24	27	0	98
Regis Woods Care and Rehabilitation Center	42	49	36	40	0	167
Rivers Edge Nursing and Rehabilitation Center	28	16	23	15	0	82
Rockford Health and Rehabilitation Center	21	15	21	35	0	92
Sacred Heart Village	1	9	31	51	0	92
Signature Health Care of East Louisville	5	19	35	51	0	110
Signature Health Care of South Louisville	18	15	15	25	0	73
Signature Healthcare at Glenview	29	15	13	23	0	80
Signature Healthcare at St's Mary & Elizabeth Hospital	0	2	9	7	0	18

Table 15 - Facility Resident Age Distribution- Nursing Facility Beds 2015

ADD / Facility	Under 65	65-74	75-84	Over 85	Unknown	Total
Signature Healthcare of Cherokee Park	11	13	24	30	0	78
Springhurst Health and Rehab	7	11	26	31	0	75
Summerfield Health and Rehabilitation Center	16	18	42	61	0	137
The Forum at Brookside	1	3	4	32	0	40
The Good Samaritan Society- Jeffersontown	1	2	22	45	0	70
Treyton Oaks Towers	2	3	7	35	0	47
Wesley Manor	0	2	30	30	0	62
Westminster Terrace	2	7	26	60	0	95
Westport Place Health Campus	3	8	12	27	0	50
JEFFERSON County Total:	784	741	1,142	1,600	0	4,267
OLDHAM						
Baptist Health La Grange	0	1	7	8	0	16
Friendship Manor Nursing Home	11	16	32	67	0	126
Providence Richwood	15	22	34	33	0	104
OLDHAM County Total:	26	39	73	108	0	246
SHELBY						
Crestview Center	8	11	10	21	0	50
Masonic Home of Shelbyville	4	16	24	58	0	102
SHELBY County Total:	12	27	34	79	0	152
SPENCER						
Signature Health Care of Spencer County	11	21	48	29	0	109
SPENCER County Total:	11	21	48	29	0	109
TRIMBLE						
Signature Health Care of Trimble County	7	8	12	24	0	51
TRIMBLE County Total:	7	8	12	24	0	51
ADD: 6 Total	850	864	1,342	1,917	0	4,973

Table 15 - Facility Resident Age Distribution- Nursing Facility Beds 2015

ADD / Facility	Under 65	65-74	75-84	Over 85	Unknown	Total
ADD:7						
BOONE						
Bridgepoint Care and Rehabilitation Center	52	41	25	23	0	141
Florence Park Care Center	5	22	49	60	0	136
St Elizabeth Florence SNF	2	3	6	5	0	16
BOONE County Total:	59	66	80	88	0	293
CAMPBELL						
Baptist Convalescent Center	7	29	43	82	0	161
Carmel Manor	0	0	19	42	0	61
Coldspring Transitional Care Center	6	36	34	24	0	100
Highlandspring of Ft Thomas	9	14	39	52	0	114
St. Elizabeth FT Thomas SNF	5	3	4	2	0	14
CAMPBELL County Total:	27	82	139	202	0	450
CARROLL						
Green Valley Health and Rehabilitation Center	13	10	23	22	0	68
CARROLL County Total:	13	10	23	22	0	68
GALLATIN						
Providence Gallatin	13	15	30	26	0	84
GALLATIN County Total:	13	15	30	26	0	84
GRANT						
Grant Center	13	24	29	25	0	91
GRANT County Total:	13	24	29	25	0	91
KENTON						
Madonna Manor	2	4	19	27	0	52
Providence Pavilion	19	13	18	19	0	69
Rosedale Manor	10	24	72	92	0	198

Table 15 - Facility Resident Age Distribution- Nursing Facility Beds 2015

ADD / Facility	Under 65	65-74	75-84	Over 85	Unknown	Total
Village Care Center	5	10	24	55	0	94
Villaspring of Erlanger	8	14	47	59	0	128
Woodcrest Nursing and Rehabilitation Center	17	21	29	39	0	106
KENTON County Total:	61	86	209	291	0	647
OWEN						
Owenton Center	30	14	20	30	0	94
OWEN County Total:	30	14	20	30	0	94
PENDLETON						
River Valley Nursing Home	2	4	21	33	0	60
PENDLETON County Total:	2	4	21	33	0	60
ADD: 7 Total	218	301	551	717	0	1,787
ADD:8						
BRACKEN						
Bracken County Nursing and Rehabilitation Center	3	4	8	11	0	26
BRACKEN County Total:	3	4	8	11	0	26
FLEMING						
Pioneer Trace Nursing Home	7	13	30	30	0	80
FLEMING County Total:	7	13	30	30	0	80
LEWIS						
Golden Living Center - Vanceburg	24	23	23	20	0	90
LEWIS County Total:	24	23	23	20	0	90
MASON						
Maysville Nursing and Rehabilitation Facility	7	17	30	73	0	127
MASON County Total:	7	17	30	73	0	127

Table 15 - Facility Resident Age Distribution- Nursing Facility Beds 2015

ADD / Facility	Under 65	65-74	75-84	Over 85	Unknown	Total
ROBERTSON						
Robertson County Health Care Facility	5	9	21	24	0	59
ROBERTSON County Total:	5	9	21	24	0	59
ADD: 8 Total	46	66	112	158	0	382
ADD:9						
BATH						
Ridgeway Nursing and Rehabilitation	9	15	25	41	0	90
BATH County Total:	9	15	25	41	0	90
MENIFEE						
Edgewood Estates	5	13	24	18	0	60
MENIFEE County Total:	5	13	24	18	0	60
MONTGOMERY						
Windsor Care Center	10	15	45	61	0	131
MONTGOMERY County Total:	10	15	45	61	0	131
MORGAN						
West Liberty Nursing and Rehabilitation Center	6	7	13	17	0	43
MORGAN County Total:	6	7	13	17	0	43
ROWAN						
Life Care Center of Morehead	9	19	28	26	0	82
St. Claire Medical Center TCU	1	1	1	0	0	3
ROWAN County Total:	10	20	29	26	0	85
ADD: 9 Total	40	70	136	163	0	409

Table 15 - Facility Resident Age Distribution- Nursing Facility Beds 2015

ADD / Facility	Under 65	65-74	75-84	Over 85	Unknown	Total
ADD:10						
BOYD						
Boyd Nursing and Rehabilitation Center	10	7	20	20	0	57
Kingsbrook Lifecare Center	17	22	43	60	0	142
Woodland Oaks Health Care Facility	1	15	34	58	0	108
BOYD County Total:	28	44	97	138	0	307
CARTER						
Carter Nursing and Rehabilitation Center	15	27	47	25	0	114
CARTER County Total:	15	27	47	25	0	114
ELLIOTT						
Elliott Nursing and Rehabilitation Center	3	12	25	29	0	69
ELLIOTT County Total:	3	12	25	29	0	69
GREENUP						
Oakmont Manor	5	10	21	44	0	80
South Shore Nursing and Rehabilitation Center	11	9	12	17	0	49
Wurtland Nursing and Rehabilitation Center	29	28	22	26	0	105
GREENUP County Total:	45	47	55	87	0	234
LAWRENCE						
The Jordan Center	26	25	26	17	0	94
LAWRENCE County Total:	26	25	26	17	0	94
ADD: 10 Total	117	155	250	296	0	818

ADD:11

FLOYD						
Highlands Regional Medical Center (Prestonsburg)	0	0	0	0	0	0
Prestonsburg Health Care Center	5	12	18	15	0	50

Table 15 - Facility Resident Age Distribution- Nursing Facility Beds 2015

ADD / Facility	Under 65	65-74	75-84	Over 85	Unknown	Total
Riverview Health Care Center	12	28	47	25	0	112
FLOYD County Total:	17	40	65	40	0	162
JOHNSON						
Mountain Manor of Paintsville	11	23	42	46	0	122
JOHNSON County Total:	11	23	42	46	0	122
MAGOFFIN						
Salyersville Nursing and Rehabilitation Center	31	30	38	22	0	121
MAGOFFIN County Total:	31	30	38	22	0	121
MARTIN						
Martin County Health Care Facility	7	12	21	20	0	60
MARTIN County Total:	7	12	21	20	0	60
PIKE						
Good Shepherd Community Nursing Center	16	13	27	20	0	76
Mountain View Health Care Center	18	22	25	18	0	83
Parkview Nursing and Rehabilitation Center (Pikeville)	35	27	30	19	0	111
Signature Health Care of Pikeville	16	23	39	26	0	104
Williamson ARH Nursing Facility	6	4	10	4	0	24
PIKE County Total:	91	89	131	87	0	398
ADD: 11 Total	157	194	297	215	0	863
ADD:12						
BREATHITT						
Nim Henson Geriatric Center	20	11	21	19	0	71
BREATHITT County Total:	20	11	21	19	0	71

Table 15 - Facility Resident Age Distribution- Nursing Facility Beds 2015

ADD / Facility	Under 65	65-74	75-84	Over 85	Unknown	Total
KNOTT						
Knott County Health and Rehabilitation Center	15	28	20	27	0	90
KNOTT County Total:	15	28	20	27	0	90
LEE						
Lee County Care and Rehabilitation Center	27	23	27	24	0	101
LEE County Total:	27	23	27	24	0	101
LESLIE						
Hyden Health and Rehabilitation Center	23	25	24	22	0	94
LESLIE County Total:	23	25	24	22	0	94
LETCHER						
Letcher Manor	27	23	39	30	0	119
LETCHER County Total:	27	23	39	30	0	119
OWSLEY						
Owsley County Health Care Center	19	22	21	14	0	76
OWSLEY County Total:	19	22	21	14	0	76
PERRY						
Hazard Health and Rehabilitation Center	53	50	54	37	0	194
Paul E Patton Eastern Ky Veterans Center	9	31	39	31	0	110
PERRY County Total:	62	81	93	68	0	304
WOLFE						
Wolfe County Health and Rehabilitation Center	10	18	37	31	0	96
WOLFE County Total:	10	18	37	31	0	96
ADD: 12 Total	203	231	282	235	0	951

Table 15 - Facility Resident Age Distribution- Nursing Facility Beds 2015

ADD / Facility	Under 65	65-74	75-84	Over 85	Unknown	Total
ADD:13						
BELL						
Middlesboro Health Care Facility	3	8	28	51	0	90
Mountain View Nursing and Rehab Ctr	15	24	30	18	0	87
Pineville Community Hospital	2	3	8	10	0	23
BELL County Total:	20	35	66	79	0	200
CLAY						
Laurel Creek Health Care Center	6	25	43	23	0	97
CLAY County Total:	6	25	43	23	0	97
HARLAN						
Harlan Health and Rehabilitation Center	32	29	33	41	0	135
Tri-Cities Nursing and Rehabilitation Center	15	15	20	14	0	64
HARLAN County Total:	47	44	53	55	0	199
JACKSON						
Signature HealthCare at Jackson Manor	11	10	15	14	0	50
JACKSON County Total:	11	10	15	14	0	50
KNOX						
Barbourville Health and Rehabilitation Center	29	30	43	28	0	130
Christian Health Center - Corbin	5	13	35	40	0	93
KNOX County Total:	34	43	78	68	0	223
LAUREL						
Hillcrest Health and Rehabilitation Center	25	24	47	22	0	118
Laurel Heights Home for the Elderly	9	15	43	73	0	140
LAUREL County Total:	34	39	90	95	0	258

Table 15 - Facility Resident Age Distribution- Nursing Facility Beds 2015

ADD / Facility	Under 65	65-74	75-84	Over 85	Unknown	Total
ROCKCASTLE						
Rockcastle Health and Rehabilitation Center	13	15	37	29	0	94
Rockcastle Regional Hospital and Respiratory Care	59	18	8	3	0	88
ROCKCASTLE County Total:	72	33	45	32	0	182
WHITLEY						
Corbin Health and Rehabilitation Center	24	28	19	25	0	96
The Heritage	7	13	28	31	0	79
Williamsburg Health and Rehabilitation Center	13	25	45	35	0	118
WHITLEY County Total:	44	66	92	91	0	293
ADD: 13 Total	268	295	482	457	0	1,502
ADD:14						
ADAIR						
Summit Manor Health and Rehabilitation Center	8	13	31	46	0	98
ADAIR County Total:	8	13	31	46	0	98
CASEY						
Liberty Care and Rehabilitation Center	4	18	21	50	0	93
CASEY County Total:	4	18	21	50	0	93
CLINTON						
Clinton County Care and Rehabilitation Center	6	7	16	18	0	47
CLINTON County Total:	6	7	16	18	0	47
GREEN						
Golden Living Center - Green Hill	10	14	34	37	0	95
McDowell Skilled Nursing Facility	0	0	0	0	0	0
GREEN County Total:	10	14	34	37	0	95

Table 15 - Facility Resident Age Distribution- Nursing Facility Beds 2015

ADD / Facility	Under 65	65-74	75-84	Over 85	Unknown	Total
MCCREARY						
Signature Healthcare of McCreary County Rehab	10	8	15	27	0	60
MCCREARY County Total:	10	8	15	27	0	60
PULASKI						
Cumberland Nursing and Rehabilitation Center	5	14	28	40	0	87
Lake Cumberland Regional Hospital	3	2	2	4	0	11
Somerset Nursing and Rehabilitation Facility	5	9	53	49	0	116
Somerwoods Nursing and Rehabilitation	16	24	49	57	0	146
PULASKI County Total:	29	49	132	150	0	360
RUSSELL						
Fair Oaks Health Systems	8	13	36	57	0	114
RUSSELL County Total:	8	13	36	57	0	114
TAYLOR						
Campbellsville Nursing and Rehabilitation	2	10	24	24	0	60
The Grandview Nursing and Rehabilitation Facility	5	13	20	41	0	79
TAYLOR County Total:	7	23	44	65	0	139
WAYNE						
Hicks' Golden Years Nursing Home	9	9	17	24	0	59
WAYNE County Total:	9	9	17	24	0	59
ADD: 14 Total	91	154	346	474	0	1,065

Table 15 - Facility Resident Age Distribution- Nursing Facility Beds 2015

ADD / Facility	Under 65	65-74	75-84	Over 85	Unknown	Total
ADD:15						
ANDERSON						
Heritage Hall Health and Rehabilitation Center	8	6	30	42	0	86
ANDERSON County Total:	8	6	30	42	0	86
BOURBON						
Bourbon Heights	11	11	21	23	0	66
BOURBON County Total:	11	11	21	23	0	66
BOYLE						
Charleston Health Care Center	4	9	32	42	0	87
Danville Center For Health	10	10	32	41	0	93
Ephraim McDowell Regional Medical Center	1	4	4	4	0	13
BOYLE County Total:	15	23	68	87	0	193
CLARK						
Clark Regional Medical Center Transitional Care Un	4	3	7	7	0	21
Fountain Circle Care and Rehab Ctr	28	32	45	34	0	139
CLARK County Total:	32	35	52	41	0	160
ESTILL						
Irvine Nursing and Rehabilitation	8	15	34	26	0	83
ESTILL County Total:	8	15	34	26	0	83
FAYETTE						
Bluegrass Care and Rehabilitation Center	11	32	30	35	0	108
Brookdale Richmond Place SNF	7	13	25	41	0	86
Cambridge Place	20	29	34	20	0	103
Cardinal Hill Rehab Unit	5	13	10	5	0	33
Eastern State Hosp Long Term Acquired Brain Injury	12	4	2	0	0	18

Table 15 - Facility Resident Age Distribution- Nursing Facility Beds 2015

ADD / Facility	Under 65	65-74	75-84	Over 85	Unknown	Total
Lexington Country Place	1	3	16	66	0	86
Mayfair Manor	4	7	11	24	0	46
Northpoint Lexington Healthcare Center	9	14	55	64	0	142
Providence Homestead	10	21	42	51	0	124
Providence Pine Meadows	11	17	39	46	0	113
Rose Manor Health Care	0	4	11	18	0	33
Sayre Christian Village Nursing Home	1	14	23	69	0	107
Tanbark Health Care	0	3	6	21	0	30
The Willows at Hamburg	2	4	17	51	0	74
Willows at Citation	4	7	17	23	0	51
FAYETTE County Total:	97	185	338	534	0	1,154
FRANKLIN						
Bradford Square Rehabilitation and Nursing Center	18	17	28	31	0	94
Golden Living Center - Frankfort	5	20	31	37	0	93
FRANKLIN County Total:	23	37	59	68	0	187
GARRARD						
Christian Care Center of Lancaster	14	17	31	32	0	94
GARRARD County Total:	14	17	31	32	0	94
HARRISON						
Cedar Ridge Health Campus	3	4	15	26	0	48
Edgemont Healthcare	21	18	10	9	0	58
Grand Haven Nursing Home	8	12	16	16	0	52
HARRISON County Total:	32	34	41	51	0	158
JESSAMINE						
Diversicare of Nicholasville	3	18	17	23	0	61
Thomson Hood Veterans Center	17	36	67	114	0	234
JESSAMINE County Total:	20	54	84	137	0	295

Table 15 - Facility Resident Age Distribution- Nursing Facility Beds 2015

ADD / Facility	Under 65	65-74	75-84	Over 85	Unknown	Total
LINCOLN						
Golden Living Center - Stanford	9	29	31	46	0	115
LINCOLN County Total:	9	29	31	46	0	115
MADISON						
Berea Health Care Center	6	8	19	40	0	73
Kenwood Health and Rehabilitation Center	9	17	23	34	0	83
Madison Health and Rehabilitation Center	10	22	23	27	0	82
The Terrace Nursing and Rehabilitation Facility	2	5	33	54	0	94
MADISON County Total:	27	52	98	155	0	332
MERCER						
Harrodsburg Health & Rehab Ctr	20	16	32	39	0	107
The James B. Haggin Memorial Hospital	2	3	8	21	0	34
MERCER County Total:	22	19	40	60	0	141
NICHOLAS						
Johnson Mathers Nursing Home	13	16	28	34	0	91
NICHOLAS County Total:	13	16	28	34	0	91
POWELL						
Stanton Nursing and Rehabilitation Center	15	11	24	21	0	71
POWELL County Total:	15	11	24	21	0	71
SCOTT						
Dover Manor	0	8	32	38	0	78
Signature Healthcare of Georgetown	7	7	14	18	0	46
SCOTT County Total:	7	15	46	56	0	124

Table 15 - Facility Resident Age Distribution- Nursing Facility Beds 2015

ADD / Facility	Under 65	65-74	75-84	Over 85	Unknown	Total
ADD: 15 Total	353	559	1,025	1,413	0	3,350
Statewide Total	3,245	4,077	6,841	8,794	1	22,958

Table 16 - Facility Resident Age Distribution- Personal Care Beds 2015

ADD / Facility	Under 65	65-74	75-84	Over 85	Unknown	Total
ADD:1						
CALLOWAY						
Fern Terrace of Murray	9	20	21	24	0	74
Gardens At Hickory Woods	0	2	4	7	0	13
CALLOWAY County Total:	9	22	25	31	0	87
CARLISLE						
Countryside Center	2	2	2	2	0	8
CARLISLE County Total:	2	2	2	2	0	8
GRAVES						
Autumn Ridge Personal Care	18	3	1	0	0	22
Fern Terrace of Mayfield	98	11	1	1	0	111
GRAVES County Total:	116	14	2	1	0	133
HICKMAN						
Clinton Hickman County Nursing Facility	1	1	1	1	0	4
Clinton Place	1	0	1	2	0	4
HICKMAN County Total:	2	1	2	3	0	8
MCCRACKEN						
Gaither Suites at West Park	0	1	7	17	0	25
MCCRACKEN County Total:	0	1	7	17	0	25
ADD: 1 Total	129	40	38	54	0	261
ADD:2						
CALDWELL						
Highland Homes, Inc.	63	19	2	0	0	84
CALDWELL County Total:	63	19	2	0	0	84
CHRISTIAN						
Christian County Manor	21	16	9	0	0	46
Christian Health Center, Hopkinsville	0	0	0	2	0	2

Table 16 - Facility Resident Age Distribution- Personal Care Beds 2015

ADD / Facility	Under 65	65-74	75-84	Over 85	Unknown	Total
Pennyrile Home	48	21	8	4	0	81
CHRISTIAN County Total:	69	37	17	6	0	129
CRITTENDEN						
Crittenden County Health and Rehabilitation Center	0	0	0	0	0	0
CRITTENDEN County Total:	0	0	0	0	0	0
HOPKINS						
The Homestead	41	15	3	1	0	60
HOPKINS County Total:	41	15	3	1	0	60
LYON						
River's Bend Retirement Community	0	3	1	4	0	8
LYON County Total:	0	3	1	4	0	8
MUHLENBERG						
Diversicare of Greenville	1	1	5	5	0	12
Sparks Nursing Center	24	16	15	8	0	63
MUHLENBERG County Total:	25	17	20	13	0	75
TODD						
Hearthstone Place	4	0	3	5	0	12
TODD County Total:	4	0	3	5	0	12
TRIGG						
Trigg County Manor	33	16	8	5	0	62
TRIGG County Total:	33	16	8	5	0	62
ADD: 2 Total	235	107	54	34	0	430
ADD:3						
DAVISS						
Bishop Soenneker Home	21	9	17	9	0	56
Carmel Home	0	3	11	64	0	78

Table 16 - Facility Resident Age Distribution- Personal Care Beds 2015

ADD / Facility	Under 65	65-74	75-84	Over 85	Unknown	Total
Davco Rest Home	66	19	3	1	0	89
Fern Terrace of Owensboro	23	16	7	6	0	52
Owensboro Center	3	5	1	3	0	12
DAVIESS County Total:	113	52	39	83	0	287
HANCOCK						
The Oaks PCH/Lewisport	35	8	1	0	0	44
HANCOCK County Total:	35	8	1	0	0	44
MCLEAN						
Sunny Acres	14	9	0	0	0	23
MCLEAN County Total:	14	9	0	0	0	23
OHIO						
Beaver Dam Nursing and Rehab Center	5	10	4	0	0	19
OHIO County Total:	5	10	4	0	0	19
UNION						
Breckinridge Place	0	0	0	2	0	2
UNION County Total:	0	0	0	2	0	2
ADD: 3 Total	167	79	44	85	0	375
ADD:4						
ALLEN						
Cornerstone Manor	25	7	0	0	0	32
Scottsville Manor	24	8	2	2	0	36
ALLEN County Total:	49	15	2	2	0	68
BARREN						
Glasgow Health and Rehabilitation Center	0	0	0	0	0	0
NHC HealthCare, Glasgow	1	1	0	5	0	7
BARREN County Total:	1	1	0	5	0	7

Table 16 - Facility Resident Age Distribution- Personal Care Beds 2015

ADD / Facility	Under 65	65-74	75-84	Over 85	Unknown	Total
EDMONSON						
Edmonson Center	2	2	4	3	0	11
EDMONSON County Total:	2	2	4	3	0	11
HART						
Hart County Manor	24	13	0	0	0	37
HART County Total:	24	13	0	0	0	37
METCALFE						
Harper's Home for the Aged	14	8	1	0	0	23
Metcalfe Health Care Center	2	5	3	4	0	14
METCALFE County Total:	16	13	4	4	0	37
MONROE						
Signature HealthCare of Monroe County Rehab	0	0	0	0	0	0
MONROE County Total:	0	0	0	0	0	0
SIMPSON						
Lewis Memorial Methodist Home	2	4	3	7	0	16
SIMPSON County Total:	2	4	3	7	0	16
WARREN						
Christian Health Center, Bowling Green	0	4	9	15	0	28
Fern Terrace of Bowling Green	82	17	10	2	0	111
WARREN County Total:	82	21	19	17	0	139
ADD: 4 Total	176	69	32	38	0	315
ADD:5						
BRECKINRIDGE						
Breckinridge Manor	0	0	0	0	0	0
BRECKINRIDGE County Total:	0	0	0	0	0	0

Table 16 - Facility Resident Age Distribution- Personal Care Beds 2015

ADD / Facility	Under 65	65-74	75-84	Over 85	Unknown	Total
GRAYSON						
Grayson Manor	6	4	9	6	0	25
GRAYSON County Total:	6	4	9	6	0	25
HARDIN						
North Hardin Health and Rehabilitation Center	0	1	1	0	0	2
HARDIN County Total:	0	1	1	0	0	2
MARION						
Loretto Motherhouse Infirmary	0	2	3	17	0	22
The Village of Lebanon II	0	0	1	4	0	5
MARION County Total:	0	2	4	21	0	27
MEADE						
Brandenburg Nursing and Rehabilitation	0	0	0	0	0	0
MEADE County Total:	0	0	0	0	0	0
NELSON						
Colonial Health and Rehabilitation Center	0	0	1	1	0	2
Windsor Gardens CCRC	0	0	8	12	0	20
NELSON County Total:	0	0	9	13	0	22
WASHINGTON						
Sansbury Care Center	0	0	4	6	0	10
WASHINGTON County Total:	0	0	4	6	0	10
ADD: 5 Total	6	7	27	46	0	86
ADD:6						
BULLITT						
Colonial House of Shepherdsville	45	5	2	0	0	52
BULLITT County Total:	45	5	2	0	0	52

Table 16 - Facility Resident Age Distribution- Personal Care Beds 2015

ADD / Facility	Under 65	65-74	75-84	Over 85	Unknown	Total
JEFFERSON						
Barton House of Louisville #1	1	2	4	11	0	18
Belmont Village	1	3	35	81	0	120
Brookdale Blankenbaker	1	10	20	49	2	82
Brookdale Stonecreek	0	2	3	15	0	20
Eastern Star Home in KY	0	1	1	9	0	11
Episcopal Church Home	2	6	16	42	0	66
Forest Springs Health Campus	1	0	7	8	0	16
Heartsong Memory Care	1	4	12	10	0	27
Little Sisters of the Poor - St. Joseph's Home	0	1	5	9	0	15
Louisville Protestant Altenheim	1	3	6	8	0	18
Masonic Home of Louisville	4	8	28	41	0	81
Morning Pointe Of Louisville At South Hurstbourne	0	3	13	25	0	41
Nazareth Home	0	2	9	38	0	49
Park Louisville	0	3	16	11	0	30
Parr's at Springhurst	0	1	18	63	0	82
Rose Anna Hughes Home	1	4	10	32	0	47
Sacred Heart Village	0	2	6	10	0	18
Sunrise of Louisville	0	2	8	73	0	83
Symphony at Oaklawn	0	4	13	63	0	80
The Forum at Brookside	0	0	4	19	0	23
Treyton Oaks Towers	1	0	5	27	0	33
Wesley Manor	0	2	7	14	0	23
Westport Place Health Campus	0	4	3	14	0	21
JEFFERSON County Total:	14	67	249	672	2	1,004
SHELBY						
Colonial Hall Manor	39	11	4	0	0	54

Table 16 - Facility Resident Age Distribution- Personal Care Beds 2015

ADD / Facility	Under 65	65-74	75-84	Over 85	Unknown	Total
Masonic Home of Shelbyville	0	2	6	14	0	22
SHELBY County Total:	39	13	10	14	0	76
ADD: 6 Total	98	85	261	686	2	1,132
ADD:7						
BOONE						
Colonial Gardens	0	5	13	51	0	69
BOONE County Total:	0	5	13	51	0	69
CAMPBELL						
Baptist Convalescent Center	1	1	8	12	0	22
Carmel Manor	0	0	6	24	0	30
CAMPBELL County Total:	1	1	14	36	0	52
CARROLL						
Carrollton Manor	23	5	2	0	0	30
Valley Haven Rest Home	33	2	0	0	0	35
CARROLL County Total:	56	7	2	0	0	65
GRANT						
Jonesville Rest Home	21	0	1	0	0	22
GRANT County Total:	21	0	1	0	0	22
KENTON						
Brookdale Edgewood	3	10	19	47	0	79
Covington Ladies Home	0	8	10	8	0	26
Ivy Knoll	7	6	8	15	0	36
Madonna Manor	0	2	6	15	0	23
Regency Manor	23	18	9	7	0	57
Regency Manor North	13	10	4	1	0	28
St Charles Care Center	0	1	4	22	0	27
KENTON County Total:	46	55	60	115	0	276

Table 16 - Facility Resident Age Distribution- Personal Care Beds 2015

ADD / Facility	Under 65	65-74	75-84	Over 85	Unknown	Total
PENDLETON						
Falmouth Nursing Home	21	2	0	0	0	23
The Front Gate	19	0	0	0	0	19
PENDLETON County Total:	40	2	0	0	0	42
ADD: 7 Total	164	70	90	202	0	526
ADD:9						
BATH						
Hilltop Manor	12	9	8	4	0	33
BATH County Total:	12	9	8	4	0	33
MENIFEE						
Edgewood Estates	0	1	2	2	0	5
MENIFEE County Total:	0	1	2	2	0	5
MORGAN						
West Liberty Nursing and Rehabilitation Center	0	2	0	0	0	2
MORGAN County Total:	0	2	0	0	0	2
ADD: 9 Total	12	12	10	6	0	40
ADD:10						
BOYD						
Artrips Personal Care Home	5	6	6	2	0	19
Hamilton's Personal Care Home	15	3	1	0	0	19
King's Daughters And Sons Home	0	0	9	27	0	36
BOYD County Total:	20	9	16	29	0	74
GREENUP						
Frasure's Personal Care Home	43	8	2	0	0	53
Morning Pointe Ridge	0	1	10	49	0	60
Oakmont Manor	2	6	4	3	0	15
Russell Convalescent Home	25	0	0	0	0	25

Table 16 - Facility Resident Age Distribution- Personal Care Beds 2015

ADD / Facility	Under 65	65-74	75-84	Over 85	Unknown	Total
Trinity Station Retirement Community	0	4	4	20	0	28
GREENUP County Total:	70	19	20	72	0	181
LAWRENCE						
The Jordan Center	3	0	1	0	0	4
LAWRENCE County Total:	3	0	1	0	0	4
ADD: 10 Total	93	28	37	101	0	259
ADD:11						
JOHNSON						
Venture Home of Paintsville	37	9	1	0	0	47
JOHNSON County Total:	37	9	1	0	0	47
MAGOFFIN						
Salyersville Nursing and Rehabilitation Center	0	0	0	0	0	0
MAGOFFIN County Total:	0	0	0	0	0	0
MARTIN						
Martin County Health Care Facility	2	0	0	1	0	3
MARTIN County Total:	2	0	0	1	0	3
PIKE						
Good Shepherd Community Nursing Center	0	1	1	0	0	2
PIKE County Total:	0	1	1	0	0	2
ADD: 11 Total	39	10	2	1	0	52
ADD:12						
KNOTT						
Caney Creek Rehabilitation Complex	27	6	1	0	0	34
Golden Years Rest Home	59	10	3	1	0	73
KNOTT County Total:	86	16	4	1	0	107

Table 16 - Facility Resident Age Distribution- Personal Care Beds 2015

ADD / Facility	Under 65	65-74	75-84	Over 85	Unknown	Total
OWSLEY						
Owsley County Health Care Center	1	0	1	0	0	2
OWSLEY County Total:	1	0	1	0	0	2
ADD: 12 Total	87	16	5	1	0	109
ADD:13						
BELL						
Generations Center of Middlesboro	52	7	1	0	0	60
BELL County Total:	52	7	1	0	0	60
HARLAN						
The Laurels	40	18	6	1	0	65
HARLAN County Total:	40	18	6	1	0	65
JACKSON						
Signature HealthCare at Jackson Manor	1	0	2	0	0	3
JACKSON County Total:	1	0	2	0	0	3
KNOX						
Christian Health Center - Corbin	1	0	0	0	0	1
KNOX County Total:	1	0	0	0	0	1
ADD: 13 Total	94	25	9	1	0	129
ADD:14						
MCCREARY						
Cumberland Manor Rest Home	42	2	5	0	0	49
MCCREARY County Total:	42	2	5	0	0	49
PULASKI						
Crestview Personal Care	11	11	5	2	0	29

Table 16 - Facility Resident Age Distribution- Personal Care Beds 2015

ADD / Facility	Under 65	65-74	75-84	Over 85	Unknown	Total
Somerview Personal Care Home	32	10	2	1	0	45
PULASKI County Total:	43	21	7	3	0	74
WAYNE						
Dishman Personal Care Home	26	12	1	1	0	40
Hicks' Golden Years Nursing Home	0	1	0	0	0	1
WAYNE County Total:	26	13	1	1	0	41
ADD: 14 Total	111	36	13	4	0	164
ADD:15						
ANDERSON						
Heritage Hall Health and Rehabilitation Center	0	0	3	6	0	9
Sunset Hill Personal Care Home	4	2	2	2	0	10
ANDERSON County Total:	4	2	5	8	0	19
BOURBON						
Bourbon Heights	1	3	2	3	0	9
BOURBON County Total:	1	3	2	3	0	9
BOYLE						
McDowell Place of Danville	1	1	1	8	0	11
BOYLE County Total:	1	1	1	8	0	11
ESTILL						
Irvine Nursing and Rehabilitation	0	0	1	1	0	2
ESTILL County Total:	0	0	1	1	0	2
FAYETTE						
Brookdale Richmond Place	1	15	37	13	0	66
Central Ky Recovery Center Unit 1	12	2	1	0	0	15
Central KY Recovery Center Unit 2	15	0	0	0	0	15

Table 16 - Facility Resident Age Distribution- Personal Care Beds 2015

ADD / Facility	Under 65	65-74	75-84	Over 85	Unknown	Total
Lantern at Morning Pointe Alz and Memory Care	1	8	14	20	0	43
Lexington Country Place	0	0	4	17	0	21
Mayfair Village Retirement Center	0	1	0	14	0	15
Morning Pointe of Lexington	3	4	25	39	0	71
Morning Pointe of Lexington East	1	7	21	30	0	59
Tanbark Health Care	0	4	10	35	0	49
The Breckinridge	0	1	12	11	0	24
The Legacy At The Willows	0	2	6	14	0	22
The Villa at Chevy Chase	0	0	3	13	0	16
The Willows at Hamburg	1	0	4	14	0	19
Willows at Citation	0	0	8	16	0	24
FAYETTE County Total:	34	44	145	236	0	459
FRANKLIN						
Morning Pointe of Frankfort	0	3	12	28	0	43
The Lantern at Morning Pointe of Frankfort	3	4	14	15	0	36
FRANKLIN County Total:	3	7	26	43	0	79
HARRISON						
Cedar Ridge Health Campus	0	0	5	21	0	26
Parkside Manor	33	12	5	0	0	50
Shady Lawn Home	59	11	0	0	0	70
HARRISON County Total:	92	23	10	21	0	146
JESSAMINE						
Bridgepointe At Ashgrove Woods	2	10	14	36	0	62
Rose Terrace Lodge	20	12	6	0	0	38
Wesley Village	0	0	5	12	0	17
JESSAMINE County Total:	22	22	25	48	0	117

Table 16 - Facility Resident Age Distribution- Personal Care Beds 2015

ADD / Facility	Under 65	65-74	75-84	Over 85	Unknown	Total
LINCOLN						
Waynesburg Manor	15	8	5	0	0	28
LINCOLN County Total:	15	8	5	0	0	28
MADISON						
Morning Pointe of Richmond	1	1	25	15	0	42
Telford Terrace	0	0	3	6	0	9
MADISON County Total:	1	1	28	21	0	51
POWELL						
Stanton Nursing and Rehabilitation Center	0	0	0	0	0	0
POWELL County Total:	0	0	0	0	0	0
SCOTT						
Dover Manor	0	0	2	1	0	3
SCOTT County Total:	0	0	2	1	0	3
WOODFORD						
Taylor Manor Nursing Home	0	5	1	11	0	17
WOODFORD County Total:	0	5	1	11	0	17
ADD: 15 Total	173	116	251	401	0	941
Statewide Total	1,584	700	873	1,660	2	4,819

Table 17 - Facility Resident Age Distribution- Nursing Home (CCRC) Beds 2015

ADD / Facility	Under 65	65-74	75-84	Over 85	Unknown	Total
ADD:2						
CHRISTIAN						
Christian Health Center, Hopkinsville	0	0	0	2	0	2
CHRISTIAN County Total:	0	0	0	2	0	2
LYON						
River's Bend Retirement Community	0	0	0	1	0	1
LYON County Total:	0	0	0	1	0	1
ADD: 2 Total	0	0	0	3	0	3
ADD:3						
UNION						
Breckinridge Place	0	0	1	5	0	6
UNION County Total:	0	0	1	5	0	6
ADD: 3 Total	0	0	1	5	0	6
ADD:4						
WARREN						
Christian Health Center, Bowling Green	0	0	2	4	0	6
WARREN County Total:	0	0	2	4	0	6
ADD: 4 Total	0	0	2	4	0	6
ADD:5						
MARION						
The Village of Lebanon II	0	0	0	5	0	5
MARION County Total:	0	0	0	5	0	5
NELSON						
Windsor Gardens CCRC	0	0	0	5	0	5
NELSON County Total:	0	0	0	5	0	5
ADD: 5 Total	0	0	0	10	0	10

Table 17 - Facility Resident Age Distribution- Nursing Home (CCRC) Beds 2015

ADD / Facility	Under 65	65-74	75-84	Over 85	Unknown	Total
ADD:6						
JEFFERSON						
Christian Health Center of Louisville	0	0	1	0	0	1
Episcopal Church Home	0	0	3	4	0	7
Louisville Protestant Altenheim	0	0	3	4	0	7
Sacred Heart Village	0	0	0	1	0	1
The Forum at Brookside	1	2	4	11	0	18
JEFFERSON County Total:	1	2	11	20	0	34
ADD: 6 Total	1	2	11	20	0	34
ADD:7						
KENTON						
Madonna Manor	0	0	0	0	0	0
KENTON County Total:	0	0	0	0	0	0
ADD: 7 Total	0	0	0	0	0	0
ADD:10						
GREENUP						
Trinity Station Retirement Community	0	1	7	8	0	16
GREENUP County Total:	0	1	7	8	0	16
ADD: 10 Total	0	1	7	8	0	16
ADD:13						
KNOX						
Christian Health Center - Corbin	0	0	0	0	0	0
KNOX County Total:	0	0	0	0	0	0
LAUREL						
Laurel Heights Home for the Elderly	1	1	4	10	0	16
LAUREL County Total:	1	1	4	10	0	16
ADD: 13 Total	1	1	4	10	0	16

Table 17 - Facility Resident Age Distribution- Nursing Home (CCRC) Beds 2015

ADD / Facility	Under 65	65-74	75-84	Over 85	Unknown	Total
ADD:14						
PULASKI						
The Neighborhood Nursing Facility	0	0	2	10	0	12
PULASKI County Total:	0	0	2	10	0	12
ADD: 14 Total	0	0	2	10	0	12
ADD:15						
FAYETTE						
Sayre Christian Village Nursing Home	0	1	3	14	0	18
FAYETTE County Total:	0	1	3	14	0	18
HARRISON						
Cedar Ridge Health Campus	0	0	2	3	0	5
HARRISON County Total:	0	0	2	3	0	5
JESSAMINE						
Wesley Village	0	0	11	12	0	23
JESSAMINE County Total:	0	0	11	12	0	23
MADISON						
Telford Terrace	0	0	3	17	0	20
MADISON County Total:	0	0	3	17	0	20
ADD: 15 Total	0	1	19	46	0	66
Statewide Total	2	5	46	116	0	169

Table 18 - Facility Resident Age Distribution- Nursing Home (Non-CCRC) Beds 2015

ADD / Facility	Under 65	65-74	75-84	Over 85	Unknown	Total
ADD:3						
DAVIESS						
Hermitage Care and Rehabilitation Center	2	0	0	0	0	2
DAVIESS County Total:	2	0	0	0	0	2
WEBSTER						
Shemwell Nursing Home	0	0	1	18	0	19
WEBSTER County Total:	0	0	1	18	0	19
ADD: 3 Total	2	0	1	18	0	21
ADD:5						
MARION						
The Village of Lebanon II	0	3	5	17	0	25
MARION County Total:	0	3	5	17	0	25
ADD: 5 Total	0	3	5	17	0	25
ADD:15						
BOURBON						
Bourbon Heights	0	2	6	22	0	30
BOURBON County Total:	0	2	6	22	0	30
FAYETTE						
Mayfair Manor	3	1	11	20	0	35
FAYETTE County Total:	3	1	11	20	0	35
WOODFORD						
Taylor Manor Nursing Home	0	2	5	19	0	26
WOODFORD County Total:	0	2	5	19	0	26
ADD: 15 Total	3	5	22	61	0	91
Statewide Total	5	8	28	96	0	137

Table 19 - Facility Resident Age Distribution- Intermediate Care Beds 2015

ADD / Facility	Under 65	65-74	75-84	Over 85	Unknown	Total
ADD:3						
WEBSTER						
Shemwell Nursing Home	0	0	0	2	0	2
WEBSTER County Total:	0	0	0	2	0	2
ADD: 3 Total	0	0	0	2	0	2
ADD:4						
WARREN						
Christian Health Center, Bowling Green	0	0	1	1	0	2
WARREN County Total:	0	0	1	1	0	2
ADD: 4 Total	0	0	1	1	0	2
ADD:6						
JEFFERSON						
Eastern Star Home in KY	0	0	4	12	0	16
Louisville Protestant Altenheim	0	1	6	6	0	13
The Forum at Brookside	0	0	1	1	0	2
JEFFERSON County Total:	0	1	11	19	0	31
ADD: 6 Total	0	1	11	19	0	31
ADD:15						
HARRISON						
Cedar Ridge Health Campus	0	1	0	1	0	2
HARRISON County Total:	0	1	0	1	0	2
JESSAMINE						
Wesley Village	0	0	1	0	0	1
JESSAMINE County Total:	0	0	1	0	0	1
MADISON						
Telford Terrace	0	0	0	1	0	1
MADISON County Total:	0	0	0	1	0	1

Table 19 - Facility Resident Age Distribution- Intermediate Care Beds 2015

ADD / Facility	Under 65	65-74	75-84	Over 85	Unknown	Total
WOODFORD						
Taylor Manor Nursing Home	0	2	2	10	0	14
WOODFORD County Total:	0	2	2	10	0	14
ADD: 15 Total	0	3	3	12	0	18
Statewide Total	0	4	15	34	0	53

Table 20 - Facility Resident Age Distribution- Alzheimer Facility Beds 2015

ADD / Facility	Under 65	65-74	75-84	Over 85	Unknown	Total
ADD:3						
DAVIESS						
Wellington Parc of Owensboro	0	5	20	27	0	52
DAVIESS County Total:	0	5	20	27	0	52
ADD: 3 Total	0	5	20	27	0	52
ADD:4						
WARREN						
Magnolia Village Care	1	6	22	25	0	54
WARREN County Total:	1	6	22	25	0	54
ADD: 4 Total	1	6	22	25	0	54
Statewide Total	1	11	42	52	0	106

Table 21 - Facility Resident Age Distribution- ICF/IID Beds 2015

ADD / Facility	Under 65	65-74	75-84	Over 85	Unknown	Total
ADD:2						
CHRISTIAN						
Outwood ICF/IID	29	4	2	1	0	36
CHRISTIAN County Total:	29	4	2	1	0	36
ADD: 2 Total	29	4	2	1	0	36
ADD:3						
DAVISS						
Wendell Foster's Campus for Developmental Disabilities	57	6	0	0	0	63
DAVISS County Total:	57	6	0	0	0	63
ADD: 3 Total	57	6	0	0	0	63
ADD:6						
BULLITT						
Meadows ICF/IID	6	2	0	0	0	8
BULLITT County Total:	6	2	0	0	0	8
HENRY						
Cedar Lake Lodge Park Place I	7	1	0	0	0	8
Cedar Lake Lodge Park Place II	7	0	1	0	0	8
HENRY County Total:	14	1	1	0	0	16
JEFFERSON						
Bingham Gardens	20	3	0	0	0	23
Del Maria ICF/IID	8	0	0	0	0	8
Hazelwood ICF/MR	73	10	1	0	0	84
JEFFERSON County Total:	101	13	1	0	0	115
OLDHAM						
Cedar Lake Lodge	64	5	2	0	0	71

Table 21 - Facility Resident Age Distribution- ICF/IID Beds 2015

ADD / Facility	Under 65	65-74	75-84	Over 85	Unknown	Total
Windsong ICF/IID	7	1	0	0	0	8
OLDHAM County Total:	71	6	2	0	0	79
ADD: 6 Total	192	22	4	0	0	218
ADD:14						
PULASKI						
Oakwood ICF/IID Unit 1	38	8	1	0	0	47
Oakwood ICF/IID Unit 2	34	1	0	0	0	35
Oakwood ICF/IID Unit 3	10	2	0	0	0	12
Oakwood ICF/IID Unit 4	12	0	0	0	0	12
PULASKI County Total:	94	11	1	0	0	106
ADD: 14 Total	94	11	1	0	0	106
Statewide Total	372	43	7	1	0	423

*Kentucky Annual
Long-Term Care Services Report*



*Section IV
Death Census by Age*

Table 22 - Facility Resident Death Distribution- Nursing Facility Beds 2015

ADD / Facility	Under 65	65-74	75-84	Over 85	Unknown	Total
ADD:1						
BALLARD						
Life Care Center of LaCenter	0	4	9	17	0	30
BALLARD County Total:	0	4	9	17	0	30
CALLOWAY						
Spring Creek Health Care	3	4	3	17	0	27
CALLOWAY County Total:	3	4	3	17	0	27
CARLISLE						
Countryside Center	2	0	10	8	0	20
CARLISLE County Total:	2	0	10	8	0	20
FULTON						
Diversicare of Fulton	0	1	7	6	0	14
FULTON County Total:	0	1	7	6	0	14
GRAVES						
Green Acres Health Care	0	1	5	6	0	12
Heritage Manor Healthcare Center	5	5	4	11	0	25
Mills Health and Rehab Center	1	4	13	21	0	39
GRAVES County Total:	6	10	22	38	0	76
HICKMAN						
Clinton Hickman County Nursing Facility	0	1	4	7	0	12
Clinton Place	2	3	5	10	0	20
HICKMAN County Total:	2	4	9	17	0	32
MARSHALL						
Calvert City Convalescent Center	0	2	5	31	0	38
Lake Way Nursing and Rehabilitation Center	5	3	13	11	0	32

Table 22 - Facility Resident Death Distribution- Nursing Facility Beds 2015

ADD / Facility	Under 65	65-74	75-84	Over 85	Unknown	Total
Oakview Nursing and Rehabilitation Center	2	2	0	11	0	15
MARSHALL County Total:	7	7	18	53	0	85
MCCRACKEN						
Baptist Health Paducah	1	10	5	7	0	23
Barkley Center	2	5	1	9	0	17
McCracken Nursing and Rehabilitation Center	4	1	7	10	0	22
Parkview Nursing and Rehabilitation Center (Paducah)	3	10	16	58	0	87
Superior Care Home	0	3	16	29	0	48
MCCRACKEN County Total:	10	29	45	113	0	197
ADD: 1 Total	30	59	123	269	0	481
ADD:2						
CALDWELL						
Princeton Health and Rehab Center	6	3	12	22	0	43
CALDWELL County Total:	6	3	12	22	0	43
CHRISTIAN						
Bradford Heights Health & Rehab Center	2	6	4	14	0	26
Christian Health Center, Hopkinsville	0	3	11	29	0	43
Christian Heights Nursing and Rehabilitation Center	2	4	3	1	0	10
Covington Convalescent Center	1	1	2	11	0	15
Western State Nursing Facility	2	6	5	3	0	16
CHRISTIAN County Total:	7	20	25	58	0	110
CRITTENDEN						
Crittenden County Health and Rehabilitation Center	3	3	8	14	0	28
CRITTENDEN County Total:	3	3	8	14	0	28

Table 22 - Facility Resident Death Distribution- Nursing Facility Beds 2015

ADD / Facility	Under 65	65-74	75-84	Over 85	Unknown	Total
HOPKINS						
Baptist Health Transitional Care	3	3	4	7	0	17
Brighton Cornerstone Health Care	2	1	6	9	0	18
Dawson Springs Health And Rehab Ctr	1	2	5	3	0	11
Hillside Center	3	2	3	8	0	16
Joseph Eddie Ballard Western Kentucky Veterans Center	2	3	16	23	0	44
NHC HealthCare, Madisonville	2	2	5	19	0	28
Ridgewood Terrace Nursing Home	1	0	15	14	0	30
Tradewater Pointe	1	3	6	11	0	21
HOPKINS County Total:	15	16	60	94	0	185
LIVINGSTON						
Salem Springlake Health and Rehabilitation Center	0	3	8	9	0	20
LIVINGSTON County Total:	0	3	8	9	0	20
LYON						
Christian Care Center of Kuttawa	0	3	7	10	0	20
River's Bend Retirement Community	0	3	7	16	0	26
LYON County Total:	0	6	14	26	0	46
MUHLENBERG						
Diversicare of Greenville	0	1	4	9	0	14
Kindred Nursing and Rehabilitation-Maple	3	4	4	7	0	18
Owensboro Health Muhlenberg Community Hospital Long Term Care	1	4	9	10	0	24
MUHLENBERG County Total:	4	9	17	26	0	56
TODD						
Hearthstone Place	1	0	2	11	0	14
TODD County Total:	1	0	2	11	0	14

Table 22 - Facility Resident Death Distribution- Nursing Facility Beds 2015

ADD / Facility	Under 65	65-74	75-84	Over 85	Unknown	Total
TRIGG						
Shady Lawn Nursing and Rehabilitation Center	2	2	2	7	0	13
TRIGG County Total:	2	2	2	7	0	13
ADD: 2 Total	38	62	148	267	0	515
ADD:3						
DAVISS						
Carmel Home	0	0	3	12	0	15
Hermitage Care and Rehabilitation Center	0	2	5	19	0	26
Owensboro Center	6	9	15	26	0	56
Owensboro Health	3	4	5	4	0	16
Signature Healthcare at Hillcrest	2	3	13	18	0	36
Twin Rivers Nursing and Rehab Center	3	1	8	11	0	23
Wellington Parc of Owensboro	0	0	2	5	0	7
DAVISS County Total:	14	19	51	95	0	179
HANCOCK						
Heartland Villa Care and Rehabilitation Center Community	1	1	6	7	0	15
HANCOCK County Total:	1	1	6	7	0	15
HENDERSON						
Henderson Nursing and Rehabilitation Center	1	0	1	3	0	5
Redbanks	4	3	19	41	0	67
HENDERSON County Total:	5	3	20	44	0	72
MCLEAN						
Riverside Care & Rehab Ctr	1	1	11	23	0	36
MCLEAN County Total:	1	1	11	23	0	36

Table 22 - Facility Resident Death Distribution- Nursing Facility Beds 2015

ADD / Facility	Under 65	65-74	75-84	Over 85	Unknown	Total
OHIO						
Beaver Dam Nursing and Rehab Center	2	3	6	12	0	23
Fordsville Nursing and Rehabilitation Center	1	1	4	4	0	10
Signature Healthcare of Hartford Rehab and Wellness	0	3	9	14	0	26
OHIO County Total:	3	7	19	30	0	59
UNION						
Breckinridge Place	0	0	1	1	0	2
Morganfield Nursing and Rehabilitation Center	0	3	4	13	0	20
UNION County Total:	0	3	5	14	0	22
WEBSTER						
Redbanks Colonial Terrace	2	5	6	8	0	21
WEBSTER County Total:	2	5	6	8	0	21
ADD: 3 Total	26	39	118	221	0	404
ADD:4						
ALLEN						
Cal Turner Rehab and Specialty Care	2	9	13	22	0	46
ALLEN County Total:	2	9	13	22	0	46
BARREN						
Diversicare of Glasgow	0	3	11	13	0	27
Glasgow Health and Rehabilitation Center	1	1	6	11	0	19
Glasgow State Nursing Facility	1	4	1	1	0	7
Glenview Health Care Facility	0	1	1	10	0	12
NHC HealthCare, Glasgow	6	6	13	51	0	76
T J Samson Community Hospital Skilled Nursing Unit	1	1	2	1	0	5
BARREN County Total:	9	16	34	87	0	146

Table 22 - Facility Resident Death Distribution- Nursing Facility Beds 2015

ADD / Facility	Under 65	65-74	75-84	Over 85	Unknown	Total
BUTLER						
Morgantown Care and Rehabilitation Center	2	6	10	8	0	26
BUTLER County Total:	2	6	10	8	0	26
EDMONSON						
Edmonson Center	1	1	9	10	0	21
EDMONSON County Total:	1	1	9	10	0	21
HART						
Signature Healthcare of Hart County	1	5	7	16	0	29
HART County Total:	1	5	7	16	0	29
LOGAN						
Auburn Health Care	2	0	5	8	0	15
Creekwood Place Nursing and Rehab Center	5	2	5	30	0	42
LOGAN County Total:	7	2	10	38	0	57
METCALFE						
Metcalfe Health Care Center	1	2	5	15	0	23
METCALFE County Total:	1	2	5	15	0	23
MONROE						
Signature HealthCare of Monroe County Rehab	0	1	10	15	0	26
MONROE County Total:	0	1	10	15	0	26
SIMPSON						
Franklin-Simpson Nursing and Rehabilitation	1	4	8	6	0	19
SIMPSON County Total:	1	4	8	6	0	19

Table 22 - Facility Resident Death Distribution- Nursing Facility Beds 2015

ADD / Facility	Under 65	65-74	75-84	Over 85	Unknown	Total
WARREN						
Bowling Green Nursing and Rehabilitation	2	1	8	5	0	16
Christian Health Center, Bowling Green	0	0	2	3	0	5
Colonial Center	0	3	2	10	0	15
Greenwood Nursing and Rehabilitation	2	5	6	26	0	39
Hopkins Center	0	1	11	13	0	25
Signature Healthcare Bowling Green	0	0	0	0	47	47
WARREN County Total:	4	10	29	57	47	147
ADD: 4 Total	28	56	135	274	47	540
ADD:5						
BRECKINRIDGE						
Breckinridge Memorial Nursing Facility	0	1	0	2	0	3
Hardinsburg Nursing and Rehabilitation	0	1	6	10	0	17
BRECKINRIDGE County Total:	0	2	6	12	0	20
GRAYSON						
Grayson Manor	1	6	16	21	0	44
Spring View Health and Rehab Center	0	4	5	11	0	20
GRAYSON County Total:	1	10	21	32	0	64
HARDIN						
Elizabethtown Nursing and Rehab	6	9	6	16	0	37
Helmwood Healthcare Center	0	1	6	21	0	28
Kensington Center	2	5	12	20	0	39
North Hardin Health and Rehabilitation Center	4	11	20	43	0	78
Nursing Facility of Hardin Memorial Hospital	0	0	2	1	0	3
Signature Healthcare of Elizabethtown	4	6	7	10	0	27
HARDIN County Total:	16	32	53	111	0	212

Table 22 - Facility Resident Death Distribution- Nursing Facility Beds 2015

ADD / Facility	Under 65	65-74	75-84	Over 85	Unknown	Total
LARUE						
Sunrise Manor Nursing Home	6	3	13	42	0	64
LARUE County Total:	6	3	13	42	0	64
MARION						
Cedars Of Lebanon Nursing Center	1	3	6	3	0	13
Loretto Motherhouse Infirmary	0	1	1	13	0	15
Village of Lebanon II	0	0	0	6	0	6
MARION County Total:	1	4	7	22	0	34
MEADE						
Brandenburg Nursing and Rehabilitation	1	6	6	7	0	20
MEADE County Total:	1	6	6	7	0	20
NELSON						
Colonial Health and Rehabilitation Center	0	2	9	10	0	21
Flaget Memorial Hospital	0	0	1	1	0	2
Life Care Center of Bardstown	4	8	5	16	0	33
NELSON County Total:	4	10	15	27	0	56
WASHINGTON						
Sansbury Care Center	0	0	3	11	0	14
Springfield Nursing and Rehabilitation Center	1	6	7	8	0	22
WASHINGTON County Total:	1	6	10	19	0	36
ADD: 5 Total	30	73	131	272	0	506
ADD:6						
BULLITT						
Green Meadows Healthcare Center 1	2	4	14	21	0	41
BULLITT County Total:	2	4	14	21	0	41

Table 22 - Facility Resident Death Distribution- Nursing Facility Beds 2015

ADD / Facility	Under 65	65-74	75-84	Over 85	Unknown	Total
HENRY						
Homestead Nursing Center of New Castle	0	4	7	13	0	24
HENRY County Total:	0	4	7	13	0	24
JEFFERSON						
Brownsboro Hills Nursing Home	3	3	3	3	0	12
Christian Health Center of Louisville	1	5	11	18	0	35
Christian Health Center West	1	3	3	2	0	9
Diversicare of Seneca Place	0	3	10	34	0	47
Episcopal Church Home	1	14	24	96	0	135
Essex Nursing and Rehabilitation Center	1	3	15	36	0	55
Forest Springs Health Campus	0	3	2	7	0	12
Franciscan Health Care Center	2	3	11	28	0	44
Georgetown Manor	1	5	8	19	0	33
Glen Ridge Health Campus	0	2	7	17	0	26
Golden Living Center - Camelot	0	8	4	12	0	24
Golden Living Center - Hillcreek	2	3	9	14	0	28
Golden Living Center - Mt Holly	10	6	3	3	0	22
Golden Living Center - St. Matthews	0	1	0	0	0	1
Highlands Nursing and Rehabilitation Center (Louisville)	1	2	7	6	0	16
Home of the Innocents	0	0	0	0	0	0
Jefferson Manor Health and Rehab	1	3	14	37	0	55
Jefferson Place Health and Rehab	0	0	17	21	0	38
Kindred Hospital - Louisville	9	13	8	0	0	30
Kindred Nursing and Rehabilitation-Bashford	8	4	6	13	0	31
Klondike Center	2	0	1	4	0	7
Little Sisters of the Poor - St. Joseph's Home	0	0	2	5	0	7

Table 22 - Facility Resident Death Distribution- Nursing Facility Beds 2015

ADD / Facility	Under 65	65-74	75-84	Over 85	Unknown	Total
Louisville East Post Acute	1	5	5	5	0	16
Masonic Home of Louisville	2	4	8	26	0	40
Meadowview Health and Rehab	0	5	65	19	0	89
Nazareth Home	0	4	35	68	0	107
Oaklawn Nursing and Rehab	0	3	13	18	0	34
Park Terrace Health Campus	0	3	7	16	0	26
Parkway Medical Center	6	5	19	40	0	70
Regency Rehabilitation and Nursing Center	3	6	4	5	0	18
Regis Woods Care and Rehabilitation Center	5	3	11	13	0	32
Rivers Edge Nursing and Rehabilitation Center	1	1	1	7	0	10
Rockford Health and Rehabilitation Center	2	8	6	15	0	31
Sacred Heart Village	1	0	6	31	0	38
Signature Health Care of East Louisville	4	7	13	23	0	47
Signature Health Care of South Louisville	1	3	5	18	0	27
Signature Healthcare at Glenview	2	3	2	4	0	11
Signature Healthcare at St's Mary & Elizabeth Hospital	0	0	1	0	0	1
Signature Healthcare of Cherokee Park	2	3	7	15	0	27
Springhurst Health and Rehab	0	2	6	12	0	20
Summerfield Health and Rehabilitation Center	4	4	10	19	0	37
The Forum at Brookside	0	0	6	15	0	21
The Good Samaritan Society- Jeffersontown	0	0	8	15	0	23
Treyton Oaks Towers	1	2	4	21	0	28
Wesley Manor	0	1	0	9	0	10
Westminster Terrace	0	3	8	17	0	28
Westport Place Health Campus	0	7	12	25	0	44

Table 22 - Facility Resident Death Distribution- Nursing Facility Beds 2015

ADD / Facility	Under 65	65-74	75-84	Over 85	Unknown	Total
JEFFERSON County Total:	78	166	427	831	0	1,502
OLDHAM						
Baptist Health La Grange	0	4	5	10	0	19
Friendship Manor Nursing Home	2	3	11	31	0	47
Providence Richwood	1	5	11	14	0	31
OLDHAM County Total:	3	12	27	55	0	97
SHELBY						
Crestview Center	3	4	5	14	0	26
Masonic Home of Shelbyville	0	1	13	29	0	43
SHELBY County Total:	3	5	18	43	0	69
SPENCER						
Signature Health Care of Spencer County	2	1	10	17	0	30
SPENCER County Total:	2	1	10	17	0	30
TRIMBLE						
Signature Health Care of Trimble County	0	2	9	9	0	20
TRIMBLE County Total:	0	2	9	9	0	20
ADD: 6 Total	88	194	512	989	0	1,783
ADD:7						
BOONE						
Bridgepoint Care and Rehabilitation Center	2	4	14	4	0	24
Florence Park Care Center	2	3	11	26	0	42
St Elizabeth Florence SNF	0	0	2	1	0	3
BOONE County Total:	4	7	27	31	0	69
CAMPBELL						
Baptist Convalescent Center	2	3	17	39	0	61
Carmel Manor	0	1	8	29	0	38
Coldspring Transitional Care Center	0	4	18	11	0	33

Table 22 - Facility Resident Death Distribution- Nursing Facility Beds 2015

ADD / Facility	Under 65	65-74	75-84	Over 85	Unknown	Total
Highlandspring of Ft Thomas	1	9	11	27	0	48
St. Elizabeth FT Thomas SNF	0	0	1	0	0	1
CAMPBELL County Total:	3	17	55	106	0	181
CARROLL						
Green Valley Health and Rehabilitation Center	2	6	5	9	0	22
CARROLL County Total:	2	6	5	9	0	22
GALLATIN						
Providence Gallatin	1	9	13	17	0	40
GALLATIN County Total:	1	9	13	17	0	40
GRANT						
Grant Center	0	3	7	21	0	31
GRANT County Total:	0	3	7	21	0	31
KENTON						
Madonna Manor	0	1	2	22	0	25
Providence Pavilion	4	5	7	14	0	30
Rosedale Manor	1	9	17	63	0	90
Village Care Center	0	2	8	37	0	47
Villaspring of Erlanger	0	10	16	32	0	58
Woodcrest Nursing and Rehabilitation Center	1	5	11	15	0	32
KENTON County Total:	6	32	61	183	0	282
OWEN						
Owenton Center	5	2	7	14	0	28
OWEN County Total:	5	2	7	14	0	28
PENDLETON						
River Valley Nursing Home	1	1	13	6	0	21
PENDLETON County Total:	1	1	13	6	0	21

Table 22 - Facility Resident Death Distribution- Nursing Facility Beds 2015

ADD / Facility	Under 65	65-74	75-84	Over 85	Unknown	Total
ADD: 7 Total	22	77	188	387	0	674
ADD:8						
BRACKEN						
Bracken County Nursing and Rehabilitation Center	0	1	3	1	0	5
BRACKEN County Total:	0	1	3	1	0	5
FLEMING						
Pioneer Trace Nursing Home	2	3	5	9	0	19
FLEMING County Total:	2	3	5	9	0	19
LEWIS						
Golden Living Center - Vanceburg	4	3	4	4	0	15
LEWIS County Total:	4	3	4	4	0	15
MASON						
Maysville Nursing and Rehabilitation Facility	1	4	10	38	0	53
MASON County Total:	1	4	10	38	0	53
ROBERTSON						
Robertson County Health Care Facility	1	10	3	6	0	20
ROBERTSON County Total:	1	10	3	6	0	20
ADD: 8 Total	8	21	25	58	0	112
ADD:9						
BATH						
Ridgeway Nursing and Rehabilitation	1	2	8	13	0	24
BATH County Total:	1	2	8	13	0	24
MENIFEE						
Edgewood Estates	0	2	8	13	0	23
MENIFEE County Total:	0	2	8	13	0	23

Table 22 - Facility Resident Death Distribution- Nursing Facility Beds 2015

ADD / Facility	Under 65	65-74	75-84	Over 85	Unknown	Total
MONTGOMERY						
Windsor Care Center	2	2	15	23	0	42
MONTGOMERY County Total:	2	2	15	23	0	42
MORGAN						
West Liberty Nursing and Rehabilitation Center	0	0	2	8	0	10
MORGAN County Total:	0	0	2	8	0	10
ROWAN						
Life Care Center of Morehead	2	4	5	12	0	23
St. Claire Medical Center TCU	7	8	16	12	0	43
ROWAN County Total:	9	12	21	24	0	66
ADD: 9 Total	12	18	54	81	0	165
ADD:10						
BOYD						
Boyd Nursing and Rehabilitation Center	2	4	3	9	0	18
Kingsbrook Lifecare Center	0	1	14	16	0	31
Woodland Oaks Health Care Facility	1	3	7	17	0	28
BOYD County Total:	3	8	24	42	0	77
CARTER						
Carter Nursing and Rehabilitation Center	0	3	8	10	0	21
CARTER County Total:	0	3	8	10	0	21
ELLIOTT						
Elliott Nursing and Rehabilitation Center	0	6	6	9	0	21
ELLIOTT County Total:	0	6	6	9	0	21
GREENUP						
Oakmont Manor	1	4	7	15	0	27

Table 22 - Facility Resident Death Distribution- Nursing Facility Beds 2015

ADD / Facility	Under 65	65-74	75-84	Over 85	Unknown	Total
South Shore Nursing and Rehabilitation Center	3	2	0	6	0	11
Wurtland Nursing and Rehabilitation Center	2	5	12	5	0	24
GREENUP County Total:	6	11	19	26	0	62
LAWRENCE						
The Jordan Center	1	3	4	5	0	13
LAWRENCE County Total:	1	3	4	5	0	13
ADD: 10 Total	10	31	61	92	0	194
ADD:11						
FLOYD						
Highlands Regional Medical Center (Prestonsburg)	0	0	0	0	0	0
Prestonsburg Health Care Center	1	3	6	5	0	15
Riverview Health Care Center	4	6	16	13	0	39
FLOYD County Total:	5	9	22	18	0	54
JOHNSON						
Mountain Manor of Paintsville	1	4	18	14	0	37
JOHNSON County Total:	1	4	18	14	0	37
MAGOFFIN						
Salyersville Nursing and Rehabilitation Center	2	8	12	8	0	30
MAGOFFIN County Total:	2	8	12	8	0	30
MARTIN						
Martin County Health Care Facility	3	0	4	9	0	16
MARTIN County Total:	3	0	4	9	0	16
PIKE						
Good Shepherd Community Nursing Center	2	1	4	9	0	16

Table 22 - Facility Resident Death Distribution- Nursing Facility Beds 2015

ADD / Facility	Under 65	65-74	75-84	Over 85	Unknown	Total
Mountain View Health Care Center	0	0	7	4	0	11
Parkview Nursing and Rehabilitation Center (Pikeville)	2	13	4	10	0	29
Signature Health Care of Pikeville	3	7	8	16	0	34
Williamson ARH Nursing Facility	0	3	6	6	0	15
PIKE County Total:	7	24	29	45	0	105
ADD: 11 Total	18	45	85	94	0	242
ADD:12						
BREATHITT						
Nim Henson Geriatric Center	3	2	4	6	0	15
BREATHITT County Total:	3	2	4	6	0	15
KNOTT						
Knott County Health and Rehabilitation Center	0	0	3	8	0	11
KNOTT County Total:	0	0	3	8	0	11
LEE						
Lee County Care and Rehabilitation Center	2	8	10	7	0	27
LEE County Total:	2	8	10	7	0	27
LESLIE						
Hyden Health and Rehabilitation Center	0	1	4	0	0	5
LESLIE County Total:	0	1	4	0	0	5
LETCHER						
Letcher Manor	0	1	2	6	0	9
LETCHER County Total:	0	1	2	6	0	9
OWSLEY						
Owsley County Health Care Center	1	3	7	4	0	15
OWSLEY County Total:	1	3	7	4	0	15

Table 22 - Facility Resident Death Distribution- Nursing Facility Beds 2015

ADD / Facility	Under 65	65-74	75-84	Over 85	Unknown	Total
PERRY						
Hazard Health and Rehabilitation Center	2	3	6	5	0	16
Paul E Patton Eastern Ky Veterans Center	2	3	14	24	0	43
PERRY County Total:	4	6	20	29	0	59
WOLFE						
Wolfe County Health and Rehabilitation Center	1	4	8	15	0	28
WOLFE County Total:	1	4	8	15	0	28
ADD: 12 Total	11	25	58	75	0	169
ADD:13						
BELL						
Middlesboro Health Care Facility	1	5	10	18	0	34
Mountain View Nursing and Rehab Ctr	1	2	2	2	0	7
Pineville Community Hospital	3	1	4	9	0	17
BELL County Total:	5	8	16	29	0	58
CLAY						
Laurel Creek Health Care Center	2	1	8	8	0	19
CLAY County Total:	2	1	8	8	0	19
HARLAN						
Harlan Health and Rehabilitation Center	1	4	6	24	0	35
Tri-Cities Nursing and Rehabilitation Center	0	0	0	0	0	0
HARLAN County Total:	1	4	6	24	0	35
JACKSON						
Signature HealthCare at Jackson Manor	2	2	7	11	0	22
JACKSON County Total:	2	2	7	11	0	22

Table 22 - Facility Resident Death Distribution- Nursing Facility Beds 2015

ADD / Facility	Under 65	65-74	75-84	Over 85	Unknown	Total
KNOX						
Barbourville Health and Rehabilitation Center	6	4	14	11	0	35
Christian Health Center - Corbin	3	1	9	20	0	33
KNOX County Total:	9	5	23	31	0	68
LAUREL						
Hillcrest Health and Rehabilitation Center	2	4	10	12	0	28
Laurel Heights Home for the Elderly	1	1	8	25	0	35
LAUREL County Total:	3	5	18	37	0	63
ROCKCASTLE						
Rockcastle Health and Rehabilitation Center	0	2	2	7	0	11
Rockcastle Regional Hospital and Respiratory Care	17	14	9	4	0	44
ROCKCASTLE County Total:	17	16	11	11	0	55
WHITLEY						
Corbin Health and Rehabilitation Center	0	2	4	9	0	15
The Heritage	0	2	3	6	0	11
Williamsburg Health and Rehabilitation Center	0	0	0	4	0	4
WHITLEY County Total:	0	4	7	19	0	30
ADD: 13 Total	39	45	96	170	0	350
ADD:14						
ADAIR						
Summit Manor Health and Rehabilitation Center	0	3	9	14	0	26
ADAIR County Total:	0	3	9	14	0	26

Table 22 - Facility Resident Death Distribution- Nursing Facility Beds 2015

ADD / Facility	Under 65	65-74	75-84	Over 85	Unknown	Total
CASEY						
Liberty Care and Rehabilitation Center	0	0	9	11	0	20
CASEY County Total:	0	0	9	11	0	20
CLINTON						
Clinton County Care and Rehabilitation Center	0	1	3	2	0	6
CLINTON County Total:	0	1	3	2	0	6
GREEN						
Golden Living Center - Green Hill	2	7	14	15	0	38
McDowell Skilled Nursing Facility	0	0	0	0	0	0
GREEN County Total:	2	7	14	15	0	38
MCCREARY						
Signature Healthcare of McCreary County Rehab	3	5	7	6	0	21
MCCREARY County Total:	3	5	7	6	0	21
PULASKI						
Cumberland Nursing and Rehabilitation Center	0	1	9	14	0	24
Lake Cumberland Regional Hospital	0	0	0	2	0	2
Somerset Nursing and Rehabilitation Facility	0	1	7	17	0	25
Somerwoods Nursing and Rehabilitation	2	4	17	21	0	44
PULASKI County Total:	2	6	33	54	0	95
RUSSELL						
Fair Oaks Health Systems	1	1	10	17	0	29
RUSSELL County Total:	1	1	10	17	0	29
TAYLOR						
Campbellsville Nursing and Rehabilitation	2	0	6	12	0	20

Table 22 - Facility Resident Death Distribution- Nursing Facility Beds 2015

ADD / Facility	Under 65	65-74	75-84	Over 85	Unknown	Total
The Grandview Nursing and Rehabilitation Facility	1	2	6	13	0	22
TAYLOR County Total:	3	2	12	25	0	42
WAYNE						
Hicks' Golden Years Nursing Home	1	3	10	6	0	20
WAYNE County Total:	1	3	10	6	0	20
ADD: 14 Total	12	28	107	150	0	297
ADD:15						
ANDERSON						
Heritage Hall Health and Rehabilitation Center	2	3	5	18	0	28
ANDERSON County Total:	2	3	5	18	0	28
BOURBON						
Bourbon Heights	1	2	5	11	0	19
BOURBON County Total:	1	2	5	11	0	19
BOYLE						
Charleston Health Care Center	1	2	13	25	0	41
Danville Center For Health	1	2	6	16	0	25
Ephraim McDowell Regional Medical Center	0	2	3	4	0	9
BOYLE County Total:	2	6	22	45	0	75
CLARK						
Clark Regional Medical Center Transitional Care Un	0	0	1	5	0	6
Fountain Circle Care and Rehab Ctr	0	12	14	16	0	42
CLARK County Total:	0	12	15	21	0	48

Table 22 - Facility Resident Death Distribution- Nursing Facility Beds 2015

ADD / Facility	Under 65	65-74	75-84	Over 85	Unknown	Total
ESTILL						
Irvine Nursing and Rehabilitation	1	2	7	13	0	23
ESTILL County Total:	1	2	7	13	0	23
FAYETTE						
Bluegrass Care and Rehabilitation Center	6	6	13	18	0	43
Brookdale Richmond Place SNF	4	4	14	35	0	57
Cambridge Place	3	7	11	8	0	29
Cardinal Hill Rehab Unit	0	3	0	0	0	3
Eastern State Hosp Long Term Acquired Brain Injury	0	1	0	0	0	1
Lexington Country Place	0	1	8	29	0	38
Mayfair Manor	0	2	2	8	0	12
Northpoint Lexington Healthcare Center	0	7	11	17	0	35
Providence Homestead	3	1	12	24	0	40
Providence Pine Meadows	5	7	11	20	0	43
Rose Manor Health Care	0	0	2	7	0	9
Sayre Christian Village Nursing Home	0	0	4	28	0	32
Tanbark Health Care	0	0	0	8	0	8
The Willows at Hamburg	1	6	8	24	1	40
Willows at Citation	1	3	5	15	0	24
FAYETTE County Total:	23	48	101	241	1	414
FRANKLIN						
Bradford Square Rehabilitation and Nursing Center	0	8	19	12	0	39
Golden Living Center - Frankfort	0	2	6	15	0	23
FRANKLIN County Total:	0	10	25	27	0	62

Table 22 - Facility Resident Death Distribution- Nursing Facility Beds 2015

ADD / Facility	Under 65	65-74	75-84	Over 85	Unknown	Total
GARRARD						
Christian Care Center of Lancaster	2	5	8	13	0	28
GARRARD County Total:	2	5	8	13	0	28
HARRISON						
Cedar Ridge Health Campus	0	3	3	10	0	16
Edgemont Healthcare	1	8	9	9	0	27
Grand Haven Nursing Home	0	3	4	7	0	14
HARRISON County Total:	1	14	16	26	0	57
JESSAMINE						
Diversicare of Nicholasville	0	3	8	9	0	20
Thomson Hood Veterans Center	1	5	33	76	0	115
JESSAMINE County Total:	1	8	41	85	0	135
LINCOLN						
Golden Living Center - Stanford	3	7	14	27	0	51
LINCOLN County Total:	3	7	14	27	0	51
MADISON						
Berea Health Care Center	1	2	13	15	0	31
Kenwood Health and Rehabilitation Center	0	2	8	14	0	24
Madison Health and Rehabilitation Center	3	5	11	15	0	34
The Terrace Nursing and Rehabilitation Facility	0	1	7	19	0	27
MADISON County Total:	4	10	39	63	0	116
MERCER						
Harrodsburg Health & Rehab Ctr	3	8	15	15	0	41
The James B. Haggin Memorial Hospital	1	0	5	10	0	16
MERCER County Total:	4	8	20	25	0	57

Table 22 - Facility Resident Death Distribution- Nursing Facility Beds 2015

ADD / Facility	Under 65	65-74	75-84	Over 85	Unknown	Total
NICHOLAS						
Johnson Mathers Nursing Home	2	3	5	16	0	26
NICHOLAS County Total:	2	3	5	16	0	26
POWELL						
Stanton Nursing and Rehabilitation Center	1	1	6	5	0	13
POWELL County Total:	1	1	6	5	0	13
SCOTT						
Dover Manor	0	1	15	19	0	35
Signature Healthcare of Georgetown	1	0	5	9	0	15
SCOTT County Total:	1	1	20	28	0	50
ADD: 15 Total	48	140	349	664	1	1,202
Statewide Total	420	913	2,190	4,063	48	7,634

Table 23 - Facility Resident Death Distribution- Personal Care Beds 2015

ADD / Facility	Under 65	65-74	75-84	Over 85	Unknown	Total
ADD:1						
CALLOWAY						
Fern Terrace of Murray	1	0	0	0	0	1
Gardens At Hickory Woods	0	0	0	1	0	1
CALLOWAY County Total:	1	0	0	1	0	2
CARLISLE						
Countryside Center	0	0	0	0	0	0
CARLISLE County Total:	0	0	0	0	0	0
GRAVES						
Autumn Ridge Personal Care	1	0	0	0	0	1
Fern Terrace of Mayfield	0	0	0	0	0	0
GRAVES County Total:	1	0	0	0	0	1
HICKMAN						
Clinton Hickman County Nursing Facility	0	0	0	1	0	1
Clinton Place	0	0	0	1	0	1
HICKMAN County Total:	0	0	0	2	0	2
MCCRACKEN						
Gaither Suites at West Park	0	0	0	0	0	0
MCCRACKEN County Total:	0	0	0	0	0	0
ADD: 1 Total	2	0	0	3	0	5
ADD:2						
CALDWELL						
Highland Homes, Inc.	2	0	0	0	0	2
CALDWELL County Total:	2	0	0	0	0	2
CHRISTIAN						
Christian County Manor	0	0	0	0	0	0
Christian Health Center, Hopkinsville	0	0	0	0	0	0

Table 23 - Facility Resident Death Distribution- Personal Care Beds 2015

ADD / Facility	Under 65	65-74	75-84	Over 85	Unknown	Total
Pennyrile Home	1	0	0	0	0	1
CHRISTIAN County Total:	1	0	0	0	0	1
CRITTENDEN						
Crittenden County Health and Rehabilitation Center	0	0	0	0	0	0
CRITTENDEN County Total:	0	0	0	0	0	0
HOPKINS						
The Homestead	0	1	0	0	0	1
HOPKINS County Total:	0	1	0	0	0	1
LYON						
River's Bend Retirement Community	0	0	0	0	0	0
LYON County Total:	0	0	0	0	0	0
MUHLENBERG						
Diversicare of Greenville	0	0	0	0	0	0
Sparks Nursing Center	0	1	0	0	0	1
MUHLENBERG County Total:	0	1	0	0	0	1
TODD						
Hearthstone Place	0	0	0	0	0	0
TODD County Total:	0	0	0	0	0	0
TRIGG						
Trigg County Manor	0	0	1	0	0	1
TRIGG County Total:	0	0	1	0	0	1
ADD: 2 Total	3	2	1	0	0	6
ADD:3						
DAVISS						
Bishop Soenneker Home	0	0	0	0	0	0
Carmel Home	0	0	2	8	0	10

Table 23 - Facility Resident Death Distribution- Personal Care Beds 2015

ADD / Facility	Under 65	65-74	75-84	Over 85	Unknown	Total
Davco Rest Home	0	0	0	0	0	0
Fern Terrace of Owensboro	0	0	0	0	0	0
Owensboro Center	0	0	0	0	0	0
DAVIESS County Total:	0	0	2	8	0	10
HANCOCK						
The Oaks PCH/Lewisport	2	0	0	0	0	2
HANCOCK County Total:	2	0	0	0	0	2
MCLEAN						
Sunny Acres	0	0	0	0	0	0
MCLEAN County Total:	0	0	0	0	0	0
OHIO						
Beaver Dam Nursing and Rehab Center	0	0	1	0	0	1
OHIO County Total:	0	0	1	0	0	1
UNION						
Breckinridge Place	0	0	0	0	0	0
UNION County Total:	0	0	0	0	0	0
ADD: 3 Total	2	0	3	8	0	13
ADD:4						
ALLEN						
Cornerstone Manor	1	0	0	0	0	1
Scottsville Manor	0	0	0	0	0	0
ALLEN County Total:	1	0	0	0	0	1
BARREN						
Glasgow Health and Rehabilitation Center	0	0	0	0	0	0
NHC HealthCare, Glasgow	0	0	0	0	0	0
BARREN County Total:	0	0	0	0	0	0

Table 23 - Facility Resident Death Distribution- Personal Care Beds 2015

ADD / Facility	Under 65	65-74	75-84	Over 85	Unknown	Total
EDMONSON						
Edmonson Center	0	1	1	0	0	2
EDMONSON County Total:	0	1	1	0	0	2
HART						
Hart County Manor	0	0	0	0	0	0
HART County Total:	0	0	0	0	0	0
METCALFE						
Harper's Home for the Aged	0	0	0	0	0	0
Metcalfe Health Care Center	0	0	0	0	0	0
METCALFE County Total:	0	0	0	0	0	0
MONROE						
Signature HealthCare of Monroe County Rehab	0	0	0	0	0	0
MONROE County Total:	0	0	0	0	0	0
SIMPSON						
Lewis Memorial Methodist Home	0	0	0	1	0	1
SIMPSON County Total:	0	0	0	1	0	1
WARREN						
Christian Health Center, Bowling Green	0	0	0	0	0	0
Fern Terrace of Bowling Green	0	0	0	0	0	0
WARREN County Total:	0	0	0	0	0	0
ADD: 4 Total	1	1	1	1	0	4
ADD:5						
BRECKINRIDGE						
Breckinridge Manor	0	0	0	0	0	0
BRECKINRIDGE County Total:	0	0	0	0	0	0

Table 23 - Facility Resident Death Distribution- Personal Care Beds 2015

ADD / Facility	Under 65	65-74	75-84	Over 85	Unknown	Total
GRAYSON						
Grayson Manor	1	0	0	0	0	1
GRAYSON County Total:	1	0	0	0	0	1
HARDIN						
North Hardin Health and Rehabilitation Center	0	0	0	0	0	0
HARDIN County Total:	0	0	0	0	0	0
MARION						
Loretto Motherhouse Infirmary	0	0	0	0	0	0
The Village of Lebanon II	0	0	0	0	0	0
MARION County Total:	0	0	0	0	0	0
MEADE						
Brandenburg Nursing and Rehabilitation	0	0	0	0	0	0
MEADE County Total:	0	0	0	0	0	0
NELSON						
Colonial Health and Rehabilitation Center	0	1	0	0	0	1
Windsor Gardens CCRC	0	0	0	0	1	1
NELSON County Total:	0	1	0	0	1	2
WASHINGTON						
Sansbury Care Center	0	0	0	0	0	0
WASHINGTON County Total:	0	0	0	0	0	0
ADD: 5 Total	1	1	0	0	1	3
ADD:6						
BULLITT						
Colonial House of Shepherdsville	0	0	0	0	0	0
BULLITT County Total:	0	0	0	0	0	0

Table 23 - Facility Resident Death Distribution- Personal Care Beds 2015

ADD / Facility	Under 65	65-74	75-84	Over 85	Unknown	Total
JEFFERSON						
Barton House of Louisville #1	0	0	0	2	0	2
Belmont Village	0	0	0	8	0	8
Brookdale Blankenbaker	0	1	7	11	0	19
Brookdale Stonecreek	0	0	0	4	0	4
Eastern Star Home in KY	0	0	0	4	0	4
Episcopal Church Home	0	0	1	1	0	2
Forest Springs Health Campus	0	0	0	2	0	2
Heartsong Memory Care	0	1	2	5	0	8
Little Sisters of the Poor - St. Joseph's Home	0	0	0	1	0	1
Louisville Protestant Altenheim	0	0	0	0	0	0
Masonic Home of Louisville	0	0	0	1	0	1
Morning Pointe Of Louisville At South Hurstbourne	0	0	0	0	0	0
Nazareth Home	0	0	1	3	0	4
Park Louisville	0	0	7	9	0	16
Parr's at Springhurst	0	0	4	3	0	7
Rose Anna Hughes Home	0	0	1	0	0	1
Sacred Heart Village	0	1	0	0	0	1
Sunrise of Louisville	0	0	0	12	0	12
Symphony at Oaklawn	0	0	1	4	0	5
The Forum at Brookside	0	0	0	4	0	4
Treyton Oaks Towers	0	0	0	1	0	1
Wesley Manor	0	0	0	3	0	3
Westport Place Health Campus	0	0	0	0	0	0
JEFFERSON County Total:	0	3	24	78	0	105
SHELBY						
Colonial Hall Manor	0	0	0	0	0	0

Table 23 - Facility Resident Death Distribution- Personal Care Beds 2015

ADD / Facility	Under 65	65-74	75-84	Over 85	Unknown	Total
Masonic Home of Shelbyville	0	0	0	1	0	1
SHELBY County Total:	0	0	0	1	0	1
ADD: 6 Total	0	3	24	79	0	106
ADD:7						
BOONE						
Colonial Gardens	0	0	4	5	0	9
BOONE County Total:	0	0	4	5	0	9
CAMPBELL						
Baptist Convalescent Center	0	0	0	0	0	0
Carmel Manor	0	0	0	3	0	3
CAMPBELL County Total:	0	0	0	3	0	3
CARROLL						
Carrollton Manor	0	0	0	0	0	0
Valley Haven Rest Home	0	0	0	0	0	0
CARROLL County Total:	0	0	0	0	0	0
GRANT						
Jonesville Rest Home	0	0	0	0	0	0
GRANT County Total:	0	0	0	0	0	0
KENTON						
Brookdale Edgewood	0	1	5	26	0	32
Covington Ladies Home	0	1	0	0	0	1
Ivy Knoll	0	0	0	0	0	0
Madonna Manor	0	1	0	4	0	5
Regency Manor	0	0	0	0	0	0
Regency Manor North	0	0	0	0	0	0
St Charles Care Center	0	0	0	1	0	1
KENTON County Total:	0	3	5	31	0	39

Table 23 - Facility Resident Death Distribution- Personal Care Beds 2015

ADD / Facility	Under 65	65-74	75-84	Over 85	Unknown	Total
PENDLETON						
Falmouth Nursing Home	0	0	0	0	0	0
The Front Gate	0	0	0	0	0	0
PENDLETON County Total:	0	0	0	0	0	0
ADD: 7 Total	0	3	9	39	0	51
ADD:9						
BATH						
Hilltop Manor	0	0	0	0	0	0
BATH County Total:	0	0	0	0	0	0
MENIFEE						
Edgewood Estates	0	0	0	0	0	0
MENIFEE County Total:	0	0	0	0	0	0
MORGAN						
West Liberty Nursing and Rehabilitation Center	0	0	0	0	0	0
MORGAN County Total:	0	0	0	0	0	0
ADD: 9 Total	0	0	0	0	0	0
ADD:10						
BOYD						
Artrips Personal Care Home	1	0	0	0	0	1
Hamilton's Personal Care Home	0	0	0	0	0	0
King's Daughters And Sons Home	0	0	0	0	0	0
BOYD County Total:	1	0	0	0	0	1
GREENUP						
Frasure's Personal Care Home	0	0	0	0	0	0
Morning Pointe Ridge	0	0	1	4	0	5
Oakmont Manor	0	0	0	0	0	0
Russell Convalescent Home	1	0	0	0	0	1

Table 23 - Facility Resident Death Distribution- Personal Care Beds 2015

ADD / Facility	Under 65	65-74	75-84	Over 85	Unknown	Total
Trinity Station Retirement Community	0	0	2	5	0	7
GREENUP County Total:	1	0	3	9	0	13
LAWRENCE						
The Jordan Center	0	0	0	0	0	0
LAWRENCE County Total:	0	0	0	0	0	0
ADD: 10 Total	2	0	3	9	0	14
ADD:11						
JOHNSON						
Venture Home of Paintsville	0	1	0	0	0	1
JOHNSON County Total:	0	1	0	0	0	1
MAGOFFIN						
Salyersville Nursing and Rehabilitation Center	0	0	0	0	0	0
MAGOFFIN County Total:	0	0	0	0	0	0
MARTIN						
Martin County Health Care Facility	0	0	0	0	0	0
MARTIN County Total:	0	0	0	0	0	0
PIKE						
Good Shepherd Community Nursing Center	0	0	0	0	0	0
PIKE County Total:	0	0	0	0	0	0
ADD: 11 Total	0	1	0	0	0	1
ADD:12						
KNOTT						
Caney Creek Rehabilitation Complex	0	0	0	0	0	0
Golden Years Rest Home	2	0	0	0	0	2
KNOTT County Total:	2	0	0	0	0	2

Table 23 - Facility Resident Death Distribution- Personal Care Beds 2015

ADD / Facility	Under 65	65-74	75-84	Over 85	Unknown	Total
OWSLEY						
Owsley County Health Care Center	0	0	0	0	0	0
OWSLEY County Total:	0	0	0	0	0	0
ADD: 12 Total	2	0	0	0	0	2
ADD:13						
BELL						
Generations Center of Middlesboro	1	0	0	0	0	1
BELL County Total:	1	0	0	0	0	1
HARLAN						
The Laurels	0	0	0	0	0	0
HARLAN County Total:	0	0	0	0	0	0
JACKSON						
Signature HealthCare at Jackson Manor	0	0	0	0	0	0
JACKSON County Total:	0	0	0	0	0	0
KNOX						
Christian Health Center - Corbin	0	0	0	0	0	0
KNOX County Total:	0	0	0	0	0	0
ADD: 13 Total	1	0	0	0	0	1
ADD:14						
MCCREARY						
Cumberland Manor Rest Home	0	0	0	0	0	0
MCCREARY County Total:	0	0	0	0	0	0
PULASKI						
Crestview Personal Care	0	0	0	0	0	0

Table 23 - Facility Resident Death Distribution- Personal Care Beds 2015

ADD / Facility	Under 65	65-74	75-84	Over 85	Unknown	Total
Somerview Personal Care Home	0	2	0	0	0	2
PULASKI County Total:	0	2	0	0	0	2
WAYNE						
Dishman Personal Care Home	0	0	0	0	0	0
Hicks' Golden Years Nursing Home	0	0	0	0	0	0
WAYNE County Total:	0	0	0	0	0	0
ADD: 14 Total	0	2	0	0	0	2
ADD:15						
ANDERSON						
Heritage Hall Health and Rehabilitation Center	0	0	0	1	0	1
Sunset Hill Personal Care Home	0	0	0	0	0	0
ANDERSON County Total:	0	0	0	1	0	1
BOURBON						
Bourbon Heights	0	0	0	0	0	0
BOURBON County Total:	0	0	0	0	0	0
BOYLE						
McDowell Place of Danville	0	0	0	0	0	0
BOYLE County Total:	0	0	0	0	0	0
ESTILL						
Irvine Nursing and Rehabilitation	0	0	0	0	0	0
ESTILL County Total:	0	0	0	0	0	0
FAYETTE						
Brookdale Richmond Place	0	1	2	3	0	6
Central Ky Recovery Center Unit 1	0	0	0	0	0	0
Central KY Recovery Center Unit 2	0	0	0	0	0	0

Table 23 - Facility Resident Death Distribution- Personal Care Beds 2015

ADD / Facility	Under 65	65-74	75-84	Over 85	Unknown	Total
Lantern at Morning Pointe Alz and Memory Care	0	0	0	5	0	5
Lexington Country Place	0	0	0	3	0	3
Mayfair Village Retirement Center	0	0	0	0	0	0
Morning Pointe of Lexington	0	1	1	3	0	5
Morning Pointe of Lexington East	0	0	1	5	0	6
Tanbark Health Care	0	0	0	1	0	1
The Breckinridge	0	1	1	2	0	4
The Legacy At The Willows	0	0	1	0	0	1
The Villa at Chevy Chase	0	0	0	0	0	0
The Willows at Hamburg	0	0	0	0	0	0
Willows at Citation	0	0	0	1	0	1
FAYETTE County Total:	0	3	6	23	0	32
FRANKLIN						
Morning Pointe of Frankfort	0	0	1	4	0	5
The Lantern at Morning Pointe of Frankfort	1	0	2	8	0	11
FRANKLIN County Total:	1	0	3	12	0	16
HARRISON						
Cedar Ridge Health Campus	0	0	0	0	0	0
Parkside Manor	0	0	0	0	0	0
Shady Lawn Home	0	0	0	0	0	0
HARRISON County Total:	0	0	0	0	0	0
JESSAMINE						
Bridgepointe At Ashgrove Woods	0	0	1	4	0	5
Rose Terrace Lodge	0	0	0	0	0	0
Wesley Village	0	0	1	2	0	3
JESSAMINE County Total:	0	0	2	6	0	8

Table 23 - Facility Resident Death Distribution- Personal Care Beds 2015

ADD / Facility	Under 65	65-74	75-84	Over 85	Unknown	Total
LINCOLN						
Waynesburg Manor	1	2	4	0	0	7
LINCOLN County Total:	1	2	4	0	0	7
MADISON						
Morning Pointe of Richmond	0	0	0	3	0	3
Telford Terrace	0	0	0	0	0	0
MADISON County Total:	0	0	0	3	0	3
POWELL						
Stanton Nursing and Rehabilitation Center	0	0	0	0	0	0
POWELL County Total:	0	0	0	0	0	0
SCOTT						
Dover Manor	0	0	0	0	0	0
SCOTT County Total:	0	0	0	0	0	0
WOODFORD						
Taylor Manor Nursing Home	0	2	0	0	0	2
WOODFORD County Total:	0	2	0	0	0	2
ADD: 15 Total	2	7	15	45	0	69
Statewide Total	16	20	56	184	1	277

Table 24 - Facility Resident Death Distribution- Nursing Home (CCRC) Beds 2015

ADD / Facility	Under 65	65-74	75-84	Over 85	Unknown	Total
ADD:2						
CHRISTIAN						
Christian Health Center, Hopkinsville	0	0	0	0	0	0
CHRISTIAN County Total:	0	0	0	0	0	0
LYON						
River's Bend Retirement Community	0	0	0	0	0	0
LYON County Total:	0	0	0	0	0	0
ADD: 2 Total	0	0	0	0	0	0
ADD:3						
UNION						
Breckinridge Place	0	0	0	1	0	1
UNION County Total:	0	0	0	1	0	1
ADD: 3 Total	0	0	0	1	0	1
ADD:4						
WARREN						
Christian Health Center, Bowling Green	0	0	1	0	0	1
WARREN County Total:	0	0	1	0	0	1
ADD: 4 Total	0	0	1	0	0	1
ADD:5						
MARION						
The Village of Lebanon II	0	0	0	4	0	4
MARION County Total:	0	0	0	4	0	4
NELSON						
Windsor Gardens CCRC	0	0	0	0	5	5
NELSON County Total:	0	0	0	0	5	5
ADD: 5 Total	0	0	0	4	5	9

Table 24 - Facility Resident Death Distribution- Nursing Home (CCRC) Beds 2015

ADD / Facility	Under 65	65-74	75-84	Over 85	Unknown	Total
ADD:6						
JEFFERSON						
Christian Health Center of Louisville	0	0	0	0	0	0
Episcopal Church Home	1	2	3	11	0	17
Louisville Protestant Altenheim	0	0	1	3	0	4
Sacred Heart Village	0	0	0	0	0	0
The Forum at Brookside	0	0	1	3	0	4
JEFFERSON County Total:	1	2	5	17	0	25
ADD: 6 Total	1	2	5	17	0	25
ADD:7						
KENTON						
Madonna Manor	0	0	0	1	0	1
KENTON County Total:	0	0	0	1	0	1
ADD: 7 Total	0	0	0	1	0	1
ADD:10						
GREENUP						
Trinity Station Retirement Community	0	0	1	5	0	6
GREENUP County Total:	0	0	1	5	0	6
ADD: 10 Total	0	0	1	5	0	6
ADD:13						
KNOX						
Christian Health Center - Corbin	0	0	1	2	0	3
KNOX County Total:	0	0	1	2	0	3
LAUREL						
Laurel Heights Home for the Elderly	0	2	2	8	0	12
LAUREL County Total:	0	2	2	8	0	12
ADD: 13 Total	0	2	3	10	0	15

Table 24 - Facility Resident Death Distribution- Nursing Home (CCRC) Beds 2015

ADD / Facility	Under 65	65-74	75-84	Over 85	Unknown	Total
ADD:14						
PULASKI						
The Neighborhood Nursing Facility	0	0	0	3	0	3
PULASKI County Total:	0	0	0	3	0	3
ADD: 14 Total	0	0	0	3	0	3
ADD:15						
FAYETTE						
Sayre Christian Village Nursing Home	0	0	0	7	0	7
FAYETTE County Total:	0	0	0	7	0	7
HARRISON						
Cedar Ridge Health Campus	0	0	0	2	0	2
HARRISON County Total:	0	0	0	2	0	2
JESSAMINE						
Wesley Village	0	0	2	18	0	20
JESSAMINE County Total:	0	0	2	18	0	20
MADISON						
Telford Terrace	0	0	0	10	0	10
MADISON County Total:	0	0	0	10	0	10
ADD: 15 Total	0	0	2	37	0	39
Statewide Total	1	4	12	78	5	100

Table 25 - Facility Resident Death Distribution- Nursing Home (Non-CCRC) Beds 2015

ADD / Facility	Under 65	65-74	75-84	Over 85	Unknown	Total
ADD:3						
DAVISS						
Hermitage Care and Rehabilitation Center	0	2	2	11	0	15
DAVISS County Total:	0	2	2	11	0	15
WEBSTER						
Shemwell Nursing Home	0	1	0	8	0	9
WEBSTER County Total:	0	1	0	8	0	9
ADD: 3 Total	0	3	2	19	0	24
ADD:5						
MARION						
The Village of Lebanon II	0	2	0	8	0	10
MARION County Total:	0	2	0	8	0	10
ADD: 5 Total	0	2	0	8	0	10
ADD:15						
BOURBON						
Bourbon Heights	0	2	5	11	0	18
BOURBON County Total:	0	2	5	11	0	18
FAYETTE						
Mayfair Manor	0	3	6	13	0	22
FAYETTE County Total:	0	3	6	13	0	22
WOODFORD						
Taylor Manor Nursing Home	0	2	5	23	0	30
WOODFORD County Total:	0	2	5	23	0	30
ADD: 15 Total	0	7	16	47	0	70
Statewide Total	0	12	18	74	0	104

Table 26 - Facility Resident Death Distribution- Intermediate Care Beds 2015

ADD / Facility	Under 65	65-74	75-84	Over 85	Unknown	Total
ADD:3						
WEBSTER						
Shemwell Nursing Home	0	0	0	0	0	0
WEBSTER County Total:	0	0	0	0	0	0
ADD: 3 Total	0	0	0	0	0	0
ADD:4						
WARREN						
Christian Health Center, Bowling Green	0	0	0	1	0	1
WARREN County Total:	0	0	0	1	0	1
ADD: 4 Total	0	0	0	1	0	1
ADD:6						
JEFFERSON						
Eastern Star Home in KY	0	0	1	4	0	5
Louisville Protestant Altenheim	0	0	1	2	0	3
The Forum at Brookside	0	0	0	1	0	1
JEFFERSON County Total:	0	0	2	7	0	9
ADD: 6 Total	0	0	2	7	0	9
ADD:15						
HARRISON						
Cedar Ridge Health Campus	0	0	0	1	0	1
HARRISON County Total:	0	0	0	1	0	1
JESSAMINE						
Wesley Village	0	0	0	0	0	0
JESSAMINE County Total:	0	0	0	0	0	0
MADISON						
Telford Terrace	0	0	0	1	0	1
MADISON County Total:	0	0	0	1	0	1

Table 26 - Facility Resident Death Distribution- Intermediate Care Beds 2015

ADD / Facility	Under 65	65-74	75-84	Over 85	Unknown	Total
WOODFORD						
Taylor Manor Nursing Home	0	0	1	10	0	11
WOODFORD County Total:	0	0	1	10	0	11
ADD: 15 Total	0	0	1	12	0	13
Statewide Total	0	0	3	20	0	23

Table 27 - Facility Resident Death Distribution- Alzheimer Facility Beds 2015

ADD / Facility	Under 65	65-74	75-84	Over 85	Unknown	Total
ADD:3						
DAVISS						
Wellington Parc of Owensboro	0	0	8	18	0	26
DAVISS County Total:	0	0	8	18	0	26
ADD: 3 Total	0	0	8	18	0	26
ADD:4						
WARREN						
Magnolia Village Care	0	0	10	24	0	34
WARREN County Total:	0	0	10	24	0	34
ADD: 4 Total	0	0	10	24	0	34
Statewide Total	0	0	18	42	0	60

Table 28 - Facility Resident Death Distribution- ICF/IID Beds 2015

ADD / Facility	Under 65	65-74	75-84	Over 85	Unknown	Total
ADD:2						
CHRISTIAN						
Outwood ICF/IID	0	1	1	0	0	2
CHRISTIAN County Total:	0	1	1	0	0	2
ADD: 2 Total	0	1	1	0	0	2
ADD:3						
DAVIESS						
Wendell Foster's Campus for Developmental Disabilities	2	0	0	0	0	2
DAVIESS County Total:	2	0	0	0	0	2
ADD: 3 Total	2	0	0	0	0	2
ADD:6						
BULLITT						
Meadows ICF/IID	1	0	0	0	0	1
BULLITT County Total:	1	0	0	0	0	1
HENRY						
Cedar Lake Lodge Park Place I	0	0	0	0	0	0
Cedar Lake Lodge Park Place II	0	0	0	0	0	0
HENRY County Total:	0	0	0	0	0	0
JEFFERSON						
Bingham Gardens	0	0	0	0	0	0
Del Maria ICF/IID	0	0	0	0	0	0
Hazelwood ICF/MR	3	1	1	0	0	5
JEFFERSON County Total:	3	1	1	0	0	5
OLDHAM						
Cedar Lake Lodge	3	1	0	0	0	4

Table 28 - Facility Resident Death Distribution- ICF/IID Beds 2015

ADD / Facility	Under 65	65-74	75-84	Over 85	Unknown	Total
Windsong ICF/IID	0	0	0	0	0	0
OLDHAM County Total:	3	1	0	0	0	4
ADD: 6 Total	7	2	1	0	0	10
ADD:14						
PULASKI						
Oakwood ICF/IID Unit 1	2	0	0	0	0	2
Oakwood ICF/IID Unit 2	0	1	0	0	0	1
Oakwood ICF/IID Unit 3	0	0	0	0	0	0
Oakwood ICF/IID Unit 4	0	0	0	0	0	0
PULASKI County Total:	2	1	0	0	0	3
ADD: 14 Total	2	1	0	0	0	3
Statewide Total	11	4	2	0	0	17

*Kentucky Annual
Long-Term Care Services Report*



*Section V
Nursing Facility by ADD*

Table 29 - Nursing Facility By ADD 2015

ADD / Facility	Number of Licensed Beds	Beginning Census	Admissions	Discharges	Deaths	Ending Census	Total Patient Days	Occupancy Percentage
ADD:1								
Baptist Health Paducah	24	20	487	474	23	10	4,852	66.50%
Barkley Center	86	73	127	110	17	73	26,570	84.64%
Calvert City Convalescent Center	95	88	90	54	38	86	32,171	92.78%
Clinton Hickman County Nursing Facility	46	39	40	24	12	43	14,958	89.09%
Clinton Place	88	59	73	35	20	77	25,029	77.92%
Countryside Center	53	43	82	63	20	42	16,835	87.03%
Diversicare of Fulton	60	44	41	30	14	41	16,667	76.11%
Green Acres Health Care	73	66	58	44	12	68	23,260	87.30%
Heritage Manor Healthcare Center	100	68	198	169	25	72	26,522	72.66%
Lake Way Nursing and Rehabilitation Center	96	81	147	107	32	89	32,436	92.57%
Life Care Center of LaCenter	70	66	72	49	30	59	21,353	83.57%
McCracken Nursing and Rehabilitation Center	103	74	102	86	22	68	28,052	74.62%
Mills Health and Rehab Center	98	86	188	143	39	92	32,868	91.89%
Oakview Nursing and Rehabilitation Center	100	60	59	42	15	62	21,018	57.58%
Parkview Nursing and Rehabilitation Center (Paducah)	228	194	659	569	87	197	74,213	89.18%
Spring Creek Health Care	226	138	411	383	27	139	51,990	63.03%
Superior Care Home	108	71	430	371	48	82	29,798	75.59%
ADD: 1 Total	1,654	1,270	3,264	2,753	481	1,300	478,592	79.47%
ADD:2								
Baptist Health Transitional Care	20	10	386	368	17	11	4,280	58.63%
Bradford Heights Health & Rehab Center	100	67	335	306	26	70	26,685	73.11%
Brighton Cornerstone Health Care	66	66	67	56	18	59	21,933	91.05%
Christian Care Center of Kuttawa	65	61	43	26	20	58	21,824	91.99%
Christian Health Center, Hopkinsville	112	104	236	192	43	105	37,705	92.23%

Table 29 - Nursing Facility By ADD 2015

ADD / Facility	Number of Licensed Beds	Beginning Census	Admissions	Discharges	Deaths	Ending Census	Total Patient Days	Occupancy Percentage
Christian Heights Nursing and Rehabilitation Center	60	42	67	55	10	44	14,576	66.56%
Covington Convalescent Center	72	63	75	59	15	64	22,625	86.09%
Crittenden County Health and Rehabilitation Center	101	66	69	37	28	70	25,886	70.22%
Dawson Springs Health And Rehab Ctr	59	53	44	29	11	57	20,252	94.04%
Diversicare of Greenville	62	50	126	101	14	61	19,812	87.55%
Hearthstone Place	60	48	108	102	14	40	16,044	73.26%
Hillside Center	71	57	132	116	16	57	21,320	82.27%
Joseph Eddie Ballard Western Kentucky Veterans Center	156	115	56	10	44	117	42,064	73.87%
Kindred Nursing and Rehabilitation-Maple	97	90	155	137	18	90	33,064	93.39%
NHC HealthCare, Madisonville	94	92	206	187	28	83	31,488	91.77%
Owensboro Health Muhlenberg Community Hospital Long Term Care	45	35	197	170	24	38	13,713	83.49%
Princeton Health and Rehab Center	104	77	146	110	43	70	27,522	72.50%
Ridgewood Terrace Nursing Home	110	105	140	108	30	107	38,205	95.16%
River's Bend Retirement Community	40	36	55	26	26	39	13,344	91.40%
Salem Springlake Health and Rehabilitation Center	75	57	57	39	20	55	18,962	69.27%
Shady Lawn Nursing and Rehabilitation Center	50	42	99	84	13	44	16,818	92.15%
Tradewater Pointe	60	54	93	70	21	56	19,186	87.61%
Western State Nursing Facility	144	112	32	12	16	116	40,747	77.52%
ADD: 2 Total	1,823	1,502	2,924	2,400	515	1,511	548,055	82.37%

ADD:3								
Beaver Dam Nursing and Rehab Center	58	49	87	57	23	56	19,912	94.06%
Breckinridge Place	16	16	3	1	2	16	5,801	99.33%
Carmel Home	36	36	47	32	15	36	12,860	97.87%
Fordsville Nursing and Rehabilitation Center	67	65	134	130	10	59	21,535	88.06%

Table 29 - Nursing Facility By ADD 2015

ADD / Facility	Number of Licensed Beds	Beginning Census	Admissions	Discharges	Deaths	Ending Census	Total Patient Days	Occupancy Percentage
Heartland Villa Care and Rehabilitation Center Community	45	43	78	61	15	45	15,350	93.46%
Henderson Nursing and Rehabilitation Center	90	75	107	111	5	66	25,622	78.00%
Hermitage Care and Rehabilitation Center	70	60	128	83	26	79	21,293	83.34%
Morganfield Nursing and Rehabilitation Center	60	57	125	111	20	51	20,037	91.49%
Owensboro Center	145	133	186	138	56	125	48,324	91.31%
Owensboro Health	30	29	937	930	16	20	7,531	68.78%
Redbanks	222	169	314	234	67	182	63,713	78.63%
Redbanks Colonial Terrace	87	78	101	79	21	79	28,897	91.00%
Riverside Care & Rehab Ctr	79	79	70	40	36	73	26,468	91.79%
Signature Healthcare at Hillcrest	156	130	258	221	36	131	45,365	79.67%
Signature Healthcare of Hartford Rehab and Wellness	110	94	98	81	26	85	31,680	78.90%
Twin Rivers Nursing and Rehab Center	132	116	88	76	23	105	40,885	84.86%
Wellington Parc of Owensboro	20	19	14	6	7	20	6,990	95.75%
ADD: 3 Total	1,423	1,248	2,775	2,391	404	1,228	442,263	85.15%
ADD:4								
Auburn Health Care	66	56	59	46	15	54	19,664	81.63%
Bowling Green Nursing and Rehabilitation	66	57	115	99	16	57	21,159	87.83%
Cal Turner Rehab and Specialty Care	110	107	97	51	46	107	39,593	98.61%
Christian Health Center, Bowling Green	22	19	103	98	5	19	7,120	88.67%
Colonial Center	48	43	79	61	15	46	16,903	96.48%
Creekwood Place Nursing and Rehab Center	104	91	362	325	42	86	33,622	88.57%
Diversicare of Glasgow	94	89	104	76	27	90	33,168	96.67%
Edmonson Center	74	68	147	125	21	69	24,761	91.67%

Table 29 - Nursing Facility By ADD 2015

ADD / Facility	Number of Licensed Beds	Beginning Census	Admissions	Discharges	Deaths	Ending Census	Total Patient Days	Occupancy Percentage
Franklin-Simpson Nursing and Rehabilitation	98	82	218	204	19	77	29,876	83.52%
Glasgow Health and Rehabilitation Center	68	65	75	63	19	58	23,097	93.06%
Glasgow State Nursing Facility	100	74	26	22	7	71	25,397	69.58%
Glenview Health Care Facility	60	56	22	11	12	55	19,888	90.81%
Greenwood Nursing and Rehabilitation	128	127	535	498	39	125	45,713	97.84%
Hopkins Center	50	48	69	42	25	50	17,768	97.36%
Metcalfe Health Care Center	71	68	75	52	23	68	24,509	94.57%
Morgantown Care and Rehabilitation Center	122	117	171	146	26	116	42,425	95.27%
NHC HealthCare, Glasgow	194	163	234	158	76	163	59,495	84.02%
Signature Healthcare Bowling Green	176	143	215	175	47	136	49,789	77.50%
Signature Healthcare of Hart County	104	102	81	60	29	94	36,045	94.96%
Signature HealthCare of Monroe County Rehab	104	99	121	96	26	98	35,134	92.56%
T J Samson Community Hospital Skilled Nursing Unit	16	9	275	273	5	6	4,025	68.92%
ADD: 4 Total	1,875	1,683	3,183	2,681	540	1,645	609,151	89.01%
ADD:5								
Brandenburg Nursing and Rehabilitation	57	49	78	58	20	49	17,351	83.40%
Breckinridge Memorial Nursing Facility	18	18	5	2	3	18	6,344	96.56%
Cedars Of Lebanon Nursing Center	81	79	59	53	13	72	27,507	93.04%
Colonial Health and Rehabilitation Center	65	62	87	68	21	60	22,832	96.24%
Elizabethtown Nursing and Rehab	65	57	172	136	37	56	20,599	86.82%
Flaget Memorial Hospital	12	6	309	304	2	9	3,455	78.88%
Grayson Manor	72	64	180	138	44	62	23,401	89.04%
Hardinsburg Nursing and Rehabilitation	63	62	72	61	17	56	21,177	92.09%
Helmwood Healthcare Center	58	54	128	97	28	57	19,820	93.62%
Kensington Center	82	79	347	311	39	76	28,855	96.41%

Table 29 - Nursing Facility By ADD 2015

ADD / Facility	Number of Licensed Beds	Beginning Census	Admissions	Discharges	Deaths	Ending Census	Total Patient Days	Occupancy Percentage
Life Care Center of Bardstown	100	88	326	302	33	79	31,349	85.89%
Loretto Motherhouse Infirmary	63	62	18	8	15	57	22,454	97.65%
North Hardin Health and Rehabilitation Center	148	126	296	225	78	119	44,739	82.82%
Nursing Facility of Hardin Memorial Hospital	15	13	389	385	3	14	4,023	73.48%
Sansbury Care Center	48	46	38	24	14	46	16,275	92.89%
Signature Healthcare of Elizabethtown	112	83	218	194	27	80	28,970	70.87%
Spring View Health and Rehab Center	68	61	158	139	20	60	22,384	90.19%
Springfield Nursing and Rehabilitation Center	70	67	159	135	22	69	24,102	94.33%
Sunrise Manor Nursing Home	137	135	235	186	64	120	45,769	91.53%
Village of Lebanon II	16	15	14	8	6	15	5,602	95.92%
ADD: 5 Total	1,350	1,226	3,288	2,834	506	1,174	437,008	88.69%

ADD:6

Baptist Health La Grange	30	16	250	231	19	16	5,642	51.53%
Brownsboro Hills Nursing Home	96	88	125	118	12	83	31,590	90.15%
Christian Health Center of Louisville	118	115	512	486	35	106	40,087	93.07%
Christian Health Center West	92	56	121	81	9	87	24,900	74.15%
Crestview Center	58	53	249	226	26	50	18,970	89.61%
Diversicare of Seneca Place	107	84	316	269	47	84	32,282	82.66%
Episcopal Church Home	93	74	377	232	135	84	28,994	85.41%
Essex Nursing and Rehabilitation Center	128	117	219	165	55	116	43,424	92.95%
Forest Springs Health Campus	58	0	212	166	12	34	6,333	43.74%
Franciscan Health Care Center	85	83	779	736	44	82	29,930	96.47%
Friendship Manor Nursing Home	128	119	202	148	47	126	44,443	95.13%
Georgetown Manor	120	103	191	161	33	100	39,124	89.32%
Glen Ridge Health Campus	70	68	835	838	26	39	22,000	86.11%
Golden Living Center - Camelot	145	140	158	136	24	138	50,370	95.17%
Golden Living Center - Hillcreek	172	140	363	336	28	139	52,819	84.13%

Table 29 - Nursing Facility By ADD 2015

ADD / Facility	Number of Licensed Beds	Beginning Census	Admissions	Discharges	Deaths	Ending Census	Total Patient Days	Occupancy Percentage
Golden Living Center - Mt Holly	110	103	271	256	22	96	35,040	87.27%
Golden Living Center - St. Matthews	125	109	11	12	1	107	41,510	90.98%
Green Meadows Healthcare Center 1	122	110	225	198	41	96	37,791	84.87%
Highlands Nursing and Rehabilitation Center (Louisville)	154	124	232	200	16	140	49,757	88.52%
Home of the Innocents	76	76	53	57	0	72	26,896	96.96%
Homestead Nursing Center of New Castle	60	59	51	34	24	52	18,955	86.55%
Jefferson Manor Health and Rehab	100	86	342	282	55	91	33,701	92.33%
Jefferson Place Health and Rehab	95	91	839	805	38	87	33,215	95.79%
Kindred Hospital - Louisville	47	47	67	38	30	46	16,699	97.34%
Kindred Nursing and Rehabilitation-Bashford	122	116	250	220	31	115	41,203	92.53%
Klondike Center	62	60	119	113	7	59	21,435	94.72%
Little Sisters of the Poor - St. Joseph's Home	35	35	7	0	7	35	12,692	99.35%
Louisville East Post Acute	178	145	411	398	16	142	52,548	80.88%
Masonic Home of Louisville	167	117	868	813	40	132	45,956	75.39%
Masonic Home of Shelbyville	117	94	405	354	43	102	34,343	80.42%
Meadowview Health and Rehab	95	72	177	76	89	84	29,819	86.00%
Nazareth Home	118	104	512	407	107	101	40,020	92.92%
Oaklawn Nursing and Rehab	130	102	1,744	1,723	34	89	38,245	80.60%
Park Terrace Health Campus	88	83	701	672	26	86	30,504	94.97%
Parkway Medical Center	252	230	668	601	70	227	84,251	91.60%
Providence Richwood	120	101	128	94	31	104	36,086	82.39%
Regency Rehabilitation and Nursing Center	110	98	307	289	18	98	37,608	93.67%
Regis Woods Care and Rehabilitation Center	186	166	553	520	32	167	63,088	92.93%
Rivers Edge Nursing and Rehabilitation Center	100	81	42	31	10	82	30,332	83.10%

Table 29 - Nursing Facility By ADD 2015

ADD / Facility	Number of Licensed Beds	Beginning Census	Admissions	Discharges	Deaths	Ending Census	Total Patient Days	Occupancy Percentage
Rockford Health and Rehabilitation Center	110	96	332	305	31	92	34,761	86.58%
Sacred Heart Village	115	95	239	204	38	92	33,840	80.62%
Signature Health Care of East Louisville	128	116	288	247	47	110	42,749	91.50%
Signature Health Care of South Louisville	100	83	585	568	27	73	31,755	87.00%
Signature Health Care of Spencer County	120	113	155	129	30	109	40,727	92.98%
Signature Health Care of Trimble County	60	55	42	26	20	51	21,015	95.96%
Signature Healthcare at Glenview	120	84	120	113	11	80	32,090	73.26%
Signature Healthcare at St's Mary & Elizabeth Hospital	20	2	365	348	1	18	5,724	78.41%
Signature Healthcare of Cherokee Park	84	80	447	422	27	78	28,285	92.25%
Springhurst Health and Rehab	90	80	147	132	20	75	29,205	88.90%
Summerfield Health and Rehabilitation Center	165	156	342	324	37	137	52,861	87.77%
The Forum at Brookside	40	33	126	98	21	40	13,020	89.18%
The Good Samaritan Society-Jeffersontown	98	72	87	66	23	70	31,755	88.78%
Treyton Oaks Towers	60	50	251	226	28	47	16,777	76.61%
Wesley Manor	68	63	79	70	10	62	22,249	89.64%
Westminster Terrace	104	92	270	239	28	95	34,484	90.84%
Westport Place Health Campus	62	54	604	564	44	50	18,446	81.51%
ADD: 6 Total	5,813	4,989	18,371	16,603	1,783	4,973	1,852,345	87.58%
ADD:7								
Baptist Convalescent Center	167	166	176	120	61	161	59,392	97.44%
Bridgepoint Care and Rehabilitation Center	151	147	399	381	24	141	51,923	94.21%
Carmel Manor	65	62	54	17	38	61	22,282	93.92%
Coldspring Transitional Care Center	143	29	548	444	33	100	29,788	57.07%
Florence Park Care Center	150	137	238	197	42	136	49,805	90.97%
Grant Center	95	88	203	169	31	91	33,141	96.10%

Table 29 - Nursing Facility By ADD 2015

ADD / Facility	Number of Licensed Beds	Beginning Census	Admissions	Discharges	Deaths	Ending Census	Total Patient Days	Occupancy Percentage
Green Valley Health and Rehabilitation Center	78	70	98	78	22	68	25,826	90.71%
Highlandspring of Ft Thomas	140	126	579	543	48	114	45,458	88.96%
Madonna Manor	59	59	230	212	25	52	18,787	87.24%
Owenton Center	100	95	94	67	28	94	32,849	90.00%
Providence Gallatin	120	101	85	62	40	84	34,307	78.33%
Providence Pavilion	82	75	237	213	30	69	26,244	87.68%
River Valley Nursing Home	60	57	45	21	21	60	21,648	98.85%
Rosedale Manor	210	205	285	202	90	198	70,590	92.09%
St Elizabeth Florence SNF	16	15	409	405	3	16	5,178	88.66%
St. Elizabeth FT Thomas SNF	26	13	429	427	1	14	5,423	57.14%
Village Care Center	100	91	190	140	47	94	33,217	91.01%
Villaspring of Erlanger	140	127	732	673	58	128	47,318	92.60%
Woodcrest Nursing and Rehabilitation Center	127	113	418	393	32	106	39,944	86.17%
ADD: 7 Total	2,029	1,776	5,449	4,764	674	1,787	653,120	88.21%
ADD:8								
Bracken County Nursing and Rehabilitation Center	32	30	81	80	5	26	9,819	84.07%
Golden Living Center - Vanceburg	94	93	68	56	15	90	10,607	30.92%
Maysville Nursing and Rehabilitation Facility	130	113	231	164	53	127	45,680	96.27%
Pioneer Trace Nursing Home	92	77	95	73	19	80	28,461	84.76%
Robertson County Health Care Facility	60	58	65	44	20	59	20,535	93.77%
ADD: 8 Total	408	371	540	417	112	382	115,102	77.29%
ADD:9								
Edgewood Estates	60	58	36	11	23	60	21,498	98.16%
Life Care Center of Morehead	97	89	143	127	23	82	32,748	92.50%
Ridgeway Nursing and Rehabilitation	99	86	111	83	24	90	32,419	89.72%
St. Claire Medical Center TCU	10	6	220	180	43	3	1,848	50.63%

Table 29 - Nursing Facility By ADD 2015

ADD / Facility	Number of Licensed Beds	Beginning Census	Admissions	Discharges	Deaths	Ending Census	Total Patient Days	Occupancy Percentage
West Liberty Nursing and Rehabilitation Center	48	46	47	40	10	43	16,725	95.46%
Windsor Care Center	144	123	315	265	42	131	48,148	91.61%
ADD: 9 Total	458	408	872	706	165	409	153,386	91.75%
ADD:10								
Boyd Nursing and Rehabilitation Center	60	57	130	112	18	57	20,465	93.45%
Carter Nursing and Rehabilitation Center	120	117	197	179	21	114	42,033	95.97%
Elliott Nursing and Rehabilitation Center	75	72	112	94	21	69	25,964	94.85%
Kingsbrook Lifecare Center	147	138	719	684	31	142	50,370	93.88%
Oakmont Manor	85	80	236	209	27	80	29,798	96.05%
South Shore Nursing and Rehabilitation Center	60	51	98	89	11	49	19,101	87.22%
The Jordan Center	104	94	86	73	13	94	33,679	88.72%
Woodland Oaks Health Care Facility	110	106	277	247	28	108	38,921	96.94%
Wurtland Nursing and Rehabilitation Center	126	112	248	231	24	105	37,787	82.16%
ADD: 10 Total	887	827	2,103	1,918	194	818	298,118	92.08%
ADD:11								
Good Shepherd Community Nursing Center	118	80	239	227	16	76	28,941	67.20%
Highlands Regional Medical Center (Prestonsburg)	18	0	0	0	0	0	0	0.00%
Martin County Health Care Facility	65	55	111	90	16	60	21,091	88.90%
Mountain Manor of Paintsville	126	117	263	221	37	122	43,565	94.73%
Mountain View Health Care Center	106	81	198	185	11	83	30,645	79.21%
Parkview Nursing and Rehabilitation Center (Pikeville)	120	117	236	213	29	111	41,956	95.79%
Prestonsburg Health Care Center	56	51	62	48	15	50	18,388	89.96%
Riverview Health Care Center	121	108	312	269	39	112	39,702	89.89%
Salyersville Nursing and Rehabilitation Center	142	114	213	176	30	121	43,162	83.28%

Table 29 - Nursing Facility By ADD 2015

ADD / Facility	Number of Licensed Beds	Beginning Census	Admissions	Discharges	Deaths	Ending Census	Total Patient Days	Occupancy Percentage
Signature Health Care of Pikeville	106	95	231	188	34	104	36,611	94.63%
Williamson ARH Nursing Facility	35	21	165	147	15	24	8,098	63.39%
ADD: 11 Total	1,013	839	2,030	1,764	242	863	312,159	84.43%
ADD:12								
Hazard Health and Rehabilitation Center	200	195	290	275	16	194	70,684	96.83%
Hyden Health and Rehabilitation Center	94	94	159	154	5	94	33,592	97.91%
Knott County Health and Rehabilitation Center	92	89	74	62	11	90	33,233	98.97%
Lee County Care and Rehabilitation Center	109	96	141	109	27	101	33,472	84.13%
Letcher Manor	142	123	343	338	9	119	45,396	87.59%
Nim Henson Geriatric Center	120	76	92	82	15	71	27,850	63.58%
Owsley County Health Care Center	91	77	194	180	15	76	26,473	79.70%
Paul E Patton Eastern Ky Veterans Center	120	108	68	23	43	110	38,878	88.76%
Wolfe County Health and Rehabilitation Center	100	99	83	58	28	96	35,935	98.45%
ADD: 12 Total	1,068	957	1,444	1,281	169	951	345,513	88.63%
ADD:13								
Barbourville Health and Rehabilitation Center	135	127	160	122	35	130	48,079	97.57%
Christian Health Center - Corbin	100	92	139	105	33	93	33,673	92.25%
Corbin Health and Rehabilitation Center	100	95	142	126	15	96	35,265	96.62%
Harlan Health and Rehabilitation Center	143	140	178	148	35	135	51,482	98.63%
Hillcrest Health and Rehabilitation Center	120	115	153	122	28	118	42,636	97.34%
Laurel Creek Health Care Center	106	82	239	205	19	97	32,926	85.10%
Laurel Heights Home for the Elderly	143	140	156	121	35	140	50,840	97.40%
Middlesboro Health Care Facility	95	94	98	68	34	90	33,236	95.85%
Mountain View Nursing and Rehab Ctr	115	82	96	84	7	87	31,746	75.63%
Pineville Community Hospital	30	22	204	186	17	23	9,462	86.41%

Table 29 - Nursing Facility By ADD 2015

ADD / Facility	Number of Licensed Beds	Beginning Census	Admissions	Discharges	Deaths	Ending Census	Total Patient Days	Occupancy Percentage
Rockcastle Health and Rehabilitation Center	104	94	116	105	11	94	34,835	91.77%
Rockcastle Regional Hospital and Respiratory Care	93	93	120	81	44	88	33,264	97.99%
Signature HealthCare at Jackson Manor	51	47	73	48	22	50	17,942	96.38%
The Heritage	85	78	157	145	11	79	29,777	95.98%
Tri-Cities Nursing and Rehabilitation Center	0	77	204	189	28	64	25,527	82.28%
Williamsburg Health and Rehabilitation Center	125	124	116	118	4	118	44,673	97.91%
ADD: 13 Total	1,545	1,502	2,351	1,973	378	1,502	555,363	93.35%
ADD:14								
Campbellsville Nursing and Rehabilitation	67	59	120	99	20	60	21,834	89.28%
Clinton County Care and Rehabilitation Center	52	43	104	94	6	47	17,812	93.85%
Cumberland Nursing and Rehabilitation Center	93	92	199	180	24	87	32,655	96.20%
Fair Oaks Health Systems	114	114	63	34	29	114	41,461	99.64%
Golden Living Center - Green Hill	118	103	171	141	38	95	36,789	85.42%
Hicks' Golden Years Nursing Home	59	58	28	7	20	59	21,220	98.54%
Lake Cumberland Regional Hospital	12	10	257	254	2	11	4,074	93.01%
Liberty Care and Rehabilitation Center	97	93	81	61	20	93	34,621	97.79%
McDowell Skilled Nursing Facility	5	0	0	0	0	0	0	0.00%
Signature Healthcare of McCreary County Rehab	60	55	127	101	21	60	21,018	95.97%
Somerset Nursing and Rehabilitation Facility	123	110	126	95	25	116	42,306	94.23%
Somerwoods Nursing and Rehabilitation	166	153	201	164	44	146	52,582	86.78%
Summit Manor Health and Rehabilitation Center	104	98	126	100	26	98	35,492	93.50%

Table 29 - Nursing Facility By ADD 2015

ADD / Facility	Number of Licensed Beds	Beginning Census	Admissions	Discharges	Deaths	Ending Census	Total Patient Days	Occupancy Percentage
The Grandview Nursing and Rehabilitation Facility	81	75	123	97	22	79	28,124	95.13%
ADD: 14 Total	1,151	1,063	1,726	1,427	297	1,065	389,988	92.83%
ADD:15								
Berea Health Care Center	84	77	114	87	31	73	26,571	86.66%
Bluegrass Care and Rehabilitation Center	124	100	207	156	43	108	37,954	83.86%
Bourbon Heights	67	65	25	5	19	66	24,068	98.42%
Bradford Square Rehabilitation and Nursing Center	100	97	263	227	39	94	34,310	94.00%
Brookdale Richmond Place SNF	120	107	749	713	57	86	39,055	89.17%
Cambridge Place	118	105	81	54	29	103	36,525	84.80%
Cardinal Hill Rehab Unit	74	30	1,077	1,071	3	33	13,249	49.05%
Cedar Ridge Health Campus	48	45	122	103	16	48	17,036	97.24%
Charleston Health Care Center	90	86	166	124	41	87	31,486	95.85%
Christian Care Center of Lancaster	96	94	133	105	28	94	33,977	96.97%
Clark Regional Medical Center Transitional Care Un	25	18	225	216	6	21	8,057	88.30%
Danville Center For Health	106	92	101	75	25	93	33,565	86.75%
Diversicare of Nicholasville	73	67	101	87	20	61	23,814	89.38%
Dover Manor	85	83	84	54	35	78	28,982	93.41%
Eastern State Hosp Long Term Acquired Brain Injury	44	5	38	24	1	18	4,074	25.37%
Edgemont Healthcare	68	58	68	41	27	58	20,972	84.50%
Ephraim McDowell Regional Medical Center	25	13	403	394	9	13	3,645	39.95%
Fountain Circle Care and Rehab Ctr	179	137	282	238	42	139	50,426	77.18%
Golden Living Center - Frankfort	100	95	199	178	23	93	34,227	93.77%
Golden Living Center - Stanford	128	119	131	84	51	115	43,320	92.72%
Grand Haven Nursing Home	54	52	91	77	14	52	18,779	95.28%

Table 29 - Nursing Facility By ADD 2015

ADD / Facility	Number of Licensed Beds	Beginning Census	Admissions	Discharges	Deaths	Ending Census	Total Patient Days	Occupancy Percentage
Harrodsburg Health & Rehab Ctr	112	102	171	125	41	107	35,538	86.93%
Heritage Hall Health and Rehabilitation Center	94	88	112	86	28	86	32,916	95.94%
Irvine Nursing and Rehabilitation	86	85	174	153	23	83	29,903	95.26%
Johnson Mathers Nursing Home	104	99	70	52	26	91	33,788	89.01%
Kenwood Health and Rehabilitation Center	93	82	173	148	24	83	31,308	92.23%
Lexington Country Place	111	85	155	116	38	86	30,407	75.05%
Madison Health and Rehabilitation Center	92	86	175	145	34	82	29,756	88.61%
Mayfair Manor	48	46	71	59	12	46	16,860	96.23%
Northpoint Lexington Healthcare Center	150	145	157	125	35	142	53,228	97.22%
Providence Homestead	136	132	202	170	40	124	46,111	92.89%
Providence Pine Meadows	120	102	177	123	43	113	39,777	90.82%
Rose Manor Health Care	34	33	10	1	9	33	12,212	98.40%
Sayre Christian Village Nursing Home	109	95	232	190	30	107	38,058	95.66%
Signature Healthcare of Georgetown	50	42	77	58	15	46	16,332	89.49%
Stanton Nursing and Rehabilitation Center	81	65	165	146	13	71	24,710	83.58%
Tanbark Health Care	34	30	415	407	8	30	10,565	85.13%
The James B. Haggin Memorial Hospital	34	33	21	4	16	34	11,874	95.68%
The Terrace Nursing and Rehabilitation Facility	102	102	130	111	27	94	35,772	96.08%
The Willows at Hamburg	80	62	267	215	40	74	26,120	89.45%
Thomson Hood Veterans Center	285	249	134	34	115	234	90,381	86.88%
Willows at Citation	54	32	251	208	24	51	16,414	83.28%
ADD: 15 Total	3,817	3,340	7,999	6,789	1,200	3,350	1,226,122	88.01%
Statewide Total	26,314	23,001	58,319	50,701	7,660	22,958	8,416,285	87.42%

*Kentucky Annual
Long-Term Care Services Report*



*Section VI
Patient Origin
Data*

**Table 30 - 2015 Kentucky Long Term Care Facility Patient Origin
Facility ADD and Facility by Patient County of Residence**

ADD	Facility Name	Patient County	Under 65	65-74	75-84	Over 85	Unknown
ADD:1	Baptist Health Paducah	CARLISLE	0	0	1	0	0
		GRAVES	0	0	1	0	0
		HICKMAN	0	0	1	0	0
		IL	0	1	0	0	0
		MARSHALL	0	1	1	0	0
		MCCRACKEN	0	1	1	2	0
		Total	0	3	5	2	0
	Barkley Center	BALLARD	0	0	1	2	0
		BARREN	0	0	0	1	0
		CALLOWAY	0	0	2	1	0
		GRAVES	1	1	3	2	0
		HICKMAN	2	1	0	0	0
		IL	0	1	0	0	0
		KNOX	0	0	1	0	0
		LARUE	1	0	0	0	0
		LIVINGSTON	0	1	0	0	0
		LYON	1	1	0	0	0
		MARSHALL	1	0	0	1	0
		MCCRACKEN	13	3	12	19	0
		TN	1	0	0	0	0
		Total	20	8	19	26	0
	Calvert City Convalescent Center	CALLOWAY	0	1	0	5	0
		GRAVES	0	1	0	3	0
		LIVINGSTON	1	1	2	8	0
		MARSHALL	3	5	18	20	0
		MCCRACKEN	2	4	2	10	0
		Total	6	12	22	46	0

**Table 30 - 2015 Kentucky Long Term Care Facility Patient Origin
Facility ADD and Facility by Patient County of Residence**

ADD	Facility Name	Patient County	Under 65	65-74	75-84	Over 85	Unknown
	Clinton Hickman County Nursing Facility	CARLISLE	0	0	2	3	0
		FULTON	0	0	2	5	0
		GRAVES	0	0	0	2	0
		HICKMAN	0	2	6	19	0
		IN	0	0	0	1	0
		MO	0	0	0	1	0
		Total	0	2	10	31	0
	Clinton Place	CALLOWAY	0	2	2	1	0
		CARLISLE	0	0	1	0	0
		FULTON	5	5	5	5	0
		GRAVES	3	6	5	1	0
		HICKMAN	2	5	6	6	0
		MARSHALL	0	1	0	0	0
		MCCRACKEN	0	3	4	3	0
		MO	0	0	0	1	0
		TN	3	0	2	0	0
		Total	13	22	25	17	0
	Countryside Center	BALLARD	1	1	1	2	0
		CARLISLE	3	1	5	15	0
		GRAVES	0	0	1	4	0
		HICKMAN	0	1	0	0	0
		LIVINGSTON	0	0	0	1	0
		MCCRACKEN	0	0	2	3	0
		Other	0	0	0	1	0
		Total	4	3	9	26	0
	Diversicare of Fulton	FULTON	5	6	11	13	0
		GRAVES	0	0	1	1	0

**Table 30 - 2015 Kentucky Long Term Care Facility Patient Origin
Facility ADD and Facility by Patient County of Residence**

ADD	Facility Name	Patient County	Under 65	65-74	75-84	Over 85	Unknown
		TN	1	1	0	2	0
		Total	6	7	12	16	0
	Green Acres Health Care	CHRISTIAN	0	0	1	0	0
		GRAVES	5	6	16	29	0
		HICKMAN	1	1	1	1	0
		MARSHALL	1	0	0	1	0
		MCCRACKEN	0	1	1	0	0
		TN	0	0	0	2	0
		TRIGG	0	1	0	0	0
		Total	7	9	19	33	0
	Heritage Manor Healthcare Center	GRAVES	13	11	21	20	0
		MASON	3	0	0	1	0
		TN	1	0	2	0	0
		Total	17	11	23	21	0
	Lake Way Nursing and Rehabilitation Center	CALLOWAY	2	2	0	2	0
		FAYETTE	0	1	0	0	0
		GRAVES	0	1	1	2	0
		JEFFERSON	1	0	0	0	0
		LIVINGSTON	1	0	0	0	0
		MARSHALL	2	12	21	37	0
		MCCRACKEN	0	0	1	1	0
		OH	0	0	0	1	0
		Other	0	0	1	0	0
		Total	6	16	24	43	0
	Life Care Center of LaCenter	BALLARD	3	7	9	20	0
		IL	0	0	1	1	0

**Table 30 - 2015 Kentucky Long Term Care Facility Patient Origin
Facility ADD and Facility by Patient County of Residence**

ADD	Facility Name	Patient County	Under 65	65-74	75-84	Over 85	Unknown
		JEFFERSON	0	0	0	1	0
		MCCRACKEN	1	2	6	8	0
		Total	4	9	16	30	0
	McCracken Nursing and Rehabilitation Center						
		CALLOWAY	3	0	1	1	0
		CHRISTIAN	1	0	0	0	0
		DAVISS	1	0	0	0	0
		GRAVES	2	0	0	2	0
		IL	0	0	1	0	0
		LIVINGSTON	1	0	1	0	0
		MARSHALL	3	0	0	2	0
		MCCRACKEN	12	16	4	14	0
		Other	1	0	0	0	0
		TN	1	0	0	0	0
		TRIGG	0	0	0	1	0
		Total	25	16	7	20	0
	Mills Health and Rehab Center						
		CALLOWAY	0	0	2	1	0
		CLINTON	0	0	0	1	0
		GRAVES	5	14	31	33	0
		HENDERSON	0	0	0	1	0
		HICKMAN	0	0	1	1	0
		JEFFERSON	1	0	0	0	0
		OH	1	0	0	0	0
		Total	7	14	34	37	0
	Oakview Nursing and Rehabilitation Center						
		CALDWELL	0	0	1	0	0
		GRAVES	0	1	2	1	0
		IL	1	0	0	1	0
		MARSHALL	5	5	9	7	0

**Table 30 - 2015 Kentucky Long Term Care Facility Patient Origin
Facility ADD and Facility by Patient County of Residence**

ADD	Facility Name	Patient County	Under 65	65-74	75-84	Over 85	Unknown
		MCCRACKEN	7	4	9	9	0
		Total	13	10	21	18	0
	Parkview Nursing and Rehabilitation Center (Paducah)						
		BARREN	1	0	0	0	0
		CALDWELL	0	2	2	2	0
		CALLOWAY	0	0	2	1	0
		CARLISLE	0	0	1	1	0
		CRITTENDEN	1	1	0	4	0
		GRAVES	1	2	0	8	0
		HICKMAN	0	1	1	1	0
		IL	2	0	0	0	0
		LYON	1	3	1	0	0
		MARSHALL	3	1	0	2	0
		MCCRACKEN	11	22	44	75	0
		Total	20	32	51	94	0
	Spring Creek Health Care						
		CALDWELL	0	0	0	1	0
		CALLOWAY	3	13	31	72	0
		GRAVES	0	1	1	1	0
		HENDERSON	0	0	0	1	0
		HICKMAN	0	0	1	1	0
		MARSHALL	0	1	0	5	0
		MCCRACKEN	0	0	0	1	0
		TN	0	1	1	1	0
		TRIGG	0	0	0	2	0
		WV	0	1	0	0	0
		Total	3	17	34	85	0
	Superior Care Home						
		BALLARD	0	0	0	1	0
		CARLISLE	0	0	1	1	0

**Table 30 - 2015 Kentucky Long Term Care Facility Patient Origin
Facility ADD and Facility by Patient County of Residence**

ADD	Facility Name	Patient County	Under 65	65-74	75-84	Over 85	Unknown
		CHRISTIAN	0	0	0	1	0
		GRAVES	0	0	3	0	0
		LIVINGSTON	0	0	1	2	0
		MARSHALL	0	2	2	3	0
		MCCRACKEN	0	5	16	43	0
		TN	0	0	0	1	0
		Total	0	7	23	52	0
		ADD:1 Total	151	198	354	597	0
ADD:2							
	Baptist Health Transitional Care						
		HOPKINS	1	2	2	1	0
		MUHLENBERG	0	0	2	0	0
		WEBSTER	0	0	2	1	0
		Total	1	2	6	2	0
	Bradford Heights Health & Rehab Center						
		CALDWELL	0	0	0	1	0
		CASEY	0	1	0	0	0
		CHRISTIAN	11	9	14	14	0
		HOPKINS	0	0	0	1	0
		IL	0	1	0	0	0
		IN	0	0	1	2	0
		MO	0	1	0	0	0
		OH	0	0	0	1	0
		Other	1	0	1	2	0
		TN	0	0	0	1	0
		TODD	0	0	1	0	0
		TRIGG	1	0	4	2	0
		Total	13	12	21	24	0
	Brighton Cornerstone Health Care						
		HOPKINS	8	15	18	10	2
		MUHLENBERG	0	0	1	0	0

**Table 30 - 2015 Kentucky Long Term Care Facility Patient Origin
Facility ADD and Facility by Patient County of Residence**

ADD	Facility Name	Patient County	Under 65	65-74	75-84	Over 85	Unknown
		WEBSTER	1	0	3	1	0
		Total	9	15	22	11	2
	Christian Care Center of Kuttawa	CALDWELL	4	2	1	3	0
		CALLOWAY	0	1	0	0	0
		CLINTON	1	1	0	0	0
		CRITTENDEN	1	1	1	0	0
		GRAVES	0	1	0	1	0
		HOPKINS	0	0	2	0	0
		LIVINGSTON	2	3	0	0	0
		LYON	2	2	6	7	0
		MARSHALL	0	3	5	1	0
		MCCRACKEN	0	0	0	1	0
		TRIGG	1	1	0	2	0
		WEBSTER	0	0	0	2	0
		Total	11	15	15	17	0
	Christian Health Center, Hopkinsville	BARREN	0	0	0	1	0
		CALDWELL	1	0	1	1	0
		CHRISTIAN	3	10	16	36	0
		HARDIN	0	1	0	0	0
		HENDERSON	0	1	0	0	0
		HOPKINS	0	1	0	1	0
		IL	0	0	0	1	0
		IN	0	0	0	1	0
		JEFFERSON	0	0	1	0	0
		LYON	0	0	0	1	0
		NELSON	0	0	1	0	0
		OH	0	0	0	1	0
		Other	0	0	2	5	0

**Table 30 - 2015 Kentucky Long Term Care Facility Patient Origin
Facility ADD and Facility by Patient County of Residence**

ADD	Facility Name	Patient County	Under 65	65-74	75-84	Over 85	Unknown
		PULASKI	0	0	1	0	0
		TN	1	1	0	2	0
		TODD	1	1	1	2	0
		TRIGG	0	0	2	5	0
		UNION	0	0	0	1	0
		VA	1	0	0	0	0
		Total	7	15	25	58	0
	Christian Heights Nursing and Rehabilitation Center						
		CHRISTIAN	21	9	11	1	0
		TODD	0	2	0	0	0
		Total	21	11	11	1	0
	Covington Convalescent Center						
		CHRISTIAN	4	7	13	34	0
		IN	1	0	0	0	0
		JEFFERSON	0	0	0	1	0
		TODD	0	0	1	1	0
		TRIGG	0	0	1	1	0
		Total	5	7	15	37	0
	Crittenden County Health and Rehabilitation Center						
		CALDWELL	0	1	0	1	0
		CARLISLE	1	0	0	0	0
		CRITTENDEN	5	16	11	19	0
		DAVIESS	1	0	0	0	0
		IL	0	0	1	0	0
		LIVINGSTON	1	2	1	1	0
		LYON	0	0	0	1	0
		MCCRACKEN	1	0	1	0	0
		UNION	0	2	2	1	0
		WEBSTER	1	0	0	0	0
		Total	10	21	16	23	0

**Table 30 - 2015 Kentucky Long Term Care Facility Patient Origin
Facility ADD and Facility by Patient County of Residence**

ADD	Facility Name	Patient County	Under 65	65-74	75-84	Over 85	Unknown
	Dawson Springs Health And Rehab Ctr	CALDWELL	1	2	4	0	0
		CALLOWAY	1	0	0	0	0
		CHRISTIAN	0	2	3	1	0
		DAVISS	0	0	2	0	0
		GRAVES	0	0	1	0	0
		GREEN	0	1	0	0	0
		HENDERSON	0	0	1	0	0
		HOPKINS	4	4	7	3	0
		JEFFERSON	1	0	3	0	0
		LYON	0	0	1	0	0
		MARSHALL	0	0	0	1	0
		MCCRACKEN	1	0	0	1	0
		MUHLENBERG	1	0	1	0	0
		OHIO	0	0	0	1	0
		TN	1	0	1	0	0
		TODD	0	0	1	0	0
		TRIGG	0	0	1	0	0
		WARREN	1	1	0	0	0
		WEBSTER	2	1	0	0	0
		Total	13	11	26	7	0
	Diversicare of Greenville	BUTLER	0	0	1	0	0
		HOPKINS	0	1	0	0	0
		LOGAN	0	0	1	0	0
		MUHLENBERG	4	4	17	33	0
		Total	4	5	19	33	0
	Hearthstone Place	CHRISTIAN	1	1	0	2	0
		LOGAN	2	1	3	5	0

**Table 30 - 2015 Kentucky Long Term Care Facility Patient Origin
Facility ADD and Facility by Patient County of Residence**

ADD	Facility Name	Patient County	Under 65	65-74	75-84	Over 85	Unknown
		TODD	0	5	11	9	0
		Total	3	7	14	16	0
	Hillside Center	CALDWELL	1	1	1	0	0
		CHRISTIAN	1	2	1	1	0
		DAVISS	0	0	1	0	0
		HENDERSON	1	1	1	0	0
		HOPKINS	2	10	12	10	0
		MARSHALL	0	1	0	0	0
		MUHLENBERG	1	0	2	0	0
		Other	0	1	0	0	0
		WEBSTER	2	2	0	2	0
		Total	8	18	18	13	0
	Joseph Eddie Ballard Western Kentucky Veterans Center	BRECKINRIDGE	0	1	1	0	0
		BULLITT	0	0	1	0	0
		BUTLER	0	0	0	1	0
		CALDWELL	0	0	1	1	0
		CALLOWAY	0	1	0	0	0
		CHRISTIAN	0	2	3	8	0
		CRITTENDEN	1	1	1	0	0
		DAVISS	0	0	3	6	0
		GRAYSON	0	0	0	1	0
		HANCOCK	0	0	0	1	0
		HARDIN	0	1	0	1	0
		HENDERSON	0	3	7	10	0
		HOPKINS	1	3	14	16	0
		LOGAN	1	0	0	0	0
		MARSHALL	0	0	1	0	0
		MCCRACKEN	0	0	0	2	0

**Table 30 - 2015 Kentucky Long Term Care Facility Patient Origin
Facility ADD and Facility by Patient County of Residence**

ADD	Facility Name	Patient County	Under 65	65-74	75-84	Over 85	Unknown
		MCLEAN	0	0	2	1	0
		MERCER	1	0	0	0	0
		MUHLENBERG	0	2	2	2	0
		OHIO	1	0	0	2	0
		SIMPSON	0	0	1	0	0
		TODD	0	0	1	0	0
		TRIGG	0	0	3	0	0
		WARREN	0	0	0	1	0
		WEBSTER	0	0	3	1	0
		Total	5	14	44	54	0
	Kindred Nursing and Rehabilitation-Maple						
		BUTLER	0	1	0	0	0
		CHRISTIAN	1	0	0	0	0
		DAVISS	1	0	3	0	0
		HOPKINS	3	0	0	0	0
		JEFFERSON	1	0	0	0	0
		LARUE	0	0	1	0	0
		LOGAN	0	0	0	1	0
		MCLEAN	0	1	0	0	0
		MENIFEE	1	0	0	0	0
		MUHLENBERG	5	18	30	20	0
		OHIO	1	0	1	0	0
		TODD	0	1	0	0	0
		Total	13	21	35	21	0
	NHC HealthCare, Madisonville						
		ALLEN	1	0	0	0	0
		BELL	0	0	0	1	0
		CRITTENDEN	0	0	1	0	0
		DAVISS	0	0	0	1	0
		HOPKINS	9	6	13	36	0
		MUHLENBERG	0	0	2	0	0

**Table 30 - 2015 Kentucky Long Term Care Facility Patient Origin
Facility ADD and Facility by Patient County of Residence**

ADD	Facility Name	Patient County	Under 65	65-74	75-84	Over 85	Unknown
		Other	0	0	1	1	0
		WARREN	0	0	1	0	0
		WEBSTER	0	0	3	7	0
		Total	10	6	21	46	0
	Owensboro Health Muhlenberg Community Hospital Long Term Care	MUHLENBERG	3	9	13	13	0
		Total	3	9	13	13	0
	Princeton Health and Rehab Center	CALDWELL	7	11	11	17	0
		CHRISTIAN	1	1	0	0	0
		CLINTON	0	0	1	0	0
		CRITTENDEN	0	0	0	1	0
		HOPKINS	0	1	0	1	0
		LYON	1	3	2	2	0
		TRIGG	3	2	3	0	0
		UNION	0	0	1	0	0
		WEBSTER	0	0	0	1	0
		Total	12	18	18	22	0
	Ridgewood Terrace Nursing Home	CHRISTIAN	0	0	0	1	0
		CRITTENDEN	0	0	0	1	0
		DAVISS	0	0	0	1	0
		HENDERSON	1	0	0	2	0
		HOPKINS	4	9	25	44	0
		IN	0	1	1	0	0
		MCLEAN	0	0	0	2	0
		MUHLENBERG	1	1	3	1	0
		TN	0	0	0	1	0
		UNION	0	1	0	0	0

**Table 30 - 2015 Kentucky Long Term Care Facility Patient Origin
Facility ADD and Facility by Patient County of Residence**

ADD	Facility Name	Patient County	Under 65	65-74	75-84	Over 85	Unknown
		WEBSTER	2	0	1	4	0
		Total	8	12	30	57	0
	River's Bend Retirement Community	CALDWELL	2	1	4	2	0
		CHRISTIAN	1	0	0	0	0
		CRITTENDEN	0	0	0	3	0
		HOPKINS	0	0	0	1	0
		IL	0	0	0	1	0
		LIVINGSTON	0	0	2	1	0
		LYON	1	3	3	9	0
		MARSHALL	0	0	0	1	0
		TRIGG	1	0	0	2	0
		UNION	0	0	1	0	0
		Total	5	4	10	20	0
	Salem Springlake Health and Rehabilitation Center	CALDWELL	0	1	1	0	0
		CRITTENDEN	3	2	8	6	0
		GRAVES	0	0	1	0	0
		LIVINGSTON	3	7	9	8	0
		LYON	0	1	0	0	0
		MCCRACKEN	0	0	0	4	0
		MCLEAN	0	1	0	0	0
		Total	6	12	19	18	0
	Shady Lawn Nursing and Rehabilitation Center	CHRISTIAN	6	0	2	0	0
		FULTON	0	1	0	0	0
		HOPKINS	1	0	0	0	0
		JEFFERSON	0	0	0	1	0
		Other	0	1	0	1	0

**Table 30 - 2015 Kentucky Long Term Care Facility Patient Origin
Facility ADD and Facility by Patient County of Residence**

ADD	Facility Name	Patient County	Under 65	65-74	75-84	Over 85	Unknown
		TRIGG	4	5	7	15	0
		Total	11	7	9	17	0
	Tradewater Pointe	CALDWELL	1	1	0	0	0
		CHRISTIAN	1	0	0	1	0
		DAVISS	1	0	1	0	0
		HENDERSON	1	0	1	0	0
		HOPKINS	7	5	12	18	0
		MO	0	0	0	1	0
		TRIGG	0	0	1	0	0
		WEBSTER	1	1	1	1	0
		Total	12	7	16	21	0
	Western State Nursing Facility	BARREN	1	0	0	0	0
		CHRISTIAN	19	31	20	15	0
		DAVISS	1	0	0	0	0
		FAYETTE	2	0	0	1	0
		GRAVES	1	0	0	0	0
		HART	0	0	1	0	0
		JEFFERSON	0	1	0	0	0
		LOGAN	0	0	1	0	0
		LYON	0	0	1	0	0
		MARSHALL	0	0	0	1	0
		MCCRACKEN	0	0	0	1	0
		NELSON	0	0	1	0	0
		Other	1	0	1	0	0
		PERRY	1	0	0	0	0
		PULASKI	0	1	0	0	0
		SCOTT	1	0	0	0	0
		TODD	0	1	0	1	0

**Table 30 - 2015 Kentucky Long Term Care Facility Patient Origin
Facility ADD and Facility by Patient County of Residence**

ADD	Facility Name	Patient County	Under 65	65-74	75-84	Over 85	Unknown
		TRIGG	1	0	0	0	0
		UNION	1	0	0	0	0
		WARREN	1	4	2	2	0
		Total	30	38	27	21	0
		ADD:2 Total	220	287	450	552	2
ADD:3	Beaver Dam Nursing and Rehab Center	BUTLER	0	0	3	0	0
		DAVISS	1	0	2	4	0
		GRAYSON	0	0	1	0	0
		HARDIN	0	0	0	1	0
		MUHLENBERG	1	1	0	1	0
		OHIO	1	10	14	15	0
		WARREN	1	0	0	0	0
		Total	4	11	20	21	0
	Breckinridge Place	CRITTENDEN	0	0	0	1	0
		HENDERSON	0	0	0	1	0
		UNION	2	0	5	6	0
		WEBSTER	0	0	0	1	0
		Total	2	0	5	9	0
	Carmel Home	DAVISS	0	0	7	21	0
		IL	0	0	0	2	0
		JEFFERSON	0	0	0	2	0
		MO	0	0	0	1	0
		OHIO	0	0	0	1	0
		Other	0	0	0	2	0
		Total	0	0	7	29	0
	Fordsville Nursing and Rehabilitation Center	BRECKINRIDGE	0	2	1	2	0

**Table 30 - 2015 Kentucky Long Term Care Facility Patient Origin
Facility ADD and Facility by Patient County of Residence**

ADD	Facility Name	Patient County	Under 65	65-74	75-84	Over 85	Unknown
		BUTLER	0	0	0	1	0
		DAVISS	3	6	5	1	0
		GRAYSON	1	1	0	1	0
		HARDIN	1	0	1	0	0
		JEFFERSON	2	2	0	0	0
		MCLEAN	2	0	0	0	0
		NELSON	1	0	0	0	0
		OHIO	5	4	5	6	0
		Other	0	0	0	1	0
		PULASKI	0	0	0	1	0
		WARREN	3	0	1	0	0
		Total	18	15	13	13	0
	Heartland Villa Care and Rehabilitation Center Community						
		BRECKINRIDGE	0	2	0	2	0
		DAVISS	1	6	5	10	0
		HANCOCK	0	1	8	6	0
		IN	0	0	0	2	0
		OHIO	0	0	0	1	0
		Other	0	1	0	0	0
		Total	1	10	13	21	0
	Henderson Nursing and Rehabilitation Center						
		DAVISS	1	0	0	0	0
		HENDERSON	8	12	11	10	1
		HOPKINS	2	0	3	0	0
		MCLEAN	2	0	0	0	0
		PIKE	0	0	1	0	0
		UNION	2	6	0	0	0
		WEBSTER	1	2	4	0	0
		Total	16	20	19	10	1
	Hermitage Care and Rehabilitation Center						
		BARREN	0	0	0	1	0

**Table 30 - 2015 Kentucky Long Term Care Facility Patient Origin
Facility ADD and Facility by Patient County of Residence**

ADD	Facility Name	Patient County	Under 65	65-74	75-84	Over 85	Unknown
		BRECKINRIDGE	0	1	0	0	0
		DAVISS	1	4	14	28	0
		GRAVES	0	0	0	1	0
		HANCOCK	0	0	0	1	0
		Other	4	4	8	13	0
		WARREN	0	0	0	1	0
		Total	5	9	22	45	0
	Morganfield Nursing and Rehabilitation Center						
		CRITTENDEN	1	0	0	1	0
		DAVISS	0	0	1	1	0
		HENDERSON	2	0	1	3	0
		HOPKINS	0	1	1	0	0
		IL	0	1	1	0	0
		UNION	5	5	10	15	0
		WEBSTER	0	1	1	0	0
		Total	8	8	15	20	0
	Owensboro Center						
		BRECKINRIDGE	0	0	1	0	0
		DAVISS	20	23	32	40	0
		HANCOCK	0	1	0	2	0
		HENDERSON	1	0	0	0	0
		HOPKINS	1	0	0	0	0
		LAWRENCE	0	0	0	1	0
		MCLEAN	0	0	0	1	0
		MUHLENBERG	1	0	0	0	0
		OHIO	0	0	0	1	0
		Total	23	24	33	45	0
	Owensboro Health						
		DAVISS	3	4	4	5	0
		HANCOCK	0	0	1	0	0
		MUHLENBERG	1	0	1	0	0

**Table 30 - 2015 Kentucky Long Term Care Facility Patient Origin
Facility ADD and Facility by Patient County of Residence**

ADD	Facility Name	Patient County	Under 65	65-74	75-84	Over 85	Unknown
		SPENCER	0	1	0	0	0
		Total	4	5	6	5	0
	Redbanks	CALDWELL	0	0	0	1	0
		CALLOWAY	0	0	0	1	0
		DAVISS	1	2	2	2	0
		HENDERSON	15	16	30	80	0
		HOPKINS	0	2	0	2	0
		IN	0	1	1	0	0
		JEFFERSON	1	0	1	0	0
		MCLEAN	0	0	1	2	0
		Other	1	1	0	1	0
		TRIGG	0	0	0	1	0
		UNION	1	1	3	4	0
		WARREN	0	0	1	1	0
		WEBSTER	1	1	2	2	0
		Total	20	24	41	97	0
	Redbanks Colonial Terrace	CHRISTIAN	1	0	0	0	0
		DAVISS	3	0	1	1	0
		HENDERSON	2	2	2	5	0
		HOPKINS	1	0	2	2	0
		IL	0	1	0	0	0
		IN	1	0	0	1	0
		MCLEAN	1	0	1	0	0
		TN	0	0	1	0	0
		UNION	5	0	4	4	0
		WEBSTER	0	7	17	14	0
		Total	14	10	28	27	0

**Table 30 - 2015 Kentucky Long Term Care Facility Patient Origin
Facility ADD and Facility by Patient County of Residence**

ADD	Facility Name	Patient County	Under 65	65-74	75-84	Over 85	Unknown
	Riverside Care & Rehab Ctr	BUTLER	0	0	2	0	0
		DAVISS	0	4	4	12	0
		HANCOCK	0	1	0	0	0
		HENDERSON	0	0	0	2	0
		HOPKINS	0	1	0	0	0
		MARSHALL	0	0	0	1	0
		MCLEAN	1	11	14	15	0
		MUHLENBERG	1	2	0	0	0
		OHIO	0	1	0	0	0
		UNION	0	0	1	0	0
		Total	2	20	21	30	0
	Shemwell Nursing Home	CALLOWAY	0	0	0	1	0
		HENDERSON	0	0	0	3	0
		HOPKINS	0	0	0	4	0
		LYON	0	0	0	1	0
		Other	0	0	0	1	0
		UNION	0	0	0	4	0
		WEBSTER	0	0	1	6	0
		Total	0	0	1	20	0
	Signature Healthcare at Hillcrest	DAVISS	12	21	35	63	0
		Total	12	21	35	63	0
	Signature Healthcare of Hartford Rehab and Wellness	BUTLER	0	0	2	2	0
		DAVISS	4	2	4	1	0
		GRAYSON	0	0	0	1	0
		HANCOCK	1	0	0	0	0
		HENDERSON	0	0	1	0	0
		MCLEAN	0	1	1	0	0

**Table 30 - 2015 Kentucky Long Term Care Facility Patient Origin
Facility ADD and Facility by Patient County of Residence**

ADD	Facility Name	Patient County	Under 65	65-74	75-84	Over 85	Unknown
		MUHLENBERG	0	0	1	0	0
		OHIO	7	17	14	25	0
		WARREN	0	0	0	1	0
		Total	12	20	23	30	0
	Twin Rivers Nursing and Rehab Center						
		DAVIESS	23	25	25	21	0
		HARDIN	2	0	0	0	0
		HOPKINS	2	0	0	0	0
		MADISON	2	0	0	0	0
		MCCRACKEN	1	0	0	0	0
		MCLEAN	0	0	3	0	0
		MUHLENBERG	1	0	0	0	0
		Total	31	25	28	21	0
	Wellington Parc of Owensboro						
		DAVIESS	0	4	16	34	0
		FULTON	0	0	1	0	0
		HANCOCK	0	1	1	0	0
		IL	0	1	0	0	0
		IN	0	0	1	0	0
		JEFFERSON	0	0	0	1	0
		MCLEAN	0	0	3	1	0
		MUHLENBERG	0	0	0	1	0
		OHIO	0	0	2	0	0
		Other	0	0	1	0	0
		TN	0	1	0	0	0
		WARREN	0	0	1	1	0
		WEBSTER	0	0	0	1	0
		Total	0	7	26	39	0
		ADD:3 Total	172	229	356	545	1

**Table 30 - 2015 Kentucky Long Term Care Facility Patient Origin
Facility ADD and Facility by Patient County of Residence**

ADD	Facility Name	Patient County	Under 65	65-74	75-84	Over 85	Unknown
ADD:4	Auburn Health Care	EDMONSON	0	0	1	0	0
		HART	0	0	1	0	0
		LOGAN	5	4	16	14	0
		SIMPSON	2	0	1	3	0
		SPENCER	0	0	0	1	0
		TN	0	0	0	1	0
		TODD	0	1	0	0	0
		WARREN	2	0	1	1	0
		Total	9	5	20	20	0
	Bowling Green Nursing and Rehabilitation	ALLEN	1	0	0	0	0
		BARREN	0	0	1	0	0
		CALLOWAY	0	0	1	0	0
		EDMONSON	0	0	0	1	0
		LOGAN	1	0	0	0	0
		OHIO	0	0	1	0	0
		SIMPSON	1	0	0	0	0
		WARREN	14	11	17	8	0
		Total	17	11	20	9	0
	Cal Turner Rehab and Specialty Care	ALLEN	10	9	30	31	0
		BARREN	1	0	0	2	0
		BUTLER	0	1	1	0	0
		MONROE	0	0	0	1	0
		MUHLENBERG	1	0	0	0	0
		Other	1	0	0	0	0
		TN	0	0	1	0	0
		WARREN	7	1	6	4	0
		Total	20	11	38	38	0

**Table 30 - 2015 Kentucky Long Term Care Facility Patient Origin
Facility ADD and Facility by Patient County of Residence**

ADD	Facility Name	Patient County	Under 65	65-74	75-84	Over 85	Unknown
	Christian Health Center, Bowling Green	LOGAN	0	0	0	1	0
		WARREN	0	2	4	14	0
		Total	0	2	4	15	0
	Colonial Center	ALLEN	0	0	1	1	0
		BARREN	1	0	0	0	0
		BUTLER	0	0	0	1	0
		EDMONSON	0	0	2	0	0
		JEFFERSON	0	0	1	0	0
		LOGAN	0	0	0	1	0
		WARREN	3	2	9	24	0
		Total	4	2	13	27	0
	Creekwood Place Nursing and Rehab Center	LOGAN	10	22	8	36	0
		Other	1	2	1	0	0
		TODD	1	1	1	1	0
		WARREN	1	0	0	1	0
		Total	13	25	10	38	0
	Diversicare of Glasgow	BARREN	4	5	21	40	0
		HART	0	1	0	1	0
		JEFFERSON	0	0	0	1	0
		METCALFE	0	1	2	4	0
		MONROE	0	1	3	1	0
		TAYLOR	0	0	0	1	0
		WARREN	0	2	2	0	0
		Total	4	10	28	48	0
	Edmonson Center	ALLEN	0	0	1	0	0
		BARREN	0	0	0	1	0

**Table 30 - 2015 Kentucky Long Term Care Facility Patient Origin
Facility ADD and Facility by Patient County of Residence**

ADD	Facility Name	Patient County	Under 65	65-74	75-84	Over 85	Unknown
		BUTLER	0	0	1	1	0
		EDMONSON	5	11	16	19	0
		GRAYSON	1	2	1	1	0
		PERRY	0	1	0	0	0
		WARREN	0	2	4	2	0
		Total	6	16	23	24	0
	Franklin-Simpson Nursing and Rehabilitation						
		ALLEN	2	0	0	0	0
		BARREN	0	2	1	0	0
		CHRISTIAN	1	0	0	0	0
		LOGAN	2	0	1	0	0
		OHIO	0	0	0	1	0
		SIMPSON	9	13	18	16	0
		TN	0	0	1	0	0
		WARREN	2	1	7	0	0
		Total	16	16	28	17	0
	Glasgow Health and Rehabilitation Center						
		ALLEN	0	0	1	0	0
		BARREN	8	8	13	14	0
		CUMBERLAND	1	0	0	0	0
		GREEN	0	0	1	0	0
		HART	2	0	3	3	0
		JEFFERSON	0	0	1	0	0
		METCALFE	0	0	1	0	0
		WARREN	0	1	0	1	0
		Total	11	9	20	18	0
	Glasgow State Nursing Facility						
		ADAIR	0	0	2	1	0
		ALLEN	2	0	0	0	0
		BARREN	1	5	3	1	0
		BOYD	0	0	1	0	0

**Table 30 - 2015 Kentucky Long Term Care Facility Patient Origin
Facility ADD and Facility by Patient County of Residence**

ADD	Facility Name	Patient County	Under 65	65-74	75-84	Over 85	Unknown
		BOYLE	0	0	1	0	0
		BUTLER	0	0	0	1	0
		CAMPBELL	0	0	2	0	0
		CARROLL	0	0	0	1	0
		CHRISTIAN	0	1	0	0	0
		CUMBERLAND	0	1	0	0	0
		DAVIESS	0	0	1	0	0
		FAYETTE	1	5	1	0	0
		FLOYD	0	0	0	1	0
		FRANKLIN	0	1	0	0	0
		GREEN	1	1	1	0	0
		HARRISON	1	1	0	0	0
		HART	0	1	0	1	0
		JEFFERSON	6	0	0	1	0
		JESSAMINE	1	0	0	0	0
		KENTON	1	1	0	0	0
		LAUREL	0	0	1	0	0
		LEE	0	1	0	0	0
		METCALFE	1	0	1	1	0
		OLDHAM	1	0	0	0	0
		PULASKI	0	2	0	0	0
		RUSSELL	0	0	1	0	0
		SHELBY	0	0	1	0	0
		TAYLOR	1	1	0	0	0
		WARREN	1	3	3	1	0
		WOLFE	0	1	0	0	0
		Total	18	25	19	9	0
	Glenview Health Care Facility						
		ADAIR	1	0	1	0	0
		ALLEN	1	0	0	0	0
		BARREN	5	4	9	17	0

**Table 30 - 2015 Kentucky Long Term Care Facility Patient Origin
Facility ADD and Facility by Patient County of Residence**

ADD	Facility Name	Patient County	Under 65	65-74	75-84	Over 85	Unknown
		BULLITT	0	0	1	0	0
		CUMBERLAND	1	0	0	0	0
		EDMONSON	0	0	0	1	0
		HART	1	1	1	0	0
		METCALFE	2	0	2	1	0
		MONROE	2	1	0	0	0
		PULASKI	1	0	0	0	0
		TAYLOR	0	0	1	0	0
		WHITLEY	0	0	1	0	0
		Total	14	6	16	19	0
	Greenwood Nursing and Rehabilitation						
		WARREN	14	23	43	45	0
		Total	14	23	43	45	0
	Hopkins Center						
		ALLEN	0	1	0	0	0
		BARREN	0	1	0	0	0
		LOGAN	0	2	0	2	0
		SIMPSON	1	3	6	3	0
		TN	0	0	0	1	0
		WARREN	0	2	10	18	0
		Total	1	9	16	24	0
	Magnolia Village Care						
		ADAIR	0	0	1	0	0
		ALLEN	0	0	1	0	0
		BARREN	0	1	0	1	0
		CUMBERLAND	0	0	1	0	0
		EDMONSON	0	2	1	0	0
		MONROE	0	0	0	1	0
		OHIO	0	1	0	0	0
		RUSSELL	0	0	0	1	0
		SIMPSON	0	0	1	1	0

**Table 30 - 2015 Kentucky Long Term Care Facility Patient Origin
Facility ADD and Facility by Patient County of Residence**

ADD	Facility Name	Patient County	Under 65	65-74	75-84	Over 85	Unknown
		WARREN	1	2	18	20	0
		Total	1	6	23	24	0
	Metcalfe Health Care Center						
		ADAIR	1	0	0	2	0
		BARREN	0	0	2	1	0
		CLINTON	0	1	0	0	0
		CUMBERLAND	0	0	1	1	0
		GREEN	0	0	2	0	0
		IN	0	0	0	1	0
		METCALFE	6	11	13	14	0
		MO	0	0	0	1	0
		MONROE	0	1	1	1	0
		OH	0	1	0	0	0
		Other	0	1	1	4	0
		UNION	0	0	1	0	0
		Total	7	15	21	25	0
	Morgantown Care and Rehabilitation Center						
		BUTLER	8	10	42	31	0
		DAVISS	0	1	0	0	0
		GRAYSON	0	0	3	0	0
		LIVINGSTON	0	0	0	1	0
		LOGAN	1	2	1	0	0
		OHIO	0	1	0	0	0
		WARREN	0	3	6	6	0
		Total	9	17	52	38	0
	NHC HealthCare, Glasgow						
		BARREN	10	20	10	51	0
		CHRISTIAN	0	1	0	0	0
		CLINTON	0	0	0	2	0
		HART	0	2	2	12	0

**Table 30 - 2015 Kentucky Long Term Care Facility Patient Origin
Facility ADD and Facility by Patient County of Residence**

ADD	Facility Name	Patient County	Under 65	65-74	75-84	Over 85	Unknown
		METCALFE	2	4	5	25	0
		MONROE	7	1	5	3	0
		TN	0	1	0	0	0
		Total	19	29	22	93	0
	Signature Healthcare Bowling Green						
		ALLEN	0	1	2	3	0
		BARREN	0	1	0	2	0
		BUTLER	0	1	1	1	0
		CHRISTIAN	1	0	0	0	0
		DAVISS	0	1	0	0	0
		EDMONSON	1	0	2	0	0
		GRAYSON	0	1	1	0	0
		HARDIN	0	0	1	0	0
		HART	1	0	0	0	0
		LOGAN	0	1	3	4	0
		MONROE	0	0	0	1	0
		SIMPSON	0	1	1	1	0
		TODD	0	0	0	1	0
		WARREN	14	23	32	33	0
		Total	17	30	43	46	0
	Signature Healthcare of Hart County						
		BARREN	0	4	9	9	0
		EDMONSON	0	0	0	1	0
		GRAYSON	0	0	2	1	0
		GREEN	0	0	1	0	0
		HARDIN	0	0	0	2	0
		HART	5	4	18	29	0
		LARUE	0	1	1	0	0
		METCALFE	1	1	1	1	0
		WARREN	0	0	1	2	0
		Total	6	10	33	45	0

**Table 30 - 2015 Kentucky Long Term Care Facility Patient Origin
Facility ADD and Facility by Patient County of Residence**

ADD	Facility Name	Patient County	Under 65	65-74	75-84	Over 85	Unknown
	Signature HealthCare of Monroe County Rehab	BARREN	0	0	0	1	0
		BELL	0	0	1	0	0
		METCALFE	1	2	1	0	0
		MONROE	6	13	28	39	0
		Other	0	0	1	0	0
		TN	0	0	1	4	0
		Total	7	15	32	44	0
	T J Samson Community Hospital Skilled Nursing Unit	ADAIR	0	1	0	0	0
		BARREN	1	2	0	0	0
		METCALFE	1	0	0	0	0
		MONROE	0	1	0	0	0
		Total	2	4	0	0	0
		ADD:4 Total	215	296	524	666	0
ADD:5	Brandenburg Nursing and Rehabilitation	BRECKINRIDGE	1	1	5	1	0
		BULLITT	0	0	1	0	0
		CAMPBELL	1	0	0	0	0
		HARDIN	0	0	1	0	0
		IN	0	1	1	0	0
		JEFFERSON	0	0	0	2	0
		MCCRACKEN	1	0	0	0	0
		MEADE	5	7	10	10	0
		WARREN	0	0	1	0	0
		Total	8	9	19	13	0
	Breckinridge Memorial Nursing Facility	BRECKINRIDGE	0	0	6	12	0
		Total	0	0	6	12	0

**Table 30 - 2015 Kentucky Long Term Care Facility Patient Origin
Facility ADD and Facility by Patient County of Residence**

ADD	Facility Name	Patient County	Under 65	65-74	75-84	Over 85	Unknown
	Cedars Of Lebanon Nursing Center	ADAIR	0	1	0	0	0
		CASEY	1	0	0	0	0
		JEFFERSON	0	0	1	0	0
		LINCOLN	0	0	1	0	0
		MADISON	1	0	0	0	0
		MARION	8	12	18	16	0
		METCALFE	0	1	0	0	0
		RUSSELL	1	0	0	1	0
		TAYLOR	2	1	1	2	0
		WASHINGTON	1	1	1	1	0
		Total	14	16	22	20	0
	Colonial Health and Rehabilitation Center	BARREN	0	1	0	0	0
		BULLITT	0	2	1	1	0
		FAYETTE	0	0	2	0	0
		HARDIN	0	0	1	1	0
		NELSON	4	6	17	23	0
		WASHINGTON	0	0	0	1	0
		Total	4	9	21	26	0
	Elizabethtown Nursing and Rehab	BRECKINRIDGE	2	0	1	0	0
		BULLITT	0	1	0	0	0
		HARDIN	9	8	16	11	0
		JEFFERSON	0	0	1	0	0
		LARUE	0	1	2	0	0
		MEADE	1	2	0	0	0
		NELSON	0	1	0	0	0
		Total	12	13	20	11	0
	Flaget Memorial Hospital	ADAIR	0	1	0	0	0

**Table 30 - 2015 Kentucky Long Term Care Facility Patient Origin
Facility ADD and Facility by Patient County of Residence**

ADD	Facility Name	Patient County	Under 65	65-74	75-84	Over 85	Unknown
		GREEN	0	1	0	0	0
		NELSON	0	1	3	1	0
		WASHINGTON	0	1	0	1	0
		Total	0	4	3	2	0
	Grayson Manor	BRECKINRIDGE	1	1	0	1	0
		EDMONSON	0	0	2	0	0
		GRAYSON	3	8	23	15	0
		HARDIN	0	0	1	0	0
		JEFFERSON	0	2	1	1	0
		LAUREL	0	0	1	0	0
		TRIMBLE	0	0	0	1	0
		WARREN	1	0	0	0	0
		Total	5	11	28	18	0
	Hardinsburg Nursing and Rehabilitation	BRECKINRIDGE	4	9	15	15	0
		CUMBERLAND	0	0	0	1	0
		GRAYSON	0	0	2	2	0
		GREEN	0	0	1	0	0
		HANCOCK	0	0	1	0	0
		HARDIN	0	0	2	0	0
		IN	1	0	0	0	0
		MEADE	1	0	0	2	0
		Total	6	9	21	20	0
	Helmwood Healthcare Center	HARDIN	1	1	9	43	0
		JEFFERSON	0	0	1	0	0
		LARUE	1	0	1	0	0
		Total	2	1	11	43	0
	Kensington Center	ALLEN	0	1	0	0	0

**Table 30 - 2015 Kentucky Long Term Care Facility Patient Origin
Facility ADD and Facility by Patient County of Residence**

ADD	Facility Name	Patient County	Under 65	65-74	75-84	Over 85	Unknown
		GRAYSON	0	1	1	6	0
		HARDIN	0	10	18	29	0
		HART	0	1	0	0	0
		JEFFERSON	0	0	0	1	0
		MARION	0	1	0	0	0
		MEADE	0	0	2	0	0
		NELSON	1	0	1	1	0
		TAYLOR	1	1	0	0	0
		Total	2	15	22	37	0
	Life Care Center of Bardstown						
		ANDERSON	0	0	0	1	0
		BULLITT	0	0	1	1	0
		HARDIN	0	1	0	2	0
		HART	1	0	0	0	0
		JEFFERSON	1	1	0	0	0
		LINCOLN	0	0	1	0	0
		MARION	0	0	0	2	0
		NELSON	9	11	15	25	0
		TAYLOR	1	0	0	1	0
		WARREN	0	1	2	2	0
		Total	12	14	19	34	0
	Loretto Motherhouse Infirmary						
		JEFFERSON	0	1	1	1	0
		MARION	0	3	7	8	0
		MO	0	0	4	14	0
		NELSON	1	1	3	4	0
		Other	0	1	1	3	0
		WASHINGTON	0	0	1	3	0
		Total	1	6	17	33	0
	North Hardin Health and Rehabilitation Center						
		BRECKINRIDGE	1	0	0	1	0

**Table 30 - 2015 Kentucky Long Term Care Facility Patient Origin
Facility ADD and Facility by Patient County of Residence**

ADD	Facility Name	Patient County	Under 65	65-74	75-84	Over 85	Unknown
		BULLITT	0	0	2	0	0
		HARDIN	12	10	30	42	0
		HART	0	0	0	1	0
		IL	0	0	0	1	0
		JEFFERSON	0	0	0	1	0
		LARUE	1	0	1	2	0
		LESLIE	0	0	0	1	0
		MEADE	0	2	4	4	0
		NELSON	0	1	0	0	0
		Other	0	0	0	1	0
		TRIGG	1	0	0	0	0
		Total	15	13	37	54	0
	Nursing Facility of Hardin Memorial Hospital						
		GRAYSON	0	0	1	0	0
		HARDIN	1	2	5	2	0
		MEADE	0	1	0	0	0
		NELSON	0	0	1	0	0
		WASHINGTON	0	1	0	0	0
		Total	1	4	7	2	0
	Sansbury Care Center						
		JEFFERSON	0	0	0	2	0
		NELSON	0	0	0	2	0
		Other	0	0	0	11	0
		TN	0	0	0	5	0
		WASHINGTON	0	1	5	20	0
		Total	0	1	5	40	0
	Signature Healthcare of Elizabethtown						
		ADAIR	0	0	1	0	0
		BRECKINRIDGE	1	1	1	0	0
		BULLITT	0	0	1	0	0
		FAYETTE	0	1	0	0	0

**Table 30 - 2015 Kentucky Long Term Care Facility Patient Origin
Facility ADD and Facility by Patient County of Residence**

ADD	Facility Name	Patient County	Under 65	65-74	75-84	Over 85	Unknown
		GRAYSON	3	1	1	2	0
		HARDIN	9	13	7	14	0
		HART	1	0	0	0	0
		LARUE	0	1	4	7	0
		LAUREL	0	1	0	0	0
		MEADE	0	1	1	2	0
		NELSON	0	0	0	1	0
		Other	1	0	0	0	0
		SPENCER	1	1	0	0	0
		TAYLOR	0	1	0	1	0
		Total	16	21	16	27	0
	Spring View Health and Rehab Center						
		GRAYSON	13	4	17	13	0
		IL	0	0	1	0	0
		JEFFERSON	2	0	0	0	0
		Other	0	1	5	3	0
		WARREN	1	0	0	0	0
		Total	16	5	23	16	0
	Springfield Nursing and Rehabilitation Center						
		BOYLE	0	2	1	1	0
		CLARK	0	0	1	0	0
		FAYETTE	1	0	0	3	0
		GARRARD	0	1	0	0	0
		HARDIN	0	1	0	0	0
		HARRISON	0	0	1	0	0
		IN	0	0	1	0	0
		JESSAMINE	0	0	1	0	0
		LINCOLN	2	0	1	0	0
		MADISON	0	0	0	2	0
		MARION	3	4	4	5	0
		MERCER	2	0	0	2	0

**Table 30 - 2015 Kentucky Long Term Care Facility Patient Origin
Facility ADD and Facility by Patient County of Residence**

ADD	Facility Name	Patient County	Under 65	65-74	75-84	Over 85	Unknown
		NELSON	1	4	2	0	0
		TAYLOR	1	0	0	0	0
		WASHINGTON	3	5	9	5	0
		Total	13	17	21	18	0
	Sunrise Manor Nursing Home	BRECKINRIDGE	0	1	0	0	0
		GREEN	0	0	1	0	0
		HARDIN	2	5	12	16	0
		HART	0	0	0	1	0
		JEFFERSON	0	1	1	0	0
		LARUE	5	8	25	24	0
		MARION	1	0	1	0	0
		MEADE	0	1	1	0	0
		NELSON	0	0	3	1	0
		SCOTT	1	0	0	0	0
		TAYLOR	1	2	1	4	0
		WARREN	0	0	1	0	0
		Total	10	18	46	46	0
	The Village of Lebanon II	GREEN	0	0	1	0	0
		MARION	0	3	3	10	0
		WASHINGTON	0	0	1	7	0
		Total	0	3	5	17	0
	Village of Lebanon II	MARION	1	2	3	4	0
		NELSON	0	0	0	1	0
		TAYLOR	0	0	2	0	0
		WASHINGTON	0	0	0	2	0
		Total	1	2	5	7	0
		ADD:5 Total	138	191	374	496	0

**Table 30 - 2015 Kentucky Long Term Care Facility Patient Origin
Facility ADD and Facility by Patient County of Residence**

ADD	Facility Name	Patient County	Under 65	65-74	75-84	Over 85	Unknown
ADD:6							
	Baptist Health La Grange	CARROLL	0	0	1	0	0
		HENRY	0	0	4	1	0
		IN	0	0	0	1	0
		JEFFERSON	0	0	0	1	0
		OLDHAM	0	1	2	4	0
		TRIMBLE	0	0	0	1	0
		Total	0	1	7	8	0
	Brownsboro Hills Nursing Home	JEFFERSON	25	21	16	21	0
		Total	25	21	16	21	0
	Christian Health Center of Louisville	JEFFERSON	9	19	33	44	0
		SHELBY	1	0	0	0	0
		Total	10	19	33	44	0
	Christian Health Center West	JEFFERSON	29	30	18	10	0
		Total	29	30	18	10	0
	Crestview Center	BRECKINRIDGE	0	0	1	0	0
		FRANKLIN	1	1	0	2	0
		HENRY	2	1	0	1	0
		IN	0	0	1	0	0
		JEFFERSON	2	1	0	0	0
		MCCREARY	0	1	0	1	0
		SHELBY	3	7	8	17	0
		Total	8	11	10	21	0
	Diversicare of Seneca Place	BULLITT	0	0	1	0	0
		JEFFERSON	4	8	10	58	0

**Table 30 - 2015 Kentucky Long Term Care Facility Patient Origin
Facility ADD and Facility by Patient County of Residence**

ADD	Facility Name	Patient County	Under 65	65-74	75-84	Over 85	Unknown
		Other	1	0	2	0	0
		Total	5	8	13	58	0
	Eastern Star Home in KY	BULLITT	0	0	0	2	0
		CARTER	0	0	1	0	0
		DAVISS	0	0	0	1	0
		ESTILL	0	0	1	0	0
		GRAYSON	0	0	0	1	0
		HARLAN	0	0	0	1	0
		IL	0	0	0	1	0
		IN	0	0	0	1	0
		JEFFERSON	0	0	1	3	0
		NELSON	0	0	1	0	0
		OH	0	0	0	1	0
		PULASKI	0	0	0	1	0
		Total	0	0	4	12	0
	Episcopal Church Home	JEFFERSON	1	8	31	44	0
		Total	1	8	31	44	0
	Essex Nursing and Rehabilitation Center	ADAIR	0	0	0	2	0
		ALLEN	0	0	1	0	0
		BELL	0	0	1	0	0
		BOYLE	0	0	0	1	0
		BULLITT	0	0	0	1	0
		BUTLER	0	0	0	1	0
		CASEY	0	0	0	2	0
		DAVISS	1	0	0	1	0
		EDMONSON	0	0	0	2	0
		FRANKLIN	0	1	0	0	0

**Table 30 - 2015 Kentucky Long Term Care Facility Patient Origin
Facility ADD and Facility by Patient County of Residence**

ADD	Facility Name	Patient County	Under 65	65-74	75-84	Over 85	Unknown
		GRAYSON	0	0	1	2	0
		HARDIN	1	1	1	2	0
		HART	0	1	0	0	0
		HENRY	0	0	0	1	0
		JEFFERSON	12	30	22	0	0
		LARUE	0	0	1	1	0
		MADISON	0	0	1	0	0
		MARION	0	0	1	0	0
		MCLEAN	0	0	0	1	0
		MEADE	0	0	1	0	0
		NELSON	0	0	1	0	0
		OHIO	0	1	0	2	0
		PERRY	0	0	1	0	0
		ROCKCASTLE	0	0	0	1	0
		RUSSELL	0	0	1	0	0
		SHELBY	0	1	0	0	0
		SIMPSON	1	0	0	0	0
		SPENCER	0	0	0	1	0
		TN	0	0	3	1	0
		TODD	0	0	0	1	0
		VA	0	1	2	1	0
		WARREN	0	0	2	0	0
		WEBSTER	0	0	0	1	0
		Total	15	36	40	25	0
	Forest Springs Health Campus						
		JEFFERSON	1	3	12	13	0
		NELSON	0	0	0	1	0
		OLDHAM	0	0	1	3	0
		Total	1	3	13	17	0

**Table 30 - 2015 Kentucky Long Term Care Facility Patient Origin
Facility ADD and Facility by Patient County of Residence**

ADD	Facility Name	Patient County	Under 65	65-74	75-84	Over 85	Unknown
	Franciscan Health Care Center	JEFFERSON	5	13	19	45	0
		Total	5	13	19	45	0
	Friendship Manor Nursing Home	BULLITT	0	1	0	2	0
		CARROLL	4	1	6	3	0
		GREENUP	0	0	1	0	0
		HENRY	1	1	2	2	0
		JEFFERSON	4	4	6	9	0
		OLDHAM	2	9	15	45	0
		PENDLETON	0	0	0	2	0
		SHELBY	0	0	2	2	0
		TRIMBLE	0	0	0	2	0
		Total	11	16	32	67	0
	Georgetown Manor	CLARK	0	0	0	1	0
		GRAYSON	0	0	0	1	0
		JEFFERSON	18	20	27	33	0
		Total	18	20	27	35	0
	Glen Ridge Health Campus	JEFFERSON	2	7	13	17	0
		Total	2	7	13	17	0
	Golden Living Center - Camelot	IN	0	1	0	0	0
		JEFFERSON	23	32	40	41	0
		OHIO	0	0	1	0	0
		Total	23	33	41	41	0
	Golden Living Center - Hillcreek	JEFFERSON	39	39	28	33	0
		Total	39	39	28	33	0

**Table 30 - 2015 Kentucky Long Term Care Facility Patient Origin
Facility ADD and Facility by Patient County of Residence**

ADD	Facility Name	Patient County	Under 65	65-74	75-84	Over 85	Unknown
	Golden Living Center - Mt Holly	BRECKINRIDGE	1	0	0	0	0
		JEFFERSON	45	18	17	12	0
		Other	1	1	0	0	0
		SIMPSON	0	1	0	0	0
		Total	47	20	17	12	0
	Golden Living Center - St. Matthews	JEFFERSON	3	20	60	24	0
		Total	3	20	60	24	0
	Green Meadows Healthcare Center 1	BRECKINRIDGE	0	1	0	0	0
		BULLITT	2	8	17	29	0
		ESTILL	0	0	0	1	0
		HARDIN	0	0	0	1	0
		HENDERSON	0	0	0	1	0
		IN	0	0	0	1	0
		JEFFERSON	0	8	3	19	0
		NELSON	2	0	0	0	0
		Other	0	1	0	0	0
		SPENCER	0	0	1	0	0
		TAYLOR	1	0	0	0	0
		Total	5	18	21	52	0
	Highlands Nursing and Rehabilitation Center (Louisville)	BULLITT	0	1	0	1	0
		CLARK	0	1	0	0	0
		HARDIN	0	0	1	0	0
		JEFFERSON	46	30	26	22	0
		JESSAMINE	0	0	0	1	0
		LAWRENCE	0	1	1	0	0
		NELSON	0	0	1	0	0
		OLDHAM	1	0	1	1	0

**Table 30 - 2015 Kentucky Long Term Care Facility Patient Origin
Facility ADD and Facility by Patient County of Residence**

ADD	Facility Name	Patient County	Under 65	65-74	75-84	Over 85	Unknown
		Other	1	0	1	0	0
		PULASKI	0	0	1	0	0
		SHELBY	0	0	1	0	0
		TN	1	0	0	0	0
		Total	49	33	33	25	0
	Home of the Innocents	BOONE	1	0	0	0	0
		BOURBON	1	0	0	0	0
		BRECKINRIDGE	1	0	0	0	0
		BULLITT	1	0	0	0	0
		CAMPBELL	1	0	0	0	0
		CHRISTIAN	1	0	0	0	0
		FAYETTE	1	0	0	0	0
		GRAYSON	1	0	0	0	0
		HARLAN	3	0	0	0	0
		HENDERSON	1	0	0	0	0
		HOPKINS	1	0	0	0	0
		IL	2	0	0	0	0
		IN	1	0	0	0	0
		JEFFERSON	37	0	0	0	0
		KENTON	2	0	0	0	0
		LETCHER	1	0	0	0	0
		LOGAN	1	0	0	0	0
		MADISON	2	0	0	0	0
		MARION	1	0	0	0	0
		MARSHALL	1	0	0	0	0
		MONTGOMERY	1	0	0	0	0
		NELSON	1	0	0	0	0
		OLDHAM	2	0	0	0	0
		PIKE	1	0	0	0	0
		PULASKI	1	0	0	0	0

**Table 30 - 2015 Kentucky Long Term Care Facility Patient Origin
Facility ADD and Facility by Patient County of Residence**

ADD	Facility Name	Patient County	Under 65	65-74	75-84	Over 85	Unknown
		SCOTT	1	0	0	0	0
		SHELBY	2	0	0	0	0
		WARREN	1	0	0	0	0
		WEBSTER	1	0	0	0	0
		Total	72	0	0	0	0
	Homestead Nursing Center of New Castle	ANDERSON	1	0	0	0	0
		FAYETTE	1	2	1	0	0
		FRANKLIN	0	1	0	0	0
		HENRY	2	4	6	14	0
		IN	0	1	0	0	0
		JEFFERSON	0	0	1	1	0
		KENTON	1	0	0	0	0
		OLDHAM	0	0	1	6	0
		SHELBY	0	2	3	4	0
		Total	5	10	12	25	0
	Jefferson Manor Health and Rehab	DAVIESS	0	1	0	0	0
		FAYETTE	0	0	0	1	0
		HARDIN	0	0	1	0	0
		IN	0	1	0	0	0
		JEFFERSON	5	3	16	40	0
		OLDHAM	0	0	2	14	0
		Other	0	0	4	0	0
		SHELBY	1	0	0	2	0
		Total	6	5	23	57	0
	Jefferson Place Health and Rehab	JEFFERSON	3	24	36	24	0
		Total	3	24	36	24	0
	Kindred Hospital - Louisville	FAYETTE	1	1	0	0	0

**Table 30 - 2015 Kentucky Long Term Care Facility Patient Origin
Facility ADD and Facility by Patient County of Residence**

ADD	Facility Name	Patient County	Under 65	65-74	75-84	Over 85	Unknown
		HARDIN	2	0	0	0	0
		IN	1	0	0	0	0
		JEFFERSON	25	10	3	2	0
		PIKE	0	1	0	0	0
		Total	29	12	3	2	0
	Kindred Nursing and Rehabilitation-Bashford						
		ADAIR	0	1	0	0	0
		BULLITT	2	0	0	0	0
		FAYETTE	0	1	0	1	0
		HARDIN	2	0	1	0	0
		HOPKINS	1	0	0	0	0
		IN	1	0	0	0	0
		JEFFERSON	36	16	25	18	0
		JESSAMINE	0	0	1	0	0
		KNOX	1	0	0	0	0
		MEADE	0	0	1	0	0
		MENIFEE	1	0	0	0	0
		OHIO	1	0	0	0	0
		PERRY	1	0	0	0	0
		SHELBY	2	0	0	0	0
		WARREN	0	2	0	0	0
		Total	48	20	28	19	0
	Klondike Center						
		BULLITT	0	0	1	0	0
		IN	0	1	0	0	0
		JEFFERSON	13	12	20	11	0
		TN	0	1	0	0	0
		Total	13	14	21	11	0
	Little Sisters of the Poor - St. Joseph's Home						
		FAYETTE	0	0	1	0	0
		JEFFERSON	0	2	7	19	0

**Table 30 - 2015 Kentucky Long Term Care Facility Patient Origin
Facility ADD and Facility by Patient County of Residence**

ADD	Facility Name	Patient County	Under 65	65-74	75-84	Over 85	Unknown
		MASON	0	0	0	1	0
		Other	0	0	1	3	0
		PULASKI	0	0	0	1	0
		Total	0	2	9	24	0
	Louisville East Post Acute						
		BULLITT	1	1	3	0	0
		FRANKLIN	2	0	0	0	0
		GREEN	1	0	0	0	0
		GREENUP	1	0	0	0	0
		HARDIN	1	0	0	0	0
		HART	1	0	0	0	0
		IN	2	1	0	0	0
		JEFFERSON	36	20	21	40	0
		LAUREL	1	0	0	0	0
		MADISON	0	1	0	0	0
		MCCRACKEN	1	0	0	0	0
		MEADE	1	0	0	0	0
		NELSON	2	0	0	0	0
		OH	0	1	0	0	0
		OHIO	1	0	0	0	0
		PIKE	0	1	0	0	0
		SHELBY	1	0	0	0	0
		TAYLOR	1	0	0	0	0
		Total	53	25	24	40	0
	Louisville Protestant Altenheim						
		JEFFERSON	0	1	6	6	0
		Total	0	1	6	6	0
	Masonic Home of Louisville						
		BULLITT	0	0	1	1	0
		FRANKLIN	1	0	0	0	0
		IN	0	1	0	1	0

**Table 30 - 2015 Kentucky Long Term Care Facility Patient Origin
Facility ADD and Facility by Patient County of Residence**

ADD	Facility Name	Patient County	Under 65	65-74	75-84	Over 85	Unknown
		JEFFERSON	9	15	24	65	0
		MARION	0	1	1	0	0
		OLDHAM	0	2	1	1	0
		Other	1	0	0	2	0
		SHELBY	1	0	1	1	0
		TAYLOR	0	0	2	0	0
		Total	12	19	30	71	0
	Masonic Home of Shelbyville						
		ANDERSON	0	1	1	0	0
		BELL	0	0	0	1	0
		BULLITT	0	0	0	1	0
		FRANKLIN	0	5	2	9	0
		HENRY	0	1	0	5	0
		JEFFERSON	1	2	2	11	0
		JESSAMINE	0	0	0	1	0
		KENTON	0	0	0	1	0
		SHELBY	2	7	18	29	0
		SPENCER	0	1	1	0	0
		Total	3	17	24	58	0
	Meadowview Health and Rehab						
		ANDERSON	0	1	0	0	0
		BULLITT	0	1	0	0	0
		JEFFERSON	17	17	19	27	0
		OLDHAM	0	0	0	1	0
		TAYLOR	0	0	1	0	0
		Total	17	19	20	28	0
	Nazareth Home						
		JEFFERSON	4	12	24	54	0
		MEADE	0	0	1	0	0
		NELSON	0	0	0	5	0

**Table 30 - 2015 Kentucky Long Term Care Facility Patient Origin
Facility ADD and Facility by Patient County of Residence**

ADD	Facility Name	Patient County	Under 65	65-74	75-84	Over 85	Unknown
		OLDHAM	0	0	0	1	0
		Total	4	12	25	60	0
	Oaklawn Nursing and Rehab	BULLITT	0	0	1	0	0
		JEFFERSON	8	15	23	34	0
		OLDHAM	0	0	1	3	0
		SHELBY	1	1	1	1	0
		Total	9	16	26	38	0
	Park Terrace Health Campus	JEFFERSON	3	11	28	42	2
		Total	3	11	28	42	2
	Parkway Medical Center	BULLITT	0	1	3	1	0
		IN	1	0	1	0	0
		JEFFERSON	28	44	67	76	0
		LAUREL	1	0	0	0	0
		Other	0	0	1	1	0
		RUSSELL	0	0	1	0	0
		TAYLOR	1	0	0	0	0
		Total	31	45	73	78	0
	Providence Richwood	FAYETTE	0	1	0	0	0
		FRANKLIN	0	0	0	1	0
		HARRISON	0	0	1	0	0
		HENRY	1	2	9	6	0
		IN	0	2	0	0	0
		JEFFERSON	7	2	7	2	0
		LARUE	0	2	0	0	0
		OLDHAM	6	11	12	20	0
		Other	1	0	0	0	0

**Table 30 - 2015 Kentucky Long Term Care Facility Patient Origin
Facility ADD and Facility by Patient County of Residence**

ADD	Facility Name	Patient County	Under 65	65-74	75-84	Over 85	Unknown
		SHELBY	0	1	3	1	0
		TRIMBLE	0	1	2	1	0
		VA	0	0	0	2	0
		Total	15	22	34	33	0
	Regency Rehabilitation and Nursing Center						
		BULLITT	0	2	0	0	0
		FAYETTE	0	0	0	1	0
		GRAYSON	1	0	0	0	0
		JEFFERSON	25	18	23	26	0
		RUSSELL	1	0	0	0	0
		WARREN	0	0	1	0	0
		Total	27	20	24	27	0
	Regis Woods Care and Rehabilitation Center						
		ALLEN	1	0	0	0	0
		BULLITT	2	5	1	0	0
		FAYETTE	0	0	0	3	0
		HARDIN	1	0	0	0	0
		IN	0	1	0	0	0
		JEFFERSON	26	34	30	29	0
		KNOX	0	0	1	0	0
		LAUREL	0	0	0	1	0
		MEADE	1	4	0	2	0
		NELSON	0	0	3	0	0
		OHIO	4	0	0	0	0
		OLDHAM	0	2	0	2	0
		SHELBY	6	4	0	0	0
		SPENCER	1	0	2	1	0
		Total	42	50	37	38	0
	Rivers Edge Nursing and Rehabilitation Center						
		ADAIR	0	1	0	0	0
		BOONE	1	0	0	0	0

**Table 30 - 2015 Kentucky Long Term Care Facility Patient Origin
Facility ADD and Facility by Patient County of Residence**

ADD	Facility Name	Patient County	Under 65	65-74	75-84	Over 85	Unknown
		BULLITT	1	0	1	0	0
		CARROLL	1	0	0	0	0
		CLARK	1	0	0	0	0
		FAYETTE	0	1	0	0	0
		HENRY	0	0	1	0	0
		IN	0	0	0	1	0
		JEFFERSON	22	13	20	11	0
		OLDHAM	1	0	0	2	0
		Other	0	0	0	1	0
		SHELBY	0	1	1	0	0
		WV	1	0	0	0	0
		Total	28	16	23	15	0
	Rockford Health and Rehabilitation Center	ADAIR	0	0	1	1	0
		JEFFERSON	21	15	20	34	0
		Total	21	15	21	35	0
	Sacred Heart Village	HARDIN	0	0	0	1	0
		JEFFERSON	1	9	30	48	0
		MEADE	0	0	1	0	0
		NELSON	0	0	0	1	0
		Other	0	0	0	1	0
		Total	1	9	31	51	0
	Signature Health Care of East Louisville	JEFFERSON	5	13	35	52	0
		SHELBY	0	0	0	3	0
		SPENCER	0	0	0	0	2
		Total	5	13	35	55	2
	Signature Health Care of South Louisville	BULLITT	0	0	1	1	0
		JEFFERSON	17	15	14	24	0

**Table 30 - 2015 Kentucky Long Term Care Facility Patient Origin
Facility ADD and Facility by Patient County of Residence**

ADD	Facility Name	Patient County	Under 65	65-74	75-84	Over 85	Unknown
		WARREN	1	0	0	0	0
		Total	18	15	15	25	0
	Signature Health Care of Spencer County						
		ANDERSON	0	0	1	1	0
		BRECKINRIDGE	0	1	0	0	0
		BULLITT	1	1	4	2	0
		FAYETTE	0	1	0	0	0
		FRANKLIN	0	2	1	1	0
		HARDIN	1	1	0	1	0
		JEFFERSON	1	5	9	5	0
		LINCOLN	0	0	1	0	0
		NELSON	2	0	1	0	0
		SCOTT	0	0	1	0	0
		SHELBY	3	5	11	5	0
		SPENCER	2	4	17	14	0
		WASHINGTON	1	0	0	0	0
		WHITLEY	0	0	1	0	0
		WOODFORD	0	1	0	0	0
		WV	0	0	1	0	0
		Total	11	21	48	29	0
	Signature Health Care of Trimble County						
		CARROLL	0	3	3	0	0
		EDMONSON	0	0	0	1	0
		HENRY	1	1	2	3	0
		IN	0	0	0	1	0
		JEFFERSON	1	1	1	1	0
		KENTON	0	0	0	1	0
		OLDHAM	0	0	2	0	0
		TRIMBLE	5	3	5	16	0
		Total	7	8	13	23	0

**Table 30 - 2015 Kentucky Long Term Care Facility Patient Origin
Facility ADD and Facility by Patient County of Residence**

ADD	Facility Name	Patient County	Under 65	65-74	75-84	Over 85	Unknown
	Signature Healthcare at Glenview	BULLITT	2	0	1	0	0
		HENRY	0	0	1	0	0
		JEFFERSON	24	14	11	19	0
		NELSON	1	0	0	1	0
		OLDHAM	0	0	0	2	0
		Other	1	1	0	1	0
		WASHINGTON	1	0	0	0	0
		Total	29	15	13	23	0
	Signature Healthcare at St's Mary & Elizabeth Hospital	HARDIN	0	0	1	0	0
		JEFFERSON	0	2	8	7	0
		Total	0	2	9	7	0
	Signature Healthcare of Cherokee Park	BULLITT	0	0	1	1	0
		FAYETTE	0	0	1	1	0
		JEFFERSON	11	12	22	28	0
		OLDHAM	0	1	0	0	0
		Total	11	13	24	30	0
	Springhurst Health and Rehab	BULLITT	0	1	0	0	0
		HARDIN	0	0	1	0	0
		JEFFERSON	7	7	18	30	0
		OLDHAM	0	1	2	1	0
		Other	0	2	5	0	0
		Total	7	11	26	31	0
	Summerfield Health and Rehabilitation Center	JEFFERSON	16	18	42	61	0
		Total	16	18	42	61	0
	The Forum at Brookside	JEFFERSON	1	3	6	31	0

**Table 30 - 2015 Kentucky Long Term Care Facility Patient Origin
Facility ADD and Facility by Patient County of Residence**

ADD	Facility Name	Patient County	Under 65	65-74	75-84	Over 85	Unknown
		WV	0	0	1	0	0
		Total	1	3	7	31	0
	The Good Samaritan Society-Jeffersontown						
		BOURBON	0	0	0	1	0
		BOYLE	0	0	0	1	0
		BRECKINRIDGE	0	0	0	1	0
		BULLITT	0	0	1	6	0
		HANCOCK	0	0	0	1	0
		HARDIN	0	0	1	0	0
		HENRY	0	0	0	1	0
		HOPKINS	0	0	0	1	0
		JEFFERSON	1	2	19	32	0
		MARION	0	0	0	1	0
		Other	0	0	1	0	0
		Total	1	2	22	45	0
	Treyton Oaks Towers						
		JEFFERSON	2	3	7	32	0
		Other	0	0	0	3	0
		Total	2	3	7	35	0
	Wesley Manor						
		BULLITT	0	0	4	2	0
		FAYETTE	0	0	2	0	0
		JEFFERSON	0	2	23	27	0
		SHELBY	0	0	1	0	0
		SPENCER	0	0	1	0	0
		Total	0	2	31	29	0
	Westminster Terrace						
		JEFFERSON	2	7	26	60	0
		Total	2	7	26	60	0

**Table 30 - 2015 Kentucky Long Term Care Facility Patient Origin
Facility ADD and Facility by Patient County of Residence**

ADD	Facility Name	Patient County	Under 65	65-74	75-84	Over 85	Unknown
	Westport Place Health Campus	JEFFERSON	2	9	12	24	0
		SHELBY	0	0	1	0	0
		SPENCER	0	0	0	1	0
		WARREN	0	1	0	0	0
		Total	2	10	13	25	0
		ADD:6 Total	850	883	1,365	1,902	4
ADD:7	Baptist Convalescent Center	BOONE	1	3	3	8	0
		CAMPBELL	3	13	17	46	0
		ELLIOTT	1	0	0	0	0
		FAYETTE	0	0	1	0	0
		FLOYD	0	0	1	0	0
		FRANKLIN	0	0	0	1	0
		HARRISON	0	0	1	1	0
		IL	0	0	1	0	0
		IN	0	0	0	1	0
		KENTON	0	12	13	18	0
		LEWIS	1	0	0	0	0
		MUHLENBERG	0	0	0	1	0
		OH	0	0	4	5	0
		PENDLETON	1	1	2	1	0
		Total	7	29	43	82	0
	Bridgepoint Care and Rehabilitation Center	BOONE	31	23	13	12	0
		BRACKEN	0	1	0	0	0
		CAMPBELL	11	6	2	3	0
		GRANT	0	0	1	1	0
		KENTON	10	11	9	7	0
		Total	52	41	25	23	0

**Table 30 - 2015 Kentucky Long Term Care Facility Patient Origin
Facility ADD and Facility by Patient County of Residence**

ADD	Facility Name	Patient County	Under 65	65-74	75-84	Over 85	Unknown
	Carmel Manor	BOONE	0	0	2	1	0
		CAMPBELL	0	0	15	30	0
		KENTON	0	0	1	10	0
		OH	0	0	0	1	0
		Other	0	0	1	0	0
		Total	0	0	19	42	0
	Coldspring Transitional Care Center	BELL	1	0	0	0	0
		BOONE	0	12	4	2	0
		BRACKEN	1	3	3	0	0
		BRECKINRIDGE	0	0	1	0	0
		BUTLER	1	3	3	0	0
		CAMPBELL	2	9	12	5	0
		CLAY	0	0	1	0	0
		CRITTENDEN	0	0	1	2	0
		FLEMING	0	0	1	0	0
		GALLATIN	0	2	3	0	0
		IN	0	0	1	0	0
		KENTON	0	4	5	3	0
		MASON	1	2	4	0	0
		OH	0	1	1	0	0
		Other	0	0	0	1	0
		PENDLETON	0	3	1	0	0
		UNION	0	0	0	1	0
		Total	6	39	41	14	0
	Florence Park Care Center	BOONE	3	12	21	28	0
		CAMPBELL	0	2	7	5	0
		GRANT	1	5	15	23	0

**Table 30 - 2015 Kentucky Long Term Care Facility Patient Origin
Facility ADD and Facility by Patient County of Residence**

ADD	Facility Name	Patient County	Under 65	65-74	75-84	Over 85	Unknown
		OH	1	3	6	4	0
		Total	5	22	49	60	0
	Grant Center						
		BOONE	1	1	0	2	0
		CARROLL	0	0	1	0	0
		GRANT	9	17	28	22	0
		HARDIN	1	0	0	0	0
		KENTON	0	3	0	1	0
		MADISON	0	1	0	0	0
		OH	1	1	0	0	0
		PENDLETON	1	1	0	0	0
		Total	13	24	29	25	0
	Green Valley Health and Rehabilitation Center						
		CARROLL	11	10	20	19	0
		GALLATIN	1	0	0	1	0
		HENRY	0	1	2	1	0
		TRIMBLE	1	0	0	1	0
		Total	13	11	22	22	0
	Highlandspring of Ft Thomas						
		CAMPBELL	5	12	29	45	0
		KENTON	3	1	8	4	0
		OH	1	1	1	2	0
		Other	0	0	1	1	0
		Total	9	14	39	52	0
	Madonna Manor						
		BOONE	1	0	0	0	0
		KENTON	1	4	19	27	0
		Total	2	4	19	27	0
	Owenton Center						
		BOONE	4	1	0	0	0

**Table 30 - 2015 Kentucky Long Term Care Facility Patient Origin
Facility ADD and Facility by Patient County of Residence**

ADD	Facility Name	Patient County	Under 65	65-74	75-84	Over 85	Unknown
		CAMPBELL	0	0	1	1	0
		FAYETTE	3	0	0	0	0
		FRANKLIN	1	3	2	3	0
		GALLATIN	1	0	1	0	0
		GRANT	3	3	1	2	0
		HARRISON	1	0	0	0	0
		HENRY	0	0	1	0	0
		JEFFERSON	2	0	0	1	0
		JOHNSON	0	1	0	0	0
		KENTON	0	1	1	0	0
		NELSON	0	0	1	0	0
		OWEN	10	5	7	21	0
		ROWAN	0	1	0	0	0
		SCOTT	1	2	5	1	0
		TAYLOR	0	0	1	0	0
		WOODFORD	0	0	0	1	0
		Total	26	17	21	30	0
	Providence Gallatin						
		BOONE	3	1	9	3	0
		CAMPBELL	3	1	1	1	0
		CARROLL	0	2	2	4	0
		FAYETTE	1	0	0	1	0
		GALLATIN	4	4	10	8	0
		GRANT	1	2	0	2	0
		HARRISON	1	0	0	0	0
		HOPKINS	0	0	1	0	0
		IN	0	1	0	1	0
		KENTON	0	3	3	4	0
		Other	0	0	2	0	0
		OWEN	0	1	1	2	0

**Table 30 - 2015 Kentucky Long Term Care Facility Patient Origin
Facility ADD and Facility by Patient County of Residence**

ADD	Facility Name	Patient County	Under 65	65-74	75-84	Over 85	Unknown
		PENDLETON	0	0	1	0	0
		Total	13	15	30	26	0
	Providence Pavilion						
		BOONE	2	1	3	2	0
		CAMPBELL	2	4	3	4	0
		FLEMING	1	0	0	0	0
		GRANT	0	1	0	0	0
		KENTON	13	5	9	12	0
		OHIO	1	2	1	0	0
		PENDLETON	0	0	1	2	0
		Total	19	13	17	20	0
	River Valley Nursing Home						
		BOONE	0	1	2	0	0
		BRACKEN	0	1	2	0	0
		CAMPBELL	2	3	4	4	0
		KENTON	0	4	6	3	0
		PENDLETON	1	3	11	13	0
		Total	3	12	25	20	0
	Rosedale Manor						
		BOONE	4	3	9	11	0
		CAMPBELL	0	1	4	5	0
		KENTON	5	19	58	72	0
		OH	1	1	1	4	0
		Total	10	24	72	92	0
	St Elizabeth Florence SNF						
		BOONE	1	3	4	2	0
		GALLATIN	0	0	1	0	0
		GRANT	0	0	1	0	0
		KENTON	1	0	0	2	0

**Table 30 - 2015 Kentucky Long Term Care Facility Patient Origin
Facility ADD and Facility by Patient County of Residence**

ADD	Facility Name	Patient County	Under 65	65-74	75-84	Over 85	Unknown
		Other	0	0	0	1	0
		Total	2	3	6	5	0
	St. Elizabeth FT Thomas SNF						
		CAMPBELL	5	3	4	2	0
		Total	5	3	4	2	0
	Village Care Center						
		BOONE	1	2	6	6	0
		CAMPBELL	1	0	1	4	0
		GRANT	0	0	2	0	0
		KENTON	3	7	13	45	0
		OH	0	0	1	0	0
		PENDLETON	0	1	0	0	0
		ROWAN	0	0	1	0	0
		Total	5	10	24	55	0
	Villaspring of Erlanger						
		BOONE	3	8	20	21	0
		CAMPBELL	1	0	1	4	0
		GRANT	0	0	2	5	0
		IN	0	0	0	1	0
		KENTON	4	5	19	29	0
		OH	0	1	0	2	0
		PENDLETON	0	0	0	2	0
		Total	8	14	42	64	0
	Woodcrest Nursing and Rehabilitation Center						
		BOONE	2	7	7	15	0
		CAMPBELL	1	1	1	3	0
		CARROLL	1	0	0	0	0
		FAYETTE	1	0	0	1	0
		GALLATIN	1	1	1	0	0
		GRANT	0	1	1	0	0

**Table 30 - 2015 Kentucky Long Term Care Facility Patient Origin
Facility ADD and Facility by Patient County of Residence**

ADD	Facility Name	Patient County	Under 65	65-74	75-84	Over 85	Unknown
		KENTON	13	14	14	19	0
		PENDLETON	0	1	0	0	0
		Total	19	25	24	38	0
		ADD:7 Total	217	320	551	699	0
ADD:8	Bracken County Nursing and Rehabilitation Center	BRACKEN	1	2	7	10	0
		CAMPBELL	0	0	0	1	0
		FLEMING	0	1	0	0	0
		HARRISON	0	1	0	0	0
		MASON	1	0	1	0	0
		Other	1	0	0	0	0
		Total	3	4	8	11	0
	Golden Living Center - Vanceburg	BOYD	0	2	2	2	0
		CARTER	3	0	2	1	0
		FLEMING	1	1	2	2	0
		GREENUP	1	1	1	0	0
		JEFFERSON	2	0	0	0	0
		LAUREL	1	0	0	0	0
		LEWIS	10	15	12	13	0
		MASON	2	2	3	2	0
		MONTGOMERY	2	0	0	0	0
		Other	0	1	0	0	0
		ROWAN	2	1	1	0	0
		Total	24	23	23	20	0
	Maysville Nursing and Rehabilitation Facility	BOYLE	0	1	0	0	0
		BRACKEN	0	0	2	5	0
		FAYETTE	0	0	1	0	0
		FLEMING	0	4	4	4	0

**Table 30 - 2015 Kentucky Long Term Care Facility Patient Origin
Facility ADD and Facility by Patient County of Residence**

ADD	Facility Name	Patient County	Under 65	65-74	75-84	Over 85	Unknown
		GRANT	0	1	0	0	0
		LEWIS	0	5	5	5	0
		MASON	6	5	14	53	0
		NICHOLAS	0	2	1	0	0
		OH	1	0	2	4	0
		ROWAN	0	0	0	1	0
		WOODFORD	0	0	0	1	0
		Total	7	18	29	73	0
	Pioneer Trace Nursing Home						
		BATH	0	0	1	0	0
		BOURBON	0	0	1	0	0
		BULLITT	0	1	0	0	0
		CARTER	0	0	1	0	0
		FAYETTE	0	0	0	1	0
		FLEMING	6	9	19	23	0
		LEE	0	0	0	1	0
		LEWIS	0	0	1	1	0
		MASON	0	2	3	2	0
		MORGAN	0	0	1	0	0
		NICHOLAS	0	0	1	1	0
		OH	0	1	1	0	0
		Other	1	0	0	1	0
		SCOTT	0	0	1	0	0
		Total	7	13	30	30	0
	Robertson County Health Care Facility						
		BATH	0	0	0	1	0
		BOURBON	0	0	0	1	0
		BRACKEN	0	1	1	4	0
		FAYETTE	0	0	2	0	0
		FLEMING	2	2	1	3	0
		HARRISON	1	2	3	7	0

**Table 30 - 2015 Kentucky Long Term Care Facility Patient Origin
Facility ADD and Facility by Patient County of Residence**

ADD	Facility Name	Patient County	Under 65	65-74	75-84	Over 85	Unknown
		MASON	0	1	8	5	0
		NICHOLAS	1	0	1	0	0
		ROBERTSON	1	3	4	3	0
		ROWAN	0	0	1	0	0
		Total	5	9	21	24	0
		ADD:8 Total	46	67	111	158	0
ADD:9	Edgewood Estates	BATH	0	0	3	2	0
		BOURBON	1	0	0	0	0
		CARTER	0	1	0	0	0
		CLARK	0	0	1	0	0
		CLINTON	0	0	1	0	0
		FAYETTE	0	0	1	0	0
		LEWIS	0	0	1	0	0
		MENIFEE	2	2	7	11	0
		MONTGOMERY	2	4	8	2	0
		MORGAN	0	1	1	1	0
		ROWAN	1	2	1	2	0
		WOLFE	0	2	0	0	0
		Total	6	12	24	18	0
	Life Care Center of Morehead	BATH	0	0	3	1	0
		CARTER	1	0	4	5	0
		ELLIOTT	0	1	0	0	0
		FAYETTE	1	1	0	0	0
		FLEMING	0	1	1	0	0
		LEWIS	1	0	0	0	0
		MENIFEE	0	2	0	0	0
		MONTGOMERY	1	1	1	1	0
		MORGAN	1	0	2	1	0

**Table 30 - 2015 Kentucky Long Term Care Facility Patient Origin
Facility ADD and Facility by Patient County of Residence**

ADD	Facility Name	Patient County	Under 65	65-74	75-84	Over 85	Unknown
		OH	0	0	1	0	0
		Other	0	0	0	1	0
		ROWAN	4	13	15	17	0
		WOLFE	0	0	1	0	0
		Total	9	19	28	26	0
	Ridgeway Nursing and Rehabilitation						
		BATH	3	10	11	25	0
		BOYD	0	0	1	0	0
		BREATHITT	0	1	0	1	0
		CLARK	1	0	0	2	0
		FLEMING	1	0	0	0	0
		FRANKLIN	0	0	1	0	0
		KENTON	0	0	0	1	0
		LAUREL	0	0	1	0	0
		LETCHER	1	0	0	1	0
		MONTGOMERY	2	3	2	5	0
		MORGAN	0	0	0	1	0
		NICHOLAS	0	0	1	0	0
		ROWAN	1	1	7	5	0
		WV	0	0	1	0	0
		Total	9	15	25	41	0
	St. Claire Medical Center TCU						
		MASON	1	0	0	0	0
		ROWAN	0	1	1	0	0
		Total	1	1	1	0	0
	West Liberty Nursing and Rehabilitation Center						
		ELLIOTT	1	0	0	0	0
		MENIFEE	1	0	1	0	0
		MORGAN	3	6	11	17	0
		WOLFE	1	1	1	0	0
		Total	6	7	13	17	0

**Table 30 - 2015 Kentucky Long Term Care Facility Patient Origin
Facility ADD and Facility by Patient County of Residence**

ADD	Facility Name	Patient County	Under 65	65-74	75-84	Over 85	Unknown
	Windsor Care Center	BATH	1	0	3	0	0
		CLARK	0	1	4	4	0
		FAYETTE	0	0	0	1	0
		LESLIE	1	0	0	0	0
		MENIFEE	0	0	0	1	0
		MONTGOMERY	8	13	31	53	0
		MORGAN	0	1	1	0	0
		OH	0	0	0	1	0
		POWELL	0	0	4	1	0
		ROWAN	0	0	2	0	0
		Total	10	15	45	61	0
		ADD:9 Total	41	69	136	163	0
ADD:10	Boyd Nursing and Rehabilitation Center	BOYD	7	5	14	14	0
		CARTER	1	1	2	3	0
		GREENUP	0	0	1	2	0
		JOHNSON	1	0	0	0	0
		LAWRENCE	0	1	3	1	0
		ROWAN	1	0	0	0	0
		Total	10	7	20	20	0
	Carter Nursing and Rehabilitation Center	BOYD	3	5	4	11	0
		CARTER	9	18	42	11	0
		ELLIOTT	0	1	0	0	0
		FAYETTE	0	0	0	1	0
		FLOYD	0	0	1	0	0
		JOHNSON	1	0	0	0	0
		LAWRENCE	0	2	0	1	0
		LEWIS	1	0	0	1	0

**Table 30 - 2015 Kentucky Long Term Care Facility Patient Origin
Facility ADD and Facility by Patient County of Residence**

ADD	Facility Name	Patient County	Under 65	65-74	75-84	Over 85	Unknown
		MENIFEE	0	1	0	0	0
		ROWAN	1	0	0	0	0
		Total	15	27	47	25	0
	Elliott Nursing and Rehabilitation Center						
		CARTER	0	1	8	7	0
		ELLIOTT	2	8	13	13	0
		LAWRENCE	0	0	1	3	0
		MONTGOMERY	0	0	0	1	0
		MORGAN	0	2	1	4	0
		ROWAN	1	1	1	1	0
		WV	0	0	1	0	0
		Total	3	12	25	29	0
	Kingsbrook Lifecare Center						
		BOYD	14	14	37	43	0
		BRECKINRIDGE	0	0	1	0	0
		CARTER	0	1	0	1	0
		CLARK	0	0	0	1	0
		FAYETTE	1	0	0	0	0
		GREENUP	2	2	3	8	0
		LAWRENCE	0	0	0	1	0
		MARTIN	0	1	0	0	0
		OH	0	3	2	3	0
		WV	0	1	0	3	0
		Total	17	22	43	60	0
	Oakmont Manor						
		BOYD	3	5	4	13	0
		GREENUP	1	5	17	25	0
		OH	1	0	0	6	0
		Total	5	10	21	44	0
	South Shore Nursing and Rehabilitation Center						
		BOYD	2	0	0	0	0

**Table 30 - 2015 Kentucky Long Term Care Facility Patient Origin
Facility ADD and Facility by Patient County of Residence**

ADD	Facility Name	Patient County	Under 65	65-74	75-84	Over 85	Unknown
		CARTER	0	0	0	1	0
		FLEMING	1	0	0	0	0
		GREENUP	6	7	4	20	0
		LEWIS	1	1	2	4	0
		Total	10	8	6	25	0
	The Jordan Center						
		BOYD	2	3	0	0	0
		CARTER	0	0	0	1	0
		ELLIOTT	1	0	0	0	0
		FAYETTE	1	1	0	0	0
		GREENUP	1	0	4	0	0
		HARDIN	0	0	0	1	0
		JOHNSON	3	0	3	0	0
		LAWRENCE	11	13	15	9	0
		MADISON	1	0	0	0	0
		MARTIN	2	1	0	1	0
		Other	0	0	1	0	0
		PIKE	1	0	0	0	0
		WV	3	6	5	4	0
		Total	26	24	28	16	0
	Woodland Oaks Health Care Facility						
		BOYD	1	11	21	45	0
		CARTER	0	2	1	1	0
		FAYETTE	0	0	0	1	0
		GREENUP	0	1	6	8	0
		LAWRENCE	0	0	0	1	0
		OH	0	1	4	2	0
		Other	0	0	1	0	0
		WV	0	0	0	1	0
		Total	1	15	33	59	0

**Table 30 - 2015 Kentucky Long Term Care Facility Patient Origin
Facility ADD and Facility by Patient County of Residence**

ADD	Facility Name	Patient County	Under 65	65-74	75-84	Over 85	Unknown
	Wurtland Nursing and Rehabilitation Center	BOYD	14	15	6	11	0
		BULLITT	0	1	0	0	0
		CARTER	4	1	2	3	0
		ELLIOTT	0	0	0	1	0
		FAYETTE	1	0	0	0	0
		GREENUP	9	11	10	10	0
		LEWIS	1	0	0	0	0
		OH	0	0	2	1	0
		ROWAN	0	0	0	1	0
		WV	0	0	1	0	0
		Total	29	28	21	27	0
		ADD:10 Total	116	153	244	305	0
ADD:11	Good Shepherd Community Nursing Center	BOONE	0	0	1	0	0
		FLOYD	1	0	0	0	0
		HARLAN	2	0	0	0	0
		JOHNSON	1	0	0	0	0
		MARTIN	0	2	0	0	0
		PIKE	10	10	17	17	0
		VA	0	0	2	2	0
		WV	2	1	5	3	0
		Total	16	13	25	22	0
	Martin County Health Care Facility	FLOYD	0	0	0	2	0
		LAWRENCE	1	0	2	2	0
		MARTIN	5	9	16	7	0
		PIKE	1	0	1	0	0
		WAYNE	1	0	0	2	0

**Table 30 - 2015 Kentucky Long Term Care Facility Patient Origin
Facility ADD and Facility by Patient County of Residence**

ADD	Facility Name	Patient County	Under 65	65-74	75-84	Over 85	Unknown
		WV	1	1	3	6	0
		Total	9	10	22	19	0
	Mountain Manor of Paintsville						
		BOYLE	1	0	0	0	0
		CARTER	0	0	0	1	0
		FAYETTE	0	0	0	1	0
		FLOYD	1	3	2	4	0
		JEFFERSON	0	0	0	1	0
		JOHNSON	7	17	32	33	0
		LAWRENCE	0	0	1	1	0
		MAGOFFIN	1	1	4	2	0
		MARTIN	0	0	1	1	0
		Other	0	0	1	0	0
		PIKE	0	1	0	1	0
		PULASKI	0	1	0	0	0
		TN	0	0	1	0	0
		WHITLEY	1	0	0	0	0
		WV	1	0	0	0	0
		Total	12	23	42	45	0
	Mountain View Health Care Center						
		FAYETTE	3	0	0	0	0
		FLOYD	3	0	1	1	0
		JOHNSON	0	0	0	1	0
		LAUREL	0	0	1	0	0
		LETCHER	1	0	0	0	0
		MUHLENBERG	1	0	0	0	0
		OH	1	0	0	0	0
		PIKE	9	16	21	14	0
		VA	1	5	2	2	0
		Total	19	21	25	18	0

**Table 30 - 2015 Kentucky Long Term Care Facility Patient Origin
Facility ADD and Facility by Patient County of Residence**

ADD	Facility Name	Patient County	Under 65	65-74	75-84	Over 85	Unknown
	Parkview Nursing and Rehabilitation Center (Pikeville)	FAYETTE	2	1	0	0	0
		FLOYD	3	1	3	2	0
		JOHNSON	3	3	1	0	0
		KNOTT	0	0	1	0	0
		LAWRENCE	1	1	0	0	0
		LETCHER	0	1	1	0	0
		MAGOFFIN	0	1	0	2	0
		MARTIN	0	1	1	1	0
		PIKE	23	16	22	12	0
		WV	3	2	1	2	0
		Total	35	27	30	19	0
	Prestonsburg Health Care Center	FLOYD	4	8	13	10	0
		JOHNSON	1	2	2	1	0
		MAGOFFIN	2	1	3	0	0
		PIKE	0	1	1	1	0
		Total	7	12	19	12	0
	Riverview Health Care Center	CALDWELL	0	1	0	0	0
		CARTER	0	0	1	0	0
		FLOYD	9	22	31	17	0
		GREENUP	0	1	0	0	0
		HENDERSON	1	0	0	0	0
		JOHNSON	1	2	8	2	0
		LEE	0	0	1	0	0
		MAGOFFIN	1	0	2	1	0
		MARTIN	0	0	1	1	0
		OH	0	0	0	1	0
		PIKE	0	2	3	2	0

**Table 30 - 2015 Kentucky Long Term Care Facility Patient Origin
Facility ADD and Facility by Patient County of Residence**

ADD	Facility Name	Patient County	Under 65	65-74	75-84	Over 85	Unknown
		SCOTT	0	0	0	1	0
		Total	12	28	47	25	0
	Salyersville Nursing and Rehabilitation Center	BATH	0	1	0	0	0
		BOYD	1	0	0	0	0
		BREATHITT	0	1	0	0	0
		FLOYD	5	5	1	0	0
		JOHNSON	8	12	9	4	0
		LAUREL	0	1	0	0	0
		LAWRENCE	0	1	0	0	0
		MAGOFFIN	11	8	18	19	0
		MARTIN	1	0	0	0	0
		MENIFEE	1	1	0	0	0
		MONTGOMERY	0	0	0	1	0
		MORGAN	2	0	4	0	0
		Other	0	1	0	0	0
		PERRY	1	0	0	0	0
		PIKE	1	0	0	1	0
		ROCKCASTLE	1	0	0	0	0
		SCOTT	0	0	1	0	0
		Total	32	31	33	25	0
	Signature Health Care of Pikeville	FLOYD	2	3	8	3	0
		Other	0	0	2	0	0
		PIKE	13	18	30	23	0
		TN	0	0	1	0	0
		WV	1	0	0	0	0
		Total	16	21	41	26	0
	Williamson ARH Nursing Facility	PIKE	5	2	6	2	0

**Table 30 - 2015 Kentucky Long Term Care Facility Patient Origin
Facility ADD and Facility by Patient County of Residence**

ADD	Facility Name	Patient County	Under 65	65-74	75-84	Over 85	Unknown
		WV	0	3	4	2	0
		Total	5	5	10	4	0
		ADD:11 Total	163	191	294	215	0
ADD:12	Hazard Health and Rehabilitation Center						
		BELL	0	1	0	0	0
		BREATHITT	4	1	1	0	0
		CLAY	0	1	0	0	0
		FAYETTE	1	0	0	1	0
		FLOYD	3	5	4	1	0
		HARLAN	1	0	0	0	0
		IN	1	0	0	0	0
		JACKSON	1	0	0	0	0
		JEFFERSON	1	0	0	1	0
		JOHNSON	1	0	0	0	0
		KENTON	0	0	1	0	0
		KNOTT	6	6	8	4	0
		KNOX	0	0	1	0	0
		LAUREL	0	2	1	0	0
		LESLIE	1	1	1	0	0
		LETCHER	2	2	0	0	0
		OH	1	0	0	0	0
		OWSLEY	0	1	0	0	0
		PERRY	28	29	37	29	0
		PIKE	1	0	0	0	0
		SHELBY	0	1	0	0	0
		VA	1	0	0	0	0
		WHITLEY	0	0	0	1	0
		Total	53	50	54	37	0

**Table 30 - 2015 Kentucky Long Term Care Facility Patient Origin
Facility ADD and Facility by Patient County of Residence**

ADD	Facility Name	Patient County	Under 65	65-74	75-84	Over 85	Unknown
	Hyden Health and Rehabilitation Center	BREATHITT	1	0	0	0	0
		CLAY	4	5	2	3	0
		FAYETTE	1	0	0	0	0
		HARLAN	1	0	0	0	0
		LESLIE	12	16	20	17	0
		PERRY	4	3	1	2	0
		WHITLEY	0	1	1	0	0
		Total	23	25	24	22	0
	Knott County Health and Rehabilitation Center	FLOYD	2	3	3	5	0
		KNOTT	11	21	16	17	0
		LAWRENCE	0	1	0	0	0
		PERRY	0	2	1	4	0
		PIKE	1	1	1	0	0
		SCOTT	0	0	0	1	0
		Total	14	28	21	27	0
	Lee County Care and Rehabilitation Center	BREATHITT	2	3	0	2	0
		CASEY	0	1	0	0	0
		CLARK	2	2	1	2	0
		CLAY	1	0	0	0	0
		ESTILL	1	2	1	2	0
		FAYETTE	0	1	1	2	0
		JACKSON	0	1	0	0	0
		JEFFERSON	0	1	0	0	0
		LAUREL	3	1	1	0	0
		LEE	8	8	14	13	0
		LETCHER	0	0	1	0	0
		MADISON	1	0	0	0	0
		MORGAN	1	1	1	0	0

**Table 30 - 2015 Kentucky Long Term Care Facility Patient Origin
Facility ADD and Facility by Patient County of Residence**

ADD	Facility Name	Patient County	Under 65	65-74	75-84	Over 85	Unknown
		OWSLEY	3	4	6	2	0
		POWELL	0	0	1	1	0
		PULASKI	0	1	0	0	0
		WOLFE	0	2	0	0	0
		Total	22	28	27	24	0
	Letcher Manor	FAYETTE	1	0	0	0	0
		HARLAN	2	0	0	2	0
		KNOTT	1	1	0	1	0
		LETCHER	20	16	32	24	0
		Other	0	0	1	0	0
		PERRY	2	3	4	2	0
		PIKE	1	0	0	1	0
		TN	0	1	1	0	0
		VA	0	1	0	0	0
		WV	0	1	1	0	0
		Total	27	23	39	30	0
	Nim Henson Geriatric Center	BREATHITT	13	15	10	15	0
		FAYETTE	1	0	0	0	0
		FLOYD	0	1	0	0	0
		LAUREL	1	0	0	0	0
		MORGAN	0	1	0	0	0
		OH	0	0	0	1	0
		OWSLEY	0	1	1	0	0
		PERRY	3	0	0	0	0
		ROWAN	1	0	0	0	0
		WOLFE	2	3	2	0	0
		Total	21	21	13	16	0
	Owsley County Health Care Center	BREATHITT	4	0	2	0	0

**Table 30 - 2015 Kentucky Long Term Care Facility Patient Origin
Facility ADD and Facility by Patient County of Residence**

ADD	Facility Name	Patient County	Under 65	65-74	75-84	Over 85	Unknown
		CLAY	1	3	5	1	0
		ESTILL	0	0	1	1	0
		FAYETTE	1	0	1	0	0
		FRANKLIN	1	0	0	0	0
		JACKSON	0	0	2	0	0
		JESSAMINE	2	2	0	0	0
		JOHNSON	0	1	0	0	0
		KENTON	0	0	1	0	0
		LAUREL	0	1	0	0	0
		LEE	6	4	1	3	0
		LESLIE	0	1	0	0	0
		MADISON	0	0	0	1	0
		OWSLEY	4	8	8	8	0
		PERRY	0	2	0	0	0
		Total	19	22	21	14	0
	Paul E Patton Eastern Ky Veterans Center	BATH	0	1	0	0	0
		BELL	0	2	0	0	0
		BOYD	0	0	0	1	0
		BREATHITT	0	0	0	1	0
		CLARK	0	0	0	1	0
		CLAY	0	1	2	1	0
		EDMONSON	0	1	0	0	0
		FAYETTE	1	0	4	1	0
		FLEMING	1	0	0	0	0
		FLOYD	0	2	5	1	0
		HARLAN	0	0	3	1	0
		HARRISON	0	0	1	0	0
		JACKSON	0	1	0	1	0
		JEFFERSON	2	0	0	0	0
		JOHNSON	0	0	0	1	0

**Table 30 - 2015 Kentucky Long Term Care Facility Patient Origin
Facility ADD and Facility by Patient County of Residence**

ADD	Facility Name	Patient County	Under 65	65-74	75-84	Over 85	Unknown
		KNOTT	0	0	2	2	0
		LAUREL	0	5	2	4	0
		LEE	0	0	0	1	0
		LESLIE	0	0	0	2	0
		LETCHER	1	1	3	2	0
		LEWIS	0	1	0	0	0
		LINCOLN	1	0	0	0	0
		MADISON	0	0	4	0	0
		MAGOFFIN	0	1	0	0	0
		MCCREARY	0	0	1	1	0
		MONTGOMERY	0	1	1	0	0
		OWEN	0	1	0	0	0
		OWSLEY	0	0	1	0	0
		PERRY	1	7	6	5	0
		PIKE	1	2	2	2	0
		PULASKI	0	1	0	2	0
		ROWAN	0	1	0	0	0
		SCOTT	0	1	0	0	0
		WAYNE	0	0	1	0	0
		WHITLEY	1	1	1	0	0
		WOLFE	0	0	0	1	0
		Total	9	31	39	31	0
	Wolfe County Health and Rehabilitation Center						
		BREATHITT	1	2	4	2	0
		CLARK	1	0	1	0	0
		ESTILL	0	0	1	0	0
		LEE	0	1	0	1	0
		MAGOFFIN	0	0	1	0	0
		MORGAN	1	1	4	3	0
		POWELL	0	0	1	3	0

**Table 30 - 2015 Kentucky Long Term Care Facility Patient Origin
Facility ADD and Facility by Patient County of Residence**

ADD	Facility Name	Patient County	Under 65	65-74	75-84	Over 85	Unknown
		WOLFE	7	14	25	22	0
		Total	10	18	37	31	0
ADD:13		ADD:12 Total	198	246	275	232	0
	Barbourville Health and Rehabilitation Center	BELL	0	1	1	2	0
		CLAY	2	0	0	0	0
		HARLAN	1	1	0	0	0
		KNOX	22	25	37	22	0
		LAUREL	1	0	2	1	0
		LESLIE	1	0	0	0	0
		PULASKI	0	1	0	0	0
		TN	0	1	0	0	0
		WHITLEY	2	1	3	3	0
		Total	29	30	43	28	0
	Christian Health Center - Corbin	KNOX	3	4	14	25	0
		LAUREL	2	8	11	7	0
		PULASKI	0	0	1	0	0
		WHITLEY	0	1	9	8	0
		Total	5	13	35	40	0
	Corbin Health and Rehabilitation Center	BELL	1	0	0	0	0
		CLAY	0	1	0	0	0
		KNOX	0	1	2	0	0
		LAUREL	9	10	9	11	0
		MADISON	0	1	0	0	0
		MCCREARY	0	1	0	0	0
		PERRY	0	0	1	0	0
		PULASKI	1	1	0	1	0

**Table 30 - 2015 Kentucky Long Term Care Facility Patient Origin
Facility ADD and Facility by Patient County of Residence**

ADD	Facility Name	Patient County	Under 65	65-74	75-84	Over 85	Unknown
		WHITLEY	10	12	13	11	0
		Total	21	27	25	23	0
	Harlan Health and Rehabilitation Center						
		HARLAN	26	24	28	37	0
		Other	6	5	5	4	0
		Total	32	29	33	41	0
	Hillcrest Health and Rehabilitation Center						
		CLAY	2	1	2	0	0
		KNOX	0	4	2	1	0
		LAUREL	16	22	41	20	0
		WHITLEY	1	2	2	2	0
		Total	19	29	47	23	0
	Laurel Creek Health Care Center						
		CLAY	5	15	38	20	0
		JACKSON	0	1	1	2	0
		LAUREL	1	5	1	1	0
		LESLIE	0	2	1	0	0
		OWSLEY	0	1	1	0	0
		PERRY	0	1	0	0	0
		WHITLEY	0	0	1	0	0
		Total	6	25	43	23	0
	Laurel Heights Home for the Elderly						
		BELL	0	1	0	0	0
		CLARK	1	0	0	0	0
		CLAY	0	1	3	4	0
		HARLAN	1	0	0	0	0
		IN	1	0	0	0	0
		JACKSON	0	0	1	1	0
		KNOX	0	0	1	4	0
		LAUREL	6	12	28	58	0

**Table 30 - 2015 Kentucky Long Term Care Facility Patient Origin
Facility ADD and Facility by Patient County of Residence**

ADD	Facility Name	Patient County	Under 65	65-74	75-84	Over 85	Unknown
		LEE	0	0	1	0	0
		MCCREARY	0	0	1	0	0
		OH	0	0	1	0	0
		Other	0	0	0	1	0
		OWSLEY	0	1	0	0	0
		ROCKCASTLE	0	0	1	0	0
		TN	0	0	1	0	0
		VA	0	0	1	0	0
		WAYNE	0	0	0	1	0
		WHITLEY	0	0	4	3	0
		WV	0	0	0	1	0
		Total	9	15	43	73	0
	Middlesboro Health Care Facility						
		BELL	3	6	22	40	0
		HARLAN	0	0	1	0	0
		KNOX	0	1	0	0	0
		Other	0	0	0	1	0
		TN	0	1	2	7	0
		VA	0	0	3	3	0
		Total	3	8	28	51	0
	Mountain View Nursing and Rehab Ctr						
		BELL	18	21	25	5	0
		HARLAN	1	0	0	0	0
		KNOX	0	2	5	0	0
		LAUREL	1	0	1	0	0
		MCCREARY	0	0	1	0	0
		PULASKI	0	1	0	0	0
		TN	3	0	0	0	0
		WHITLEY	1	1	1	0	0
		Total	24	25	33	5	0

**Table 30 - 2015 Kentucky Long Term Care Facility Patient Origin
Facility ADD and Facility by Patient County of Residence**

ADD	Facility Name	Patient County	Under 65	65-74	75-84	Over 85	Unknown
	Pineville Community Hospital	BELL	2	4	6	8	0
		HARLAN	0	1	0	0	0
		KNOX	0	0	0	1	0
		TN	0	0	1	0	0
		Total	2	5	7	9	0
	Rockcastle Health and Rehabilitation Center	CASEY	0	0	1	0	0
		FAYETTE	1	0	0	0	0
		FRANKLIN	1	0	0	0	0
		LAUREL	0	1	2	1	0
		LINCOLN	3	0	5	2	0
		MADISON	0	0	0	1	0
		Other	0	1	1	1	0
		PULASKI	2	2	7	2	0
		ROCKCASTLE	6	11	21	22	0
		Total	13	15	37	29	0
	Rockcastle Regional Hospital and Respiratory Care	BELL	2	0	0	0	0
		BULLITT	0	0	1	0	0
		BUTLER	0	1	0	0	0
		CAMPBELL	1	0	0	0	0
		CASEY	1	0	0	0	0
		DAVISS	1	0	0	0	0
		ESTILL	1	0	0	0	0
		FAYETTE	3	1	0	1	0
		FLOYD	0	0	1	0	0
		FRANKLIN	0	1	0	0	0
		GARRARD	1	0	0	0	0
		GRAYSON	0	1	0	0	0
		HARLAN	1	1	0	0	0

**Table 30 - 2015 Kentucky Long Term Care Facility Patient Origin
Facility ADD and Facility by Patient County of Residence**

ADD	Facility Name	Patient County	Under 65	65-74	75-84	Over 85	Unknown
		JACKSON	1	0	0	0	0
		JEFFERSON	4	0	0	0	0
		JESSAMINE	1	0	0	0	0
		KNOX	1	0	0	0	0
		LAUREL	2	1	0	0	0
		LEE	1	0	0	0	0
		MADISON	4	1	0	0	0
		MARSHALL	1	0	0	0	0
		MARTIN	0	0	1	0	0
		MCCREARY	0	2	0	0	0
		MONTGOMERY	1	0	0	0	0
		MORGAN	1	0	0	0	0
		OH	1	0	0	0	0
		Other	5	1	0	0	0
		OWSLEY	1	0	1	0	0
		PERRY	1	0	1	0	0
		PIKE	1	1	0	0	0
		POWELL	0	0	0	1	0
		PULASKI	8	4	1	0	0
		ROCKCASTLE	4	0	0	0	0
		TN	2	0	1	0	0
		UNION	3	0	0	0	0
		WARREN	1	0	0	0	0
		WASHINGTON	1	0	0	0	0
		WAYNE	2	1	0	0	0
		WHITLEY	0	2	1	1	0
		WOLFE	1	0	0	0	0
		Total	59	18	8	3	0
	Signature HealthCare at Jackson Manor	CLAY	3	0	1	0	0
		FAYETTE	0	0	1	0	0

**Table 30 - 2015 Kentucky Long Term Care Facility Patient Origin
Facility ADD and Facility by Patient County of Residence**

ADD	Facility Name	Patient County	Under 65	65-74	75-84	Over 85	Unknown
		JACKSON	5	8	7	10	0
		KNOX	0	1	0	0	0
		LAUREL	3	0	4	4	0
		OWSLEY	0	0	1	0	0
		PERRY	0	1	0	0	0
		ROCKCASTLE	0	0	1	0	0
		Total	11	10	15	14	0
	The Heritage	FAYETTE	1	0	0	0	0
		JEFFERSON	0	0	1	0	0
		KNOX	1	4	3	4	0
		LAUREL	0	1	14	9	0
		WHITLEY	5	6	14	16	0
		Total	7	11	32	29	0
	Tri-Cities Nursing and Rehabilitation Center	BELL	1	0	0	0	0
		CASEY	1	0	0	0	0
		HARLAN	8	12	20	14	0
		JACKSON	0	1	0	0	0
		KNOX	2	0	0	0	0
		LETCHER	1	1	0	0	0
		MO	1	0	0	0	0
		ROCKCASTLE	1	0	0	0	0
		VA	0	1	0	0	0
		Total	15	15	20	14	0
	Williamsburg Health and Rehabilitation Center	KNOX	0	0	1	0	0
		LAUREL	2	0	2	0	0
		MCCREARY	1	2	5	6	0
		PULASKI	0	1	0	0	0

**Table 30 - 2015 Kentucky Long Term Care Facility Patient Origin
Facility ADD and Facility by Patient County of Residence**

ADD	Facility Name	Patient County	Under 65	65-74	75-84	Over 85	Unknown
		WHITLEY	10	23	35	30	0
		Total	13	26	43	36	0
ADD:14		ADD:13 Total	268	301	492	441	0
	Campbellsville Nursing and Rehabilitation						
		ADAIR	0	0	1	1	0
		GREEN	0	0	0	1	0
		MARION	0	0	0	1	0
		TAYLOR	2	10	23	21	0
		Total	2	10	24	24	0
	Clinton County Care and Rehabilitation Center						
		CLINTON	6	5	12	15	0
		LINCOLN	0	0	1	0	0
		PULASKI	0	0	0	1	0
		WAYNE	0	2	3	2	0
		Total	6	7	16	18	0
	Cumberland Nursing and Rehabilitation Center						
		BOYLE	0	1	0	0	0
		CASEY	1	1	0	0	0
		LINCOLN	0	1	0	1	0
		MADISON	0	1	0	0	0
		MCCREARY	1	0	0	0	0
		PULASKI	3	8	20	36	0
		ROCKCASTLE	0	0	1	0	0
		RUSSELL	0	1	4	2	0
		WAYNE	0	1	2	2	0
		Total	5	14	27	41	0
	Dishman Personal Care Home						
		WAYNE	0	0	0	0	0
		Total	0	0	0	0	0

**Table 30 - 2015 Kentucky Long Term Care Facility Patient Origin
Facility ADD and Facility by Patient County of Residence**

ADD	Facility Name	Patient County	Under 65	65-74	75-84	Over 85	Unknown
	Fair Oaks Health Systems						
		ADAIR	1	1	3	5	0
		BARREN	0	0	1	0	0
		CASEY	0	0	1	3	0
		DAVISS	0	0	0	1	0
		OH	0	1	0	0	0
		Other	0	1	0	0	0
		PULASKI	1	0	1	2	0
		RUSSELL	6	10	30	46	0
		Total	8	13	36	57	0
	Golden Living Center - Green Hill						
		ADAIR	0	2	3	3	0
		BRECKINRIDGE	0	1	0	0	0
		GREEN	2	4	20	23	0
		HARDIN	1	0	1	0	0
		HART	1	1	0	0	0
		LARUE	0	0	0	1	0
		METCALFE	0	1	0	0	0
		PULASKI	0	1	0	0	0
		RUSSELL	1	1	1	0	0
		TAYLOR	6	3	8	10	0
		Total	11	14	33	37	0
	Hicks' Golden Years Nursing Home						
		CLINTON	0	0	1	0	0
		FAYETTE	0	0	1	0	0
		KENTON	0	0	1	0	0
		LAUREL	0	0	1	0	0
		MCCREARY	0	1	0	0	0
		PULASKI	0	1	1	1	0
		RUSSELL	1	0	0	0	0

**Table 30 - 2015 Kentucky Long Term Care Facility Patient Origin
Facility ADD and Facility by Patient County of Residence**

ADD	Facility Name	Patient County	Under 65	65-74	75-84	Over 85	Unknown
		WAYNE	8	7	12	23	0
		Total	9	9	17	24	0
	Lake Cumberland Regional Hospital	MCCREARY	0	0	0	1	0
		PULASKI	3	2	2	3	0
		Total	3	2	2	4	0
	Liberty Care and Rehabilitation Center	ADAIR	1	1	0	0	0
		BOYLE	0	0	1	0	0
		CASEY	3	12	19	39	0
		LINCOLN	0	0	0	6	0
		MARION	0	0	0	1	0
		METCALFE	1	0	0	0	0
		PULASKI	0	1	1	0	0
		RUSSELL	0	2	2	2	0
		TAYLOR	0	0	0	1	0
		Total	5	16	23	49	0
	Signature Healthcare of McCreary County Rehab	LAUREL	1	0	0	0	0
		MCCREARY	4	7	10	20	0
		Other	0	0	0	1	0
		PULASKI	4	0	5	1	0
		TN	0	1	0	3	0
		WAYNE	1	0	0	2	0
		Total	10	8	15	27	0
	Somerset Nursing and Rehabilitation Facility	BOYLE	0	0	1	0	0
		FAYETTE	0	0	0	1	0
		GRANT	0	0	1	0	0
		HARDIN	0	1	0	0	0

**Table 30 - 2015 Kentucky Long Term Care Facility Patient Origin
Facility ADD and Facility by Patient County of Residence**

ADD	Facility Name	Patient County	Under 65	65-74	75-84	Over 85	Unknown
		LINCOLN	0	1	0	0	0
		MADISON	1	0	0	0	0
		MCCREARY	0	0	2	1	0
		OH	0	0	1	1	0
		PULASKI	4	7	45	43	0
		WAYNE	0	0	3	3	0
		Total	5	9	53	49	0
	Somerwoods Nursing and Rehabilitation						
		CASEY	0	0	1	0	0
		CLINTON	1	0	0	0	0
		FAYETTE	0	1	0	0	0
		JEFFERSON	0	1	0	0	0
		LAUREL	0	2	1	0	0
		MCCREARY	1	1	1	0	0
		PULASKI	12	14	36	53	0
		ROCKCASTLE	0	0	1	0	0
		RUSSELL	2	1	2	1	0
		TN	0	0	1	0	0
		WAYNE	0	4	6	3	0
		Total	16	24	49	57	0
	Summit Manor Health and Rehabilitation Center						
		ADAIR	7	9	20	39	0
		CUMBERLAND	0	0	1	0	0
		GREEN	0	0	1	1	0
		JEFFERSON	0	0	0	1	0
		MARION	0	0	0	1	0
		MEADE	0	0	1	0	0
		RUSSELL	1	2	5	4	0
		TAYLOR	0	2	0	2	0
		TN	0	0	0	1	0
		Total	8	13	28	49	0

**Table 30 - 2015 Kentucky Long Term Care Facility Patient Origin
Facility ADD and Facility by Patient County of Residence**

ADD	Facility Name	Patient County	Under 65	65-74	75-84	Over 85	Unknown
	The Grandview Nursing and Rehabilitation Facility	ADAIR	0	2	2	1	0
		GREEN	1	0	5	3	0
		MARION	0	0	3	0	0
		TAYLOR	4	11	10	37	0
		Total	5	13	20	41	0
		ADD:14 Total	93	152	343	477	0
ADD:15	Berea Health Care Center	BOYD	0	0	0	1	0
		CLARK	0	1	0	0	0
		ESTILL	0	0	0	2	0
		FAYETTE	0	0	1	0	0
		GARRARD	0	0	2	0	0
		GRANT	0	0	1	0	0
		JACKSON	0	0	2	1	0
		LESLIE	0	0	1	0	0
		MADISON	5	5	12	32	0
		Other	0	0	0	0	1
		PERRY	1	0	0	0	0
		ROCKCASTLE	0	1	0	3	0
		WHITLEY	0	1	0	0	0
		Total	6	8	19	39	1
	Bluegrass Care and Rehabilitation Center	BOURBON	0	1	0	0	0
		BOYD	0	0	0	1	0
		BUTLER	0	0	1	0	0
		CLARK	1	0	0	1	0
		FAYETTE	8	17	22	29	0
		HART	1	0	0	0	0
		JESSAMINE	1	7	4	4	0

**Table 30 - 2015 Kentucky Long Term Care Facility Patient Origin
Facility ADD and Facility by Patient County of Residence**

ADD	Facility Name	Patient County	Under 65	65-74	75-84	Over 85	Unknown
		MADISON	0	0	1	0	0
		Other	0	2	0	0	0
		OWSLEY	0	1	0	0	0
		POWELL	0	1	0	0	0
		PULASKI	0	1	1	0	0
		SCOTT	0	0	1	0	0
		WOODFORD	0	1	1	0	0
		Total	11	31	31	35	0
	Bourbon Heights	ANDERSON	0	1	0	0	0
		BATH	0	0	0	1	0
		BOURBON	9	9	20	27	0
		BUTLER	0	0	0	1	0
		CLARK	0	0	2	0	0
		FAYETTE	0	3	1	2	0
		FLEMING	0	0	0	2	0
		FLOYD	0	0	1	0	0
		HARRISON	1	0	1	1	0
		JOHNSON	0	0	0	1	0
		MADISON	1	0	0	0	0
		MONTGOMERY	0	0	0	1	0
		NICHOLAS	0	0	1	6	0
		OH	0	0	0	1	0
		PENDLETON	0	0	0	1	0
		PIKE	0	0	1	0	0
		POWELL	0	0	0	1	0
		Total	11	13	27	45	0
	Bradford Square Rehabilitation and Nursing Center	ANDERSON	6	0	0	0	0
		FAYETTE	12	0	0	0	0
		FRANKLIN	0	12	25	31	0

**Table 30 - 2015 Kentucky Long Term Care Facility Patient Origin
Facility ADD and Facility by Patient County of Residence**

ADD	Facility Name	Patient County	Under 65	65-74	75-84	Over 85	Unknown
		OWEN	0	0	3	0	0
		SHELBY	0	5	0	0	0
		Total	18	17	28	31	0
	Brookdale Richmond Place SNF						
		ANDERSON	0	0	1	0	0
		BOURBON	0	0	0	1	0
		CLARK	0	2	2	1	0
		FAYETTE	2	8	15	35	0
		FLOYD	0	0	1	0	0
		FRANKLIN	0	1	0	0	0
		HARRISON	0	0	0	1	0
		JESSAMINE	1	0	1	0	0
		JOHNSON	0	0	0	1	0
		LAWRENCE	0	0	0	1	0
		LETCHER	0	1	0	0	0
		LINCOLN	0	0	1	0	0
		MADISON	3	0	1	0	0
		ROWAN	1	0	1	0	0
		SCOTT	0	0	1	1	0
		WOODFORD	0	1	1	0	0
		Total	7	13	25	41	0
	Cambridge Place						
		BOURBON	1	0	0	0	0
		CARTER	0	0	0	1	0
		CLARK	2	2	0	1	0
		FAYETTE	6	18	23	13	0
		FRANKLIN	3	1	2	0	0
		HARRISON	0	1	1	0	0
		IL	0	1	0	0	0
		JEFFERSON	1	0	0	1	0
		JESSAMINE	2	2	3	2	0

**Table 30 - 2015 Kentucky Long Term Care Facility Patient Origin
Facility ADD and Facility by Patient County of Residence**

ADD	Facility Name	Patient County	Under 65	65-74	75-84	Over 85	Unknown
		LAUREL	1	1	0	0	0
		MADISON	1	2	1	0	0
		MERCER	1	0	0	0	0
		PENDLETON	0	1	0	0	0
		PIKE	1	0	1	0	0
		SCOTT	0	0	3	0	0
		WHITLEY	1	0	0	0	0
		WOODFORD	0	0	0	2	0
		Total	20	29	34	20	0
	Cardinal Hill Rehab Unit						
		ANDERSON	0	1	1	0	0
		CLARK	1	0	0	0	0
		FAYETTE	2	4	5	2	0
		FLOYD	0	0	1	0	0
		FRANKLIN	0	3	0	1	0
		JESSAMINE	0	2	2	1	0
		LAUREL	1	0	0	0	0
		LYON	1	0	0	0	0
		MADISON	0	2	0	0	0
		MAGOFFIN	0	0	1	0	0
		ROWAN	0	1	0	0	0
		SCOTT	0	0	0	1	0
		Total	5	13	10	5	0
	Cedar Ridge Health Campus						
		BOURBON	0	1	2	1	0
		FAYETTE	0	0	2	3	0
		HARRISON	1	1	14	18	0
		NICHOLAS	0	0	0	1	0
		PENDLETON	0	2	1	3	0
		Total	1	4	19	26	0

**Table 30 - 2015 Kentucky Long Term Care Facility Patient Origin
Facility ADD and Facility by Patient County of Residence**

ADD	Facility Name	Patient County	Under 65	65-74	75-84	Over 85	Unknown
	Charleston Health Care Center						
		ADAIR	0	0	1	0	0
		BOYD	0	0	1	0	0
		BOYLE	0	5	18	28	0
		CASEY	0	0	0	1	0
		FRANKLIN	0	1	0	0	0
		GARRARD	0	2	0	1	0
		JESSAMINE	1	0	1	1	0
		LEWIS	0	0	1	0	0
		LINCOLN	1	1	1	1	0
		MERCER	0	1	4	6	0
		NELSON	1	0	1	0	0
		Other	0	0	1	1	0
		POWELL	0	0	0	1	0
		PULASKI	1	0	1	0	0
		TAYLOR	0	0	1	0	0
		WAYNE	0	1	0	0	0
		WHITLEY	0	0	1	0	0
		Total	4	11	32	40	0
	Christian Care Center of Lancaster						
		BOYLE	6	4	7	3	0
		ESTILL	0	0	1	0	0
		FAYETTE	0	3	0	1	0
		GARRARD	5	3	13	23	0
		JESSAMINE	0	1	1	1	0
		LINCOLN	0	4	5	2	0
		MADISON	1	1	1	0	0
		MARION	1	1	0	0	0
		Other	0	0	1	1	0
		PULASKI	1	0	1	0	0
		RUSSELL	0	0	1	0	0

**Table 30 - 2015 Kentucky Long Term Care Facility Patient Origin
Facility ADD and Facility by Patient County of Residence**

ADD	Facility Name	Patient County	Under 65	65-74	75-84	Over 85	Unknown
		WASHINGTON	0	0	0	1	0
		Total	14	17	31	32	0
	Clark Regional Medical Center Transitional Care Un						
		CLARK	2	2	7	5	0
		MADISON	0	1	0	1	0
		MONTGOMERY	1	0	0	1	0
		POWELL	1	0	0	0	0
		Total	4	3	7	7	0
	Danville Center For Health						
		ADAIR	1	0	0	0	0
		BOYLE	2	3	15	18	0
		CASEY	0	0	3	3	0
		FAYETTE	1	3	1	1	0
		FRANKLIN	0	1	0	0	0
		GARRARD	0	0	2	1	0
		JESSAMINE	1	0	2	1	0
		LAUREL	0	0	0	1	0
		LINCOLN	2	4	4	6	0
		MADISON	1	0	0	0	0
		MCCREARY	0	0	0	1	0
		MERCER	1	0	2	5	0
		PULASKI	0	0	3	1	0
		SCOTT	0	0	1	0	0
		WASHINGTON	0	0	0	1	0
		WOODFORD	0	0	1	0	0
		Total	9	11	34	39	0
	Diversicare of Nicholasville						
		CLAY	0	0	0	1	0
		FAYETTE	0	0	2	4	0
		FLOYD	0	0	1	0	0

**Table 30 - 2015 Kentucky Long Term Care Facility Patient Origin
Facility ADD and Facility by Patient County of Residence**

ADD	Facility Name	Patient County	Under 65	65-74	75-84	Over 85	Unknown
		FRANKLIN	0	0	0	1	0
		GARRARD	0	1	0	2	0
		HARLAN	0	0	0	1	1
		HICKMAN	0	0	1	0	0
		JESSAMINE	0	2	3	4	5
		NELSON	0	0	0	0	1
		OH	0	0	0	1	0
		OHIO	0	0	0	1	0
		Other	1	2	2	0	11
		PERRY	0	0	0	0	1
		TN	1	2	1	0	4
		WARREN	0	0	0	0	1
		WAYNE	0	1	0	1	0
		WOLFE	0	0	1	0	0
		Total	2	8	11	16	24
	Dover Manor						
		BOURBON	0	1	6	5	0
		FAYETTE	0	2	3	3	0
		HARRISON	0	1	4	3	0
		SCOTT	0	4	21	25	0
		Total	0	8	34	36	0
	Eastern State Hosp Long Term Acquired Brain Injury						
		BOYLE	0	1	0	0	0
		FAYETTE	6	3	1	0	0
		FLEMING	0	0	1	0	0
		JEFFERSON	5	0	0	0	0
		WASHINGTON	1	0	0	0	0
		Total	12	4	2	0	0
	Edgemont Healthcare						
		BOURBON	1	0	0	0	0
		BREATHITT	0	0	1	0	0

**Table 30 - 2015 Kentucky Long Term Care Facility Patient Origin
Facility ADD and Facility by Patient County of Residence**

ADD	Facility Name	Patient County	Under 65	65-74	75-84	Over 85	Unknown
		CLARK	2	0	0	0	0
		FAYETTE	4	3	0	0	0
		HARRISON	9	14	6	9	0
		KENTON	0	1	0	0	0
		MONTGOMERY	0	0	1	0	0
		PENDLETON	1	0	0	0	0
		ROBERTSON	0	0	1	0	0
		SCOTT	4	0	1	0	0
		Total	21	18	10	9	0
	Ephraim McDowell Regional Medical Center						
		BOYLE	0	0	3	3	0
		CASEY	0	2	0	0	0
		GARRARD	0	1	0	1	0
		LINCOLN	0	1	1	0	0
		WASHINGTON	1	0	0	0	0
		Total	1	4	4	4	0
	Fountain Circle Care and Rehab Ctr						
		BATH	1	0	2	0	0
		BOONE	2	0	0	2	0
		BOURBON	0	1	2	1	0
		BOYD	0	0	0	1	0
		BREATHITT	1	0	0	1	0
		CASEY	0	0	1	0	0
		CLARK	13	12	19	12	0
		ESTILL	0	2	0	0	0
		FAYETTE	7	7	8	7	0
		FRANKLIN	0	0	3	0	0
		GARRARD	0	0	0	1	0
		JACKSON	0	1	0	0	0
		JESSAMINE	0	0	0	1	0
		JOHNSON	0	1	0	0	0

**Table 30 - 2015 Kentucky Long Term Care Facility Patient Origin
Facility ADD and Facility by Patient County of Residence**

ADD	Facility Name	Patient County	Under 65	65-74	75-84	Over 85	Unknown
		KNOTT	1	0	0	0	0
		LEE	0	0	0	1	0
		LINCOLN	0	1	1	0	0
		MADISON	0	0	2	2	0
		MASON	0	0	1	0	0
		MCCREARY	0	1	0	0	0
		MONTGOMERY	0	3	1	2	0
		PIKE	0	0	0	1	0
		POWELL	1	1	1	0	0
		PULASKI	1	0	0	0	0
		ROWAN	0	0	1	0	0
		SCOTT	0	1	3	1	0
		WEBSTER	0	0	0	1	0
		WOLFE	0	1	0	0	0
		WOODFORD	1	0	0	0	0
		Total	28	32	45	34	0
	Golden Living Center - Frankfort						
		ANDERSON	1	1	4	3	0
		ESTILL	0	0	0	1	0
		FAYETTE	1	0	1	2	0
		FRANKLIN	2	16	24	28	0
		LAUREL	0	1	0	0	0
		MADISON	0	0	0	1	0
		OHIO	0	0	1	0	0
		SHELBY	0	0	0	1	0
		WOODFORD	1	2	0	2	0
		Total	5	20	30	38	0
	Golden Living Center - Stanford						
		ANDERSON	0	1	0	0	0
		BOYLE	1	8	4	8	0
		CASEY	0	2	0	2	0

**Table 30 - 2015 Kentucky Long Term Care Facility Patient Origin
Facility ADD and Facility by Patient County of Residence**

ADD	Facility Name	Patient County	Under 65	65-74	75-84	Over 85	Unknown
		GARRARD	1	0	2	2	0
		GREEN	1	0	0	0	0
		HARRISON	0	1	0	0	0
		JEFFERSON	0	1	0	0	0
		JESSAMINE	0	0	2	0	0
		JOHNSON	0	0	0	1	0
		LINCOLN	4	10	19	32	0
		MADISON	1	0	0	0	0
		MARION	0	0	1	0	0
		MERCER	0	2	1	0	0
		Other	1	0	0	0	0
		PULASKI	0	3	2	0	0
		TN	0	1	0	0	0
		WAYNE	0	0	0	1	0
		Total	9	29	31	46	0
	Grand Haven Nursing Home						
		BOURBON	1	1	2	0	0
		GRANT	0	0	0	1	0
		HARRISON	5	7	11	14	0
		JEFFERSON	0	1	0	0	0
		NICHOLAS	1	0	0	0	0
		PENDLETON	0	0	2	0	0
		SCOTT	1	3	1	1	0
		Total	8	12	16	16	0
	Harrodsburg Health & Rehab Ctr						
		ANDERSON	1	0	1	0	0
		BOURBON	0	1	0	0	0
		BOYLE	4	3	5	4	0
		CASEY	1	2	1	0	0
		CLARK	0	1	0	0	0
		FAYETTE	1	4	2	2	0

**Table 30 - 2015 Kentucky Long Term Care Facility Patient Origin
Facility ADD and Facility by Patient County of Residence**

ADD	Facility Name	Patient County	Under 65	65-74	75-84	Over 85	Unknown
		FRANKLIN	0	0	1	1	0
		GARRARD	1	0	0	2	0
		JESSAMINE	1	0	0	1	0
		LINCOLN	1	0	3	1	0
		MADISON	1	0	0	0	0
		MERCER	8	8	18	17	0
		Other	0	0	0	1	0
		PULASKI	1	0	0	0	0
		ROCKCASTLE	0	0	1	0	0
		RUSSELL	1	0	0	0	0
		SCOTT	1	0	0	0	0
		WASHINGTON	1	0	2	0	0
		WOODFORD	0	1	0	0	0
		WV	0	0	1	0	0
		Total	23	20	35	29	0
	Heritage Hall Health and Rehabilitation Center						
		ANDERSON	1	3	15	27	0
		CLARK	1	0	0	0	0
		DAVIESS	0	0	0	1	0
		FRANKLIN	5	2	5	8	0
		MERCER	0	0	3	3	0
		NICHOLAS	1	0	0	0	0
		SHELBY	0	0	0	1	0
		WASHINGTON	0	0	1	0	0
		WHITLEY	0	0	1	0	0
		WOODFORD	0	1	5	2	0
		Total	8	6	30	42	0
	Irvine Nursing and Rehabilitation						
		CLARK	0	1	3	1	0
		ELLIOTT	1	0	0	0	0
		ESTILL	3	12	27	22	0

**Table 30 - 2015 Kentucky Long Term Care Facility Patient Origin
Facility ADD and Facility by Patient County of Residence**

ADD	Facility Name	Patient County	Under 65	65-74	75-84	Over 85	Unknown
		FAYETTE	1	0	0	0	0
		JACKSON	2	0	1	1	0
		LAUREL	1	0	0	0	0
		LEE	0	1	2	1	0
		MADISON	0	1	1	0	0
		SHELBY	0	1	0	0	0
		Total	8	16	34	25	0
	Johnson Mathers Nursing Home						
		BOURBON	1	2	5	8	0
		CLARK	0	0	0	1	0
		FAYETTE	1	1	2	4	0
		FLEMING	1	0	1	0	0
		HARRISON	2	2	1	2	0
		JESSAMINE	0	1	1	0	0
		MASON	0	0	0	1	0
		MCCREARY	0	1	0	0	0
		MONTGOMERY	0	0	0	1	0
		NICHOLAS	7	8	18	17	0
		PENDLETON	1	0	0	0	0
		ROBERTSON	0	1	0	0	0
		Total	13	16	28	34	0
	Kenwood Health and Rehabilitation Center						
		CLARK	2	2	0	0	0
		FAYETTE	1	0	2	1	0
		GARRARD	1	0	0	0	0
		HARRISON	0	0	0	1	0
		JACKSON	1	0	1	1	0
		KNOX	0	0	0	1	0
		LEE	0	0	1	0	0
		MADISON	4	15	19	29	0

**Table 30 - 2015 Kentucky Long Term Care Facility Patient Origin
Facility ADD and Facility by Patient County of Residence**

ADD	Facility Name	Patient County	Under 65	65-74	75-84	Over 85	Unknown
		ROCKCASTLE	0	0	0	1	0
		Total	9	17	23	34	0
	Lexington Country Place	ANDERSON	0	1	0	0	0
		BOYLE	0	1	0	0	0
		CLARK	0	0	0	1	0
		FAYETTE	1	0	13	56	0
		FLEMING	0	0	0	1	0
		FRANKLIN	0	0	1	0	0
		JESSAMINE	0	0	1	1	0
		LOGAN	0	0	0	1	0
		Other	0	0	0	1	0
		SCOTT	0	0	1	1	0
		SHELBY	0	0	0	1	0
		WOODFORD	0	1	0	3	0
		Total	1	3	16	66	0
	Madison Health and Rehabilitation Center	BELL	0	0	0	1	0
		CLARK	1	0	0	0	0
		ESTILL	0	0	0	2	0
		FAYETTE	4	3	2	2	0
		FRANKLIN	0	0	0	1	0
		JACKSON	0	0	1	0	0
		JESSAMINE	0	0	1	0	0
		LAUREL	0	0	3	1	0
		MADISON	4	15	14	17	0
		Other	0	1	0	1	0
		PULASKI	1	1	0	0	0
		ROCKCASTLE	0	1	2	1	0

**Table 30 - 2015 Kentucky Long Term Care Facility Patient Origin
Facility ADD and Facility by Patient County of Residence**

ADD	Facility Name	Patient County	Under 65	65-74	75-84	Over 85	Unknown
		SCOTT	0	1	0	1	0
		Total	10	22	23	27	0
	Mayfair Manor	BOURBON	0	1	0	0	0
		CASEY	0	0	0	1	0
		CLARK	1	0	0	0	0
		FAYETTE	2	5	17	37	0
		JESSAMINE	1	1	2	1	0
		LAUREL	0	0	0	1	0
		MADISON	1	0	2	2	0
		Other	1	0	0	1	0
		OWEN	0	0	1	1	0
		WOODFORD	1	1	0	0	0
		Total	7	8	22	44	0
	Northpoint Lexington Healthcare Center	CAMPBELL	2	0	0	2	0
		CLARK	0	0	1	0	0
		ESTILL	2	4	2	2	0
		FAYETTE	0	9	7	9	0
		GARRARD	0	0	0	1	0
		JESSAMINE	2	0	11	10	0
		MADISON	1	1	1	0	0
		MONTGOMERY	0	0	1	0	0
		Other	2	0	32	39	0
		SCOTT	0	0	0	1	0
		Total	9	14	55	64	0
	Providence Homestead	BOYLE	0	0	0	1	0
		CLARK	0	1	1	1	0
		ESTILL	0	0	0	1	0

**Table 30 - 2015 Kentucky Long Term Care Facility Patient Origin
Facility ADD and Facility by Patient County of Residence**

ADD	Facility Name	Patient County	Under 65	65-74	75-84	Over 85	Unknown
		FAYETTE	8	12	28	34	0
		FLEMING	0	1	0	0	0
		FRANKLIN	0	0	0	1	0
		IL	0	0	0	1	0
		JEFFERSON	0	0	2	1	0
		JESSAMINE	0	1	1	4	0
		LAUREL	0	1	1	0	0
		MADISON	1	0	1	0	0
		MONTGOMERY	0	0	0	1	0
		Other	0	2	1	0	0
		PIKE	0	1	0	0	0
		PULASKI	0	1	0	1	0
		ROBERTSON	1	0	0	0	0
		SCOTT	0	0	1	0	0
		WAYNE	0	1	0	0	0
		WOODFORD	0	0	6	5	0
		Total	10	21	42	51	0
	Providence Pine Meadows	ANDERSON	0	1	1	0	0
		BELL	0	0	0	1	0
		BOURBON	0	0	1	0	0
		BOYLE	0	0	2	0	0
		CLARK	0	0	0	1	0
		FAYETTE	10	11	25	33	0
		FRANKLIN	0	1	0	0	0
		HARRISON	0	0	1	0	0
		JESSAMINE	0	1	4	2	0
		MADISON	1	0	0	1	0
		OH	0	0	1	0	0
		PULASKI	0	0	1	0	0
		ROCKCASTLE	0	0	1	0	0

**Table 30 - 2015 Kentucky Long Term Care Facility Patient Origin
Facility ADD and Facility by Patient County of Residence**

ADD	Facility Name	Patient County	Under 65	65-74	75-84	Over 85	Unknown
		SCOTT	0	2	1	2	0
		TN	0	0	0	1	0
		WOODFORD	0	1	1	5	0
		Total	11	17	39	46	0
	Rose Manor Health Care						
		BOURBON	0	0	1	0	0
		BOYLE	0	0	1	0	0
		CLARK	0	1	1	7	0
		FAYETTE	0	3	5	9	0
		JESSAMINE	0	0	0	1	0
		LETCHER	0	0	1	0	0
		Other	0	0	0	1	0
		TAYLOR	0	0	1	0	0
		WOODFORD	0	0	0	1	0
		Total	0	4	10	19	0
	Sayre Christian Village Nursing Home						
		CLARK	0	0	1	2	0
		DAVISS	0	0	0	1	0
		FAYETTE	1	14	18	57	0
		GARRARD	0	0	1	0	0
		JESSAMINE	0	1	3	2	0
		MADISON	0	0	0	1	0
		MONTGOMERY	0	0	0	1	0
		OH	0	0	1	1	0
		POWELL	0	0	0	1	0
		WV	0	0	0	1	0
		Total	1	15	24	67	0
	Signature Healthcare of Georgetown						
		ANDERSON	0	1	0	0	0
		BOURBON	2	0	0	0	0
		FAYETTE	1	0	1	0	0

**Table 30 - 2015 Kentucky Long Term Care Facility Patient Origin
Facility ADD and Facility by Patient County of Residence**

ADD	Facility Name	Patient County	Under 65	65-74	75-84	Over 85	Unknown
		FRANKLIN	1	1	1	1	0
		JESSAMINE	1	1	0	0	0
		SCOTT	4	2	12	16	0
		WOODFORD	0	1	0	0	0
		Total	9	6	14	17	0
	Stanton Nursing and Rehabilitation Center	CLARK	10	0	0	0	0
		ESTILL	0	4	0	6	0
		FAYETTE	0	0	0	3	0
		JACKSON	0	0	0	2	0
		LEE	0	0	3	1	0
		MONTGOMERY	0	2	6	5	0
		POWELL	5	5	15	4	0
		Total	15	11	24	21	0
	Tanbark Health Care	BOURBON	0	0	1	0	0
		FAYETTE	0	3	4	15	0
		GARRARD	0	0	0	1	0
		JESSAMINE	0	0	1	3	0
		WOODFORD	0	0	0	2	0
		Total	0	3	6	21	0
	Taylor Manor Nursing Home	ANDERSON	1	0	0	2	0
		FAYETTE	0	0	2	13	0
		FRANKLIN	0	1	0	2	0
		OH	0	0	1	0	0
		SCOTT	0	0	0	1	0
		SHELBY	0	0	0	1	0
		TN	0	0	0	1	0
		WOODFORD	0	1	4	10	0
		Total	1	2	7	30	0

**Table 30 - 2015 Kentucky Long Term Care Facility Patient Origin
Facility ADD and Facility by Patient County of Residence**

ADD	Facility Name	Patient County	Under 65	65-74	75-84	Over 85	Unknown
	Telford Terrace	MADISON	0	0	0	1	0
		Total	0	0	0	1	0
	The James B. Haggin Memorial Hospital	FAYETTE	0	0	0	1	0
		LINCOLN	0	0	0	1	0
		MERCER	2	3	8	19	0
		Total	2	3	8	21	0
	The Terrace Nursing and Rehabilitation Facility	BOYD	0	0	0	1	0
		CLARK	0	0	1	0	0
		ESTILL	0	0	1	0	0
		FAYETTE	0	0	0	6	0
		FRANKLIN	0	0	1	1	0
		GARRARD	0	1	0	0	0
		IN	0	0	1	0	0
		JACKSON	0	1	1	5	0
		LEE	0	0	1	0	0
		LINCOLN	0	0	0	1	0
		MADISON	1	4	20	36	0
		MERCER	0	0	2	0	0
		ROCKCASTLE	0	0	5	2	0
		VA	0	0	0	1	0
		WHITLEY	1	0	0	0	0
		Total	2	6	33	53	0
	The Willows at Hamburg	BELL	0	0	1	0	0
		BOURBON	0	0	2	2	0
		CLARK	0	0	3	4	0
		FAYETTE	1	1	8	29	0

**Table 30 - 2015 Kentucky Long Term Care Facility Patient Origin
Facility ADD and Facility by Patient County of Residence**

ADD	Facility Name	Patient County	Under 65	65-74	75-84	Over 85	Unknown
		FRANKLIN	0	0	0	1	0
		JESSAMINE	0	2	0	1	0
		JOHNSON	0	0	0	1	0
		LAUREL	0	0	0	2	0
		MADISON	0	1	1	1	0
		Other	1	0	1	4	0
		PIKE	0	0	0	1	0
		SCOTT	0	0	1	5	0
		Total	2	4	17	51	0
	Thomson Hood Veterans Center	ANDERSON	0	2	0	1	0
		BOONE	1	0	0	3	0
		BOURBON	0	0	1	2	0
		BOYLE	1	0	3	2	0
		BULLITT	0	0	0	2	0
		CARTER	0	0	1	0	0
		CASEY	0	0	0	1	0
		CLARK	1	0	1	2	0
		ESTILL	0	0	1	1	0
		FAYETTE	3	13	18	43	0
		FLEMING	0	0	0	1	0
		FLOYD	0	0	0	2	0
		FRANKLIN	1	3	4	5	0
		GARRARD	0	1	1	2	0
		GRANT	0	0	0	1	0
		GRAYSON	2	0	0	0	0
		GREEN	1	0	0	0	0
		GREENUP	0	0	2	0	0
		HARDIN	1	0	1	1	0
		HARRISON	0	0	0	1	0
		HENDERSON	0	0	0	1	0

**Table 30 - 2015 Kentucky Long Term Care Facility Patient Origin
Facility ADD and Facility by Patient County of Residence**

ADD	Facility Name	Patient County	Under 65	65-74	75-84	Over 85	Unknown
		HENRY	0	1	0	0	0
		JEFFERSON	4	3	3	3	0
		JESSAMINE	1	4	7	8	0
		KENTON	0	0	1	1	0
		KNOX	0	0	1	0	0
		LARUE	0	0	0	4	0
		LAUREL	1	0	1	0	0
		LETCHER	0	1	0	0	0
		LINCOLN	0	1	1	0	0
		LIVINGSTON	0	0	1	0	0
		MADISON	0	1	1	0	0
		MAGOFFIN	0	0	0	1	0
		MARION	0	1	0	0	0
		MCCREARY	0	0	2	0	0
		MENIFEE	0	0	0	1	0
		MERCER	0	0	3	2	0
		MONTGOMERY	0	0	0	5	0
		NELSON	0	0	0	2	0
		NICHOLAS	0	1	0	0	0
		Other	0	1	2	0	0
		PERRY	0	0	1	0	0
		POWELL	0	0	1	1	0
		PULASKI	0	0	1	3	0
		ROCKCASTLE	0	0	0	1	0
		ROWAN	0	0	0	1	0
		SCOTT	0	1	3	5	0
		SPENCER	0	0	0	1	0
		TAYLOR	0	1	1	0	0
		WAYNE	0	0	1	0	0
		WOODFORD	0	1	3	4	0
		Total	17	36	67	114	0

**Table 30 - 2015 Kentucky Long Term Care Facility Patient Origin
Facility ADD and Facility by Patient County of Residence**

ADD	Facility Name	Patient County	Under 65	65-74	75-84	Over 85	Unknown
	Wesley Village	JEFFERSON	0	0	1	0	0
		Total	0	0	1	0	0
	Willows at Citation	FAYETTE	2	4	11	15	0
		JEFFERSON	0	0	0	1	0
		JESSAMINE	0	1	2	0	0
		LINCOLN	0	0	0	1	0
		MADISON	1	0	0	0	0
		MERCER	0	0	1	0	0
		MONTGOMERY	0	1	0	0	0
		SCOTT	1	2	3	4	0
		WOODFORD	0	0	0	1	0
		Total	4	8	17	22	0
		ADD:15 Total	358	563	1,055	1,458	25
State Total			3,246	4,146	6,924	8,906	32

*Kentucky Annual
Long-Term Care Services Report*



*Section VII
Notes*

Table 31 - 2015 Long Term Care - Memo Section

License	Facility	Page	LTCMemo
100766	Baptist Health Paducah	LTCResidentActivity	From Sept 1-Dec 31, 2015, we had a temporary bed reduction. 12 of our beds were not in use for 122 days due to construction. My potential pat days of 7296 reflect the beds in use.
100039	Bracken County Nursing and Rehabilitation Center	LTCCensusOrigin	Pike Co, Mississippi
100043	Breckinridge Manor	LTCCensusOrigin	Business Closed July 3, 2015.
101119	Cedar Lake Lodge Park Place I	LTCResidentActivity	No admissions or discharges this year.
100751	Cedar Ridge Health Campus	LTCResidentActivity	PC opened September 24th 2015. We do not have nursing home Non CCRC.
100300	Christian Care Center of Kuttawa	LTCResidentActivity	4 PC licensed beds surrendered 08/31/15.
100691	Christian Health Center, Bowling Green	LTCResidentActivity	License for 48 personal care beds due to addition of campus.
100486	Christian Health Center, Hopkinsville	LTCCensusOrigin	Two residents origin state was S.C. They were 83, and 84. The following states had one resident each who originated in that state. WI(88), OK(91), N.C(85), and AL(86). One resident originated from Canada their age was 88.
100079	Crittenden County Health and Rehabilitation Center	LTCResidentActivity	Personal Care Beds were not utilized in 2015.
100342	Diversicare of Greenville	LTCResidentActivity	Note: Effective April 1, 2015, 16 personal care beds were decertified. We began the year with 30 personal care beds and had 14 personal care beds effective 4/1/15.
100710	Ephraim McDowell Regional Medical Center	LTCResidentActivity	365 x 25 beds equals 9,125 potential Patient Days.
100155	Frasure's Personal Care Home	LTCResidentActivity	61x365 is 22265 and by this calculation there is 22265 potential days.
101231	Gardens At Hickory Woods	LTCResidentActivity	We opened May 18, 2015.
100290	Golden Living Center - Stanford	LTCResidentActivity	Bedhold not counted for ending census causing discrepancy between ending census for 2014 and beginning census for 2015.
100516	Good Shepherd Community Nursing Center	LTCCensusOrigin	Buchanan County (3) Washington County (1)
100594	Grant Center	LTCResidentActivity	3 day change in admission availability r/t flu outbreak.
100637	Green Meadows Healthcare Center 1	LTCResidentActivity	Beginning census should have been 110 not 109 for the ending census last year. A bed hold was not counted in the numbers therefore, it should be 110 instead of 109.

Table 31 - 2015 Long Term Care - Memo Section

License	Facility	Page	LTCMemo
101164	Heartsong Memory Care	LTCCensusDeath	Facility had a larger than usual number of residents whose families requested they stay through end of life care with hospice and additional private support services.
100481	Heritage Manor Healthcare Center	LTCResidentActivity	The 2014 ending census was incorrect at 67 and should have been 68.
100726	Highlands Regional Medical Center (Prestonsburg)	LTCResidentActivity	The unit is closed, however the license is kept current.
100935	Ivy Knoll	LTCResidentActivity	Ivy Knoll took ownership on May 1, 2015.
100644	Jefferson Place Health and Rehab	LTCResidentActivity	Increase in Medicare and LTC referrals
100765	Kindred Hospital - Louisville	LTCPayorSource	The report I was working from for these figures had some questionable dates on it as far as when payors changed so some of the figures may be off slightly.
100765	Kindred Hospital - Louisville	LTCResidentActivity	CCRC does not apply to our facility all of our beds are SNF beds and all are duly certified for Medicare and Medicaid.
100514	Lake Way Nursing and Rehabilitation Center	LTCCensusOrigin	Family moved resident here from Alabama.
100514	Lake Way Nursing and Rehabilitation Center	LTCPayorSource	I counted the medicare replacement plans in with the medicare.
100604	Letcher Manor	LTCCensusOrigin	Other = NC
100604	Letcher Manor	LTCPayorSource	Other: LTC Insurance (27) and HMO Medicare A replacement plan (777) Medicaid: Includes Hospice Medicaid (247)
100011	Life Care Center of LaCenter	LTCCensusOrigin	Louisville
100727	McDowell Skilled Nursing Facility	LTCResidentActivity	The NF beds were not utilized in 2015.
100045	Morgantown Care and Rehabilitation Center	LTCCensusAge	Two residents on Medicaid bed hold, but were included in the age group of 85 and older.
100045	Morgantown Care and Rehabilitation Center	LTCPayorSource	Other insurance companies with patient days: Aetna, Anthem, BCBS Anthem, Gallagher Bassett, Osparus, Hospice of Southern Kentucky, Hospice Private, Humana, Coventry Cares, Medicaid Pending, United Healthcare (MC), United Healthcare (MRA).
101087	Morning Pointe of Frankfort	LTCCensusOrigin	We are 100% Personal care.
101229	Morning Pointe Of Louisville At South Hurstbourne	LTCResidentActivity	New Community--License active as of 9/16, 2015.
100922	Park Louisville	LTCResidentActivity	Providence Group inc bought Arden Courts in December of 2015 and the name was changed to Park Louisville Memory Care.

Table 31 - 2015 Long Term Care - Memo Section

License	Facility	Page	LTCMemo
100686	River's Bend Retirement Community	LTCResidentActivity	Jan 1 thru Mar 17, 2015 we had 12 licensed PC beds with a potential of 912 days. Mar 18 thru Dec 31, 2015 we had 8 licensed PC beds with a potential of 2,312 days. Sum of potential days for 2015 is 3,224.
100090	Signature Healthcare at Hillcrest	LTCResidentActivity	Due to facility change of ownership April 2014, ending 2014 census will not match 2015 beginning census.
100412	Springfield Nursing and Rehabilitation Center	LTCResidentActivity	There was an error 2014 ending census the error was 66 was in the building and 1 bedhold was unaccounted for totally the actual census of 67.
101131	The Lantern at Morning Pointe of Frankfort	LTCCensusDeath	Resident passed away under hospice care while receiving treatment at another facility.
100651	Thomson Hood Veterans Center	LTCCensusOrigin	Out of state.
100957	Trinity Station Retirement Community	LTCResidentActivity	Added 2 NH beds December 2015 making total of 17 NH beds (CCRC).
101254	Windsor Gardens CCRC	LTCResidentActivity	Census starts 1 April 2015. All data is for 1 April 2015 - 31 December 2015.



CABINET FOR HEALTH AND FAMILY SERVICES
CHFS.KY.GOV