
2016 Kentucky Annual Long-Term Care Services Report

January 1 through December 31, 2016

Published September 2017



**Cabinet for Health and Family Services
Office of Health Policy**



2016 Kentucky Annual Long-Term Care Report

Introduction

The Office of Health Policy announces the release of the 2016 Kentucky Annual Long-Term Care Report. This office is responsible for the utilization data collection and reporting required by 902 KAR 20:008 and in support of the State Health Plan 900 KAR 5:020.

This report covers the period from January 1, 2016 through December 31, 2016. The number of Nursing Facility (NF) beds decreased from 26,314 in 2015 to 26,148 in 2016. There was also a decrease from 2014 to 2015. The two-year decrease in NF beds was 186 beds statewide.

The 2016 overall occupancy rate for NF beds was 86.98%, a decrease of 0.44% from the 87.42% occupancy rate in 2015. The highest occupancy rate within the last ten years was 91.48% in 2006 and the lowest was 86.98% in the 2016 reporting year. The total net change from 2006 to 2016 was a decrease of 4.5% for NF beds.

The ending census, for the number of NF beds occupied December 31, 2016 was 22,525 compared to 22,958 on December 31, 2015. The beds were occupied for 93,820 fewer patient days in 2016 than in 2015 (8,416,285 patient days in 2015, compared to 8,322,465 patient days in 2016).

Payor Source for 2016

The 2016 Payor Source, Section 2, for total patient days as reported for Nursing Facility Beds shows the following distribution: Reported Medicare paid days were 1,150,138 in 2016 and in 2015 there were 1,209,294, a decrease of 59,156 days from the 2015 report. Medicaid paid days were 5,684,970 days in 2016 and in 2015 there were 5,720,461 days, a decrease of 35,491 days from the 2015 report year.

***NOTE:** When checking ending census for the previous year and the beginning census for the current year, there may be discrepancies in the numbers. When possible, a note was included in Section VII Notes to explain.

The Office of Health Policy produces a number of utilization and services reports. In addition to the Annual Long Term Care Report, the following reports are available: Hospital Utilization and Services Report; Home Health Services Report; Private Duty Nursing Report; Hospice Report; The Kentucky Magnetic Resonance Imaging Services Report (MRI); Megavoltage Radiation Services Report; Positron Emission Tomography (PET) Report; Ambulatory Surgical Services Report; and the Psychiatric Residential Treatment Facility Report. These reports can be downloaded from the following web site:

<http://chfs.ky.gov/ohp/dhppd/dataresgal.htm>. Hard copies of the report can be obtained by contacting the Office of Health Policy by mail, email, phone, or fax.

This report now becomes the most recent official data on Long Term Care services utilization published by the Cabinet for Health Services. For additional copies of this report, please submit a request in writing along with a check in the amount of \$20 made payable to the Kentucky State Treasurer, mail to:

Cabinet for Health and Family Services
Office of Health Policy
275 East Main Street 4W-E
Frankfort, KY 40621

Should you have any questions concerning this report please contact:

Elizabeth Tutt
275 East Main Street, 4W-E
Frankfort, KY 40621
Phone (502) 564-9592
ElizabethA.Tutt@ky.gov

Printed With State Funds

Table of Contents

Introduction – Table of Contents	I-V
Data Analysis – Occupancy Rates	VI-VIII
KY Area Development District (ADD) Map	IX
County and ADD Reference	X-XI
Section I – Census Data	
Includes number of licensed beds, beginning census, admissions, discharges, ending census, total patient days and occupancy percentage for each bed type.	
Licensed Nursing Facility Beds	1-17
Licensed Nursing Facility Beds by Area Development District.....	18
Licensed Personal Care Bed	19-28
Licensed Nursing Home Beds (CCRC)	29-31
Licensed Nursing Home Beds (Non-CCRC).....	32
Licensed Intermediate Care Beds	33
Licensed Alzheimer’s Facility Beds	34
Licensed ICF/IID Facilities.....	35-36
Section II – Payor Source Data	
Includes primary payor source data in number of patient days for each bed type.	
Licensed Nursing Facility Beds	37-53
Licensed Personal Care Beds.....	54-63
Licensed Nursing Home Beds (CCRC)	64-66
Licensed Nursing Home Beds (Non-CCRC).....	67
Licensed Intermediate Care Beds	68
Licensed Alzheimer’s Facility Beds	69
Licensed ICF/IID Facilities.....	70-71
Section III – Patient Age Distribution Data	
Includes the ages of patients residing in each facility on December 31, 2016.	
Licensed Nursing Facility Beds	72-87
Licensed Personal Care Beds.....	88-97
Licensed Nursing Home Beds (CCRC)	98-100
Licensed Nursing Home Beds (Non-CCRC).....	101
Licensed Intermediate Care Beds	102

Licensed Alzheimer’s Facility Beds	103
Licensed ICF/IID Facilities.....	104

Section IV – Patient Death Distribution Data

Includes the ages of patient deaths in each facility during 2016.

Licensed Nursing Facility Beds	105-120
Licensed Personal Care Beds.....	121-130
Licensed Nursing Home Beds (CCRC)	131-133
Licensed Nursing Home Beds (Non-CCRC).....	134
Licensed Intermediate Care Beds	135
Licensed Alzheimer’s Facility Beds	136
Licensed ICF/IID Facilities.....	137

Section V – Nursing Facility by ADD.....	138-146
--	---------

Section VI – Patient Origin Data	147-235
--	---------

Section VII – Notes.....	236-238
--------------------------	---------

Definitions

Long-Term Care: A facility licensed by the state through the Office of the Inspector General (OIG) providing one or more of the following levels of care:

Nursing Facility (NF) - Long-term care facilities, formerly skilled nursing, nursing home, or intermediate care facilities prior to October 1, 1990, which meet the Omnibus Budget Reconciliation Act of 1987 (OBRA 87) nursing home reform requirements. Nursing facilities must be certified to participate in the **Medicare program in order to be certified for participation in Medicaid**, with the exception of those who have obtained a Medicaid nursing requirement waiver.

Nursing Home (NH) - Establishments with permanent facilities that include inpatient beds, and with medical services including continuous nursing service; that provide treatment for patients who require inpatient care but do not currently require continuous hospital services.

Intermediate Care (IC) - Establishments with permanent facilities and health related services for patients who do not require the degree of care and treatment which a hospital or skilled nursing facility is designed to provide, but who, because of their mental or

physical condition, require care and services (above the level of room and board) which can be made available to them only through institutional facilities on an inpatient basis.

Alzheimer's Facility (ALZ) - A long-term care facility constructed and operated pursuant to KRS.216B.071 that provides care to residents with a primary diagnosis of Alzheimer's disease or related disorders.

Intermediate Care Facility for Individuals with Intellectual Disability (ICF/IID) - A facility licensed by the Office of the Inspector General to provide care for individuals with intellectual disabilities.

Personal Care Facility (PC) – Establishments with permanent facilities including resident beds. Services provided include continuous supervision of residents, basic health and health-related services, personal care services, residential care services and social and recreational activities. (902 KAR 20:036)

Total Patient Days: The total days of patient care provided by the facility for the year based on its capacity. It is calculated by summing the daily patient census for each day in the reporting period.

Days in Period: 2016 had 366 days.

Licensed Beds: The number and type of beds for which the facility has been licensed at the end of the reporting period.

Percent Occupancy: Total days divided by potential patient days.

Potential Patient Days: Number of licensed beds multiplied by the number of days in the reporting period, adjusted to reflect changes in licensed beds during the reporting period. Example: 100 licensed beds X 365 (days in 2015) equals 36,500 potential days. This figure is not shown in the report, but is used to calculate occupancy percentages.

*Kentucky Annual
Long-Term Care Services Report*



Charts and Graphs

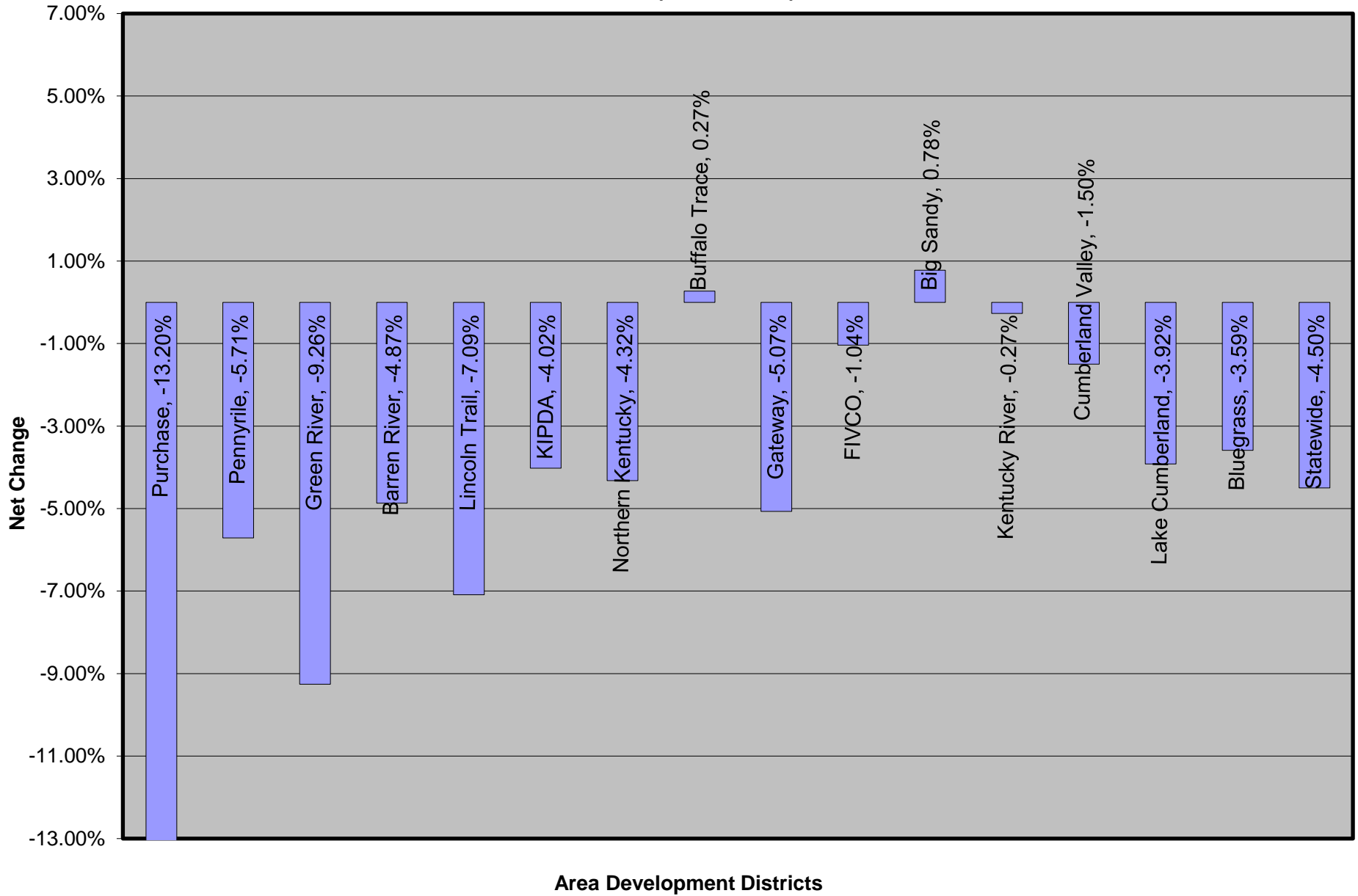
**NURSING FACILITY BED OCCUPANCY RATES
BY Year, ADD and Bed Type**

Area Development District	2006	2007	2008	2009	2010	2011	2012	2013	2014	2015	2016	NET CHANGE	
												2006-2016	2015-2016
Purchase	91.22%	90.43%	88.19%	87.60%	87.69%	89.44%	84.95%	80.14%	79.83%	79.47%	78.02%	-13.20%	-1.45%
Pennyrite	87.47%	87.08%	87.85%	88.05%	87.46%	87.52%	87.43%	83.01%	82.55%	82.37%	81.76%	-5.71%	-0.61%
Green River	92.21%	91.03%	91.54%	89.89%	90.03%	89.97%	89.23%	87.72%	88.55%	85.15%	82.95%	-9.26%	-2.20%
Barren River	92.77%	89.04%	93.37%	93.60%	93.48%	91.82%	90.73%	90.01%	90.69%	89.01%	87.90%	-4.87%	-1.11%
Lincoln Trail	96.72%	96.74%	95.66%	94.74%	95.36%	93.35%	91.29%	87.08%	89.74%	88.69%	89.63%	-7.09%	0.94%
KIPDA	89.93%	87.84%	90.56%	89.75%	89.26%	89.25%	87.15%	85.01%	86.62%	87.58%	85.91%	-4.02%	-1.67%
Northern Kentucky	93.45%	92.84%	91.76%	90.27%	91.71%	92.72%	90.44%	91.99%	92.36%	88.21%	89.13%	-4.32%	0.92%
Buffalo Trace	90.27%	88.34%	86.53%	88.80%	88.00%	90.06%	92.51%	90.11%	92.74%	77.29%	90.54%	0.27%	13.25%
Gateway	97.38%	91.25%	93.81%	92.83%	91.30%	93.09%	90.63%	91.41%	93.25%	91.75%	92.31%	-5.07%	0.56%
FIVCO	92.87%	94.93%	93.77%	93.26%	92.59%	92.37%	91.57%	90.39%	92.93%	92.08%	91.83%	-1.04%	-0.25%
Big Sandy	85.64%	83.59%	84.55%	82.45%	86.14%	86.43%	86.18%	84.18%	85.96%	84.43%	86.42%	0.78%	1.99%
Kentucky River	89.43%	89.68%	89.74%	91.25%	90.41%	88.75%	88.62%	86.34%	88.51%	88.63%	89.16%	-0.27%	0.53%
Cumberland Valley	94.23%	94.85%	94.80%	95.15%	94.37%	93.65%	93.74%	93.91%	93.29%	93.35%	92.73%	-1.50%	-0.62%
Lake Cumberland	95.29%	94.66%	95.34%	93.07%	94.21%	95.17%	94.85%	93.67%	94.30%	92.83%	91.37%	-3.92%	-1.46%
Bluegrass	91.07%	86.40%	87.46%	87.69%	91.00%	91.39%	89.92%	89.34%	88.42%	88.01%	87.48%	-3.59%	-0.53%
Statewide	91.48%	89.77%	90.70%	90.21%	90.74%	90.75%	89.35%	87.64%	88.36%	87.42%	86.98%	-4.50%	-0.44%

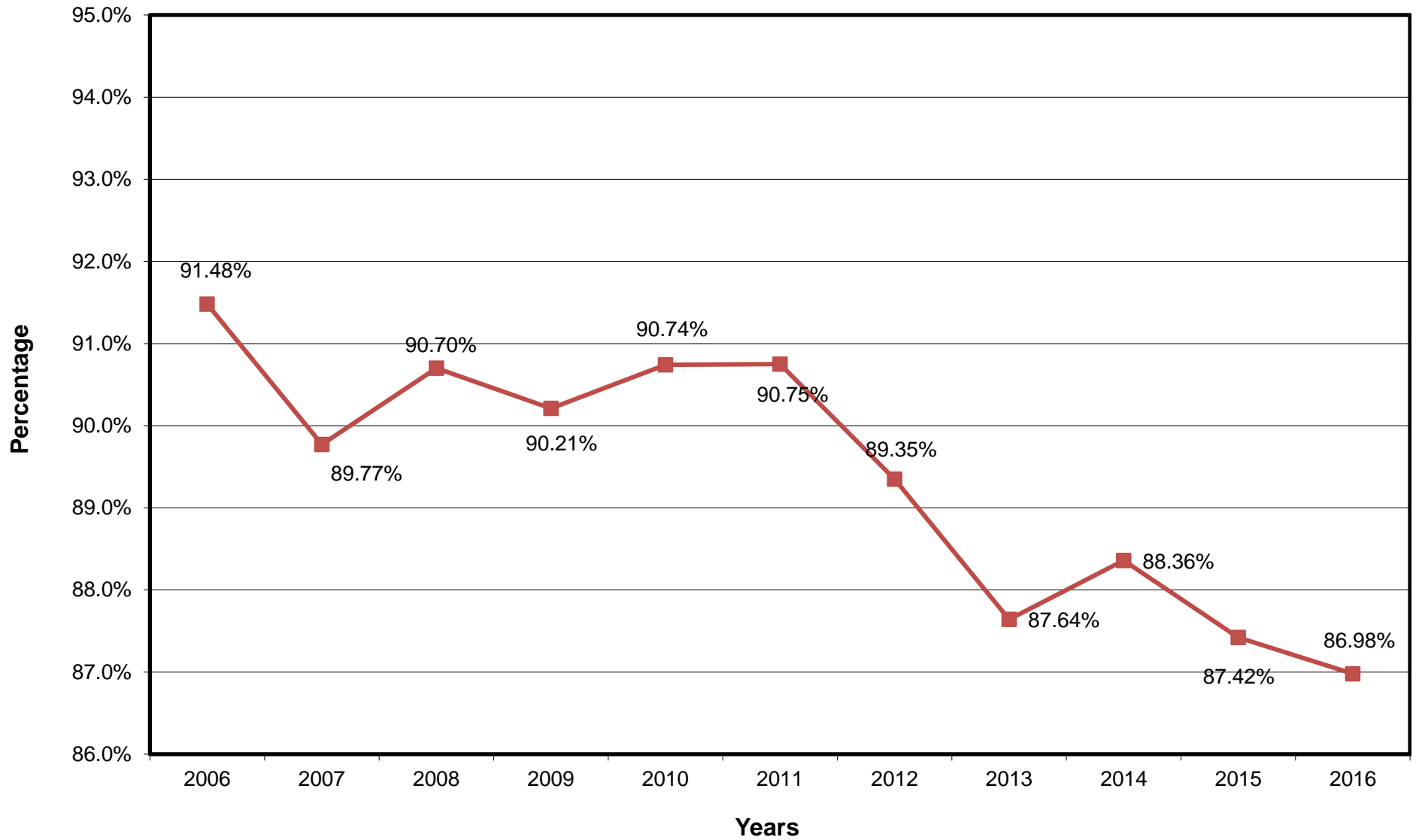
OCCUPANCY RATES BY BED TYPE

Licenced Bed Type	2006	2007	2008	2009	2010	2011	2012	2013	2014	2015	2016	NET CHANGE	
												2006-2016	2015-2016
Nursing Facility	91.48%	89.77%	90.70%	90.21%	90.74%	90.75%	89.35%	87.64%	88.36%	87.42%	86.98%	-4.50%	-0.44%
Personal Care	76.94%	77.16%	80.26%	79.88%	77.94%	80.53%	79.08%	77.19%	80.24%	77.55%	77.01%	0.07%	-0.54%
Intermediate Care	99.18%	59.20%	81.55%	84.68%	85.24%	78.79%	77.56%	72.55%	63.41%	74.83%	74.37%	-24.81%	-0.46%
Nursing Home (CCRC)	87.74%	86.12%	89.71%	86.60%	86.99%	85.54%	81.50%	75.94%	72.77%	69.28%	61.95%	-25.79%	-7.33%
Nursing Home (Non-CCRC)	87.74%	86.12%	89.71%	86.60%	86.99%	85.54%	81.50%	86.74%	86.89%	84.62%	83.62%	83.62%	-1.00%
ICF/IID	72.75%	83.77%	66.96%	62.84%	59.04%	53.89%	53.54%	51.46%	49.32%	48.04%	66.09%	-6.66%	18.05%
Alzheimer	92.55%	93.02%	92.38%	89.64%	92.68%	88.41%	93.67%	94.59%	94.37%	91.79%	89.69%	-2.86%	-2.10%

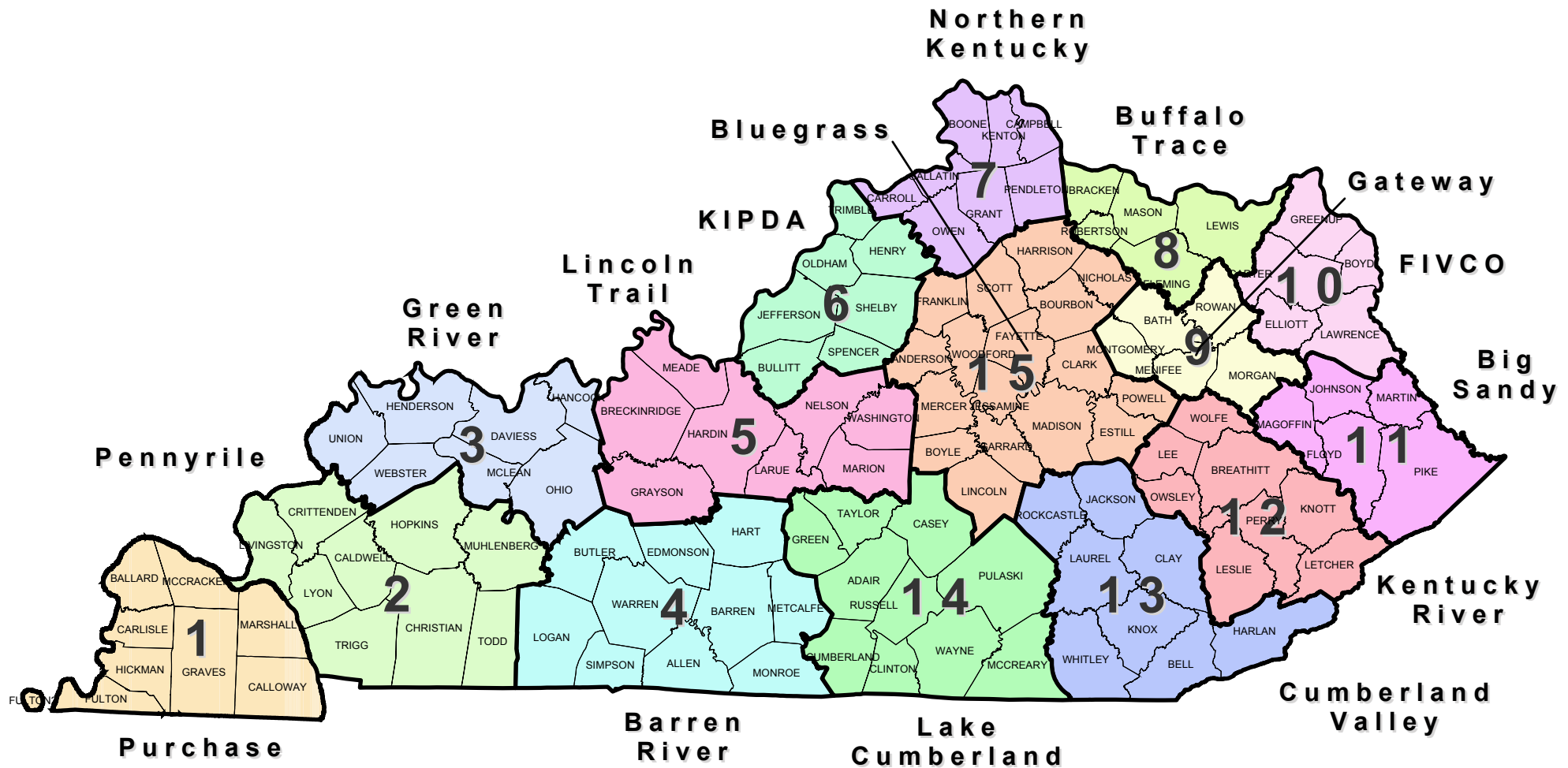
Net Change in Occupancy in Nursing Facility Beds (2006 - 2016)



Statewide Occupancy Rates for Nursing Facility Beds 2006 - 2016



Kentucky Counties and Area Development Districts (ADDs)





County and Area Development District Reference

ADD	ADD NAME	COUNTY	ADD	ADD NAME	COUNTY		
1	PURCHASE	BALLARD	4	BARREN RIVER	SIMPSON		
		CALLOWAY			WARREN		
		CARLISLE			METCALFE		
		FULTON			MONROE		
		2	PENNYRILE	GRAVES	5	LINCOLN TRAIL	BRECKINRIDGE
				HICKMAN			GRAYSON
				MARSHALL			HARDIN
				MCCRACKEN			LARUE
				CALDWELL			MARION
				CHRISTIAN			MEADE
CRITTENDEN	NELSON						
HOPKINS	WASHINGTON						
LIVINGSTON	BULLITT						
LYON	HENRY						
3	GREEN RIVER	MUHLENBERG	6	KIPDA	JEFFERSON		
		TODD			OLDHAM		
		TRIGG			SHELBY		
		DAVIESS			SPENCER		
		HANCOCK			TRIMBLE		
		HENDERSON			7	NORTHERN KY	BOONE
		MCLEAN			CAMPBELL		
		OHIO			CARROLL		
		UNION			GALLATIN		
		WEBSTER			GRANT		
4	BARREN RIVER	ALLEN	8	BUFFALO TRACE	KENTON		
		BARREN			OWEN		
		BUTLER			PENDLETON		
		EDMONSON			BRACKEN		
		HART			FLEMING		
		LOGAN			LEWIS		



County and Area Development District Reference

ADD	ADD NAME	COUNTY	ADD	ADD NAME	COUNTY
8	BUFFALO TRACE	MASON ROBERTSON	13	CUMBERLAND VALLEY	LAUREL ROCKCASTLE
9	GATEWAY	BATH MENIFEE MONTGOMERY MORGAN ROWAN	14	LAKE CUMBERLAND	WHITLEY ADAIR CASEY CLINTON CUMBERLAND
10	FIVCO	BOYD CARTER ELLIOTT GREENUP LAWRENCE			GREEN MCCREARY PULASKI RUSSELL TAYLOR WAYNE
11	BIG SANDY	FLOYD JOHNSON MAGOFFIN MARTIN PIKE	15	BLUEGRASS	ANDERSON BOURBON BOYLE CLARK ESTILL FAYETTE FRANKLIN GARRARD HARRISON JESSAMINE LINCOLN MADISON MERCER NICHOLAS POWELL SCOTT WOODFORD
12	KY RIVER	BREATHITT KNOTT LEE LESLIE LETCHER OWSLEY PERRY WOLFE			
13	CUMBERLAND VALLEY	BELL CLAY HARLAN JACKSON KNOX			

*Kentucky Annual
Long-Term Care Services Report*



*Section I
Census Data*

Table 1 - Census Data- Nursing Facility Beds 2016

ADD / Facility	Licensed Beds	Beginning Census	Admissions	Discharges	Deaths	Ending Census	Total Patient Days	Occupancy Percentage
ADD:1								
BALLARD								
Life Care Center of LaCenter	70	59	116	99	17	59	20,887	81.53%
BALLARD County Total:	70	59	116	99	17	59	20,887	81.53%
CALLOWAY								
Spring Creek Health Care	226	139	428	362	67	138	49,169	59.44%
CALLOWAY County Total:	226	139	428	362	67	138	49,169	59.44%
CARLISLE								
Countryside Center	53	42	76	64	11	43	16,303	84.04%
CARLISLE County Total:	53	42	76	64	11	43	16,303	84.04%
FULTON								
Diversicare of Fulton	60	41	49	36	8	46	17,684	80.53%
FULTON County Total:	60	41	49	36	8	46	17,684	80.53%
GRAVES								
Green Acres Health Care	73	68	83	67	26	58	22,209	83.12%
Heritage Manor Healthcare Center	100	72	208	184	34	62	25,476	69.61%
Mills Health and Rehab Center	98	92	189	160	28	93	33,820	94.29%
GRAVES County Total:	271	232	480	411	88	213	81,505	82.17%
HICKMAN								
Clinton Hickman County Nursing Facility	46	43	38	21	18	42	14,930	88.68%
Clinton Place	88	77	48	33	17	75	27,450	85.23%
HICKMAN County Total:	134	120	86	54	35	117	42,380	86.41%
MARSHALL								
Calvert City Convalescent Center	95	86	83	43	36	90	32,836	94.44%
Lake Way Nursing and Rehabilitation Center	96	89	138	94	42	91	32,706	93.08%
Oakview Nursing and Rehabilitation Center	100	62	88	58	32	60	25,640	70.05%
MARSHALL County Total:	291	237	309	195	110	241	91,182	85.61%
MCCRACKEN								
Baptist Health Paducah	24	10	400	375	21	14	4,113	46.82%
Barkley Center	86	71	128	129	11	59	25,752	81.81%
McCracken Nursing and Rehabilitation Center	103	68	173	156	24	61	22,360	59.31%
Parkview Nursing and Rehabilitation Center (Paducah)	228	197	546	469	93	181	67,472	80.86%

Table 1 - Census Data- Nursing Facility Beds 2016

ADD / Facility	Licensed Beds	Beginning Census	Admissions	Discharges	Deaths	Ending Census	Total Patient Days	Occupancy Percentage
Superior Care Home	108	82	420	361	51	90	33,483	84.71%
MCCRACKEN County Total:	549	428	1,667	1,490	200	405	153,180	76.23%
ADD: 1 Total	1,654	1,298	3,211	2,711	536	1,262	472,290	78.02%
ADD:2								
CALDWELL								
Princeton Health and Rehab Center	104	70	136	112	34	60	23,540	61.84%
CALDWELL County Total:	104	70	136	112	34	60	23,540	61.84%
CHRISTIAN								
Bradford Heights Health & Rehab Center	100	70	310	287	19	74	27,105	74.06%
Christian Health Center, Hopkinsville	112	105	238	202	36	105	37,276	90.93%
Christian Heights Nursing and Rehabilitation Center	60	44	25	24	9	36	15,516	70.66%
Covington Convalescent Center	72	64	89	66	19	68	23,512	89.22%
Western State Nursing Facility	144	116	11	8	10	109	39,901	75.71%
CHRISTIAN County Total:	488	399	673	587	93	392	143,310	80.24%
CRITTENDEN								
Crittenden County Health and Rehabilitation Center	101	70	75	43	32	70	25,180	68.12%
CRITTENDEN County Total:	101	70	75	43	32	70	25,180	68.12%
HOPKINS								
Baptist Health Transitional Care	20	11	326	314	11	12	4,423	60.42%
Brighton Cornerstone Health Care	66	59	84	75	15	53	20,853	86.56%
Dawson Springs Health And Rehab Ctr	59	57	35	24	15	53	20,622	95.50%
Hillside Center	71	57	128	119	13	53	20,382	78.43%
Joseph Eddie Ballard Western Kentucky Veterans Center	156	117	61	18	55	105	44,884	78.83%
NHC HealthCare, Madisonville	94	83	188	155	31	85	31,072	90.32%
Ridgewood Terrace Nursing Home	110	107	171	136	39	103	38,498	95.62%
Tradewater Pointe	60	56	60	37	23	56	19,943	90.82%
HOPKINS County Total:	636	547	1,053	878	202	520	200,677	86.29%
LIVINGSTON								
Salem Springlake Health and Rehabilitation Center	75	55	60	47	15	53	19,534	71.16%
LIVINGSTON County Total:	75	55	60	47	15	53	19,534	71.16%
LYON								
Christian Care Center of Kuttawa	65	58	77	48	25	62	21,577	90.70%

Table 1 - Census Data- Nursing Facility Beds 2016

ADD / Facility	Licensed Beds	Beginning Census	Admissions	Discharges	Deaths	Ending Census	Total Patient Days	Occupancy Percentage
River's Bend Retirement Community	40	39	42	32	12	37	13,829	94.46%
LYON County Total:	105	97	119	80	37	99	35,406	92.13%
MUHLENBERG								
Diversicare of Greenville	62	61	133	121	17	56	21,442	94.49%
Kindred Nursing and Rehabilitation-Maple	97	90	190	161	25	94	33,082	93.18%
Owensboro Health Muhlenberg Community Hospital Long Term Care	45	38	149	129	21	37	13,731	83.37%
MUHLENBERG County Total:	204	189	472	411	63	187	68,255	91.42%
TODD								
Hearthstone Place	60	40	102	76	13	53	16,196	73.75%
TODD County Total:	60	40	102	76	13	53	16,196	73.75%
TRIGG								
Shady Lawn Nursing and Rehabilitation Center	50	44	31	27	13	35	13,233	72.31%
TRIGG County Total:	50	44	31	27	13	35	13,233	72.31%
ADD: 2 Total	1,823	1,511	2,721	2,261	502	1,469	545,331	81.76%
ADD:3								
DAVISS								
Carmel Home	36	36	27	9	21	33	12,841	97.46%
Hermitage Care and Rehabilitation Center	70	60	82	67	28	47	17,202	67.14%
Owensboro Center	145	125	195	139	61	120	44,880	84.57%
Owensboro Health	30	20	734	720	8	26	7,240	65.94%
Signature Healthcare at Hillcrest	156	128	271	227	51	121	45,029	78.87%
Twin Rivers Nursing and Rehab Center	132	105	98	62	25	116	39,453	81.66%
Wellington Parc of Owensboro	20	20	7	1	6	20	7,243	98.95%
DAVISS County Total:	589	494	1,414	1,225	200	483	173,888	80.66%
HANCOCK								
Heartland Villa Care and Rehabilitation Center Community	45	45	71	63	14	39	15,323	93.04%
HANCOCK County Total:	45	45	71	63	14	39	15,323	93.04%
HENDERSON								
Henderson Nursing and Rehabilitation Center	90	66	73	65	12	62	23,349	70.88%
Redbanks	222	182	241	189	49	185	65,166	80.20%
HENDERSON County Total:	312	248	314	254	61	247	88,515	77.51%

Table 1 - Census Data- Nursing Facility Beds 2016

ADD / Facility	Licensed Beds	Beginning Census	Admissions	Discharges	Deaths	Ending Census	Total Patient Days	Occupancy Percentage
MCLEAN								
Riverside Care & Rehab Ctr	79	73	66	48	25	66	24,849	85.94%
MCLEAN County Total:	79	73	66	48	25	66	24,849	85.94%
OHIO								
Beaver Dam Nursing and Rehab Center	58	56	95	74	21	56	20,196	95.14%
Fordsville Nursing and Rehabilitation Center	67	59	129	117	8	63	23,058	94.03%
Signature Healthcare of Hartford Rehab and Wellness	110	85	125	99	25	86	33,067	82.13%
OHIO County Total:	235	200	349	290	54	205	76,321	88.74%
UNION								
Breckinridge Place	16	16	8	8	0	16	5,766	98.46%
Morganfield Nursing and Rehabilitation Center	60	51	147	131	18	49	19,556	89.05%
UNION County Total:	76	67	155	139	18	65	25,322	91.03%
WEBSTER								
Redbanks Colonial Terrace	87	79	107	86	26	74	27,785	87.26%
WEBSTER County Total:	87	79	107	86	26	74	27,785	87.26%
ADD: 3 Total	1,423	1,206	2,476	2,105	398	1,179	432,003	82.95%
ADD:4								
ALLEN								
Cal Turner Rehab and Specialty Care	110	107	99	64	36	106	38,991	96.85%
ALLEN County Total:	110	107	99	64	36	106	38,991	96.85%
BARREN								
Diversicare of Glasgow	94	90	177	148	28	91	30,809	89.55%
Glasgow Health and Rehabilitation Center	68	58	91	70	19	60	20,844	83.75%
Glasgow State Nursing Facility	100	71	19	10	9	71	25,889	70.73%
Glenview Health Care Facility	60	55	48	31	23	49	19,925	90.73%
NHC HealthCare, Glasgow	194	163	327	253	60	177	62,468	87.98%
T J Samson Community Hospital Skilled Nursing Unit	16	6	306	298	4	10	3,854	65.81%
BARREN County Total:	532	443	968	810	143	458	163,789	84.12%
BUTLER								
Morgantown Care and Rehabilitation Center	122	116	158	123	43	108	41,709	93.41%
BUTLER County Total:	122	116	158	123	43	108	41,709	93.41%

Table 1 - Census Data- Nursing Facility Beds 2016

ADD / Facility	Licensed Beds	Beginning Census	Admissions	Discharges	Deaths	Ending Census	Total Patient Days	Occupancy Percentage
EDMONSON								
Edmonson Center	74	69	116	91	22	72	25,507	94.18%
EDMONSON County Total:	74	69	116	91	22	72	25,507	94.18%
HART								
Signature Healthcare of Hart County	104	94	125	100	31	88	32,430	85.20%
HART County Total:	104	94	125	100	31	88	32,430	85.20%
LOGAN								
Auburn Health Care	66	54	59	45	12	56	18,482	76.51%
Creekwood Place Nursing and Rehab Center	104	86	327	289	28	96	33,631	88.35%
LOGAN County Total:	170	140	386	334	40	152	52,113	83.76%
METCALFE								
Metcalfe Health Care Center	71	68	51	34	15	70	24,923	95.91%
METCALFE County Total:	71	68	51	34	15	70	24,923	95.91%
MONROE								
Signature HealthCare of Monroe County Rehab	104	98	149	132	19	96	34,580	90.85%
MONROE County Total:	104	98	149	132	19	96	34,580	90.85%
SIMPSON								
Franklin-Simpson Nursing and Rehabilitation	98	76	216	191	21	80	29,931	83.45%
SIMPSON County Total:	98	76	216	191	21	80	29,931	83.45%
WARREN								
Bowling Green Nursing and Rehabilitation	66	57	131	106	22	60	21,288	88.13%
Christian Health Center, Bowling Green	22	17	149	136	8	22	7,287	90.50%
Colonial Center	48	46	54	45	7	48	16,884	96.37%
Greenwood Nursing and Rehabilitation	128	125	566	525	52	114	45,147	96.37%
Hopkins Center	50	49	62	44	19	48	17,440	95.30%
Signature Healthcare Bowling Green	176	136	215	179	32	140	51,175	79.44%
WARREN County Total:	490	430	1,177	1,035	140	432	159,221	88.81%
ADD: 4 Total	1,875	1,641	3,445	2,914	510	1,662	603,194	87.90%
ADD:5								
BRECKINRIDGE								
Breckinridge Memorial Nursing Facility	18	18	9	1	8	18	6,442	97.78%
Hardinsburg Nursing and Rehabilitation	63	56	55	36	14	61	21,998	95.40%
BRECKINRIDGE County Total:	81	74	64	37	22	79	28,440	95.93%

Table 1 - Census Data- Nursing Facility Beds 2016

ADD / Facility	Licensed Beds	Beginning Census	Admissions	Discharges	Deaths	Ending Census	Total Patient Days	Occupancy Percentage
GRAYSON								
Grayson Manor	72	62	176	139	29	70	25,320	96.08%
Spring View Health and Rehab Center	71	60	187	174	14	59	22,901	88.13%
GRAYSON County Total:	143	122	363	313	43	129	48,221	92.13%
HARDIN								
Elizabethtown Nursing and Rehab	65	56	168	136	30	58	21,320	89.62%
Helmwood Healthcare Center	60	57	145	93	52	57	20,862	95.00%
Kensington Center	82	76	369	348	24	73	28,218	94.02%
Nursing Facility of Hardin Memorial Hospital	15	14	401	403	2	10	4,333	78.93%
Signature Healthcare at North Hardin Rehab	148	119	322	287	34	120	42,887	79.17%
Signature Healthcare of Elizabethtown	112	80	274	242	32	80	30,064	73.34%
HARDIN County Total:	482	402	1,679	1,509	174	398	147,684	83.72%
LARUE								
Sunrise Manor Nursing Home	137	120	250	189	53	128	45,805	91.35%
LARUE County Total:	137	120	250	189	53	128	45,805	91.35%
MARION								
Cedars Of Lebanon Nursing Center	81	72	63	51	17	67	26,948	90.90%
Loretto Motherhouse Infirmary	63	57	32	13	22	54	21,788	94.49%
Village of Lebanon II	16	15	16	11	4	16	5,597	95.58%
MARION County Total:	160	144	111	75	43	137	54,333	92.78%
MEADE								
Brandenburg Nursing and Rehabilitation	57	49	56	42	12	51	18,827	90.25%
MEADE County Total:	57	49	56	42	12	51	18,827	90.25%
NELSON								
Flaget Memorial Hospital NF	12	9	326	325	3	7	3,232	73.59%
Life Care Center of Bardstown	100	79	237	186	31	99	36,135	98.73%
Signature Healthcare At Colonial Rehab	65	60	128	112	13	63	21,962	92.32%
NELSON County Total:	177	148	691	623	47	169	61,329	94.67%
WASHINGTON								
Sansbury Care Center	48	46	19	14	5	46	17,078	97.21%
Springfield Nursing and Rehabilitation Center	70	69	50	41	18	60	22,806	89.02%
WASHINGTON County Total:	118	115	69	55	23	106	39,884	92.35%
ADD: 5 Total	1,355	1,174	3,283	2,843	417	1,197	444,523	89.63%

Table 1 - Census Data- Nursing Facility Beds 2016

ADD / Facility	Licensed Beds	Beginning Census	Admissions	Discharges	Deaths	Ending Census	Total Patient Days	Occupancy Percentage
ADD:6								
BULLITT								
Green Meadows Healthcare Center 1	122	96	239	192	41	102	37,039	82.95%
BULLITT County Total:	122	96	239	192	41	102	37,039	82.95%
HENRY								
Providence New Castle	60	52	51	33	16	54	20,384	92.82%
HENRY County Total:	60	52	51	33	16	54	20,384	92.82%
JEFFERSON								
Brownsboro Hills Nursing Home	96	83	125	114	13	81	30,786	87.62%
Christian Health Center of Louisville	118	106	425	420	35	76	39,607	91.71%
Christian Health Center West	92	87	92	80	15	84	29,899	88.79%
Clifton Oaks Care Center	110	96	181	166	19	92	34,395	85.43%
Diversicare of Seneca Place	107	84	255	223	37	79	28,914	73.83%
Episcopal Church Home	93	84	515	359	159	81	29,936	87.95%
Essex Nursing and Rehabilitation Center	128	116	218	158	61	115	42,059	89.78%
Forest Springs Health Campus	58	34	405	370	22	47	17,584	82.83%
Franciscan Health Care Center	85	81	913	876	41	77	30,418	97.78%
Georgetown Manor	120	100	158	135	22	101	37,730	85.91%
Glen Ridge Health Campus	70	39	778	735	17	65	21,599	84.31%
Highlands Nursing and Rehabilitation Center (Louisville)	154	140	320	312	19	129	48,993	86.92%
Hillcreek Rehabilitation and Care	172	138	146	126	18	140	51,240	81.40%
Home of the Innocents	76	72	70	64	2	76	27,086	97.38%
Jefferson Manor Health and Rehab	100	91	241	217	31	84	31,378	85.73%
Kindred Hospital - Louisville	47	46	31	21	10	46	16,992	98.78%
Klondike Center	62	59	186	177	11	57	21,546	94.95%
Little Sisters of the Poor - St. Joseph's Home	35	35	8	2	6	35	12,685	99.02%
Louisville East Post Acute	178	142	306	267	37	144	53,126	81.55%
Masonic Home of Louisville	167	132	739	680	61	130	46,703	76.41%
Nazareth Home	118	101	550	447	88	116	41,358	95.76%
Oaklawn Nursing and Rehab	130	86	1,362	1,312	28	108	32,249	67.78%
Park Terrace Health Campus	88	86	754	740	31	69	29,962	93.03%
Parkway Medical Center	252	227	755	673	80	229	84,032	91.11%
Regency Rehabilitation and Nursing Center	110	98	275	243	30	100	36,788	91.38%
Regis Woods Care and Rehabilitation Center	186	167	354	341	22	158	57,828	84.95%

Table 1 - Census Data- Nursing Facility Beds 2016

ADD / Facility	Licensed Beds	Beginning Census	Admissions	Discharges	Deaths	Ending Census	Total Patient Days	Occupancy Percentage
Rivers Edge Nursing and Rehabilitation Center	100	82	35	18	12	87	31,155	85.12%
Rockford Health and Rehabilitation Center	110	92	326	295	24	99	33,982	84.41%
Sacred Heart Home of Louisville	115	81	247	193	52	83	29,275	69.55%
Signature Health Care of East Louisville	128	110	400	346	52	112	42,871	91.51%
Signature Health Care of South Louisville	100	73	610	570	34	79	29,371	80.25%
Signature Healthcare at Jefferson Place Rehab	95	87	772	737	44	78	31,288	89.99%
Signature Healthcare at St's Mary & Elizabeth Hosp	20	18	426	423	6	15	5,475	74.80%
Signature Healthcare of Cherokee Park	84	78	367	364	12	69	27,548	89.60%
Springhurst Health and Rehab	90	75	220	195	31	69	25,624	77.79%
St Matthews Care Center	125	107	210	180	17	120	41,296	90.26%
Summerfield Health and Rehabilitation Center	165	137	452	425	35	129	51,415	85.14%
The Forum at Brookside	40	40	133	123	19	31	13,457	91.92%
The Good Samaritan Society-Jeffersontown	98	70	126	100	17	79	27,354	76.26%
Treyton Oaks Towers	60	47	225	196	28	48	16,753	76.29%
Wesley Manor	68	61	73	47	25	62	22,301	89.61%
Westminster Terrace	104	95	276	232	47	92	33,162	87.12%
Westport Care Center	145	138	63	44	22	135	49,749	93.74%
Westport Place Health Campus	62	50	543	513	29	51	19,025	83.84%
JEFFERSON County Total:	4,661	3,971	15,666	14,259	1,421	3,957	1,465,994	85.94%
OLDHAM								
Baptist Health La Grange	30	16	229	220	13	12	5,815	52.96%
Friendship Manor Nursing Home	128	126	178	142	41	121	45,416	96.94%
Providence Richwood	120	104	110	83	29	102	37,332	85.00%
OLDHAM County Total:	278	246	517	445	83	235	88,563	87.04%
SHELBY								
Crestview Center	58	50	239	210	21	58	19,621	92.43%
Masonic Home of Shelbyville	117	102	335	293	43	101	35,792	83.58%
SHELBY County Total:	175	152	574	503	64	159	55,413	86.52%
SPENCER								
Signature Health Care of Spencer County	120	109	134	111	37	95	37,336	85.01%
SPENCER County Total:	120	109	134	111	37	95	37,336	85.01%
TRIMBLE								
Signature Health Care of Trimble County	60	51	114	85	25	55	17,075	77.76%
TRIMBLE County Total:	60	51	114	85	25	55	17,075	77.76%
ADD: 6 Total	5,476	4,677	17,295	15,628	1,687	4,657	1,721,804	85.91%

Table 1 - Census Data- Nursing Facility Beds 2016

ADD / Facility	Licensed Beds	Beginning Census	Admissions	Discharges	Deaths	Ending Census	Total Patient Days	Occupancy Percentage
ADD:7								
BOONE								
Bridgepoint Care and Rehabilitation Center	151	141	369	331	48	131	47,751	86.40%
Florence Park Care Center	150	134	196	162	48	120	48,563	88.46%
St Elizabeth Florence SNF	16	16	459	461	0	14	5,142	87.81%
BOONE County Total:	317	291	1,024	954	96	265	101,456	87.45%
CAMPBELL								
Baptist Convalescent Center	167	161	183	100	79	165	57,988	94.87%
Carmel Manor	65	61	52	14	35	64	20,617	86.66%
Coldspring Transitional Care Center	143	98	604	534	51	117	41,519	79.33%
Highlandspring of Ft Thomas	140	114	475	398	66	125	45,356	88.52%
St. Elizabeth FT Thomas SNF	26	14	462	464	0	12	5,572	58.55%
CAMPBELL County Total:	541	448	1,776	1,510	231	483	171,052	86.39%
CARROLL								
Green Valley Health and Rehabilitation Center	78	68	92	70	26	64	24,240	84.91%
CARROLL County Total:	78	68	92	70	26	64	24,240	84.91%
GALLATIN								
Providence Gallatin	120	84	114	63	35	100	36,641	83.43%
GALLATIN County Total:	120	84	114	63	35	100	36,641	83.43%
GRANT								
Grant Center	95	91	213	194	18	92	33,479	96.29%
GRANT County Total:	95	91	213	194	18	92	33,479	96.29%
KENTON								
Madonna Manor	59	52	289	242	40	59	20,470	94.79%
Providence Pavilion	82	69	262	234	22	75	27,257	90.82%
Rosedale Green	210	198	262	199	77	184	70,848	92.18%
Village Care Center	100	94	176	135	44	91	34,004	92.91%
Villaspring of Erlanger	140	128	745	705	38	130	48,173	94.01%
Woodcrest Nursing and Rehabilitation Center	127	106	416	377	39	106	38,006	81.76%
KENTON County Total:	718	647	2,150	1,892	260	645	238,758	90.86%
OWEN								
Owenton Center	100	94	95	63	29	97	34,531	94.35%
OWEN County Total:	100	94	95	63	29	97	34,531	94.35%
PENDLETON								
River Valley Nursing Home	60	60	40	15	27	58	21,740	99.00%

Table 1 - Census Data- Nursing Facility Beds 2016

ADD / Facility	Licensed Beds	Beginning Census	Admissions	Discharges	Deaths	Ending Census	Total Patient Days	Occupancy Percentage
PENDLETON County Total:	60	60	40	15	27	58	21,740	99.00%
ADD: 7 Total	2,029	1,783	5,504	4,761	722	1,804	661,897	89.13%
ADD:8								
BRACKEN								
Bracken County Nursing and Rehabilitation Center	32	26	68	60	5	29	10,319	88.11%
BRACKEN County Total:	32	26	68	60	5	29	10,319	88.11%
FLEMING								
Pioneer Trace Nursing Home	92	80	63	45	17	81	27,539	81.79%
FLEMING County Total:	92	80	63	45	17	81	27,539	81.79%
LEWIS								
Vanceburg Rehabilitation and Care	94	89	83	67	18	87	32,872	95.55%
LEWIS County Total:	94	89	83	67	18	87	32,872	95.55%
MASON								
Maysville Nursing and Rehabilitation Facility	130	127	232	191	52	116	45,301	95.21%
MASON County Total:	130	127	232	191	52	116	45,301	95.21%
ROBERTSON								
Robertson County Health Care Facility	60	59	61	44	23	53	19,164	87.27%
ROBERTSON County Total:	60	59	61	44	23	53	19,164	87.27%
ADD: 8 Total	408	381	507	407	115	366	135,195	90.54%
ADD:9								
BATH								
Ridgeway Nursing and Rehabilitation	99	90	94	69	26	89	33,486	92.42%
BATH County Total:	99	90	94	69	26	89	33,486	92.42%
MENIFEE								
Edgewood Estates	60	60	25	13	14	58	21,726	98.93%
MENIFEE County Total:	60	60	25	13	14	58	21,726	98.93%
MONTGOMERY								
Windsor Care Center	144	131	294	261	36	128	49,264	93.47%
MONTGOMERY County Total:	144	131	294	261	36	128	49,264	93.47%
MORGAN								
West Liberty Nursing and Rehabilitation Center	48	43	35	27	8	43	16,121	91.76%
MORGAN County Total:	48	43	35	27	8	43	16,121	91.76%
ROWAN								
Life Care Center of Morehead	97	82	231	193	32	88	32,131	90.50%
St. Claire Medical Center TCU	10	3	210	169	36	8	2,002	54.70%

Table 1 - Census Data- Nursing Facility Beds 2016

ADD / Facility	Licensed Beds	Beginning Census	Admissions	Discharges	Deaths	Ending Census	Total Patient Days	Occupancy Percentage
ROWAN County Total:	107	85	441	362	68	96	34,133	87.16%
ADD: 9 Total	458	409	889	732	152	414	154,730	92.31%
ADD:10								
BOYD								
Boyd Nursing and Rehabilitation Center	60	57	140	127	15	55	20,397	92.88%
King's Daughters Medical Center	20	4	176	166	0	14	2,739	62.25%
Kingsbrook Lifecare Center	137	142	649	632	28	131	48,703	93.78%
Woodland Oaks Health Care Facility	110	108	264	226	36	110	38,988	96.84%
BOYD County Total:	327	311	1,229	1,151	79	310	110,827	93.48%
CARTER								
Carter Nursing and Rehabilitation Center	120	114	189	165	24	114	42,394	96.53%
CARTER County Total:	120	114	189	165	24	114	42,394	96.53%
ELLIOTT								
Elliott Nursing and Rehabilitation Center	75	69	171	154	17	69	26,353	96.00%
ELLIOTT County Total:	75	69	171	154	17	69	26,353	96.00%
GREENUP								
Oakmont Manor	85	80	209	185	27	77	29,614	95.19%
South Shore Nursing and Rehabilitation Center	60	49	83	69	11	52	18,252	83.11%
Wurtland Nursing and Rehabilitation Center	126	108	247	226	19	110	39,873	86.46%
GREENUP County Total:	271	237	539	480	57	239	87,739	88.46%
LAWRENCE								
The Jordan Center	104	94	71	60	16	89	33,140	87.06%
LAWRENCE County Total:	104	94	71	60	16	89	33,140	87.06%
ADD: 10 Total	897	825	2,199	2,010	193	821	300,453	91.83%
ADD:11								
FLOYD								
Highlands Regional Medical Center (Prestonsburg)	18	0	0	0	0	0	0	0.00%
Prestonsburg Health Care Center	56	50	106	88	16	52	18,949	92.45%
Riverview Health Care Center	121	112	146	124	26	108	39,993	90.31%
FLOYD County Total:	195	162	252	212	42	160	58,942	82.59%
JOHNSON								
Mountain Manor of Paintsville	126	122	249	225	30	116	43,529	94.39%
JOHNSON County Total:	126	122	249	225	30	116	43,529	94.39%
MAGOFFIN								
Salyersville Nursing and Rehabilitation Center	142	121	201	180	25	117	44,394	85.42%

Table 1 - Census Data- Nursing Facility Beds 2016

ADD / Facility	Licensed Beds	Beginning Census	Admissions	Discharges	Deaths	Ending Census	Total Patient Days	Occupancy Percentage
MAGOFFIN County Total:	142	121	201	180	25	117	44,394	85.42%
MARTIN								
Martin County Health Care Facility	65	60	109	101	6	62	21,753	91.44%
MARTIN County Total:	65	60	109	101	6	62	21,753	91.44%
PIKE								
Good Shepherd Community Nursing Center	118	76	229	209	14	82	29,717	68.81%
Mountain View Health Care Center	106	83	244	201	32	94	33,960	87.53%
Parkview Nursing and Rehabilitation Center (Pikeville)	120	111	262	227	32	114	42,675	97.17%
Signature Health Care of Pikeville	106	104	197	179	26	96	36,262	93.47%
Williamson ARH Nursing Facility	35	24	137	116	18	27	9,184	71.69%
PIKE County Total:	485	398	1,069	932	122	413	151,798	85.52%
ADD: 11 Total	1,013	863	1,880	1,650	225	868	320,416	86.42%
ADD:12								
BREATHITT								
Nim Henson Geriatric Center	120	71	53	41	15	68	25,156	57.28%
BREATHITT County Total:	120	71	53	41	15	68	25,156	57.28%
KNOTT								
Knott County Health and Rehabilitation Center	92	90	72	63	11	88	33,266	98.79%
KNOTT County Total:	92	90	72	63	11	88	33,266	98.79%
LEE								
Lee County Care and Rehabilitation Center	109	101	176	163	13	101	37,328	93.57%
LEE County Total:	109	101	176	163	13	101	37,328	93.57%
LESLIE								
Hyden Health and Rehabilitation Center	94	94	150	140	11	93	33,892	98.51%
LESLIE County Total:	94	94	150	140	11	93	33,892	98.51%
LETCHER								
Letcher Manor	142	119	318	294	13	130	44,019	84.70%
LETCHER County Total:	142	119	318	294	13	130	44,019	84.70%
OWSLEY								
Owsley County Health Care Center	91	76	220	200	14	82	29,382	88.22%
OWSLEY County Total:	91	76	220	200	14	82	29,382	88.22%
PERRY								
Hazard Health and Rehabilitation Center	200	194	354	332	21	195	70,522	96.34%
Paul E Patton Eastern Ky Veterans Center	120	110	61	29	30	112	39,061	88.94%

Table 1 - Census Data- Nursing Facility Beds 2016

ADD / Facility	Licensed Beds	Beginning Census	Admissions	Discharges	Deaths	Ending Census	Total Patient Days	Occupancy Percentage
PERRY County Total:	320	304	415	361	51	307	109,583	93.56%
WOLFE								
Wolfe County Health and Rehabilitation Center	100	96	98	73	23	98	35,909	98.11%
WOLFE County Total:	100	96	98	73	23	98	35,909	98.11%
ADD: 12 Total	1,068	951	1,502	1,335	151	967	348,535	89.16%
ADD:13								
BELL								
Middlesboro Health Care Facility	95	90	133	94	36	93	33,680	96.87%
Mountain View Nursing and Rehab Ctr	115	87	85	89	16	67	27,079	64.34%
Pineville Community Hospital	30	23	191	173	12	29	8,931	81.34%
BELL County Total:	240	200	409	356	64	189	69,690	79.34%
CLAY								
Laurel Creek Health Care Center	106	97	174	162	20	89	32,934	84.89%
CLAY County Total:	106	97	174	162	20	89	32,934	84.89%
HARLAN								
Harlan Health and Rehabilitation Center	143	135	207	162	38	142	51,389	98.19%
Tri-Cities Nursing and Rehabilitation Center	85	64	218	184	24	74	27,314	87.80%
HARLAN County Total:	228	199	425	346	62	216	78,703	94.31%
JACKSON								
Signature HealthCare at Jackson Manor	51	50	70	54	18	48	17,783	95.27%
JACKSON County Total:	51	50	70	54	18	48	17,783	95.27%
KNOX								
Barbourville Health and Rehabilitation Center	135	130	111	78	32	131	48,319	97.79%
Christian Health Center - Corbin	100	93	139	103	41	88	33,617	91.85%
KNOX County Total:	235	223	250	181	73	219	81,936	95.26%
LAUREL								
Hillcrest Health and Rehabilitation Center	120	118	182	142	38	120	42,573	96.93%
Laurel Heights Home for the Elderly	143	140	83	35	48	140	51,887	99.14%
LAUREL County Total:	263	258	265	177	86	260	94,460	98.13%
ROCKCASTLE								
Rockcastle Health and Rehabilitation Center	104	94	154	129	24	95	34,424	90.44%
Rockcastle Regional Hospital and Respiratory Care	99	88	121	89	23	97	34,456	97.88%
ROCKCASTLE County Total:	203	182	275	218	47	192	68,880	94.01%
WHITLEY								
Corbin Health and Rehabilitation Center	100	96	183	159	23	97	35,359	96.61%

Table 1 - Census Data- Nursing Facility Beds 2016

ADD / Facility	Licensed Beds	Beginning Census	Admissions	Discharges	Deaths	Ending Census	Total Patient Days	Occupancy Percentage
The Heritage	85	79	171	155	14	81	29,772	95.70%
Williamsburg Health and Rehabilitation Center	125	117	140	136	1	120	44,767	97.85%
WHITLEY County Total:	310	292	494	450	38	298	109,898	96.86%
ADD: 13 Total	1,636	1,501	2,362	1,944	408	1,511	554,284	92.73%
ADD:14								
ADAIR								
Signature Healthcare At Summit Manor Rehab	104	98	152	126	29	95	35,506	93.28%
ADAIR County Total:	104	98	152	126	29	95	35,506	93.28%
CASEY								
Liberty Care and Rehabilitation Center	97	94	83	69	17	91	34,013	95.81%
CASEY County Total:	97	94	83	69	17	91	34,013	95.81%
CLINTON								
Clinton County Care and Rehabilitation Center	52	47	74	63	9	49	18,328	96.30%
CLINTON County Total:	52	47	74	63	9	49	18,328	96.30%
GREEN								
Green Hill Rehabilitation and Care	118	95	178	142	26	105	36,780	85.16%
McDowell Skilled Nursing Facility	5	0	0	0	0	0	0	0.00%
GREEN County Total:	123	95	178	142	26	105	36,780	81.70%
MCCREARY								
Signature Healthcare of McCreary County Rehab	60	59	78	65	19	53	20,768	94.57%
MCCREARY County Total:	60	59	78	65	19	53	20,768	94.57%
PULASKI								
Cumberland Nursing and Rehabilitation Center	93	87	227	201	27	86	32,617	95.83%
Lake Cumberland Regional Hospital	12	11	223	216	6	12	3,858	87.84%
Somerset Nursing and Rehabilitation Facility	123	116	139	116	26	113	41,725	92.69%
Somerwoods Nursing and Rehabilitation	166	146	177	141	57	125	48,681	80.13%
PULASKI County Total:	394	360	766	674	116	336	126,881	87.99%
RUSSELL								
Fair Oaks Health Systems	114	114	72	40	32	114	41,343	99.09%
RUSSELL County Total:	114	114	72	40	32	114	41,343	99.09%
TAYLOR								
Campbellsville Nursing and Rehabilitation	67	60	130	107	23	60	22,178	90.44%
The Grandview Nursing and Rehabilitation Facility	81	79	113	91	25	76	27,797	93.76%
TAYLOR County Total:	148	139	243	198	48	136	49,975	92.26%
WAYNE								

Table 1 - Census Data- Nursing Facility Beds 2016

ADD / Facility	Licensed Beds	Beginning Census	Admissions	Discharges	Deaths	Ending Census	Total Patient Days	Occupancy Percentage
Hicks' Golden Years Nursing Home	59	59	25	6	21	57	21,316	98.71%
WAYNE County Total:	59	59	25	6	21	57	21,316	98.71%
ADD: 14 Total	1,151	1,065	1,671	1,383	317	1,036	384,910	91.37%
ADD:15								
ANDERSON								
Signature Healthcare at Heritage Hall Rehab	94	86	133	112	25	82	31,624	91.92%
ANDERSON County Total:	94	86	133	112	25	82	31,624	91.92%
BOURBON								
Bourbon Heights	67	66	24	3	20	67	24,289	99.05%
BOURBON County Total:	67	66	24	3	20	67	24,289	99.05%
BOYLE								
Charleston Health Care Center	90	87	107	84	27	83	31,830	96.63%
Danville Center For Health	106	93	122	87	29	99	35,882	92.49%
Ephraim McDowell Regional Medical Center	25	13	351	352	12	0	2,921	31.92%
BOYLE County Total:	221	193	580	523	68	182	70,633	87.32%
CLARK								
Clark Regional Medical Center Transitional Care Unit	25	21	269	272	1	17	7,629	83.61%
Fountain Circle Care and Rehab Ctr	179	139	237	210	30	136	49,994	76.31%
CLARK County Total:	204	160	506	482	31	153	57,623	77.20%
ESTILL								
Irvine Nursing and Rehabilitation	86	83	201	175	24	85	30,398	96.58%
ESTILL County Total:	86	83	201	175	24	85	30,398	96.58%
FAYETTE								
Bluegrass Care and Rehabilitation Center	124	109	156	132	36	97	38,391	84.59%
Brookdale Richmond Place SNF	120	86	756	747	35	60	30,594	69.66%
Cambridge Place	108	103	64	38	23	106	37,668	89.12%
Cardinal Hill Rehab Unit	74	33	1,081	1,080	2	32	13,483	49.78%
Eastern State Hosp Long Term Acquired Brain Injury	44	18	8	10	0	16	6,176	38.35%
Lexington Country Place	111	86	171	145	27	85	31,965	78.68%
Mayfair Manor	98	81	200	165	29	87	31,282	87.21%
Northpoint Lexington Healthcare Center	150	142	220	205	19	138	51,949	94.62%
Providence Homestead	136	124	283	261	19	127	45,618	91.65%
Providence Pine Meadows	120	113	166	130	35	114	41,837	95.26%

Table 1 - Census Data- Nursing Facility Beds 2016

ADD / Facility	Licensed Beds	Beginning Census	Admissions	Discharges	Deaths	Ending Census	Total Patient Days	Occupancy Percentage
Rose Manor Health Care	34	33	11	6	6	32	12,189	97.95%
Sayre Christian Village Nursing Home	119	107	45	36	35	116	40,478	99.18%
Tanbark Health Care	34	30	364	358	3	33	10,710	86.07%
The Willows at Hamburg	80	74	338	286	50	76	27,401	93.58%
Willows at Citation	54	51	264	234	29	52	18,471	93.46%
FAYETTE County Total:	1,406	1,190	4,127	3,833	348	1,171	438,212	85.16%
FRANKLIN								
Bradford Square Rehabilitation and Nursing Center	100	94	281	241	41	93	34,726	94.88%
Frankfort Care and Rehabilitation	100	93	206	188	25	86	32,762	89.51%
FRANKLIN County Total:	200	187	487	429	66	179	67,488	92.20%
GARRARD								
Christian Care Center of Lancaster	96	94	115	84	31	94	34,290	97.59%
GARRARD County Total:	96	94	115	84	31	94	34,290	97.59%
HARRISON								
Cedar Ridge Health Campus	48	48	134	125	15	42	16,761	95.41%
Edgemont Healthcare	68	58	59	41	12	64	22,003	88.41%
Grand Haven Nursing Home	54	52	80	74	8	50	19,111	96.70%
HARRISON County Total:	170	158	273	240	35	156	57,875	93.02%
JESSAMINE								
Diversicare of Nicholasville	73	61	78	71	11	57	21,386	80.04%
Thomson Hood Veterans Center	285	234	116	24	125	201	83,705	80.25%
JESSAMINE County Total:	358	295	194	95	136	258	105,091	80.20%
LINCOLN								
Stanford Care and Rehab	128	115	212	182	37	108	41,184	87.91%
LINCOLN County Total:	128	115	212	182	37	108	41,184	87.91%
MADISON								
Berea Health Care Center	84	73	116	89	23	77	27,854	90.60%
Kenwood Health and Rehabilitation Center	93	83	157	137	17	86	32,033	94.11%
Madison Health and Rehabilitation Center	92	82	145	115	25	87	30,162	89.58%
The Terrace Nursing and Rehabilitation Facility	102	94	126	85	35	100	35,841	96.01%
MADISON County Total:	371	332	544	426	100	350	125,890	92.71%
MERCER								
Harrodsburg Health & Rehab Ctr	112	107	140	107	33	107	37,573	91.66%
The Willows at Harrodsburg	34	34	21	11	14	30	11,690	93.94%
MERCER County Total:	146	141	161	118	47	137	49,263	92.19%

Table 1 - Census Data- Nursing Facility Beds 2016

ADD / Facility	Licensed Beds	Beginning Census	Admissions	Discharges	Deaths	Ending Census	Total Patient Days	Occupancy Percentage
NICHOLAS								
Johnson Mathers Nursing Home	104	91	113	90	26	88	32,825	86.24%
NICHOLAS County Total:	104	91	113	90	26	88	32,825	86.24%
POWELL								
Stanton Nursing and Rehabilitation Center	81	71	87	82	8	68	25,225	85.09%
POWELL County Total:	81	71	87	82	8	68	25,225	85.09%
SCOTT								
Dover Manor	85	78	56	18	36	80	30,100	96.75%
Signature Healthcare of Georgetown	65	46	229	205	16	54	20,890	87.81%
SCOTT County Total:	150	124	285	223	52	134	50,990	92.88%
ADD: 15 Total	3,882	3,386	8,042	7,097	1,054	3,312	1,242,900	87.48%
Statewide Total	26,148	22,671	56,987	49,781	7,387	22,525	8,322,465	86.98%

Table 1A - Census Data- Nursing Facility Beds 2016

ADD / Facility	Licensed Beds	Beginning Census	Admissions	Discharges	Deaths	Ending Census	Total Patient Days	Occupancy Percentage
PURCHASE	1,654	1,298	3,211	2,711	536	1,262	472,290	78.02%
PENNYRILE	1,823	1,511	2,721	2,261	502	1,469	545,331	81.76%
GREEN RIVER	1,423	1,206	2,476	2,105	398	1,179	432,003	82.95%
BARREN RIVER	1,875	1,641	3,445	2,914	510	1,662	603,194	87.90%
LINCOLN TRAIL	1,355	1,174	3,283	2,843	417	1,197	444,523	89.63%
KIPDA	5,476	4,677	17,295	15,628	1,687	4,657	1,721,804	85.91%
NORTHERN KY	2,029	1,783	5,504	4,761	722	1,804	661,897	89.13%
BUFFALO TRACE	408	381	507	407	115	366	135,195	90.54%
GATEWAY	458	409	889	732	152	414	154,730	92.31%
FIVCO	897	825	2,199	2,010	193	821	300,453	91.83%
BIG SANDY	1,013	863	1,880	1,650	225	868	320,416	86.42%
KY RIVER	1,068	951	1,502	1,335	151	967	348,535	89.16%
CUMBERLAND VALLEY	1,636	1,501	2,362	1,944	408	1,511	554,284	92.73%
LAKE CUMBERLAND	1,151	1,065	1,671	1,383	317	1,036	384,910	91.37%
BLUEGRASS	3,882	3,386	8,042	7,097	1,054	3,312	1,242,900	87.48%
Statewide Total	26,148	22,671	56,987	49,781	7,387	22,525	8,322,465	86.98%

Table 2 - Census Data- Personal Care Beds 2016

ADD / Facility	Licensed Beds	Beginning Census	Admissions	Discharges	Deaths	Ending Census	Total Patient Days	Occupancy Percentage
ADD:1								
CALLOWAY								
Fern Terrace of Murray	103	74	41	39	1	75	27,450	72.82%
Gardens At Hickory Woods	22	13	17	16	0	14	6,548	81.32%
CALLOWAY County Total:	125	87	58	55	1	89	33,998	74.31%
CARLISLE								
Countryside Center	8	8	5	5	0	8	2,719	92.86%
CARLISLE County Total:	8	8	5	5	0	8	2,719	92.86%
GRAVES								
Autumn Ridge Personal Care	24	22	15	15	1	21	7,686	87.50%
Fern Terrace of Mayfield	140	111	98	86	2	121	3,712	7.24%
GRAVES County Total:	164	133	113	101	3	142	11,398	18.99%
HICKMAN								
Clinton Hickman County Nursing Facility	10	4	2	1	0	5	1,526	41.69%
Clinton Place	10	4	6	5	0	5	1,830	50.00%
HICKMAN County Total:	20	8	8	6	0	10	3,356	45.85%
MCCRACKEN								
Gaither Suites at West Park	29	25	19	17	2	25	8,380	78.95%
MCCRACKEN County Total:	29	25	19	17	2	25	8,380	78.95%
ADD: 1 Total	346	261	203	184	6	274	59,851	47.26%
ADD:2								
CALDWELL								
Highland Homes, Inc.	100	84	54	51	0	87	31,075	84.90%
CALDWELL County Total:	100	84	54	51	0	87	31,075	84.90%
CHRISTIAN								
Christian County Manor	78	46	21	24	0	43	20,405	71.48%
Christian Health Center, Hopkinsville	2	2	1	1	0	2	715	97.68%
Pennyrile Home	94	81	185	186	0	80	29,539	85.86%
CHRISTIAN County Total:	174	129	207	211	0	125	50,659	79.55%
CRITTENDEN								
Crittenden County Health and Rehabilitation Center	4	0	0	0	0	0	0	0.00%
CRITTENDEN County Total:	4	0	0	0	0	0	0	0.00%
HOPKINS								
The Homestead	64	60	49	56	0	53	20,820	88.88%

Table 2 - Census Data- Personal Care Beds 2016

ADD / Facility	Licensed Beds	Beginning Census	Admissions	Discharges	Deaths	Ending Census	Total Patient Days	Occupancy Percentage
The Oaks PCH/Madisonville	58	49	29	34	0	44	16,425	77.37%
HOPKINS County Total:	122	109	78	90	0	97	37,245	83.41%
LYON								
River's Bend Retirement Community	8	8	6	6	0	8	2,641	90.20%
LYON County Total:	8	8	6	6	0	8	2,641	90.20%
MUHLENBERG								
Diversicare of Greenville	30	12	7	9	0	10	3,941	35.89%
Sparks Nursing Center	88	63	28	31	0	60	23,104	71.73%
MUHLENBERG County Total:	118	75	35	40	0	70	27,045	62.62%
TODD								
Hearthstone Place	52	12	5	17	0	0	3,696	19.42%
TODD County Total:	52	12	5	17	0	0	3,696	19.42%
TRIGG								
Trigg County Manor	68	62	21	15	2	66	24,090	96.79%
TRIGG County Total:	68	62	21	15	2	66	24,090	96.79%
ADD: 2 Total	646	479	406	430	2	453	176,451	74.63%
ADD:3								
DAVIESS								
Bishop Soenneker Home	66	56	20	20	1	55	19,569	81.01%
Carmel Home	79	78	30	21	8	79	27,846	96.31%
Davco Rest Home	92	89	43	45	0	87	33,069	98.21%
Fern Terrace of Owensboro	68	52	49	49	0	52	20,578	82.68%
Owensboro Center	39	12	5	9	0	8	3,770	26.41%
DAVIESS County Total:	344	287	147	144	9	281	104,832	83.26%
HANCOCK								
The Oaks PCH/Lewisport	56	44	27	25	0	46	17,171	83.78%
HANCOCK County Total:	56	44	27	25	0	46	17,171	83.78%
HENDERSON								
Henderson Manor	64	43	8	9	0	42	15,695	67.00%
HENDERSON County Total:	64	43	8	9	0	42	15,695	67.00%
MCLEAN								
Sunny Acres	32	22	11	7	0	26	8,723	74.48%
MCLEAN County Total:	32	22	11	7	0	26	8,723	74.48%

Table 2 - Census Data- Personal Care Beds 2016

ADD / Facility	Licensed Beds	Beginning Census	Admissions	Discharges	Deaths	Ending Census	Total Patient Days	Occupancy Percentage
OHIO								
Beaver Dam Nursing and Rehab Center	23	19	16	15	0	20	6,496	77.20%
OHIO County Total:	23	19	16	15	0	20	6,496	77.20%
UNION								
Breckinridge Place	2	2	1	2	0	1	476	65.03%
UNION County Total:	2	2	1	2	0	1	476	65.03%
ADD: 3 Total	521	417	210	202	9	416	153,393	80.44%
ADD:4								
ALLEN								
Cornerstone Manor	36	32	36	35	0	33	11,779	89.40%
Scottsville Manor	40	36	10	18	2	26	10,944	74.75%
ALLEN County Total:	76	68	46	53	2	59	22,723	81.69%
BARREN								
NHC HealthCare, Glasgow	12	7	3	2	0	8	2,745	62.50%
BARREN County Total:	12	7	3	2	0	8	2,745	62.50%
EDMONSON								
Edmonson Center	12	11	4	8	0	7	3,658	68.20%
EDMONSON County Total:	12	11	4	8	0	7	3,658	68.20%
HART								
Hart County Manor	54	37	30	20	1	46	17,216	87.11%
HART County Total:	54	37	30	20	1	46	17,216	87.11%
METCALFE								
Harper's Home for the Aged	27	23	6	6	0	23	8,418	85.19%
Metcalfe Health Care Center	21	14	4	4	0	14	4,488	58.39%
METCALFE County Total:	48	37	10	10	0	37	12,906	73.46%
MONROE								
Signature HealthCare of Monroe County Rehab	4	0	0	0	0	0	0	0.00%
MONROE County Total:	4	0	0	0	0	0	0	0.00%
SIMPSON								
Lewis Memorial Methodist Home	23	16	14	8	2	20	5,992	71.18%
SIMPSON County Total:	23	16	14	8	2	20	5,992	71.18%
WARREN								
Christian Health Center, Bowling Green	48	28	42	24	2	44	16,836	95.83%

Table 2 - Census Data- Personal Care Beds 2016

ADD / Facility	Licensed Beds	Beginning Census	Admissions	Discharges	Deaths	Ending Census	Total Patient Days	Occupancy Percentage
Fern Terrace of Bowling Green	114	111	53	54	0	110	40,065	96.02%
WARREN County Total:	162	139	95	78	2	154	56,901	95.97%
ADD: 4 Total	391	315	202	179	7	331	122,141	84.77%
ADD:5								
GRAYSON								
Grayson Manor	30	25	23	26	1	21	9,328	84.95%
GRAYSON County Total:	30	25	23	26	1	21	9,328	84.95%
HARDIN								
Signature Healthcare at North Hardin Rehab	16	2	3	3	0	2	746	12.74%
HARDIN County Total:	16	2	3	3	0	2	746	12.74%
MARION								
Loretto Motherhouse Infirmary	22	22	8	8	0	22	7,859	97.60%
The Village of Lebanon II	10	5	2	4	0	3	1,569	42.87%
MARION County Total:	32	27	10	12	0	25	9,428	80.50%
MEADE								
Brandenburg Nursing and Rehabilitation	7	0	0	0	0	0	0	0.00%
MEADE County Total:	7	0	0	0	0	0	0	0.00%
NELSON								
Signature Healthcare At Colonial Rehab	2	2	0	2	0	0	204	27.87%
Windsor Gardens CCRC	25	20	19	20	3	16	6,194	67.69%
NELSON County Total:	27	22	19	22	3	16	6,398	64.74%
WASHINGTON								
Sansbury Care Center	11	10	5	6	0	9	3,171	78.76%
WASHINGTON County Total:	11	10	5	6	0	9	3,171	78.76%
ADD: 5 Total	123	86	60	69	4	73	29,071	64.58%
ADD:6								
BULLITT								
Colonial House of Shepherdsville	62	52	26	24	0	54	20,075	88.47%
BULLITT County Total:	62	52	26	24	0	54	20,075	88.47%
JEFFERSON								
Barton House of Louisville #1	20	18	14	13	3	16	6,500	88.80%
Belmont Village	128	120	64	50	14	120	43,800	93.49%
Brookdale Blankenbaker	99	79	44	41	24	58	23,733	65.50%
Brookdale Stonestreet	20	20	18	18	1	19	6,579	89.88%

Table 2 - Census Data- Personal Care Beds 2016

ADD / Facility	Licensed Beds	Beginning Census	Admissions	Discharges	Deaths	Ending Census	Total Patient Days	Occupancy Percentage
Eastern Star Home in KY	24	11	6	6	1	10	4,114	46.84%
Episcopal Church Home	127	66	50	50	2	64	24,597	52.92%
Forest Springs Health Campus	37	16	62	47	3	28	8,922	65.88%
Heartsong Memory Care	36	27	24	20	6	25	8,783	66.66%
Little Sisters of the Poor - St. Joseph's Home	15	15	3	5	0	13	5,304	96.61%
Louisville Protestant Altenheim	30	18	2	2	2	16	6,148	55.99%
Masonic Home of Louisville	101	81	60	42	18	81	30,078	81.37%
Morning Pointe Of Louisville At South Hurstbourne	80	41	39	24	10	46	16,836	57.50%
Nazareth Home	50	49	25	19	5	50	16,470	90.00%
Park Louisville	64	28	25	28	9	16	9,161	39.11%
Parr's at Springhurst	91	82	42	34	6	84	29,911	89.81%
Rose Anna Hughes Home/Westminster	57	47	34	33	1	47	16,754	80.31%
Sacred Heart Home of Louisville	31	14	4	4	0	14	6,060	53.41%
Sunrise of Louisville	94	83	52	34	18	83	30,378	88.30%
Symphony at Oaklawn	102	80	46	36	5	85	29,863	79.99%
The Forum at Brookside	24	23	21	23	0	21	8,076	91.94%
Treyton Oaks Towers	40	33	20	23	2	28	11,549	78.89%
Wesley Manor	39	23	25	19	4	25	9,423	66.02%
Westport Place Health Campus	26	21	9	6	2	22	7,888	82.89%
JEFFERSON County Total:	1,335	995	689	577	136	971	360,927	73.87%
SHELBY								
Colonial Hall Manor	57	54	13	10	3	54	18,770	89.97%
Masonic Home of Shelbyville	76	22	22	21	1	22	8,627	31.01%
SHELBY County Total:	133	76	35	31	4	76	27,397	56.28%
ADD: 6 Total	1,530	1,123	750	632	140	1,101	408,399	72.93%
ADD:7								
BOONE								
Colonial Gardens	80	69	51	33	13	74	25,188	86.02%
BOONE County Total:	80	69	51	33	13	74	25,188	86.02%
CAMPBELL								
Baptist Convalescent Center	30	22	10	15	0	17	8,046	73.28%
Carmel Manor	80	30	14	20	2	22	9,984	34.10%
CAMPBELL County Total:	110	52	24	35	2	39	18,030	44.78%
CARROLL								
Carrollton Manor	32	30	14	12	0	32	11,260	96.14%

Table 2 - Census Data- Personal Care Beds 2016

ADD / Facility	Licensed Beds	Beginning Census	Admissions	Discharges	Deaths	Ending Census	Total Patient Days	Occupancy Percentage
Valley Haven Rest Home	45	33	17	16	0	34	12,410	75.35%
CARROLL County Total:	77	63	31	28	0	66	23,670	83.99%
GRANT								
Jonesville Rest Home	26	22	6	3	0	25	8,882	93.34%
GRANT County Total:	26	22	6	3	0	25	8,882	93.34%
KENTON								
Brookdale Edgewood	113	79	57	31	29	76	28,914	69.91%
Covington Ladies Home	32	26	8	11	0	23	8,910	76.08%
Ivy Knoll	45	36	18	17	0	37	13,496	81.94%
Madonna Manor	24	23	23	21	2	23	8,418	95.83%
Regency Manor	59	57	27	26	0	58	20,868	96.64%
Regency Manor North	30	28	15	14	0	29	10,802	98.38%
St Charles Care Center	32	27	20	18	2	27	9,918	84.68%
KENTON County Total:	335	276	168	138	33	273	101,326	82.64%
PENDLETON								
Falmouth Nursing Home	27	23	10	10	1	22	8,052	81.48%
The Front Gate	19	19	11	11	0	19	6,954	100.00%
PENDLETON County Total:	46	42	21	21	1	41	15,006	89.13%
ADD: 7 Total	674	524	301	258	49	518	192,102	77.87%
ADD:9								
BATH								
Hilltop Manor	36	33	11	14	0	30	9,420	71.49%
BATH County Total:	36	33	11	14	0	30	9,420	71.49%
MENIFEE								
Edgewood Estates	8	5	3	5	2	1	1,532	52.32%
MENIFEE County Total:	8	5	3	5	2	1	1,532	52.32%
MORGAN								
West Liberty Nursing and Rehabilitation Center	2	2	0	0	0	2	732	100.00%
MORGAN County Total:	2	2	0	0	0	2	732	100.00%
ADD: 9 Total	46	40	14	19	2	33	11,684	69.40%
ADD:10								
BOYD								
Artrips Personal Care Home	22	19	5	5	0	19	6,954	86.36%
Hamilton's Personal Care Home	22	19	0	1	0	18	6,935	86.13%

Table 2 - Census Data- Personal Care Beds 2016

ADD / Facility	Licensed Beds	Beginning Census	Admissions	Discharges	Deaths	Ending Census	Total Patient Days	Occupancy Percentage
King's Daughters And Sons Home	36	36	11	12	0	35	13,145	99.76%
BOYD County Total:	80	74	16	18	0	72	27,034	92.33%
GREENUP								
Frasure's Personal Care Home	61	53	33	30	0	56	21,274	95.29%
Morning Pointe Of Russell	68	60	25	17	8	64	22,144	99.18%
Oakmont Manor	18	15	3	12	0	6	5,940	90.16%
Russell Convalescent Home	28	25	16	14	0	27	9,485	92.55%
Trinity Station Retirement Community	30	28	12	11	1	28	10,242	93.28%
GREENUP County Total:	205	181	89	84	9	181	69,085	95.33%
LAWRENCE								
The Jordan Center	6	4	0	2	0	2	1,077	49.04%
LAWRENCE County Total:	6	4	0	2	0	2	1,077	49.04%
ADD: 10 Total	291	259	105	104	9	255	97,196	93.51%
ADD:11								
JOHNSON								
Venture Home of Paintsville	56	47	36	26	1	56	20,496	100.00%
JOHNSON County Total:	56	47	36	26	1	56	20,496	100.00%
MAGOFFIN								
Salyersville Nursing and Rehabilitation Center	1	0	0	0	0	0	0	0.00%
MAGOFFIN County Total:	1	0	0	0	0	0	0	0.00%
MARTIN								
Martin County Health Care Facility	8	3	2	2	0	3	1,008	34.43%
MARTIN County Total:	8	3	2	2	0	3	1,008	34.43%
PIKE								
Good Shepherd Community Nursing Center	2	2	1	1	0	2	722	98.63%
PIKE County Total:	2	2	1	1	0	2	722	98.63%
ADD: 11 Total	67	52	39	29	1	61	22,226	90.64%
ADD:12								
KNOTT								
Caney Creek Rehabilitation Complex	60	34	4	13	0	25	10,118	46.07%
Golden Years Rest Home	84	73	59	50	1	81	29,565	96.17%
KNOTT County Total:	144	107	63	63	1	106	39,683	75.29%

Table 2 - Census Data- Personal Care Beds 2016

ADD / Facility	Licensed Beds	Beginning Census	Admissions	Discharges	Deaths	Ending Census	Total Patient Days	Occupancy Percentage
OWSLEY								
Owsley County Health Care Center	8	2	0	0	0	2	732	25.00%
OWSLEY County Total:	8	2	0	0	0	2	732	25.00%
ADD: 12 Total	152	109	63	63	1	108	40,415	72.65%
ADD:13								
BELL								
Generations Center of Middlesboro	64	60	36	34	0	62	20,861	89.06%
BELL County Total:	64	60	36	34	0	62	20,861	89.06%
HARLAN								
The Laurels	82	65	30	27	3	65	23,790	79.27%
HARLAN County Total:	82	65	30	27	3	65	23,790	79.27%
JACKSON								
Signature HealthCare at Jackson Manor	4	3	0	3	0	0	450	30.74%
JACKSON County Total:	4	3	0	3	0	0	450	30.74%
KNOX								
Christian Health Center - Corbin	2	1	0	0	0	1	367	50.14%
KNOX County Total:	2	1	0	0	0	1	367	50.14%
ADD: 13 Total	152	129	66	64	3	128	45,468	81.73%
ADD:14								
MCCREARY								
Cumberland Manor Rest Home	49	49	16	18	2	45	16,810	93.73%
MCCREARY County Total:	49	49	16	18	2	45	16,810	93.73%
PULASKI								
Crestview Personal Care	30	29	11	12	0	28	10,450	95.17%
Somerview Personal Care Home	50	45	33	35	1	42	16,643	90.95%
PULASKI County Total:	80	74	44	47	1	70	27,093	92.53%
WAYNE								
Dishman Personal Care Home	49	40	22	23	1	38	13,122	73.17%
Hicks' Golden Years Nursing Home	1	1	0	0	0	1	366	100.00%
WAYNE County Total:	50	41	22	23	1	39	13,488	73.70%
ADD: 14 Total	179	164	82	88	4	154	57,391	87.60%
ADD:15								
ANDERSON								
Signature Healthcare at Heritage Hall Rehab	18	9	4	4	1	8	3,221	48.89%

Table 2 - Census Data- Personal Care Beds 2016

ADD / Facility	Licensed Beds	Beginning Census	Admissions	Discharges	Deaths	Ending Census	Total Patient Days	Occupancy Percentage
Sunset Hill Personal Care Home	16	10	2	0	1	11	3,597	61.42%
ANDERSON County Total:	34	19	6	4	2	19	6,818	54.79%
BOURBON								
Bourbon Heights	10	9	3	4	0	8	2,992	81.75%
BOURBON County Total:	10	9	3	4	0	8	2,992	81.75%
BOYLE								
McDowell Place of Danville	12	11	10	9	0	12	4,074	92.76%
BOYLE County Total:	12	11	10	9	0	12	4,074	92.76%
ESTILL								
Irvine Nursing and Rehabilitation	2	2	1	1	0	2	732	100.00%
ESTILL County Total:	2	2	1	1	0	2	732	100.00%
FAYETTE								
Brookdale Richmond Place	81	66	38	43	2	59	25,051	84.50%
Central Ky Recovery Center Unit 1	16	15	34	34	0	15	4,734	80.84%
Central KY Recovery Center Unit 2	16	15	35	35	0	15	5,037	86.01%
Central Ky Recovery Center Unit 3	16	0	7	7	0	0	360	17.31%
Lantern at Morning Pointe Alz and Memory Care	50	43	37	32	8	40	14,640	80.00%
Lexington Country Place	22	21	3	2	0	22	8,018	99.58%
Mayfair Village Retirement Center	24	15	7	4	0	18	5,459	62.15%
Morning Pointe of Lexington	80	71	50	49	5	67	24,522	83.75%
Morning Pointe of Lexington East	80	62	52	42	4	68	24,888	85.00%
Tanbark Health Care	62	49	30	32	2	45	16,511	72.76%
The Breckinridge	26	24	5	1	5	23	8,500	89.32%
The Legacy At The Willows	25	22	21	15	7	21	8,387	91.66%
The Villa at Chevy Chase	16	0	0	0	0	0	0	0.00%
The Willows at Hamburg	26	19	57	47	9	20	7,040	73.98%
Willows at Citation	36	24	22	15	3	28	10,383	78.80%
FAYETTE County Total:	576	446	398	358	45	441	163,530	81.28%
FRANKLIN								
Morning Pointe of Frankfort	48	43	21	13	8	43	15,738	89.58%
The Lantern at Morning Pointe of Frankfort	42	36	30	30	9	27	9,882	72.51%
FRANKLIN County Total:	90	79	51	43	17	70	25,620	82.13%
HARRISON								
Cedar Ridge Health Campus	26	26	8	7	1	26	7,913	83.15%
Parkside Manor	51	50	33	33	0	50	18,189	97.44%

Table 2 - Census Data- Personal Care Beds 2016

ADD / Facility	Licensed Beds	Beginning Census	Admissions	Discharges	Deaths	Ending Census	Total Patient Days	Occupancy Percentage
Shady Lawn Home	75	70	42	37	0	75	26,256	95.65%
HARRISON County Total:	152	146	83	77	1	151	52,358	94.11%
JESSAMINE								
Bridgepointe At Ashgrove Woods	78	61	61	47	4	71	24,888	87.18%
Rose Terrace Lodge	40	38	20	19	0	39	13,912	95.03%
Wesley Village	28	17	18	10	5	20	8,260	80.60%
JESSAMINE County Total:	146	116	99	76	9	130	47,060	88.07%
LINCOLN								
Waynesburg Manor	28	28	7	7	0	28	9,887	96.48%
LINCOLN County Total:	28	28	7	7	0	28	9,887	96.48%
MADISON								
Morning Pointe of Richmond	48	42	11	8	3	42	15,372	87.50%
Telford Terrace	14	9	14	13	0	10	3,318	64.75%
MADISON County Total:	62	51	25	21	3	52	18,690	82.36%
POWELL								
Stanton Nursing and Rehabilitation Center	1	0	0	0	0	0	0	0.00%
POWELL County Total:	1	0	0	0	0	0	0	0.00%
SCOTT								
Dover Manor	6	3	1	4	0	0	834	37.98%
SCOTT County Total:	6	3	1	4	0	0	834	37.98%
WOODFORD								
Taylor Manor Nursing Home	24	17	14	12	2	17	6,370	72.52%
WOODFORD County Total:	24	17	14	12	2	17	6,370	72.52%
ADD: 15 Total	1,143	927	698	616	79	930	338,965	83.29%
Statewide Total	6,261	4,885	3,199	2,937	316	4,835	1,754,753	77.01%

Table 3 - Census Data- Nursing Home (CCRC) Beds 2016

ADD / Facility	Licensed Beds	Beginning Census	Admissions	Discharges	Deaths	Ending Census	Total Patient Days	Occupancy Percentage
ADD:2								
CHRISTIAN								
Christian Health Center, Hopkinsville	2	2	1	0	1	2	656	89.62%
CHRISTIAN County Total:	2	2	1	0	1	2	656	89.62%
LYON								
River's Bend Retirement Community	1	1	0	0	0	1	366	100.00%
LYON County Total:	1	1	0	0	0	1	366	100.00%
ADD: 2 Total	3	3	1	0	1	3	1,022	93.08%
ADD:3								
UNION								
Breckinridge Place	6	6	2	2	0	6	2,184	99.45%
UNION County Total:	6	6	2	2	0	6	2,184	99.45%
ADD: 3 Total	6	6	2	2	0	6	2,184	99.45%
ADD:4								
WARREN								
Christian Health Center, Bowling Green	17	8	11	5	4	10	2,320	37.29%
WARREN County Total:	17	8	11	5	4	10	2,320	37.29%
ADD: 4 Total	17	8	11	5	4	10	2,320	37.29%
ADD:5								
MARION								
The Village of Lebanon II	10	5	8	2	8	3	1,613	44.07%
MARION County Total:	10	5	8	2	8	3	1,613	44.07%
NELSON								
Windsor Gardens CCRC	11	5	17	2	16	4	1,932	47.99%
NELSON County Total:	11	5	17	2	16	4	1,932	47.99%
ADD: 5 Total	21	10	25	4	24	7	3,545	46.12%
ADD:6								
JEFFERSON								
Christian Health Center of Louisville	4	1	15	15	0	1	49	3.35%
Episcopal Church Home	46	7	9	4	8	4	2,342	13.91%
Louisville Protestant Altenheim	8	7	4	1	6	4	2,002	68.37%
Sacred Heart Home of Louisville	6	2	0	0	0	2	462	21.04%
The Forum at Brookside	18	18	11	10	3	16	6,357	96.49%
JEFFERSON County Total:	82	35	39	30	17	27	11,212	37.36%
ADD: 6 Total	82	35	39	30	17	27	11,212	37.36%

Table 3 - Census Data- Nursing Home (CCRC) Beds 2016

ADD / Facility	Licensed Beds	Beginning Census	Admissions	Discharges	Deaths	Ending Census	Total Patient Days	Occupancy Percentage
ADD:7								
KENTON								
Madonna Manor	1	1	2	0	2	1	338	92.35%
KENTON County Total:	1	1	2	0	2	1	338	92.35%
ADD: 7 Total	1	1	2	0	2	1	338	92.35%
ADD:10								
GREENUP								
Trinity Station Retirement Community	17	16	10	4	5	17	5,692	91.48%
GREENUP County Total:	17	16	10	4	5	17	5,692	91.48%
ADD: 10 Total	17	16	10	4	5	17	5,692	91.48%
ADD:13								
KNOX								
Christian Health Center - Corbin	4	0	9	5	4	0	520	35.52%
KNOX County Total:	4	0	9	5	4	0	520	35.52%
LAUREL								
Laurel Heights Home for the Elderly	17	16	13	9	3	17	6,054	97.30%
LAUREL County Total:	17	16	13	9	3	17	6,054	97.30%
ADD: 13 Total	21	16	22	14	7	17	6,574	85.53%
ADD:14								
PULASKI								
The Neighborhood Nursing Facility	12	12	8	1	7	12	4,353	99.11%
PULASKI County Total:	12	12	8	1	7	12	4,353	99.11%
ADD: 14 Total	12	12	8	1	7	12	4,353	99.11%
ADD:15								
FAYETTE								
Sayre Christian Village Nursing Home	11	18	55	15	13	10	6,040	89.27%
FAYETTE County Total:	11	18	55	15	13	10	6,040	89.27%
HARRISON								
Cedar Ridge Health Campus	5	5	3	3	3	2	1,607	87.81%
HARRISON County Total:	5	5	3	3	3	2	1,607	87.81%
JESSAMINE								
Wesley Village	36	23	18	0	14	27	10,028	76.11%
JESSAMINE County Total:	36	23	18	0	14	27	10,028	76.11%

Table 3 - Census Data- Nursing Home (CCRC) Beds 2016

ADD / Facility	Licensed Beds	Beginning Census	Admissions	Discharges	Deaths	Ending Census	Total Patient Days	Occupancy Percentage
MADISON								
Telford Terrace	34	20	35	28	9	18	7,097	57.03%
MADISON County Total:	34	20	35	28	9	18	7,097	57.03%
ADD: 15 Total	86	66	111	46	39	57	24,772	72.40%
Statewide Total	266	173	231	106	106	157	62,012	61.95%

Table 4 - Census Data- Nursing Home (Non-CCRC) Beds 2016

ADD / Facility	Licensed Beds	Beginning Census	Admissions	Discharges	Deaths	Ending Census	Total Patient Days	Occupancy Percentage
ADD:3								
DAVISS								
Hermitage Care and Rehabilitation Center	22	16	113	90	18	21	7,686	95.45%
DAVISS County Total:	22	16	113	90	18	21	7,686	95.45%
WEBSTER								
Shemwell Nursing Home	20	19	1	0	0	20	7,247	99.00%
WEBSTER County Total:	20	19	1	0	0	20	7,247	99.00%
ADD: 3 Total	42	35	114	90	18	41	14,933	97.14%
ADD:5								
MARION								
The Village of Lebanon II	28	25	107	98	17	17	7,825	76.36%
MARION County Total:	28	25	107	98	17	17	7,825	76.36%
ADD: 5 Total	28	25	107	98	17	17	7,825	76.36%
ADD:15								
BOURBON								
Bourbon Heights	32	30	73	59	16	28	9,415	80.39%
BOURBON County Total:	32	30	73	59	16	28	9,415	80.39%
WOODFORD								
Taylor Manor Nursing Home	40	26	39	16	22	27	11,286	77.09%
WOODFORD County Total:	40	26	39	16	22	27	11,286	77.09%
ADD: 15 Total	72	56	112	75	38	55	20,701	78.56%
Statewide Total	142	116	333	263	73	113	43,459	83.62%

Table 5 - Census Data- Intermediate Care Beds 2016

ADD / Facility	Licensed Beds	Beginning Census	Admissions	Discharges	Deaths	Ending Census	Total Patient Days	Occupancy Percentage
ADD:3								
WEBSTER								
Shemwell Nursing Home	2	2	0	0	0	2	732	100.00%
WEBSTER County Total:	2	2	0	0	0	2	732	100.00%
ADD: 3 Total	2	2	0	0	0	2	732	100.00%
ADD:4								
WARREN								
Christian Health Center, Bowling Green	2	2	5	2	4	1	677	92.49%
WARREN County Total:	2	2	5	2	4	1	677	92.49%
ADD: 4 Total	2	2	5	2	4	1	677	92.49%
ADD:6								
JEFFERSON								
Eastern Star Home in KY	18	16	22	10	12	16	5,938	90.13%
Louisville Protestant Altenheim	24	13	12	6	8	11	4,612	52.50%
The Forum at Brookside	2	2	2	2	0	2	650	88.80%
JEFFERSON County Total:	44	31	36	18	20	29	11,200	69.55%
ADD: 6 Total	44	31	36	18	20	29	11,200	69.55%
ADD:15								
HARRISON								
Cedar Ridge Health Campus	2	2	3	0	3	2	703	96.04%
HARRISON County Total:	2	2	3	0	3	2	703	96.04%
JESSAMINE								
Wesley Village	2	1	0	0	0	1	366	50.00%
JESSAMINE County Total:	2	1	0	0	0	1	366	50.00%
MADISON								
Telford Terrace	2	1	0	0	0	1	366	50.00%
MADISON County Total:	2	1	0	0	0	1	366	50.00%
WOODFORD								
Taylor Manor Nursing Home	18	14	9	3	7	13	5,553	84.29%
WOODFORD County Total:	18	14	9	3	7	13	5,553	84.29%
ADD: 15 Total	24	18	12	3	10	17	6,988	79.55%
Statewide Total	72	53	53	23	34	49	19,597	74.37%

Table 6 - Census Data - Alzheimer Facility Beds 2016

ADD / Facility	Licensed Beds	Beginning Census	Admissions	Discharges	Deaths	Ending Census	Total Patient Days	Occupancy Percentage
ADD:3								
DAVIESS								
Wellington Parc of Owensboro	60	52	49	30	18	53	19,142	87.17%
DAVIESS County Total:	60	52	49	30	18	53	19,142	87.17%
ADD: 3 Total	60	52	49	30	18	53	19,142	87.17%
ADD:4								
WARREN								
Magnolia Village Care	60	54	107	78	30	53	20,251	92.22%
WARREN County Total:	60	54	107	78	30	53	20,251	92.22%
ADD: 4 Total	60	54	107	78	30	53	20,251	92.22%
Statewide Total	120	106	156	108	48	106	39,393	89.69%

Table 7 - Census Data- ICF/IID Beds 2016

ADD / Facility	Licensed Beds	Beginning Census	Admissions	Discharges	Deaths	Ending Census	Total Patient Days	Occupancy Percentage
ADD:2								
CHRISTIAN								
Outwood ICF/IID	80	36	2	2	0	36	12,993	44.38%
CHRISTIAN County Total:	80	36	2	2	0	36	12,993	44.38%
ADD: 2 Total	80	36	2	2	0	36	12,993	44.38%
ADD:3								
DAVISS								
Wendell Foster's Campus for Developmental Disabilities	63	63	1	0	1	63	23,040	99.92%
DAVISS County Total:	63	63	1	0	1	63	23,040	99.92%
ADD: 3 Total	63	63	1	0	1	63	23,040	99.92%
ADD:6								
BULLITT								
Meadows ICF/IID	8	7	1	0	0	8	2,875	98.19%
BULLITT County Total:	8	7	1	0	0	8	2,875	98.19%
HENRY								
Cedar Lake Lodge Park Place I	8	8	1	1	0	8	2,927	99.97%
Cedar Lake Lodge Park Place II	8	8	1	1	0	8	2,927	99.97%
HENRY County Total:	16	16	2	2	0	16	5,854	99.97%
JEFFERSON								
Bingham Gardens	24	23	5	4	0	24	8,619	98.12%
Del Maria ICF/IID	8	8	0	0	0	8	2,881	98.39%
Hazelwood Center	201	85	6	3	8	80	29,283	39.81%
JEFFERSON County Total:	233	116	11	7	8	112	40,783	47.82%
OLDHAM								
Cedar Lake Lodge	69	71	6	4	5	68	25,560	99.57%
Windsong ICF/IID	8	8	0	0	0	8	2,765	94.43%
OLDHAM County Total:	77	79	6	4	5	76	28,325	99.04%
ADD: 6 Total	334	218	20	13	13	212	77,837	63.46%
ADD:14								
PULASKI								
Oakwood ICF/IID Unit 1	60	47	2	1	3	45	16,470	75.00%
Oakwood ICF/IID Unit 2	48	35	7	4	0	38	13,908	79.17%
Oakwood ICF/IID Unit 3	24	12	1	2	0	11	4,026	45.83%

Table 7 - Census Data- ICF/IID Beds 2016

ADD / Facility	Licensed Beds	Beginning Census	Admissions	Discharges	Deaths	Ending Census	Total Patient Days	Occupancy Percentage
Oakwood ICF/IID Unit 4	21	12	1	1	0	12	4,392	57.14%
PULASKI County Total:	153	106	11	8	3	106	38,796	69.28%
ADD: 14 Total	153	106	11	8	3	106	38,796	69.28%
Statewide Total	630	423	34	23	17	417	152,666	66.09%

*Kentucky Annual
Long-Term Care Services Report*



*Section II
Payor Source Data*

Table 8 - Payor Source- Nursing Facility Beds 2016

Number of Patient Days by Primary Payor Source

ADD / Facility	Medicare	Medicaid	Private	Other	Total
ADD:1					
BALLARD					
Life Care Center of LaCenter	2,741	14,840	2,987	319	20,887
BALLARD County Total:	2,741	14,840	2,987	319	20,887
CALLOWAY					
Spring Creek Health Care	10,089	29,847	9,204	29	49,169
CALLOWAY County Total:	10,089	29,847	9,204	29	49,169
CARLISLE					
Countryside Center	1,928	12,244	1,334	797	16,303
CARLISLE County Total:	1,928	12,244	1,334	797	16,303
FULTON					
Diversicare of Fulton	2,534	14,044	533	573	17,684
FULTON County Total:	2,534	14,044	533	573	17,684
GRAVES					
Green Acres Health Care	2,420	16,199	3,337	253	22,209
Heritage Manor Healthcare Center	4,197	17,441	2,433	1,405	25,476
Mills Health and Rehab Center	4,496	24,460	4,114	750	33,820
GRAVES County Total:	11,113	58,100	9,884	2,408	81,505
HICKMAN					
Clinton Hickman County Nursing Facility	1,470	9,600	3,860	0	14,930
Clinton Place	3,665	21,252	1,755	778	27,450
HICKMAN County Total:	5,135	30,852	5,615	778	42,380
MARSHALL					
Calvert City Convalescent Center	4,851	20,324	7,661	0	32,836
Lake Way Nursing and Rehabilitation Center	4,413	21,070	5,673	1,550	32,706
Oakview Nursing and Rehabilitation Center	4,344	17,157	3,970	169	25,640
MARSHALL County Total:	13,608	58,551	17,304	1,719	91,182
MCCRACKEN					
Baptist Health Paducah	3,675	51	3	384	4,113
Barkley Center	3,014	21,308	978	452	25,752
McCracken Nursing and Rehabilitation Center	2,412	18,065	619	1,264	22,360
Parkview Nursing and Rehabilitation Center (Paducah)	13,915	40,525	8,467	4,565	67,472
Superior Care Home	13,084	6,697	9,953	3,749	33,483
MCCRACKEN County Total:	36,100	86,646	20,020	10,414	153,180
ADD: 1 Total	83,248	305,124	66,881	17,037	472,290

Table 8 - Payor Source- Nursing Facility Beds 2016

Number of Patient Days by Primary Payor Source

ADD / Facility	Medicare	Medicaid	Private	Other	Total
ADD:2					
CALDWELL					
Princeton Health and Rehab Center	2,305	18,134	2,482	619	23,540
CALDWELL County Total:	2,305	18,134	2,482	619	23,540
CHRISTIAN					
Bradford Heights Health & Rehab Center	5,040	15,345	5,336	1,384	27,105
Christian Health Center, Hopkinsville	7,017	20,208	9,457	594	37,276
Christian Heights Nursing and Rehabilitation Center	1,277	13,976	192	71	15,516
Covington Convalescent Center	1,647	17,254	4,611	0	23,512
Western State Nursing Facility	4,786	28,560	551	6,004	39,901
CHRISTIAN County Total:	19,767	95,343	20,147	8,053	143,310
CRITTENDEN					
Crittenden County Health and Rehabilitation Center	3,467	19,006	2,179	528	25,180
CRITTENDEN County Total:	3,467	19,006	2,179	528	25,180
HOPKINS					
Baptist Health Transitional Care	4,278	0	0	145	4,423
Brighton Cornerstone Health Care	1,826	16,835	2,192	0	20,853
Dawson Springs Health And Rehab Ctr	1,191	17,734	1,681	16	20,622
Hillside Center	2,492	16,834	430	626	20,382
Joseph Eddie Ballard Western Kentucky Veterans Cen	1,205	9,310	34,180	189	44,884
NHC HealthCare, Madisonville	2,656	23,697	4,312	407	31,072
Ridgewood Terrace Nursing Home	4,486	27,051	6,888	73	38,498
Tradewater Pointe	2,621	1,324	15,886	112	19,943
HOPKINS County Total:	20,755	112,785	65,569	1,568	200,677
LIVINGSTON					
Salem Springlake Health and Rehabilitation Center	2,602	14,896	1,429	607	19,534
LIVINGSTON County Total:	2,602	14,896	1,429	607	19,534
LYON					
Christian Care Center of Kuttawa	2,796	16,013	1,921	847	21,577
River's Bend Retirement Community	2,259	7,825	3,379	366	13,829
LYON County Total:	5,055	23,838	5,300	1,213	35,406
MUHLENBERG					
Diversicare of Greenville	4,031	13,446	3,965	0	21,442
Kindred Nursing and Rehabilitation-Maple	4,023	27,200	1,187	672	33,082

Table 8 - Payor Source- Nursing Facility Beds 2016

Number of Patient Days by Primary Payor Source

ADD / Facility	Medicare	Medicaid	Private	Other	Total
Owensboro Health Muhlenberg Community Hospital Long Term Care	1,955	9,663	310	1,803	13,731
MUHLENBERG County Total:	10,009	50,309	5,462	2,475	68,255
TODD					
Hearthstone Place	2,461	11,843	1,892	0	16,196
TODD County Total:	2,461	11,843	1,892	0	16,196
TRIGG					
Shady Lawn Nursing and Rehabilitation Center	1,284	10,871	833	245	13,233
TRIGG County Total:	1,284	10,871	833	245	13,233
ADD: 2 Total	67,705	357,025	105,293	15,308	545,331
ADD:3					
DAVIESS					
Carmel Home	335	3,990	1,315	7,201	12,841
Hermitage Care and Rehabilitation Center	1,534	15,668	0	0	17,202
Owensboro Center	3,769	38,152	2,285	674	44,880
Owensboro Health	7,062	0	178	0	7,240
Signature Healthcare at Hillcrest	7,973	30,319	4,979	1,758	45,029
Twin Rivers Nursing and Rehab Center	3,539	32,752	1,382	1,780	39,453
Wellington Parc of Owensboro	160	0	7,083	0	7,243
DAVIESS County Total:	24,372	120,881	17,222	11,413	173,888
HANCOCK					
Heartland Villa Care and Rehabilitation Center Community	2,567	10,709	1,777	270	15,323
HANCOCK County Total:	2,567	10,709	1,777	270	15,323
HENDERSON					
Henderson Nursing and Rehabilitation Center	2,796	16,843	2,364	1,346	23,349
Redbanks	7,378	43,980	13,006	802	65,166
HENDERSON County Total:	10,174	60,823	15,370	2,148	88,515
MCLEAN					
Riverside Care & Rehab Ctr	2,905	19,111	2,641	192	24,849
MCLEAN County Total:	2,905	19,111	2,641	192	24,849
OHIO					
Beaver Dam Nursing and Rehab Center	3,585	13,076	3,535	0	20,196
Fordsville Nursing and Rehabilitation Center	1,771	20,631	307	349	23,058
Signature Healthcare of Hartford Rehab and Wellness	3,759	25,469	3,268	571	33,067
OHIO County Total:	9,115	59,176	7,110	920	76,321

Table 8 - Payor Source- Nursing Facility Beds 2016

Number of Patient Days by Primary Payor Source

ADD / Facility	Medicare	Medicaid	Private	Other	Total
UNION					
Breckinridge Place	492	2,499	2,775	0	5,766
Morganfield Nursing and Rehabilitation Center	3,499	14,530	1,082	445	19,556
UNION County Total:	3,991	17,029	3,857	445	25,322
WEBSTER					
Redbanks Colonial Terrace	2,429	19,131	3,378	2,847	27,785
WEBSTER County Total:	2,429	19,131	3,378	2,847	27,785
ADD: 3 Total	55,553	306,860	51,355	18,235	432,003
ADD:4					
ALLEN					
Cal Turner Rehab and Specialty Care	2,034	29,895	7,015	47	38,991
ALLEN County Total:	2,034	29,895	7,015	47	38,991
BARREN					
Diversicare of Glasgow	4,898	20,179	5,225	507	30,809
Glasgow Health and Rehabilitation Center	3,284	14,033	704	2,823	20,844
Glasgow State Nursing Facility	0	18,027	5,147	2,715	25,889
Glenview Health Care Facility	1,254	16,033	2,471	167	19,925
NHC HealthCare, Glasgow	8,212	43,351	10,177	728	62,468
T J Samson Community Hospital Skilled Nursing Unit	3,679	0	0	175	3,854
BARREN County Total:	21,327	111,623	23,724	7,115	163,789
BUTLER					
Morgantown Care and Rehabilitation Center	5,217	31,307	3,776	1,409	41,709
BUTLER County Total:	5,217	31,307	3,776	1,409	41,709
EDMONSON					
Edmonson Center	3,051	20,382	1,644	430	25,507
EDMONSON County Total:	3,051	20,382	1,644	430	25,507
HART					
Signature Healthcare of Hart County	3,648	23,220	3,774	1,788	32,430
HART County Total:	3,648	23,220	3,774	1,788	32,430
LOGAN					
Auburn Health Care	1,395	13,704	3,383	0	18,482
Creekwood Place Nursing and Rehab Center	5,774	18,253	8,406	1,198	33,631
LOGAN County Total:	7,169	31,957	11,789	1,198	52,113

Table 8 - Payor Source- Nursing Facility Beds 2016

Number of Patient Days by Primary Payor Source

ADD / Facility	Medicare	Medicaid	Private	Other	Total
METCALFE					
Metcalfe Health Care Center	2,072	20,499	2,352	0	24,923
METCALFE County Total:	2,072	20,499	2,352	0	24,923
MONROE					
Signature HealthCare of Monroe County Rehab	4,498	26,124	3,142	816	34,580
MONROE County Total:	4,498	26,124	3,142	816	34,580
SIMPSON					
Franklin-Simpson Nursing and Rehabilitation	3,698	24,852	441	940	29,931
SIMPSON County Total:	3,698	24,852	441	940	29,931
WARREN					
Bowling Green Nursing and Rehabilitation	2,345	17,417	650	876	21,288
Christian Health Center, Bowling Green	2,958	1,876	1,303	1,150	7,287
Colonial Center	1,542	13,310	2,018	14	16,884
Greenwood Nursing and Rehabilitation	14,431	24,867	5,849	0	45,147
Hopkins Center	1,795	13,168	2,340	137	17,440
Signature Healthcare Bowling Green	7,153	37,580	3,793	2,649	51,175
WARREN County Total:	30,224	108,218	15,953	4,826	159,221
ADD: 4 Total	82,938	428,077	73,610	18,569	603,194
ADD:5					
BRECKINRIDGE					
Breckinridge Memorial Nursing Facility	214	4,848	1,380	0	6,442
Hardinsburg Nursing and Rehabilitation	3,057	16,604	1,910	427	21,998
BRECKINRIDGE County Total:	3,271	21,452	3,290	427	28,440
GRAYSON					
Grayson Manor	4,050	17,098	4,172	0	25,320
Spring View Health and Rehab Center	3,040	16,041	3,399	421	22,901
GRAYSON County Total:	7,090	33,139	7,571	421	48,221
HARDIN					
Elizabethtown Nursing and Rehab	2,963	16,062	609	1,686	21,320
Helmwood Healthcare Center	3,660	9,516	7,686	0	20,862
Kensington Center	6,836	16,357	3,050	1,975	28,218
Nursing Facility of Hardin Memorial Hospital	4,030	0	303	0	4,333
Signature Healthcare at North Hardin Rehab	7,328	27,365	4,276	3,918	42,887
Signature Healthcare of Elizabethtown	3,706	20,945	2,956	2,457	30,064
HARDIN County Total:	28,523	90,245	18,880	10,036	147,684

Table 8 - Payor Source- Nursing Facility Beds 2016

Number of Patient Days by Primary Payor Source

ADD / Facility	Medicare	Medicaid	Private	Other	Total
LARUE					
Sunrise Manor Nursing Home	5,198	32,176	6,044	2,387	45,805
LARUE County Total:	5,198	32,176	6,044	2,387	45,805
MARION					
Cedars Of Lebanon Nursing Center	1,231	24,785	893	39	26,948
Loretto Motherhouse Infirmary	711	17,447	3,630	0	21,788
Village of Lebanon II	336	4,535	665	61	5,597
MARION County Total:	2,278	46,767	5,188	100	54,333
MEADE					
Brandenburg Nursing and Rehabilitation	2,776	13,857	1,534	660	18,827
MEADE County Total:	2,776	13,857	1,534	660	18,827
NELSON					
Flaget Memorial Hospital NF	2,187	8	931	106	3,232
Life Care Center of Bardstown	8,760	22,995	3,285	1,095	36,135
Signature Healthcare At Colonial Rehab	3,004	17,005	968	985	21,962
NELSON County Total:	13,951	40,008	5,184	2,186	61,329
WASHINGTON					
Sansbury Care Center	400	14,793	1,885	0	17,078
Springfield Nursing and Rehabilitation Center	1,749	18,340	1,715	1,002	22,806
WASHINGTON County Total:	2,149	33,133	3,600	1,002	39,884
ADD: 5 Total	65,236	310,777	51,291	17,219	444,523
ADD:6					
BULLITT					
Green Meadows Healthcare Center 1	3,484	27,335	5,627	593	37,039
BULLITT County Total:	3,484	27,335	5,627	593	37,039
HENRY					
Providence New Castle	1,799	15,004	3,221	360	20,384
HENRY County Total:	1,799	15,004	3,221	360	20,384
JEFFERSON					
Brownsboro Hills Nursing Home	3,113	19,217	2,354	6,102	30,786
Christian Health Center of Louisville	7,807	28,586	2,830	384	39,607
Christian Health Center West	1,515	26,881	1,503	0	29,899
Clifton Oaks Care Center	3,439	26,107	154	4,695	34,395
Diversicare of Seneca Place	2,928	14,640	8,052	3,294	28,914
Episcopal Church Home	10,255	5,962	13,719	0	29,936

Table 8 - Payor Source- Nursing Facility Beds 2016

Number of Patient Days by Primary Payor Source

ADD / Facility	Medicare	Medicaid	Private	Other	Total
Essex Nursing and Rehabilitation Center	4,395	29,630	7,609	425	42,059
Forest Springs Health Campus	7,515	1,930	7,753	386	17,584
Franciscan Health Care Center	14,460	7,518	5,995	2,445	30,418
Georgetown Manor	2,066	29,996	2,786	2,882	37,730
Glen Ridge Health Campus	13,607	340	6,997	655	21,599
Highlands Nursing and Rehabilitation Center (Louisville)	4,368	40,492	2,053	2,080	48,993
Hillcreek Rehabilitation and Care	2,562	43,042	512	5,124	51,240
Home of the Innocents	0	27,025	61	0	27,086
Jefferson Manor Health and Rehab	3,080	17,136	7,750	3,412	31,378
Kindred Hospital - Louisville	1,520	15,410	62	0	16,992
Klondike Center	1,676	18,500	300	1,070	21,546
Little Sisters of the Poor - St. Joseph's Home	589	11,099	997	0	12,685
Louisville East Post Acute	5,592	39,363	4,128	4,043	53,126
Masonic Home of Louisville	17,316	16,892	12,495	0	46,703
Nazareth Home	6,411	11,462	19,613	3,872	41,358
Oaklawn Nursing and Rehab	16,608	201	7,271	8,169	32,249
Park Terrace Health Campus	10,266	9,853	6,498	3,345	29,962
Parkway Medical Center	10,623	63,723	7,697	1,989	84,032
Regency Rehabilitation and Nursing Center	2,198	31,642	1,068	1,880	36,788
Regis Woods Care and Rehabilitation Center	2,996	51,715	1,432	1,685	57,828
Rivers Edge Nursing and Rehabilitation Center	1,163	28,951	978	63	31,155
Rockford Health and Rehabilitation Center	2,996	27,565	1,774	1,647	33,982
Sacred Heart Home of Louisville	3,070	17,697	7,457	1,051	29,275
Signature Health Care of East Louisville	5,831	26,825	3,064	7,151	42,871
Signature Health Care of South Louisville	5,971	15,399	1,739	6,262	29,371
Signature Healthcare at Jefferson Place Rehab	8,610	0	18,319	4,359	31,288
Signature Healthcare at St's Mary & Elizabeth Hosp	2,875	0	0	2,600	5,475
Signature Healthcare of Cherokee Park	3,898	17,930	1,343	4,377	27,548
Springhurst Health and Rehab	2,940	17,517	4,328	839	25,624
St Matthews Care Center	3,873	34,222	2,348	853	41,296
Summerfield Health and Rehabilitation Center	5,758	36,716	2,975	5,966	51,415
The Forum at Brookside	3,245	2,647	7,159	406	13,457
The Good Samaritan Society-Jeffersontown	2,284	18,967	5,865	238	27,354
Treyton Oaks Towers	3,683	4,208	8,737	125	16,753
Wesley Manor	493	15,702	5,769	337	22,301

Table 8 - Payor Source- Nursing Facility Beds 2016

Number of Patient Days by Primary Payor Source

ADD / Facility	Medicare	Medicaid	Private	Other	Total
Westminster Terrace	4,558	21,122	6,039	1,443	33,162
Westport Care Center	1,839	43,420	4,207	283	49,749
Westport Place Health Campus	7,586	599	9,992	848	19,025
JEFFERSON County Total:	227,578	917,849	223,782	96,785	1,465,994
OLDHAM					
Baptist Health La Grange	4,929	377	276	233	5,815
Friendship Manor Nursing Home	4,164	33,388	7,028	836	45,416
Providence Richwood	3,294	28,914	4,758	366	37,332
OLDHAM County Total:	12,387	62,679	12,062	1,435	88,563
SHELBY					
Crestview Center	2,545	13,594	2,221	1,261	19,621
Masonic Home of Shelbyville	6,070	18,513	8,586	2,623	35,792
SHELBY County Total:	8,615	32,107	10,807	3,884	55,413
SPENCER					
Signature Health Care of Spencer County	2,560	30,404	3,499	873	37,336
SPENCER County Total:	2,560	30,404	3,499	873	37,336
TRIMBLE					
Signature Health Care of Trimble County	2,133	12,860	1,227	855	17,075
TRIMBLE County Total:	2,133	12,860	1,227	855	17,075
ADD: 6 Total	258,556	1,098,238	260,225	104,785	1,721,804
ADD:7					
BOONE					
Bridgepoint Care and Rehabilitation Center	3,104	39,191	275	5,181	47,751
Florence Park Care Center	5,121	35,251	6,980	1,211	48,563
St Elizabeth Florence SNF	3,085	0	0	2,057	5,142
BOONE County Total:	11,310	74,442	7,255	8,449	101,456
CAMPBELL					
Baptist Convalescent Center	2,994	43,215	7,462	4,317	57,988
Carmel Manor	1,054	8,387	10,943	233	20,617
Coldspring Transitional Care Center	9,024	21,750	5,295	5,450	41,519
Highlandspring of Ft Thomas	5,564	22,631	13,334	3,827	45,356
St. Elizabeth FT Thomas SNF	3,343	0	0	2,229	5,572
CAMPBELL County Total:	21,979	95,983	37,034	16,056	171,052

Table 8 - Payor Source- Nursing Facility Beds 2016

Number of Patient Days by Primary Payor Source

ADD / Facility	Medicare	Medicaid	Private	Other	Total
CARROLL					
Green Valley Health and Rehabilitation Center	3,287	15,947	2,048	2,958	24,240
CARROLL County Total:	3,287	15,947	2,048	2,958	24,240
GALLATIN					
Providence Gallatin	3,748	28,219	4,674	0	36,641
GALLATIN County Total:	3,748	28,219	4,674	0	36,641
GRANT					
Grant Center	2,898	25,109	2,409	3,063	33,479
GRANT County Total:	2,898	25,109	2,409	3,063	33,479
KENTON					
Madonna Manor	5,144	6,534	6,489	2,303	20,470
Providence Pavilion	2,839	16,522	3,213	4,683	27,257
Rosedale Green	8,366	47,904	14,578	0	70,848
Village Care Center	4,225	20,085	9,631	63	34,004
Villaspring of Erlanger	9,156	24,310	7,474	7,233	48,173
Woodcrest Nursing and Rehabilitation Center	4,152	28,228	2,697	2,929	38,006
KENTON County Total:	33,882	143,583	44,082	17,211	238,758
OWEN					
Owenton Center	2,987	28,335	2,537	672	34,531
OWEN County Total:	2,987	28,335	2,537	672	34,531
PENDLETON					
River Valley Nursing Home	2,590	13,384	5,474	292	21,740
PENDLETON County Total:	2,590	13,384	5,474	292	21,740
ADD: 7 Total	82,681	425,002	105,513	48,701	661,897
ADD:8					
BRACKEN					
Bracken County Nursing and Rehabilitation Center	1,846	7,594	615	264	10,319
BRACKEN County Total:	1,846	7,594	615	264	10,319
FLEMING					
Pioneer Trace Nursing Home	2,122	18,648	3,429	3,340	27,539
FLEMING County Total:	2,122	18,648	3,429	3,340	27,539
LEWIS					
Vanceburg Rehabilitation and Care	3,186	29,092	291	303	32,872
LEWIS County Total:	3,186	29,092	291	303	32,872

Table 8 - Payor Source- Nursing Facility Beds 2016

Number of Patient Days by Primary Payor Source

ADD / Facility	Medicare	Medicaid	Private	Other	Total
MASON					
Maysville Nursing and Rehabilitation Facility	6,363	26,646	11,271	1,021	45,301
MASON County Total:	6,363	26,646	11,271	1,021	45,301
ROBERTSON					
Robertson County Health Care Facility	1,536	13,716	2,704	1,208	19,164
ROBERTSON County Total:	1,536	13,716	2,704	1,208	19,164
ADD: 8 Total	15,053	95,696	18,310	6,136	135,195
ADD:9					
BATH					
Ridgeway Nursing and Rehabilitation	3,167	26,933	3,056	330	33,486
BATH County Total:	3,167	26,933	3,056	330	33,486
MENIFEE					
Edgewood Estates	1,263	19,619	763	81	21,726
MENIFEE County Total:	1,263	19,619	763	81	21,726
MONTGOMERY					
Windsor Care Center	6,566	35,331	5,319	2,048	49,264
MONTGOMERY County Total:	6,566	35,331	5,319	2,048	49,264
MORGAN					
West Liberty Nursing and Rehabilitation Center	2,265	12,901	743	212	16,121
MORGAN County Total:	2,265	12,901	743	212	16,121
ROWAN					
Life Care Center of Morehead	5,806	24,814	1,195	316	32,131
St. Claire Medical Center TCU	994	0	130	878	2,002
ROWAN County Total:	6,800	24,814	1,325	1,194	34,133
ADD: 9 Total	20,061	119,598	11,206	3,865	154,730
ADD:10					
BOYD					
Boyd Nursing and Rehabilitation Center	3,411	14,190	1,887	909	20,397
King's Daughters Medical Center	1,814	0	910	15	2,739
Kingsbrook Lifecare Center	15,010	26,079	7,614	0	48,703
Woodland Oaks Health Care Facility	6,568	21,528	6,646	4,246	38,988
BOYD County Total:	26,803	61,797	17,057	5,170	110,827
CARTER					
Carter Nursing and Rehabilitation Center	5,221	32,599	1,809	2,765	42,394
CARTER County Total:	5,221	32,599	1,809	2,765	42,394

Table 8 - Payor Source- Nursing Facility Beds 2016

Number of Patient Days by Primary Payor Source

ADD / Facility	Medicare	Medicaid	Private	Other	Total
ELLIOTT					
Elliott Nursing and Rehabilitation Center	3,713	20,492	1,836	312	26,353
ELLIOTT County Total:	3,713	20,492	1,836	312	26,353
GREENUP					
Oakmont Manor	5,348	17,203	4,409	2,654	29,614
South Shore Nursing and Rehabilitation Center	2,404	15,009	464	375	18,252
Wurtland Nursing and Rehabilitation Center	3,078	31,144	2,053	3,598	39,873
GREENUP County Total:	10,830	63,356	6,926	6,627	87,739
LAWRENCE					
The Jordan Center	1,838	30,499	771	32	33,140
LAWRENCE County Total:	1,838	30,499	771	32	33,140
ADD: 10 Total	48,405	208,743	28,399	14,906	300,453
ADD:11					
FLOYD					
Highlands Regional Medical Center (Prestonsburg)	0	0	0	0	0
Prestonsburg Health Care Center	4,968	12,844	1,051	86	18,949
Riverview Health Care Center	7,773	29,169	2,229	822	39,993
FLOYD County Total:	12,741	42,013	3,280	908	58,942
JOHNSON					
Mountain Manor of Paintsville	5,311	30,693	4,952	2,573	43,529
JOHNSON County Total:	5,311	30,693	4,952	2,573	43,529
MAGOFFIN					
Salyersville Nursing and Rehabilitation Center	4,869	38,512	542	471	44,394
MAGOFFIN County Total:	4,869	38,512	542	471	44,394
MARTIN					
Martin County Health Care Facility	3,411	16,909	1,185	248	21,753
MARTIN County Total:	3,411	16,909	1,185	248	21,753
PIKE					
Good Shepherd Community Nursing Center	5,453	21,949	2,315	0	29,717
Mountain View Health Care Center	4,628	28,789	498	45	33,960
Parkview Nursing and Rehabilitation Center (Pikeville)	5,562	33,942	972	2,199	42,675
Signature Health Care of Pikeville	6,544	26,736	1,960	1,022	36,262
Williamson ARH Nursing Facility	2,908	6,225	17	34	9,184
PIKE County Total:	25,095	117,641	5,762	3,300	151,798
ADD: 11 Total	51,427	245,768	15,721	7,500	320,416

Table 8 - Payor Source- Nursing Facility Beds 2016

Number of Patient Days by Primary Payor Source

ADD / Facility	Medicare	Medicaid	Private	Other	Total
ADD:12					
BREATHITT					
Nim Henson Geriatric Center	2,997	20,568	353	1,238	25,156
BREATHITT County Total:	2,997	20,568	353	1,238	25,156
KNOTT					
Knott County Health and Rehabilitation Center	2,815	29,549	902	0	33,266
KNOTT County Total:	2,815	29,549	902	0	33,266
LEE					
Lee County Care and Rehabilitation Center	4,704	31,134	785	705	37,328
LEE County Total:	4,704	31,134	785	705	37,328
LESLIE					
Hyden Health and Rehabilitation Center	2,660	29,102	924	1,206	33,892
LESLIE County Total:	2,660	29,102	924	1,206	33,892
LETCHER					
Letcher Manor	6,429	35,407	885	1,298	44,019
LETCHER County Total:	6,429	35,407	885	1,298	44,019
OWSLEY					
Owsley County Health Care Center	4,013	24,385	187	797	29,382
OWSLEY County Total:	4,013	24,385	187	797	29,382
PERRY					
Hazard Health and Rehabilitation Center	7,607	58,283	1,979	2,653	70,522
Paul E Patton Eastern Ky Veterans Center	1,306	22,881	5,903	8,971	39,061
PERRY County Total:	8,913	81,164	7,882	11,624	109,583
WOLFE					
Wolfe County Health and Rehabilitation Center	3,289	28,956	2,431	1,233	35,909
WOLFE County Total:	3,289	28,956	2,431	1,233	35,909
ADD: 12 Total	35,820	280,265	14,349	18,101	348,535
ADD:13					
BELL					
Middlesboro Health Care Facility	4,748	25,091	3,433	408	33,680
Mountain View Nursing and Rehab Ctr	2,211	24,372	12	484	27,079
Pineville Community Hospital	5,910	2,514	256	251	8,931
BELL County Total:	12,869	51,977	3,701	1,143	69,690

Table 8 - Payor Source- Nursing Facility Beds 2016

Number of Patient Days by Primary Payor Source

ADD / Facility	Medicare	Medicaid	Private	Other	Total
CLAY					
Laurel Creek Health Care Center	4,667	26,421	980	866	32,934
CLAY County Total:	4,667	26,421	980	866	32,934
HARLAN					
Harlan Health and Rehabilitation Center	5,198	42,867	3,324	0	51,389
Tri-Cities Nursing and Rehabilitation Center	3,968	20,989	1,424	933	27,314
HARLAN County Total:	9,166	63,856	4,748	933	78,703
JACKSON					
Signature HealthCare at Jackson Manor	1,902	13,727	1,409	745	17,783
JACKSON County Total:	1,902	13,727	1,409	745	17,783
KNOX					
Barbourville Health and Rehabilitation Center	4,425	42,266	1,357	271	48,319
Christian Health Center - Corbin	5,731	24,466	3,274	146	33,617
KNOX County Total:	10,156	66,732	4,631	417	81,936
LAUREL					
Hillcrest Health and Rehabilitation Center	6,016	33,034	2,251	1,272	42,573
Laurel Heights Home for the Elderly	1,451	42,745	5,266	2,425	51,887
LAUREL County Total:	7,467	75,779	7,517	3,697	94,460
ROCKCASTLE					
Rockcastle Health and Rehabilitation Center	3,999	27,044	1,527	1,854	34,424
Rockcastle Regional Hospital and Respiratory Care	3,106	30,436	914	0	34,456
ROCKCASTLE County Total:	7,105	57,480	2,441	1,854	68,880
WHITLEY					
Corbin Health and Rehabilitation Center	5,579	28,195	1,159	426	35,359
The Heritage	5,392	19,261	5,095	24	29,772
Williamsburg Health and Rehabilitation Center	5,356	34,476	4,935	0	44,767
WHITLEY County Total:	16,327	81,932	11,189	450	109,898
ADD: 13 Total	69,659	437,904	36,616	10,105	554,284
ADD:14					
ADAIR					
Signature Healthcare At Summit Manor Rehab	4,329	26,198	4,294	685	35,506
ADAIR County Total:	4,329	26,198	4,294	685	35,506
CASEY					
Liberty Care and Rehabilitation Center	6,331	23,692	2,715	1,275	34,013
CASEY County Total:	6,331	23,692	2,715	1,275	34,013

Table 8 - Payor Source- Nursing Facility Beds 2016

Number of Patient Days by Primary Payor Source

ADD / Facility	Medicare	Medicaid	Private	Other	Total
CLINTON					
Clinton County Care and Rehabilitation Center	3,513	13,371	939	505	18,328
CLINTON County Total:	3,513	13,371	939	505	18,328
GREEN					
Green Hill Rehabilitation and Care	4,357	30,095	1,634	694	36,780
McDowell Skilled Nursing Facility	0	0	0	0	0
GREEN County Total:	4,357	30,095	1,634	694	36,780
MCCREARY					
Signature Healthcare of McCreary County Rehab	3,492	15,749	776	751	20,768
MCCREARY County Total:	3,492	15,749	776	751	20,768
PULASKI					
Cumberland Nursing and Rehabilitation Center	5,188	24,524	1,303	1,602	32,617
Lake Cumberland Regional Hospital	2,810	0	256	792	3,858
Somerset Nursing and Rehabilitation Facility	5,357	31,311	4,267	790	41,725
Somerwoods Nursing and Rehabilitation	4,123	33,627	3,899	7,032	48,681
PULASKI County Total:	17,478	89,462	9,725	10,216	126,881
RUSSELL					
Fair Oaks Health Systems	2,676	32,524	4,907	1,236	41,343
RUSSELL County Total:	2,676	32,524	4,907	1,236	41,343
TAYLOR					
Campbellsville Nursing and Rehabilitation	4,443	15,820	1,198	717	22,178
The Grandview Nursing and Rehabilitation Facility	4,861	19,823	2,878	235	27,797
TAYLOR County Total:	9,304	35,643	4,076	952	49,975
WAYNE					
Hicks' Golden Years Nursing Home	960	16,837	3,004	515	21,316
WAYNE County Total:	960	16,837	3,004	515	21,316
ADD: 14 Total	52,440	283,571	32,070	16,829	384,910
ADD:15					
ANDERSON					
Signature Healthcare at Heritage Hall Rehab	4,973	17,596	8,055	1,000	31,624
ANDERSON County Total:	4,973	17,596	8,055	1,000	31,624
BOURBON					
Bourbon Heights	277	21,395	741	1,876	24,289
BOURBON County Total:	277	21,395	741	1,876	24,289

Table 8 - Payor Source- Nursing Facility Beds 2016

Number of Patient Days by Primary Payor Source

ADD / Facility	Medicare	Medicaid	Private	Other	Total
BOYLE					
Charleston Health Care Center	3,271	22,107	4,950	1,502	31,830
Danville Center For Health	4,673	25,649	3,295	2,265	35,882
Ephraim McDowell Regional Medical Center	2,186	0	590	145	2,921
BOYLE County Total:	10,130	47,756	8,835	3,912	70,633
CLARK					
Clark Regional Medical Center Transitional Care Unit	3,245	2,529	367	1,488	7,629
Fountain Circle Care and Rehab Ctr	5,015	39,065	4,265	1,649	49,994
CLARK County Total:	8,260	41,594	4,632	3,137	57,623
ESTILL					
Irvine Nursing and Rehabilitation	3,731	23,021	1,112	2,534	30,398
ESTILL County Total:	3,731	23,021	1,112	2,534	30,398
FAYETTE					
Bluegrass Care and Rehabilitation Center	2,957	29,408	1,958	4,068	38,391
Brookdale Richmond Place SNF	10,195	3,827	10,117	6,455	30,594
Cambridge Place	3,488	31,589	1,491	1,100	37,668
Cardinal Hill Rehab Unit	6,002	0	0	7,481	13,483
Eastern State Hosp Long Term Acquired Brain Injury	1,954	335	366	3,521	6,176
Lexington Country Place	6,484	7,800	16,001	1,680	31,965
Mayfair Manor	3,180	17,290	9,175	1,637	31,282
Northpoint Lexington Healthcare Center	6,751	34,709	4,839	5,650	51,949
Providence Homestead	6,006	31,496	4,496	3,620	45,618
Providence Pine Meadows	6,017	28,628	5,673	1,519	41,837
Rose Manor Health Care	36	10,851	1,302	0	12,189
Sayre Christian Village Nursing Home	1,583	27,731	9,591	1,573	40,478
Tanbark Health Care	6,262	0	1,843	2,605	10,710
The Willows at Hamburg	6,136	5,653	13,788	1,824	27,401
Willows at Citation	6,921	4,512	6,864	174	18,471
FAYETTE County Total:	73,972	233,829	87,504	42,907	438,212
FRANKLIN					
Bradford Square Rehabilitation and Nursing Center	4,500	26,042	1,815	2,369	34,726
Frankfort Care and Rehabilitation	4,470	21,601	4,816	1,875	32,762
FRANKLIN County Total:	8,970	47,643	6,631	4,244	67,488

Table 8 - Payor Source- Nursing Facility Beds 2016

Number of Patient Days by Primary Payor Source

ADD / Facility	Medicare	Medicaid	Private	Other	Total
GARRARD					
Christian Care Center of Lancaster	3,773	23,361	5,259	1,897	34,290
GARRARD County Total:	3,773	23,361	5,259	1,897	34,290
HARRISON					
Cedar Ridge Health Campus	4,687	6,956	5,118	0	16,761
Edgemont Healthcare	606	19,989	265	1,143	22,003
Grand Haven Nursing Home	1,598	15,286	1,608	619	19,111
HARRISON County Total:	6,891	42,231	6,991	1,762	57,875
JESSAMINE					
Diversicare of Nicholasville	2,882	15,908	1,411	1,185	21,386
Thomson Hood Veterans Center	2,236	30,557	31,447	19,465	83,705
JESSAMINE County Total:	5,118	46,465	32,858	20,650	105,091
LINCOLN					
Stanford Care and Rehab	4,517	32,497	3,314	856	41,184
LINCOLN County Total:	4,517	32,497	3,314	856	41,184
MADISON					
Berea Health Care Center	2,750	20,689	3,433	982	27,854
Kenwood Health and Rehabilitation Center	3,776	21,550	3,304	3,403	32,033
Madison Health and Rehabilitation Center	3,971	23,881	1,125	1,185	30,162
The Terrace Nursing and Rehabilitation Facility	3,683	24,419	6,749	990	35,841
MADISON County Total:	14,180	90,539	14,611	6,560	125,890
MERCER					
Harrodsburg Health & Rehab Ctr	4,342	26,203	3,147	3,881	37,573
The Willows at Harrodsburg	372	7,259	4,059	0	11,690
MERCER County Total:	4,714	33,462	7,206	3,881	49,263
NICHOLAS					
Johnson Mathers Nursing Home	3,828	25,169	3,371	457	32,825
NICHOLAS County Total:	3,828	25,169	3,371	457	32,825
POWELL					
Stanton Nursing and Rehabilitation Center	1,571	21,129	127	2,398	25,225
POWELL County Total:	1,571	21,129	127	2,398	25,225
SCOTT					
Dover Manor	2,627	22,007	4,608	858	30,100

Table 8 - Payor Source- Nursing Facility Beds 2016

Number of Patient Days by Primary Payor Source

ADD / Facility	Medicare	Medicaid	Private	Other	Total
Signature Healthcare of Georgetown	3,824	12,628	847	3,591	20,890
SCOTT County Total:	6,451	34,635	5,455	4,449	50,990
ADD: 15 Total	161,356	782,322	196,702	102,520	1,242,900
Statewide Total	1,150,138	5,684,970	1,067,541	419,816	8,322,465

Table 9 - Payor Source- Personal Care Beds 2016

Number of Patient Days by Primary Payor Source

ADD / Facility	Private	Other	Total
ADD:1			
CALLOWAY			
Fern Terrace of Murray	12,444	15,006	27,450
Gardens At Hickory Woods	6,548	0	6,548
CALLOWAY County Total:	18,992	15,006	33,998
CARLISLE			
Countryside Center	1,124	1,595	2,719
CARLISLE County Total:	1,124	1,595	2,719
GRAVES			
Autumn Ridge Personal Care	7,686	0	7,686
Fern Terrace of Mayfield	0	3,712	3,712
GRAVES County Total:	7,686	3,712	11,398
HICKMAN			
Clinton Hickman County Nursing Facility	720	806	1,526
Clinton Place	732	1,098	1,830
HICKMAN County Total:	1,452	1,904	3,356
MCCRACKEN			
Gaither Suites at West Park	8,380	0	8,380
MCCRACKEN County Total:	8,380	0	8,380
ADD: 1 Total	37,634	22,217	59,851
ADD:2			
CALDWELL			
Highland Homes, Inc.	0	31,075	31,075
CALDWELL County Total:	0	31,075	31,075
CHRISTIAN			
Christian County Manor	20,405	0	20,405
Christian Health Center, Hopkinsville	715	0	715
Pennyryle Home	2,562	26,977	29,539
CHRISTIAN County Total:	23,682	26,977	50,659
CRITTENDEN			
Crittenden County Health and Rehabilitation Center	0	0	0
CRITTENDEN County Total:	0	0	0
HOPKINS			
The Homestead	1,394	19,426	20,820

Table 9 - Payor Source- Personal Care Beds 2016

Number of Patient Days by Primary Payor Source

ADD / Facility	Private	Other	Total
The Oaks PCH/Madisonville	1,095	15,330	16,425
HOPKINS County Total:	2,489	34,756	37,245
LYON			
River's Bend Retirement Community	697	1,944	2,641
LYON County Total:	697	1,944	2,641
MUHLENBERG			
Diversicare of Greenville	1,653	2,288	3,941
Sparks Nursing Center	6,366	16,738	23,104
MUHLENBERG County Total:	8,019	19,026	27,045
TODD			
Hearthstone Place	1,267	2,429	3,696
TODD County Total:	1,267	2,429	3,696
TRIGG			
Trigg County Manor	9,532	14,558	24,090
TRIGG County Total:	9,532	14,558	24,090
ADD: 2 Total	45,686	130,765	176,451
ADD:3			
DAVIESS			
Bishop Soenneker Home	4,644	14,925	19,569
Carmel Home	26,913	933	27,846
Davco Rest Home	0	33,069	33,069
Fern Terrace of Owensboro	0	20,578	20,578
Owensboro Center	1,721	2,049	3,770
DAVIESS County Total:	33,278	71,554	104,832
HANCOCK			
The Oaks PCH/Lewisport	1,306	15,865	17,171
HANCOCK County Total:	1,306	15,865	17,171
HENDERSON			
Henderson Manor	1,095	14,600	15,695
HENDERSON County Total:	1,095	14,600	15,695
MCLEAN			
Sunny Acres	1,460	7,263	8,723
MCLEAN County Total:	1,460	7,263	8,723

Table 9 - Payor Source- Personal Care Beds 2016

Number of Patient Days by Primary Payor Source

ADD / Facility	Private	Other	Total
OHIO			
Beaver Dam Nursing and Rehab Center	3,981	2,515	6,496
OHIO County Total:	3,981	2,515	6,496
UNION			
Breckinridge Place	476	0	476
UNION County Total:	476	0	476
ADD: 3 Total	41,596	111,797	153,393
ADD:4			
ALLEN			
Cornerstone Manor	0	11,779	11,779
Scottsville Manor	5,672	5,272	10,944
ALLEN County Total:	5,672	17,051	22,723
BARREN			
NHC HealthCare, Glasgow	0	2,745	2,745
BARREN County Total:	0	2,745	2,745
EDMONSON			
Edmonson Center	330	3,328	3,658
EDMONSON County Total:	330	3,328	3,658
HART			
Hart County Manor	0	17,216	17,216
HART County Total:	0	17,216	17,216
METCALFE			
Harper's Home for the Aged	730	7,688	8,418
Metcalf Health Care Center	107	4,381	4,488
METCALFE County Total:	837	12,069	12,906
MONROE			
Signature HealthCare of Monroe County Rehab	0	0	0
MONROE County Total:	0	0	0
SIMPSON			
Lewis Memorial Methodist Home	4,528	1,464	5,992
SIMPSON County Total:	4,528	1,464	5,992
WARREN			
Christian Health Center, Bowling Green	16,836	0	16,836

Table 9 - Payor Source- Personal Care Beds 2016

Number of Patient Days by Primary Payor Source

ADD / Facility	Private	Other	Total
Fern Terrace of Bowling Green	0	40,065	40,065
WARREN County Total:	16,836	40,065	56,901
ADD: 4 Total	28,203	93,938	122,141
ADD:5			
GRAYSON			
Grayson Manor	3,419	5,909	9,328
GRAYSON County Total:	3,419	5,909	9,328
HARDIN			
Signature Healthcare at North Hardin Rehab	380	366	746
HARDIN County Total:	380	366	746
MARION			
Loretto Motherhouse Infirmary	1,686	6,173	7,859
The Village of Lebanon II	1,569	0	1,569
MARION County Total:	3,255	6,173	9,428
MEADE			
Brandenburg Nursing and Rehabilitation	0	0	0
MEADE County Total:	0	0	0
NELSON			
Signature Healthcare At Colonial Rehab	0	204	204
Windsor Gardens CCRC	6,194	0	6,194
NELSON County Total:	6,194	204	6,398
WASHINGTON			
Sansbury Care Center	3,171	0	3,171
WASHINGTON County Total:	3,171	0	3,171
ADD: 5 Total	16,419	12,652	29,071
ADD:6			
BULLITT			
Colonial House of Shepherdsville	1,460	18,615	20,075
BULLITT County Total:	1,460	18,615	20,075
JEFFERSON			
Barton House of Louisville #1	6,500	0	6,500
Belmont Village	43,800	0	43,800
Brookdale Blankenbaker	23,733	0	23,733
Brookdale Stonestreet	6,579	0	6,579
Eastern Star Home in KY	4,114	0	4,114

Table 9 - Payor Source- Personal Care Beds 2016

Number of Patient Days by Primary Payor Source

ADD / Facility	Private	Other	Total
Episcopal Church Home	24,597	0	24,597
Forest Springs Health Campus	8,922	0	8,922
Heartsong Memory Care	8,783	0	8,783
Little Sisters of the Poor - St. Joseph's Home	531	4,773	5,304
Louisville Protestant Altenheim	6,148	0	6,148
Masonic Home of Louisville	26,187	3,891	30,078
Morning Pointe Of Louisville At South Hurstbourne	16,836	0	16,836
Nazareth Home	15,679	791	16,470
Park Louisville	9,161	0	9,161
Parr's at Springhurst	26,465	3,446	29,911
Rose Anna Hughes Home/Westminster	16,754	0	16,754
Sacred Heart Home of Louisville	3,254	2,806	6,060
Sunrise of Louisville	30,378	0	30,378
Symphony at Oaklawn	29,863	0	29,863
The Forum at Brookside	8,076	0	8,076
Treyton Oaks Towers	11,549	0	11,549
Wesley Manor	9,423	0	9,423
Westport Place Health Campus	7,888	0	7,888
JEFFERSON County Total:	345,220	15,707	360,927
SHELBY			
Colonial Hall Manor	9,893	8,877	18,770
Masonic Home of Shelbyville	5,002	3,625	8,627
SHELBY County Total:	14,895	12,502	27,397
ADD: 6 Total	361,575	46,824	408,399
ADD:7			
BOONE			
Colonial Gardens	25,188	0	25,188
BOONE County Total:	25,188	0	25,188
CAMPBELL			
Baptist Convalescent Center	6,288	1,758	8,046
Carmel Manor	6,682	3,302	9,984
CAMPBELL County Total:	12,970	5,060	18,030
CARROLL			
Carrollton Manor	3,157	8,103	11,260

Table 9 - Payor Source- Personal Care Beds 2016

Number of Patient Days by Primary Payor Source

ADD / Facility	Private	Other	Total
Valley Haven Rest Home	912	11,498	12,410
CARROLL County Total:	4,069	19,601	23,670
GRANT			
Jonesville Rest Home	6,708	2,174	8,882
GRANT County Total:	6,708	2,174	8,882
KENTON			
Brookdale Edgewood	28,914	0	28,914
Covington Ladies Home	1,524	7,386	8,910
Ivy Knoll	7,581	5,915	13,496
Madonna Manor	8,418	0	8,418
Regency Manor	20,868	0	20,868
Regency Manor North	0	10,802	10,802
St Charles Care Center	9,918	0	9,918
KENTON County Total:	77,223	24,103	101,326
PENDLETON			
Falmouth Nursing Home	3,294	4,758	8,052
The Front Gate	0	6,954	6,954
PENDLETON County Total:	3,294	11,712	15,006
ADD: 7 Total	129,452	62,650	192,102
ADD:9			
BATH			
Hilltop Manor	1,681	7,739	9,420
BATH County Total:	1,681	7,739	9,420
MENIFEE			
Edgewood Estates	622	910	1,532
MENIFEE County Total:	622	910	1,532
MORGAN			
West Liberty Nursing and Rehabilitation Center	732	0	732
MORGAN County Total:	732	0	732
ADD: 9 Total	3,035	8,649	11,684
ADD:10			
BOYD			
Artrips Personal Care Home	2,364	4,590	6,954
Hamilton's Personal Care Home	1,010	5,925	6,935

Table 9 - Payor Source- Personal Care Beds 2016

Number of Patient Days by Primary Payor Source

ADD / Facility	Private	Other	Total
King's Daughters And Sons Home	13,145	0	13,145
BOYD County Total:	16,519	10,515	27,034
GREENUP			
Frasure's Personal Care Home	12,764	8,510	21,274
Morning Pointe Of Russell	22,144	0	22,144
Oakmont Manor	2,658	3,282	5,940
Russell Convalescent Home	366	9,119	9,485
Trinity Station Retirement Community	10,242	0	10,242
GREENUP County Total:	48,174	20,911	69,085
LAWRENCE			
The Jordan Center	0	1,077	1,077
LAWRENCE County Total:	0	1,077	1,077
ADD: 10 Total	64,693	32,503	97,196
ADD:11			
JOHNSON			
Venture Home of Paintsville	366	20,130	20,496
JOHNSON County Total:	366	20,130	20,496
MAGOFFIN			
Salyersville Nursing and Rehabilitation Center	0	0	0
MAGOFFIN County Total:	0	0	0
MARTIN			
Martin County Health Care Facility	570	438	1,008
MARTIN County Total:	570	438	1,008
PIKE			
Good Shepherd Community Nursing Center	722	0	722
PIKE County Total:	722	0	722
ADD: 11 Total	1,658	20,568	22,226
ADD:12			
KNOTT			
Caney Creek Rehabilitation Complex	1,464	8,654	10,118
Golden Years Rest Home	19,565	10,000	29,565
KNOTT County Total:	21,029	18,654	39,683

Table 9 - Payor Source- Personal Care Beds 2016

Number of Patient Days by Primary Payor Source

ADD / Facility	Private	Other	Total
OWSLEY			
Owsley County Health Care Center	0	732	732
OWSLEY County Total:	0	732	732
ADD: 12 Total	21,029	19,386	40,415
ADD:13			
BELL			
Generations Center of Middlesboro	732	20,129	20,861
BELL County Total:	732	20,129	20,861
HARLAN			
The Laurels	13,350	10,440	23,790
HARLAN County Total:	13,350	10,440	23,790
JACKSON			
Signature HealthCare at Jackson Manor	0	450	450
JACKSON County Total:	0	450	450
KNOX			
Christian Health Center - Corbin	367	0	367
KNOX County Total:	367	0	367
ADD: 13 Total	14,449	31,019	45,468
ADD:14			
MCCREARY			
Cumberland Manor Rest Home	0	16,810	16,810
MCCREARY County Total:	0	16,810	16,810
PULASKI			
Crestview Personal Care	10,450	0	10,450
Somerview Personal Care Home	16,643	0	16,643
PULASKI County Total:	27,093	0	27,093
WAYNE			
Dishman Personal Care Home	0	13,122	13,122
Hicks' Golden Years Nursing Home	0	366	366
WAYNE County Total:	0	13,488	13,488
ADD: 14 Total	27,093	30,298	57,391
ADD:15			
ANDERSON			
Signature Healthcare at Heritage Hall Rehab	3,221	0	3,221

Table 9 - Payor Source- Personal Care Beds 2016

Number of Patient Days by Primary Payor Source

ADD / Facility	Private	Other	Total
Sunset Hill Personal Care Home	896	2,701	3,597
ANDERSON County Total:	4,117	2,701	6,818
BOURBON			
Bourbon Heights	511	2,481	2,992
BOURBON County Total:	511	2,481	2,992
BOYLE			
McDowell Place of Danville	4,074	0	4,074
BOYLE County Total:	4,074	0	4,074
ESTILL			
Irvine Nursing and Rehabilitation	0	732	732
ESTILL County Total:	0	732	732
FAYETTE			
Brookdale Richmond Place	25,051	0	25,051
Central Ky Recovery Center Unit 1	4,734	0	4,734
Central KY Recovery Center Unit 2	5,037	0	5,037
Central Ky Recovery Center Unit 3	360	0	360
Lantern at Morning Pointe Alz and Memory Care	14,640	0	14,640
Lexington Country Place	8,018	0	8,018
Mayfair Village Retirement Center	5,459	0	5,459
Morning Pointe of Lexington	24,522	0	24,522
Morning Pointe of Lexington East	24,888	0	24,888
Tanbark Health Care	16,511	0	16,511
The Breckinridge	8,500	0	8,500
The Legacy At The Willows	8,387	0	8,387
The Villa at Chevy Chase	0	0	0
The Willows at Hamburg	7,040	0	7,040
Willows at Citation	10,383	0	10,383
FAYETTE County Total:	163,530	0	163,530
FRANKLIN			
Morning Pointe of Frankfort	15,738	0	15,738
The Lantern at Morning Pointe of Frankfort	9,882	0	9,882
FRANKLIN County Total:	25,620	0	25,620
HARRISON			
Cedar Ridge Health Campus	7,913	0	7,913
Parkside Manor	18,189	0	18,189

Table 9 - Payor Source- Personal Care Beds 2016

Number of Patient Days by Primary Payor Source

ADD / Facility	Private	Other	Total
Shady Lawn Home	26,256	0	26,256
HARRISON County Total:	52,358	0	52,358
JESSAMINE			
Bridgepointe At Ashgrove Woods	24,888	0	24,888
Rose Terrace Lodge	5,165	8,747	13,912
Wesley Village	8,260	0	8,260
JESSAMINE County Total:	38,313	8,747	47,060
LINCOLN			
Waynesburg Manor	0	9,887	9,887
LINCOLN County Total:	0	9,887	9,887
MADISON			
Morning Pointe of Richmond	15,372	0	15,372
Telford Terrace	3,318	0	3,318
MADISON County Total:	18,690	0	18,690
POWELL			
Stanton Nursing and Rehabilitation Center	0	0	0
POWELL County Total:	0	0	0
SCOTT			
Dover Manor	834	0	834
SCOTT County Total:	834	0	834
WOODFORD			
Taylor Manor Nursing Home	6,370	0	6,370
WOODFORD County Total:	6,370	0	6,370
ADD: 15 Total	314,417	24,548	338,965
Statewide Total	1,106,939	647,814	1,754,753

Table 10 - Payor Source- Nursing Home (CCRC) Beds 2016

Number of Patient Days by Primary Payor Source

ADD / Facility	Medicare	Medicaid	Private	Other	Total
ADD:2					
CHRISTIAN					
Christian Health Center, Hopkinsville	0	0	656	0	656
CHRISTIAN County Total:	0	0	656	0	656
LYON					
River's Bend Retirement Community	0	0	366	0	366
LYON County Total:	0	0	366	0	366
ADD: 2 Total	0	0	1,022	0	1,022
ADD:3					
UNION					
Breckinridge Place	156	0	2,028	0	2,184
UNION County Total:	156	0	2,028	0	2,184
ADD: 3 Total	156	0	2,028	0	2,184
ADD:4					
WARREN					
Christian Health Center, Bowling Green	95	0	2,112	113	2,320
WARREN County Total:	95	0	2,112	113	2,320
ADD: 4 Total	95	0	2,112	113	2,320
ADD:5					
MARION					
The Village of Lebanon II	89	0	1,506	18	1,613
MARION County Total:	89	0	1,506	18	1,613
NELSON					
Windsor Gardens CCRC	0	0	1,932	0	1,932
NELSON County Total:	0	0	1,932	0	1,932
ADD: 5 Total	89	0	3,438	18	3,545
ADD:6					
JEFFERSON					
Christian Health Center of Louisville	28	0	6	15	49
Episcopal Church Home	0	0	2,342	0	2,342
Louisville Protestant Altenheim	0	0	2,002	0	2,002
Sacred Heart Home of Louisville	24	0	438	0	462
The Forum at Brookside	0	0	6,357	0	6,357
JEFFERSON County Total:	52	0	11,145	15	11,212
ADD: 6 Total	52	0	11,145	15	11,212

Table 10 - Payor Source- Nursing Home (CCRC) Beds 2016

Number of Patient Days by Primary Payor Source

ADD / Facility	Medicare	Medicaid	Private	Other	Total
ADD:7					
KENTON					
Madonna Manor	0	0	338	0	338
KENTON County Total:	0	0	338	0	338
ADD: 7 Total	0	0	338	0	338
ADD:10					
GREENUP					
Trinity Station Retirement Community	0	0	5,692	0	5,692
GREENUP County Total:	0	0	5,692	0	5,692
ADD: 10 Total	0	0	5,692	0	5,692
ADD:13					
KNOX					
Christian Health Center - Corbin	386	134	0	0	520
KNOX County Total:	386	134	0	0	520
LAUREL					
Laurel Heights Home for the Elderly	489	0	3,394	2,171	6,054
LAUREL County Total:	489	0	3,394	2,171	6,054
ADD: 13 Total	875	134	3,394	2,171	6,574
ADD:14					
PULASKI					
The Neighborhood Nursing Facility	0	0	4,353	0	4,353
PULASKI County Total:	0	0	4,353	0	4,353
ADD: 14 Total	0	0	4,353	0	4,353
ADD:15					
FAYETTE					
Sayre Christian Village Nursing Home	1,261	0	4,107	672	6,040
FAYETTE County Total:	1,261	0	4,107	672	6,040
HARRISON					
Cedar Ridge Health Campus	572	0	1,035	0	1,607
HARRISON County Total:	572	0	1,035	0	1,607
JESSAMINE					
Wesley Village	0	0	10,028	0	10,028
JESSAMINE County Total:	0	0	10,028	0	10,028
MADISON					
Telford Terrace	574	0	6,523	0	7,097

Table 10 - Payor Source- Nursing Home (CCRC) Beds 2016

Number of Patient Days by Primary Payor Source

ADD / Facility	Medicare	Medicaid	Private	Other	Total
MADISON County Total:	574	0	6,523	0	7,097
ADD: 15 Total	2,407	0	21,693	672	24,772
Statewide Total	3,674	134	55,215	2,989	62,012

Table 11 - Payor Source- Nursing Home (Non-CCRC) Beds 2016

Number of Patient Days by Primary Payor Source

ADD / Facility	Medicare	Medicaid	Private	Other	Total
ADD:3					
DAVISS					
Hermitage Care and Rehabilitation Center	3,884	0	3,617	185	7,686
DAVISS County Total:	3,884	0	3,617	185	7,686
WEBSTER					
Shemwell Nursing Home	0	0	7,247	0	7,247
WEBSTER County Total:	0	0	7,247	0	7,247
ADD: 3 Total	3,884	0	10,864	185	14,933
ADD:5					
MARION					
The Village of Lebanon II	2,573	0	4,602	650	7,825
MARION County Total:	2,573	0	4,602	650	7,825
ADD: 5 Total	2,573	0	4,602	650	7,825
ADD:15					
BOURBON					
Bourbon Heights	1,503	0	6,942	970	9,415
BOURBON County Total:	1,503	0	6,942	970	9,415
WOODFORD					
Taylor Manor Nursing Home	0	0	11,286	0	11,286
WOODFORD County Total:	0	0	11,286	0	11,286
ADD: 15 Total	1,503	0	18,228	970	20,701
Statewide Total	7,960	0	33,694	1,805	43,459

Table 12 - Payor Source- Intermediate Care Beds 2016

Number of Patient Days by Primary Payor Source

ADD / Facility	Medicare	Medicaid	Private	Other	Total
ADD:3					
WEBSTER					
Shemwell Nursing Home	0	0	732	0	732
WEBSTER County Total:	0	0	732	0	732
ADD: 3 Total	0	0	732	0	732
ADD:4					
WARREN					
Christian Health Center, Bowling Green	0	0	677	0	677
WARREN County Total:	0	0	677	0	677
ADD: 4 Total	0	0	677	0	677
ADD:6					
JEFFERSON					
Eastern Star Home in KY	0	0	5,938	0	5,938
Louisville Protestant Altenheim	0	0	4,612	0	4,612
The Forum at Brookside	0	0	650	0	650
JEFFERSON County Total:	0	0	11,200	0	11,200
ADD: 6 Total	0	0	11,200	0	11,200
ADD:15					
HARRISON					
Cedar Ridge Health Campus	0	0	703	0	703
HARRISON County Total:	0	0	703	0	703
JESSAMINE					
Wesley Village	0	0	366	0	366
JESSAMINE County Total:	0	0	366	0	366
MADISON					
Telford Terrace	0	0	366	0	366
MADISON County Total:	0	0	366	0	366
WOODFORD					
Taylor Manor Nursing Home	0	0	5,553	0	5,553
WOODFORD County Total:	0	0	5,553	0	5,553
ADD: 15 Total	0	0	6,988	0	6,988
Statewide Total	0	0	19,597	0	19,597

Table 13 - Payor Source- Alzheimer Facility Beds 2016

Number of Patient Days by Primary Payor Source

ADD / Facility	Medicare	Medicaid	Private	Other	Total
ADD:3					
DAVIESS					
Wellington Parc of Owensboro	34	7,117	11,991	0	19,142
DAVIESS County Total:	34	7,117	11,991	0	19,142
ADD: 3 Total	34	7,117	11,991	0	19,142
ADD:4					
WARREN					
Magnolia Village Care	2,573	7,169	9,420	1,089	20,251
WARREN County Total:	2,573	7,169	9,420	1,089	20,251
ADD: 4 Total	2,573	7,169	9,420	1,089	20,251
Statewide Total	2,607	14,286	21,411	1,089	39,393

Table 14 - Payor Source- ICF/IID Beds 2016

Number of Patient Days by Primary Payor Source

ADD / Facility	Medicare	Medicaid	Private	Other	Total
ADD:2					
CHRISTIAN					
Outwood ICF/IID	0	12,993	0	0	12,993
CHRISTIAN County Total:	0	12,993	0	0	12,993
ADD: 2 Total	0	12,993	0	0	12,993
ADD:3					
DAVISS					
Wendell Foster's Campus for Developmental Disabilities	0	23,040	0	0	23,040
DAVISS County Total:	0	23,040	0	0	23,040
ADD: 3 Total	0	23,040	0	0	23,040
ADD:6					
BULLITT					
Meadows ICF/IID	0	2,875	0	0	2,875
BULLITT County Total:	0	2,875	0	0	2,875
HENRY					
Cedar Lake Lodge Park Place I	0	2,927	0	0	2,927
Cedar Lake Lodge Park Place II	0	2,927	0	0	2,927
HENRY County Total:	0	5,854	0	0	5,854
JEFFERSON					
Bingham Gardens	0	8,619	0	0	8,619
Del Maria ICF/IID	0	2,881	0	0	2,881
Hazelwood Center	0	29,283	0	0	29,283
JEFFERSON County Total:	0	40,783	0	0	40,783
OLDHAM					
Cedar Lake Lodge	0	25,560	0	0	25,560
Windsong ICF/IID	0	2,765	0	0	2,765
OLDHAM County Total:	0	28,325	0	0	28,325
ADD: 6 Total	0	77,837	0	0	77,837
ADD:14					
PULASKI					
Oakwood ICF/IID Unit 1	0	16,470	0	0	16,470
Oakwood ICF/IID Unit 2	0	13,908	0	0	13,908
Oakwood ICF/IID Unit 3	0	4,026	0	0	4,026

Table 14 - Payor Source- ICF/IID Beds 2016

Number of Patient Days by Primary Payor Source

ADD / Facility	Medicare	Medicaid	Private	Other	Total
Oakwood ICF/IID Unit 4	0	4,392	0	0	4,392
PULASKI County Total:	0	38,796	0	0	38,796
ADD: 14 Total	0	38,796	0	0	38,796
Statewide Total	0	152,666	0	0	152,666

*Kentucky Annual
Long-Term Care Services Report*



*Section III
Patient Age
Distribution*

Table 15 - Facility Resident Age Distribution- Nursing Facility Beds 2016

ADD / Facility	Under 65	65-74	75-84	Over 85	Unknown	Total
ADD:1						
BALLARD						
Life Care Center of LaCenter	3	13	18	25	0	59
BALLARD County Total:	3	13	18	25	0	59
CALLOWAY						
Spring Creek Health Care	12	20	34	72	0	138
CALLOWAY County Total:	12	20	34	72	0	138
CARLISLE						
Countryside Center	7	6	7	23	0	43
CARLISLE County Total:	7	6	7	23	0	43
FULTON						
Diversicare of Fulton	6	11	11	18	0	46
FULTON County Total:	6	11	11	18	0	46
GRAVES						
Green Acres Health Care	5	8	25	20	0	58
Heritage Manor Healthcare Center	15	16	13	18	0	62
Mills Health and Rehab Center	6	15	27	45	0	93
GRAVES County Total:	26	39	65	83	0	213
HICKMAN						
Clinton Hickman County Nursing Facility	1	2	15	24	0	42
Clinton Place	16	17	25	17	0	75
HICKMAN County Total:	17	19	40	41	0	117
MARSHALL						
Calvert City Convalescent Center	5	13	26	46	0	90
Lake Way Nursing and Rehabilitation Center	10	10	27	44	0	91
Oakview Nursing and Rehabilitation Center	7	13	20	20	0	60
MARSHALL County Total:	22	36	73	110	0	241
MCCRACKEN						
Baptist Health Paducah	2	4	6	2	0	14
Barkley Center	17	11	15	16	0	59
McCracken Nursing and Rehabilitation Center	15	20	15	11	0	61
Parkview Nursing and Rehabilitation Center (Paducah)	18	29	54	80	0	181
Superior Care Home	5	14	21	50	0	90
MCCRACKEN County Total:	57	78	111	159	0	405
ADD: 1 Total	150	222	359	531	0	1,262

Table 15 - Facility Resident Age Distribution- Nursing Facility Beds 2016

ADD / Facility	Under 65	65-74	75-84	Over 85	Unknown	Total
ADD:2						
CALDWELL						
Princeton Health and Rehab Center	7	17	14	22	0	60
CALDWELL County Total:	7	17	14	22	0	60
CHRISTIAN						
Bradford Heights Health & Rehab Center	13	12	28	21	0	74
Christian Health Center, Hopkinsville	6	10	22	67	0	105
Christian Heights Nursing and Rehabilitation Center	18	7	10	1	0	36
Covington Convalescent Center	4	8	23	33	0	68
Western State Nursing Facility	27	33	27	22	0	109
CHRISTIAN County Total:	68	70	110	144	0	392
CRITTENDEN						
Crittenden County Health and Rehabilitation Center	17	16	20	17	0	70
CRITTENDEN County Total:	17	16	20	17	0	70
HOPKINS						
Baptist Health Transitional Care	0	3	6	3	0	12
Brighton Cornerstone Health Care	5	18	18	12	0	53
Dawson Springs Health And Rehab Ctr	10	12	23	8	0	53
Hillside Center	17	17	11	8	0	53
Joseph Eddie Ballard Western Kentucky Veterans Cen	3	14	41	47	0	105
NHC HealthCare, Madisonville	6	11	25	43	0	85
Ridgewood Terrace Nursing Home	6	12	28	57	0	103
Tradewater Pointe	9	10	17	20	0	56
HOPKINS County Total:	56	97	169	198	0	520
LIVINGSTON						
Salem Springlake Health and Rehabilitation Center	6	9	16	22	0	53
LIVINGSTON County Total:	6	9	16	22	0	53
LYON						
Christian Care Center of Kuttawa	19	15	12	16	0	62
River's Bend Retirement Community	4	2	10	21	0	37
LYON County Total:	23	17	22	37	0	99
MUHLENBERG						
Diversicare of Greenville	1	6	14	35	0	56
Kindred Nursing and Rehabilitation-Maple	12	21	37	24	0	94
Owensboro Health Muhlenberg Community Hospital Long Term Care	2	6	12	17	0	37
MUHLENBERG County Total:	15	33	63	76	0	187

Table 15 - Facility Resident Age Distribution- Nursing Facility Beds 2016

ADD / Facility	Under 65	65-74	75-84	Over 85	Unknown	Total
TODD						
Hearthstone Place	9	6	16	22	0	53
TODD County Total:	9	6	16	22	0	53
TRIGG						
Shady Lawn Nursing and Rehabilitation Center	8	7	8	12	0	35
TRIGG County Total:	8	7	8	12	0	35
ADD: 2 Total	209	272	438	550	0	1,469
ADD:3						
DAVISS						
Carmel Home	0	1	10	22	0	33
Hermitage Care and Rehabilitation Center	4	8	13	22	0	47
Owensboro Center	20	24	31	45	0	120
Owensboro Health	6	4	11	5	0	26
Signature Healthcare at Hillcrest	8	15	30	68	0	121
Twin Rivers Nursing and Rehab Center	32	32	30	22	0	116
Wellington Parc of Owensboro	0	2	6	12	0	20
DAVISS County Total:	70	86	131	196	0	483
HANCOCK						
Heartland Villa Care and Rehabilitation Center Community	3	5	15	16	0	39
HANCOCK County Total:	3	5	15	16	0	39
HENDERSON						
Henderson Nursing and Rehabilitation Center	16	20	16	10	0	62
Redbanks	13	31	58	83	0	185
HENDERSON County Total:	29	51	74	93	0	247
MCLEAN						
Riverside Care & Rehab Ctr	4	15	15	32	0	66
MCLEAN County Total:	4	15	15	32	0	66
OHIO						
Beaver Dam Nursing and Rehab Center	4	9	21	22	0	56
Fordsville Nursing and Rehabilitation Center	16	19	19	9	0	63
Signature Healthcare of Hartford Rehab and Wellness	11	16	22	37	0	86
OHIO County Total:	31	44	62	68	0	205
UNION						
Breckinridge Place	2	0	2	12	0	16
Morganfield Nursing and Rehabilitation Center	9	8	18	14	0	49
UNION County Total:	11	8	20	26	0	65

Table 15 - Facility Resident Age Distribution- Nursing Facility Beds 2016

ADD / Facility	Under 65	65-74	75-84	Over 85	Unknown	Total
WEBSTER						
Redbanks Colonial Terrace	14	11	28	21	0	74
WEBSTER County Total:	14	11	28	21	0	74
ADD: 3 Total	162	220	345	452	0	1,179
ADD:4						
ALLEN						
Cal Turner Rehab and Specialty Care	24	14	29	39	0	106
ALLEN County Total:	24	14	29	39	0	106
BARREN						
Diversicare of Glasgow	3	12	26	50	0	91
Glasgow Health and Rehabilitation Center	9	12	17	22	0	60
Glasgow State Nursing Facility	15	27	21	8	0	71
Glenview Health Care Facility	13	7	14	15	0	49
NHC HealthCare, Glasgow	20	25	30	102	0	177
T J Samson Community Hospital Skilled Nursing Unit	0	2	4	4	0	10
BARREN County Total:	60	85	112	201	0	458
BUTLER						
Morgantown Care and Rehabilitation Center	13	19	40	36	0	108
BUTLER County Total:	13	19	40	36	0	108
EDMONSON						
Edmonson Center	8	14	20	30	0	72
EDMONSON County Total:	8	14	20	30	0	72
HART						
Signature Healthcare of Hart County	7	15	22	44	0	88
HART County Total:	7	15	22	44	0	88
LOGAN						
Auburn Health Care	8	8	19	21	0	56
Creekwood Place Nursing and Rehab Center	12	11	33	40	0	96
LOGAN County Total:	20	19	52	61	0	152
METCALFE						
Metcalfe Health Care Center	7	10	26	27	0	70
METCALFE County Total:	7	10	26	27	0	70
MONROE						
Signature HealthCare of Monroe County Rehab	12	16	26	42	0	96
MONROE County Total:	12	16	26	42	0	96

Table 15 - Facility Resident Age Distribution- Nursing Facility Beds 2016

ADD / Facility	Under 65	65-74	75-84	Over 85	Unknown	Total
SIMPSON						
Franklin-Simpson Nursing and Rehabilitation	22	18	24	16	0	80
SIMPSON County Total:	22	18	24	16	0	80
WARREN						
Bowling Green Nursing and Rehabilitation	20	12	20	8	0	60
Christian Health Center, Bowling Green	1	3	3	15	0	22
Colonial Center	3	4	11	30	0	48
Greenwood Nursing and Rehabilitation	13	25	42	34	0	114
Hopkins Center	3	13	10	22	0	48
Signature Healthcare Bowling Green	21	37	42	40	0	140
WARREN County Total:	61	94	128	149	0	432
ADD: 4 Total	234	304	479	645	0	1,662
ADD:5						
BRECKINRIDGE						
Breckinridge Memorial Nursing Facility	0	0	5	13	0	18
Hardinsburg Nursing and Rehabilitation	6	15	17	23	0	61
BRECKINRIDGE County Total:	6	15	22	36	0	79
GRAYSON						
Grayson Manor	6	10	29	25	0	70
Spring View Health and Rehab Center	7	10	26	16	0	59
GRAYSON County Total:	13	20	55	41	0	129
HARDIN						
Elizabethtown Nursing and Rehab	7	17	20	14	0	58
Helmwood Healthcare Center	2	1	11	43	0	57
Kensington Center	9	7	17	40	0	73
Nursing Facility of Hardin Memorial Hospital	1	0	8	1	0	10
Signature Healthcare at North Hardin Rehab	18	14	49	39	0	120
Signature Healthcare of Elizabethtown	18	17	17	28	0	80
HARDIN County Total:	55	56	122	165	0	398
LARUE						
Sunrise Manor Nursing Home	10	12	45	61	0	128
LARUE County Total:	10	12	45	61	0	128
MARION						
Cedars Of Lebanon Nursing Center	14	12	19	22	0	67
Loretto Motherhouse Infirmary	1	6	15	32	0	54
Village of Lebanon II	1	2	4	9	0	16
MARION County Total:	16	20	38	63	0	137

Table 15 - Facility Resident Age Distribution- Nursing Facility Beds 2016

ADD / Facility	Under 65	65-74	75-84	Over 85	Unknown	Total
MEADE						
Brandenburg Nursing and Rehabilitation	10	10	17	14	0	51
MEADE County Total:	10	10	17	14	0	51
NELSON						
Flaget Memorial Hospital NF	0	4	2	1	0	7
Life Care Center of Bardstown	18	17	33	31	0	99
Signature Healthcare At Colonial Rehab	13	8	23	19	0	63
NELSON County Total:	31	29	58	51	0	169
WASHINGTON						
Sansbury Care Center	0	2	9	35	0	46
Springfield Nursing and Rehabilitation Center	11	12	23	14	0	60
WASHINGTON County Total:	11	14	32	49	0	106
ADD: 5 Total	152	176	389	480	0	1,197
ADD:6						
BULLITT						
Green Meadows Healthcare Center 1	4	20	26	52	0	102
BULLITT County Total:	4	20	26	52	0	102
HENRY						
Providence New Castle	3	15	12	24	0	54
HENRY County Total:	3	15	12	24	0	54
JEFFERSON						
Brownsboro Hills Nursing Home	21	25	17	18	0	81
Christian Health Center of Louisville	16	25	24	11	0	76
Christian Health Center West	15	19	24	26	0	84
Clifton Oaks Care Center	49	18	20	5	0	92
Diversicare of Seneca Place	5	8	13	53	0	79
Episcopal Church Home	2	5	29	45	0	81
Essex Nursing and Rehabilitation Center	13	16	38	48	0	115
Forest Springs Health Campus	0	8	17	22	0	47
Franciscan Health Care Center	3	12	18	44	0	77
Georgetown Manor	15	17	28	41	0	101
Glen Ridge Health Campus	0	14	22	29	0	65
Highlands Nursing and Rehabilitation Center (Louisville)	36	39	30	21	3	129
Hillcreek Rehabilitation and Care	14	42	40	44	0	140
Home of the Innocents	76	0	0	0	0	76
Jefferson Manor Health and Rehab	6	7	22	49	0	84
Kindred Hospital - Louisville	27	13	4	2	0	46

Table 15 - Facility Resident Age Distribution- Nursing Facility Beds 2016

ADD / Facility	Under 65	65-74	75-84	Over 85	Unknown	Total
Klondike Center	12	15	17	13	0	57
Little Sisters of the Poor - St. Joseph's Home	0	1	8	26	0	35
Louisville East Post Acute	52	23	28	41	0	144
Masonic Home of Louisville	15	25	30	60	0	130
Nazareth Home	5	15	25	71	0	116
Oaklawn Nursing and Rehab	6	23	37	42	0	108
Park Terrace Health Campus	4	9	19	37	0	69
Parkway Medical Center	40	59	64	66	0	229
Regency Rehabilitation and Nursing Center	36	17	23	24	0	100
Regis Woods Care and Rehabilitation Center	44	47	37	30	0	158
Rivers Edge Nursing and Rehabilitation Center	25	17	30	15	0	87
Rockford Health and Rehabilitation Center	20	27	21	31	0	99
Sacred Heart Home of Louisville	2	9	26	46	0	83
Signature Health Care of East Louisville	20	28	33	31	0	112
Signature Health Care of South Louisville	16	20	22	21	0	79
Signature Healthcare at Jefferson Place Rehab	2	14	21	41	0	78
Signature Healthcare at St's Mary & Elizabeth Hosp	2	5	4	4	0	15
Signature Healthcare of Cherokee Park	9	15	20	25	0	69
Springhurst Health and Rehab	6	9	21	33	0	69
St Matthews Care Center	15	30	55	20	0	120
Summerfield Health and Rehabilitation Center	21	21	31	56	0	129
The Forum at Brookside	1	1	6	23	0	31
The Good Samaritan Society-Jeffersontown	2	6	23	48	0	79
Treyton Oaks Towers	1	6	3	38	0	48
Wesley Manor	3	1	23	35	0	62
Westminster Terrace	8	9	23	52	0	92
Westport Care Center	24	36	34	41	0	135
Westport Place Health Campus	3	3	16	29	0	51
JEFFERSON County Total:	692	759	1,046	1,457	3	3,957
OLDHAM						
Baptist Health La Grange	0	1	3	8	0	12
Friendship Manor Nursing Home	9	13	31	68	0	121
Providence Richwood	13	17	37	35	0	102
OLDHAM County Total:	22	31	71	111	0	235

Table 15 - Facility Resident Age Distribution- Nursing Facility Beds 2016

ADD / Facility	Under 65	65-74	75-84	Over 85	Unknown	Total
SHELBY						
Crestview Center	6	8	21	23	0	58
Masonic Home of Shelbyville	5	13	29	54	0	101
SHELBY County Total:	11	21	50	77	0	159
SPENCER						
Signature Health Care of Spencer County	13	14	41	27	0	95
SPENCER County Total:	13	14	41	27	0	95
TRIMBLE						
Signature Health Care of Trimble County	17	10	12	16	0	55
TRIMBLE County Total:	17	10	12	16	0	55
ADD: 6 Total	762	870	1,258	1,764	3	4,657
ADD:7						
BOONE						
Bridgepoint Care and Rehabilitation Center	64	34	21	12	0	131
Florence Park Care Center	5	26	40	49	0	120
St Elizabeth Florence SNF	1	6	3	4	0	14
BOONE County Total:	70	66	64	65	0	265
CAMPBELL						
Baptist Convalescent Center	14	26	43	82	0	165
Carmel Manor	0	0	16	48	0	64
Coldspring Transitional Care Center	10	57	30	20	0	117
Highlandspring of Ft Thomas	4	18	48	55	0	125
St. Elizabeth FT Thomas SNF	1	2	5	4	0	12
CAMPBELL County Total:	29	103	142	209	0	483
CARROLL						
Green Valley Health and Rehabilitation Center	11	9	18	26	0	64
CARROLL County Total:	11	9	18	26	0	64
GALLATIN						
Providence Gallatin	9	15	38	38	0	100
GALLATIN County Total:	9	15	38	38	0	100
GRANT						
Grant Center	19	21	22	30	0	92
GRANT County Total:	19	21	22	30	0	92
KENTON						
Madonna Manor	2	9	20	28	0	59
Providence Pavilion	24	14	16	21	0	75
Rosedale Green	7	23	55	99	0	184

Table 15 - Facility Resident Age Distribution- Nursing Facility Beds 2016

ADD / Facility	Under 65	65-74	75-84	Over 85	Unknown	Total
Village Care Center	2	9	25	55	0	91
Villaspring of Erlanger	7	31	38	54	0	130
Woodcrest Nursing and Rehabilitation Center	12	22	36	32	4	106
KENTON County Total:	54	108	190	289	4	645
OWEN						
Owenton Center	30	13	26	28	0	97
OWEN County Total:	30	13	26	28	0	97
PENDLETON						
River Valley Nursing Home	2	3	21	32	0	58
PENDLETON County Total:	2	3	21	32	0	58
ADD: 7 Total	224	338	521	717	4	1,804
ADD:8						
BRACKEN						
Bracken County Nursing and Rehabilitation Center	3	9	7	10	0	29
BRACKEN County Total:	3	9	7	10	0	29
FLEMING						
Pioneer Trace Nursing Home	7	12	28	34	0	81
FLEMING County Total:	7	12	28	34	0	81
LEWIS						
Vanceburg Rehabilitation and Care	22	24	20	21	0	87
LEWIS County Total:	22	24	20	21	0	87
MASON						
Maysville Nursing and Rehabilitation Facility	9	13	35	59	0	116
MASON County Total:	9	13	35	59	0	116
ROBERTSON						
Robertson County Health Care Facility	7	7	16	23	0	53
ROBERTSON County Total:	7	7	16	23	0	53
ADD: 8 Total	48	65	106	147	0	366
ADD:9						
BATH						
Ridgeway Nursing and Rehabilitation	10	19	23	37	0	89
BATH County Total:	10	19	23	37	0	89
MENIFEE						
Edgewood Estates	3	13	14	28	0	58
MENIFEE County Total:	3	13	14	28	0	58

Table 15 - Facility Resident Age Distribution- Nursing Facility Beds 2016

ADD / Facility	Under 65	65-74	75-84	Over 85	Unknown	Total
MONTGOMERY						
Windsor Care Center	6	17	49	56	0	128
MONTGOMERY County Total:	6	17	49	56	0	128
MORGAN						
West Liberty Nursing and Rehabilitation Center	6	7	11	19	0	43
MORGAN County Total:	6	7	11	19	0	43
ROWAN						
Life Care Center of Morehead	13	24	29	22	0	88
St. Claire Medical Center TCU	2	2	4	0	0	8
ROWAN County Total:	15	26	33	22	0	96
ADD: 9 Total	40	82	130	162	0	414
ADD:10						
BOYD						
Boyd Nursing and Rehabilitation Center	12	11	9	23	0	55
King's Daughters Medical Center	1	8	3	2	0	14
Kingsbrook Lifecare Center	12	25	45	49	0	131
Woodland Oaks Health Care Facility	3	12	39	56	0	110
BOYD County Total:	28	56	96	130	0	310
CARTER						
Carter Nursing and Rehabilitation Center	15	24	48	27	0	114
CARTER County Total:	15	24	48	27	0	114
ELLIOTT						
Elliott Nursing and Rehabilitation Center	4	12	25	28	0	69
ELLIOTT County Total:	4	12	25	28	0	69
GREENUP						
Oakmont Manor	4	11	23	39	0	77
South Shore Nursing and Rehabilitation Center	14	10	16	12	0	52
Wurtland Nursing and Rehabilitation Center	23	30	22	31	4	110
GREENUP County Total:	41	51	61	82	4	239
LAWRENCE						
The Jordan Center	28	17	25	19	0	89
LAWRENCE County Total:	28	17	25	19	0	89
ADD: 10 Total	116	160	255	286	4	821
ADD:11						
FLOYD						
Highlands Regional Medical Center (Prestonsburg)	0	0	0	0	0	0
Prestonsburg Health Care Center	5	12	17	18	0	52

Table 15 - Facility Resident Age Distribution- Nursing Facility Beds 2016

ADD / Facility	Under 65	65-74	75-84	Over 85	Unknown	Total
Riverview Health Care Center	12	32	35	29	0	108
FLOYD County Total:	17	44	52	47	0	160
JOHNSON						
Mountain Manor of Paintsville	13	20	29	54	0	116
JOHNSON County Total:	13	20	29	54	0	116
MAGOFFIN						
Salyersville Nursing and Rehabilitation Center	29	24	35	29	0	117
MAGOFFIN County Total:	29	24	35	29	0	117
MARTIN						
Martin County Health Care Facility	3	13	27	19	0	62
MARTIN County Total:	3	13	27	19	0	62
PIKE						
Good Shepherd Community Nursing Center	19	18	25	20	0	82
Mountain View Health Care Center	28	22	26	18	0	94
Parkview Nursing and Rehabilitation Center (Pikeville)	34	30	30	20	0	114
Signature Health Care of Pikeville	12	18	36	30	0	96
Williamson ARH Nursing Facility	7	2	14	4	0	27
PIKE County Total:	100	90	131	92	0	413
ADD: 11 Total	162	191	274	241	0	868
ADD:12						
BREATHITT						
Nim Henson Geriatric Center	14	15	13	26	0	68
BREATHITT County Total:	14	15	13	26	0	68
KNOTT						
Knott County Health and Rehabilitation Center	14	25	22	27	0	88
KNOTT County Total:	14	25	22	27	0	88
LEE						
Lee County Care and Rehabilitation Center	8	48	40	5	0	101
LEE County Total:	8	48	40	5	0	101
LESLIE						
Hyden Health and Rehabilitation Center	26	20	36	11	0	93
LESLIE County Total:	26	20	36	11	0	93
LETCHER						
Letcher Manor	30	31	36	33	0	130
LETCHER County Total:	30	31	36	33	0	130

Table 15 - Facility Resident Age Distribution- Nursing Facility Beds 2016

ADD / Facility	Under 65	65-74	75-84	Over 85	Unknown	Total
OWSLEY						
Owsley County Health Care Center	19	20	25	18	0	82
OWSLEY County Total:	19	20	25	18	0	82
PERRY						
Hazard Health and Rehabilitation Center	61	48	57	29	0	195
Paul E Patton Eastern Ky Veterans Center	8	37	33	34	0	112
PERRY County Total:	69	85	90	63	0	307
WOLFE						
Wolfe County Health and Rehabilitation Center	16	21	38	23	0	98
WOLFE County Total:	16	21	38	23	0	98
ADD: 12 Total	196	265	300	206	0	967
ADD:13						
BELL						
Middlesboro Health Care Facility	5	5	31	52	0	93
Mountain View Nursing and Rehab Ctr	13	23	24	7	0	67
Pineville Community Hospital	2	5	10	12	0	29
BELL County Total:	20	33	65	71	0	189
CLAY						
Laurel Creek Health Care Center	7	28	29	25	0	89
CLAY County Total:	7	28	29	25	0	89
HARLAN						
Harlan Health and Rehabilitation Center	34	31	38	39	0	142
Tri-Cities Nursing and Rehabilitation Center	16	13	30	15	0	74
HARLAN County Total:	50	44	68	54	0	216
JACKSON						
Signature HealthCare at Jackson Manor	10	9	19	10	0	48
JACKSON County Total:	10	9	19	10	0	48
KNOX						
Barbourville Health and Rehabilitation Center	25	29	46	31	0	131
Christian Health Center - Corbin	8	11	36	33	0	88
KNOX County Total:	33	40	82	64	0	219
LAUREL						
Hillcrest Health and Rehabilitation Center	22	35	40	23	0	120
Laurel Heights Home for the Elderly	8	18	46	68	0	140
LAUREL County Total:	30	53	86	91	0	260
ROCKCASTLE						
Rockcastle Health and Rehabilitation Center	15	14	33	33	0	95

Table 15 - Facility Resident Age Distribution- Nursing Facility Beds 2016

ADD / Facility	Under 65	65-74	75-84	Over 85	Unknown	Total
Rockcastle Regional Hospital and Respiratory Care	64	16	12	5	0	97
ROCKCASTLE County Total:	79	30	45	38	0	192
WHITLEY						
Corbin Health and Rehabilitation Center	24	33	18	22	0	97
The Heritage	7	12	30	32	0	81
Williamsburg Health and Rehabilitation Center	14	25	37	44	0	120
WHITLEY County Total:	45	70	85	98	0	298
ADD: 13 Total	274	307	479	451	0	1,511
ADD:14						
ADAIR						
Signature Healthcare At Summit Manor Rehab	9	17	29	40	0	95
ADAIR County Total:	9	17	29	40	0	95
CASEY						
Liberty Care and Rehabilitation Center	3	15	24	49	0	91
CASEY County Total:	3	15	24	49	0	91
CLINTON						
Clinton County Care and Rehabilitation Center	7	7	19	16	0	49
CLINTON County Total:	7	7	19	16	0	49
GREEN						
Green Hill Rehabilitation and Care	13	15	39	38	0	105
McDowell Skilled Nursing Facility	0	0	0	0	0	0
GREEN County Total:	13	15	39	38	0	105
MCCREARY						
Signature Healthcare of McCreary County Rehab	5	17	15	16	0	53
MCCREARY County Total:	5	17	15	16	0	53
PULASKI						
Cumberland Nursing and Rehabilitation Center	3	19	31	33	0	86
Lake Cumberland Regional Hospital	4	1	4	3	0	12
Somerset Nursing and Rehabilitation Facility	6	13	38	56	0	113
Somerwoods Nursing and Rehabilitation	16	14	37	58	0	125
PULASKI County Total:	29	47	110	150	0	336
RUSSELL						
Fair Oaks Health Systems	9	13	31	61	0	114
RUSSELL County Total:	9	13	31	61	0	114
TAYLOR						
Campbellsville Nursing and Rehabilitation	1	5	29	25	0	60

Table 15 - Facility Resident Age Distribution- Nursing Facility Beds 2016

ADD / Facility	Under 65	65-74	75-84	Over 85	Unknown	Total
The Grandview Nursing and Rehabilitation Facility	3	9	25	39	0	76
TAYLOR County Total:	4	14	54	64	0	136
WAYNE						
Hicks' Golden Years Nursing Home	7	9	22	19	0	57
WAYNE County Total:	7	9	22	19	0	57
ADD: 14 Total	86	154	343	453	0	1,036
ADD:15						
ANDERSON						
Signature Healthcare at Heritage Hall Rehab	5	9	26	42	0	82
ANDERSON County Total:	5	9	26	42	0	82
BOURBON						
Bourbon Heights	7	11	22	27	0	67
BOURBON County Total:	7	11	22	27	0	67
BOYLE						
Charleston Health Care Center	3	8	22	50	0	83
Danville Center For Health	8	8	32	51	0	99
Ephraim McDowell Regional Medical Center	0	0	0	0	0	0
BOYLE County Total:	11	16	54	101	0	182
CLARK						
Clark Regional Medical Center Transitional Care Unit	1	2	8	6	0	17
Fountain Circle Care and Rehab Ctr	21	29	44	42	0	136
CLARK County Total:	22	31	52	48	0	153
ESTILL						
Irvine Nursing and Rehabilitation	7	20	25	33	0	85
ESTILL County Total:	7	20	25	33	0	85
FAYETTE						
Bluegrass Care and Rehabilitation Center	10	27	34	26	0	97
Brookdale Richmond Place SNF	3	9	19	29	0	60
Cambridge Place	22	25	34	25	0	106
Cardinal Hill Rehab Unit	10	11	6	5	0	32
Eastern State Hosp Long Term Acquired Brain Injury	10	3	3	0	0	16
Lexington Country Place	2	6	14	63	0	85
Mayfair Manor	13	7	23	44	0	87
Northpoint Lexington Healthcare Center	15	18	38	63	4	138
Providence Homestead	10	18	42	57	0	127
Providence Pine Meadows	14	15	35	50	0	114
Rose Manor Health Care	1	4	9	18	0	32

Table 15 - Facility Resident Age Distribution- Nursing Facility Beds 2016

ADD / Facility	Under 65	65-74	75-84	Over 85	Unknown	Total
Sayre Christian Village Nursing Home	1	15	27	73	0	116
Tanbark Health Care	2	4	10	17	0	33
The Willows at Hamburg	0	5	5	66	0	76
Willows at Citation	4	8	15	25	0	52
FAYETTE County Total:	117	175	314	561	4	1,171
FRANKLIN						
Bradford Square Rehabilitation and Nursing Center	18	20	29	26	0	93
Frankfort Care and Rehabilitation	9	17	27	33	0	86
FRANKLIN County Total:	27	37	56	59	0	179
GARRARD						
Christian Care Center of Lancaster	11	23	22	38	0	94
GARRARD County Total:	11	23	22	38	0	94
HARRISON						
Cedar Ridge Health Campus	4	2	14	22	0	42
Edgemont Healthcare	22	19	13	10	0	64
Grand Haven Nursing Home	10	12	13	15	0	50
HARRISON County Total:	36	33	40	47	0	156
JESSAMINE						
Diversicare of Nicholasville	5	13	17	22	0	57
Thomson Hood Veterans Center	11	36	55	99	0	201
JESSAMINE County Total:	16	49	72	121	0	258
LINCOLN						
Stanford Care and Rehab	11	23	32	42	0	108
LINCOLN County Total:	11	23	32	42	0	108
MADISON						
Berea Health Care Center	6	10	23	38	0	77
Kenwood Health and Rehabilitation Center	7	16	26	37	0	86
Madison Health and Rehabilitation Center	9	21	31	26	0	87
The Terrace Nursing and Rehabilitation Facility	2	9	33	56	0	100
MADISON County Total:	24	56	113	157	0	350
MERCER						
Harrodsburg Health & Rehab Ctr	12	21	37	37	0	107
The Willows at Harrodsburg	4	3	7	16	0	30
MERCER County Total:	16	24	44	53	0	137
NICHOLAS						
Johnson Mathers Nursing Home	9	12	29	38	0	88
NICHOLAS County Total:	9	12	29	38	0	88

Table 15 - Facility Resident Age Distribution- Nursing Facility Beds 2016

ADD / Facility	Under 65	65-74	75-84	Over 85	Unknown	Total
POWELL						
Stanton Nursing and Rehabilitation Center	19	15	16	18	0	68
POWELL County Total:	19	15	16	18	0	68
SCOTT						
Dover Manor	0	6	28	46	0	80
Signature Healthcare of Georgetown	7	9	18	20	0	54
SCOTT County Total:	7	15	46	66	0	134
ADD: 15 Total	345	549	963	1,451	4	3,312
Statewide Total	3,160	4,175	6,639	8,536	15	22,525

Table 16 - Facility Resident Age Distribution- Personal Care Beds 2016

ADD / Facility	Under 65	65-74	75-84	Over 85	Unknown	Total
ADD:1						
CALLOWAY						
Fern Terrace of Murray	9	24	21	21	0	75
Gardens At Hickory Woods	0	2	5	7	0	14
CALLOWAY County Total:	9	26	26	28	0	89
CARLISLE						
Countryside Center	4	0	2	2	0	8
CARLISLE County Total:	4	0	2	2	0	8
GRAVES						
Autumn Ridge Personal Care	18	2	1	0	0	21
Fern Terrace of Mayfield	108	10	3	0	0	121
GRAVES County Total:	126	12	4	0	0	142
HICKMAN						
Clinton Hickman County Nursing Facility	2	1	0	2	0	5
Clinton Place	1	0	1	3	0	5
HICKMAN County Total:	3	1	1	5	0	10
MCCRACKEN						
Gaither Suites at West Park	0	1	6	18	0	25
MCCRACKEN County Total:	0	1	6	18	0	25
ADD: 1 Total	142	40	39	53	0	274
ADD:2						
CALDWELL						
Highland Homes, Inc.	73	13	1	0	0	87
CALDWELL County Total:	73	13	1	0	0	87
CHRISTIAN						
Christian County Manor	41	2	0	0	0	43
Christian Health Center, Hopkinsville	0	0	0	2	0	2
Pennyrile Home	47	24	6	3	0	80
CHRISTIAN County Total:	88	26	6	5	0	125
CRITTENDEN						
Crittenden County Health and Rehabilitation Center	0	0	0	0	0	0
CRITTENDEN County Total:	0	0	0	0	0	0
HOPKINS						
The Homestead	46	4	2	1	0	53
The Oaks PCH/Madisonville	38	3	1	2	0	44
HOPKINS County Total:	84	7	3	3	0	97

Table 16 - Facility Resident Age Distribution- Personal Care Beds 2016

ADD / Facility	Under 65	65-74	75-84	Over 85	Unknown	Total
LYON						
River's Bend Retirement Community	1	3	1	3	0	8
LYON County Total:	1	3	1	3	0	8
MUHLENBERG						
Diversicare of Greenville	1	0	5	4	0	10
Sparks Nursing Center	22	16	16	6	0	60
MUHLENBERG County Total:	23	16	21	10	0	70
TODD						
Hearthstone Place	0	0	0	0	0	0
TODD County Total:	0	0	0	0	0	0
TRIGG						
Trigg County Manor	33	18	12	3	0	66
TRIGG County Total:	33	18	12	3	0	66
ADD: 2 Total	302	83	44	24	0	453
ADD:3						
DAVIESS						
Bishop Soenneker Home	21	12	11	11	0	55
Carmel Home	0	2	14	63	0	79
Davco Rest Home	63	21	2	1	0	87
Fern Terrace of Owensboro	29	13	6	4	0	52
Owensboro Center	2	3	0	3	0	8
DAVIESS County Total:	115	51	33	82	0	281
HANCOCK						
The Oaks PCH/Lewisport	38	8	0	0	0	46
HANCOCK County Total:	38	8	0	0	0	46
HENDERSON						
Henderson Manor	35	5	1	1	0	42
HENDERSON County Total:	35	5	1	1	0	42
MCLEAN						
Sunny Acres	15	10	1	0	0	26
MCLEAN County Total:	15	10	1	0	0	26
OHIO						
Beaver Dam Nursing and Rehab Center	2	3	7	8	0	20
OHIO County Total:	2	3	7	8	0	20

Table 16 - Facility Resident Age Distribution- Personal Care Beds 2016

ADD / Facility	Under 65	65-74	75-84	Over 85	Unknown	Total
UNION						
Breckinridge Place	0	0	0	1	0	1
UNION County Total:	0	0	0	1	0	1
ADD: 3 Total	205	77	42	92	0	416
ADD:4						
ALLEN						
Cornerstone Manor	29	3	1	0	0	33
Scottsville Manor	18	7	1	0	0	26
ALLEN County Total:	47	10	2	0	0	59
BARREN						
NHC HealthCare, Glasgow	2	1	0	5	0	8
BARREN County Total:	2	1	0	5	0	8
EDMONSON						
Edmonson Center	1	3	2	1	0	7
EDMONSON County Total:	1	3	2	1	0	7
HART						
Hart County Manor	30	14	2	0	0	46
HART County Total:	30	14	2	0	0	46
METCALFE						
Harper's Home for the Aged	14	7	2	0	0	23
Metcalfe Health Care Center	1	6	4	3	0	14
METCALFE County Total:	15	13	6	3	0	37
MONROE						
Signature HealthCare of Monroe County Rehab	0	0	0	0	0	0
MONROE County Total:	0	0	0	0	0	0
SIMPSON						
Lewis Memorial Methodist Home	3	6	4	7	0	20
SIMPSON County Total:	3	6	4	7	0	20
WARREN						
Christian Health Center, Bowling Green	1	7	16	20	0	44
Fern Terrace of Bowling Green	81	18	9	2	0	110
WARREN County Total:	82	25	25	22	0	154
ADD: 4 Total	180	72	41	38	0	331

Table 16 - Facility Resident Age Distribution- Personal Care Beds 2016

ADD / Facility	Under 65	65-74	75-84	Over 85	Unknown	Total
ADD:5						
GRAYSON						
Grayson Manor	2	3	8	8	0	21
GRAYSON County Total:	2	3	8	8	0	21
HARDIN						
Signature Healthcare at North Hardin Rehab	0	1	0	1	0	2
HARDIN County Total:	0	1	0	1	0	2
MARION						
Loretto Motherhouse Infirmary	0	1	6	15	0	22
The Village of Lebanon II	0	0	0	3	0	3
MARION County Total:	0	1	6	18	0	25
MEADE						
Brandenburg Nursing and Rehabilitation	0	0	0	0	0	0
MEADE County Total:	0	0	0	0	0	0
NELSON						
Signature Healthcare At Colonial Rehab	0	0	0	0	0	0
Windsor Gardens CCRC	0	0	0	0	16	16
NELSON County Total:	0	0	0	0	16	16
WASHINGTON						
Sansbury Care Center	0	0	1	8	0	9
WASHINGTON County Total:	0	0	1	8	0	9
ADD: 5 Total	2	5	15	35	16	73
ADD:6						
BULLITT						
Colonial House of Shepherdsville	47	4	3	0	0	54
BULLITT County Total:	47	4	3	0	0	54
JEFFERSON						
Barton House of Louisville #1	1	5	6	4	0	16
Belmont Village	3	4	33	80	0	120
Brookdale Blankenbaker	0	6	21	31	0	58
Brookdale Stonestreet	0	0	2	17	0	19
Eastern Star Home in KY	0	2	2	6	0	10
Episcopal Church Home	0	4	18	42	0	64
Forest Springs Health Campus	1	1	11	15	0	28
Heartsong Memory Care	1	3	11	10	0	25
Little Sisters of the Poor - St. Joseph's Home	0	0	5	8	0	13
Louisville Protestant Altenheim	1	2	6	7	0	16

Table 16 - Facility Resident Age Distribution- Personal Care Beds 2016

ADD / Facility	Under 65	65-74	75-84	Over 85	Unknown	Total
Masonic Home of Louisville	5	5	33	38	0	81
Morning Pointe Of Louisville At South Hurstbourne	0	1	13	32	0	46
Nazareth Home	0	0	16	34	0	50
Park Louisville	2	3	4	7	0	16
Parr's at Springhurst	0	3	13	68	0	84
Rose Anna Hughes Home/Westminster	1	3	9	34	0	47
Sacred Heart Home of Louisville	0	0	5	9	0	14
Sunrise of Louisville	0	6	27	50	0	83
Symphony at Oaklawn	0	4	21	60	0	85
The Forum at Brookside	1	2	3	15	0	21
Treyton Oaks Towers	1	1	1	25	0	28
Wesley Manor	1	3	10	11	0	25
Westport Place Health Campus	0	2	6	14	0	22
JEFFERSON County Total:	18	60	276	617	0	971
SHELBY						
Colonial Hall Manor	39	11	4	0	0	54
Masonic Home of Shelbyville	0	1	6	15	0	22
SHELBY County Total:	39	12	10	15	0	76
ADD: 6 Total	104	76	289	632	0	1,101
ADD:7						
BOONE						
Colonial Gardens	1	4	15	54	0	74
BOONE County Total:	1	4	15	54	0	74
CAMPBELL						
Baptist Convalescent Center	1	1	7	8	0	17
Carmel Manor	0	0	6	16	0	22
CAMPBELL County Total:	1	1	13	24	0	39
CARROLL						
Carrollton Manor	23	7	2	0	0	32
Valley Haven Rest Home	0	30	4	0	0	34
CARROLL County Total:	23	37	6	0	0	66
GRANT						
Jonesville Rest Home	21	3	1	0	0	25
GRANT County Total:	21	3	1	0	0	25
KENTON						
Brookdale Edgewood	0	11	20	45	0	76
Covington Ladies Home	1	3	10	9	0	23

Table 16 - Facility Resident Age Distribution- Personal Care Beds 2016

ADD / Facility	Under 65	65-74	75-84	Over 85	Unknown	Total
Ivy Knoll	6	10	8	13	0	37
Madonna Manor	0	0	6	17	0	23
Regency Manor	32	18	4	4	0	58
Regency Manor North	10	13	4	2	0	29
St Charles Care Center	0	0	3	24	0	27
KENTON County Total:	49	55	55	114	0	273
PENDLETON						
Falmouth Nursing Home	20	2	0	0	0	22
The Front Gate	11	8	0	0	0	19
PENDLETON County Total:	31	10	0	0	0	41
ADD: 7 Total	126	110	90	192	0	518
ADD:9						
BATH						
Hilltop Manor	11	11	6	2	0	30
BATH County Total:	11	11	6	2	0	30
MENIFEE						
Edgewood Estates	0	1	0	0	0	1
MENIFEE County Total:	0	1	0	0	0	1
MORGAN						
West Liberty Nursing and Rehabilitation Center	0	2	0	0	0	2
MORGAN County Total:	0	2	0	0	0	2
ADD: 9 Total	11	14	6	2	0	33
ADD:10						
BOYD						
Artrips Personal Care Home	8	6	1	1	3	19
Hamilton's Personal Care Home	14	3	1	0	0	18
King's Daughters And Sons Home	0	0	7	28	0	35
BOYD County Total:	22	9	9	29	3	72
GREENUP						
Frasure's Personal Care Home	36	12	8	0	0	56
Morning Pointe Of Russell	0	1	23	40	0	64
Oakmont Manor	1	4	1	0	0	6
Russell Convalescent Home	27	0	0	0	0	27
Trinity Station Retirement Community	0	3	6	19	0	28
GREENUP County Total:	64	20	38	59	0	181

Table 16 - Facility Resident Age Distribution- Personal Care Beds 2016

ADD / Facility	Under 65	65-74	75-84	Over 85	Unknown	Total
LAWRENCE						
The Jordan Center	1	1	0	0	0	2
LAWRENCE County Total:	1	1	0	0	0	2
ADD: 10 Total	87	30	47	88	3	255
ADD:11						
JOHNSON						
Venture Home of Paintsville	43	10	3	0	0	56
JOHNSON County Total:	43	10	3	0	0	56
MAGOFFIN						
Salyersville Nursing and Rehabilitation Center	0	0	0	0	0	0
MAGOFFIN County Total:	0	0	0	0	0	0
MARTIN						
Martin County Health Care Facility	2	1	0	0	0	3
MARTIN County Total:	2	1	0	0	0	3
PIKE						
Good Shepherd Community Nursing Center	0	1	0	1	0	2
PIKE County Total:	0	1	0	1	0	2
ADD: 11 Total	45	12	3	1	0	61
ADD:12						
KNOTT						
Caney Creek Rehabilitation Complex	21	3	1	0	0	25
Golden Years Rest Home	45	22	10	4	0	81
KNOTT County Total:	66	25	11	4	0	106
OWSLEY						
Owsley County Health Care Center	1	0	0	1	0	2
OWSLEY County Total:	1	0	0	1	0	2
ADD: 12 Total	67	25	11	5	0	108
ADD:13						
BELL						
Generations Center of Middlesboro	54	7	1	0	0	62
BELL County Total:	54	7	1	0	0	62
HARLAN						
The Laurels	42	16	5	2	0	65
HARLAN County Total:	42	16	5	2	0	65
JACKSON						
Signature HealthCare at Jackson Manor	0	0	0	0	0	0
JACKSON County Total:	0	0	0	0	0	0

Table 16 - Facility Resident Age Distribution- Personal Care Beds 2016

ADD / Facility	Under 65	65-74	75-84	Over 85	Unknown	Total
KNOX						
Christian Health Center - Corbin	1	0	0	0	0	1
KNOX County Total:	1	0	0	0	0	1
ADD: 13 Total	97	23	6	2	0	128
ADD:14						
MCCREARY						
Cumberland Manor Rest Home	37	6	2	0	0	45
MCCREARY County Total:	37	6	2	0	0	45
PULASKI						
Crestview Personal Care	9	11	3	5	0	28
Somerview Personal Care Home	29	8	4	1	0	42
PULASKI County Total:	38	19	7	6	0	70
WAYNE						
Dishman Personal Care Home	27	9	1	1	0	38
Hicks' Golden Years Nursing Home	0	1	0	0	0	1
WAYNE County Total:	27	10	1	1	0	39
ADD: 14 Total	102	35	10	7	0	154
ADD:15						
ANDERSON						
Signature Healthcare at Heritage Hall Rehab	0	0	4	4	0	8
Sunset Hill Personal Care Home	5	1	3	2	0	11
ANDERSON County Total:	5	1	7	6	0	19
BOURBON						
Bourbon Heights	0	3	2	3	0	8
BOURBON County Total:	0	3	2	3	0	8
BOYLE						
McDowell Place of Danville	1	1	2	8	0	12
BOYLE County Total:	1	1	2	8	0	12
ESTILL						
Irvine Nursing and Rehabilitation	0	0	1	1	0	2
ESTILL County Total:	0	0	1	1	0	2
FAYETTE						
Brookdale Richmond Place	0	7	16	36	0	59
Central Ky Recovery Center Unit 1	13	2	0	0	0	15
Central KY Recovery Center Unit 2	14	1	0	0	0	15
Central Ky Recovery Center Unit 3	0	0	0	0	0	0
Lantern at Morning Pointe Alz and Memory Care	2	4	14	20	0	40

Table 16 - Facility Resident Age Distribution- Personal Care Beds 2016

ADD / Facility	Under 65	65-74	75-84	Over 85	Unknown	Total
Lexington Country Place	0	0	5	17	0	22
Mayfair Village Retirement Center	0	0	4	14	0	18
Morning Pointe of Lexington	3	4	22	38	0	67
Morning Pointe of Lexington East	0	4	21	43	0	68
Tanbark Health Care	1	2	6	36	0	45
The Breckinridge	0	1	11	11	0	23
The Legacy At The Willows	0	1	8	12	0	21
The Villa at Chevy Chase	0	0	0	0	0	0
The Willows at Hamburg	1	0	2	17	0	20
Willows at Citation	0	0	8	20	0	28
FAYETTE County Total:	34	26	117	264	0	441
FRANKLIN						
Morning Pointe of Frankfort	0	2	10	31	0	43
The Lantern at Morning Pointe of Frankfort	1	10	10	6	0	27
FRANKLIN County Total:	1	12	20	37	0	70
HARRISON						
Cedar Ridge Health Campus	0	1	8	13	4	26
Parkside Manor	30	14	5	1	0	50
Shady Lawn Home	56	15	4	0	0	75
HARRISON County Total:	86	30	17	14	4	151
JESSAMINE						
Bridgepointe At Ashgrove Woods	1	9	23	38	0	71
Rose Terrace Lodge	24	9	6	0	0	39
Wesley Village	0	1	6	13	0	20
JESSAMINE County Total:	25	19	35	51	0	130
LINCOLN						
Waynesburg Manor	14	8	4	2	0	28
LINCOLN County Total:	14	8	4	2	0	28
MADISON						
Morning Pointe of Richmond	1	1	5	35	0	42
Telford Terrace	0	0	4	6	0	10
MADISON County Total:	1	1	9	41	0	52
POWELL						
Stanton Nursing and Rehabilitation Center	0	0	0	0	0	0
POWELL County Total:	0	0	0	0	0	0

Table 16 - Facility Resident Age Distribution- Personal Care Beds 2016

ADD / Facility	Under 65	65-74	75-84	Over 85	Unknown	Total
SCOTT						
Dover Manor	0	0	0	0	0	0
SCOTT County Total:	0	0	0	0	0	0
WOODFORD						
Taylor Manor Nursing Home	0	3	2	12	0	17
WOODFORD County Total:	0	3	2	12	0	17
ADD: 15 Total	167	104	216	439	4	930
Statewide Total	1,637	706	859	1,610	23	4,835

Table 17 - Facility Resident Age Distribution- Nursing Home (CCRC) Beds 2016

ADD / Facility	Under 65	65-74	75-84	Over 85	Unknown	Total
ADD:2						
CHRISTIAN						
Christian Health Center, Hopkinsville	0	0	0	2	0	2
CHRISTIAN County Total:	0	0	0	2	0	2
LYON						
River's Bend Retirement Community	0	0	0	1	0	1
LYON County Total:	0	0	0	1	0	1
ADD: 2 Total	0	0	0	3	0	3
ADD:3						
UNION						
Breckinridge Place	0	0	0	6	0	6
UNION County Total:	0	0	0	6	0	6
ADD: 3 Total	0	0	0	6	0	6
ADD:4						
WARREN						
Christian Health Center, Bowling Green	0	0	5	5	0	10
WARREN County Total:	0	0	5	5	0	10
ADD: 4 Total	0	0	5	5	0	10
ADD:5						
MARION						
The Village of Lebanon II	0	0	0	3	0	3
MARION County Total:	0	0	0	3	0	3
NELSON						
Windsor Gardens CCRC	0	0	0	0	4	4
NELSON County Total:	0	0	0	0	4	4
ADD: 5 Total	0	0	0	3	4	7
ADD:6						
JEFFERSON						
Christian Health Center of Louisville	0	1	0	0	0	1
Episcopal Church Home	0	0	1	3	0	4
Louisville Protestant Altenheim	0	0	1	3	0	4
Sacred Heart Home of Louisville	0	0	1	1	0	2
The Forum at Brookside	1	3	4	8	0	16
JEFFERSON County Total:	1	4	7	15	0	27
ADD: 6 Total	1	4	7	15	0	27

Table 17 - Facility Resident Age Distribution- Nursing Home (CCRC) Beds 2016

ADD / Facility	Under 65	65-74	75-84	Over 85	Unknown	Total
ADD:7						
KENTON						
Madonna Manor	0	0	0	1	0	1
KENTON County Total:	0	0	0	1	0	1
ADD: 7 Total	0	0	0	1	0	1
ADD:10						
GREENUP						
Trinity Station Retirement Community	0	2	5	10	0	17
GREENUP County Total:	0	2	5	10	0	17
ADD: 10 Total	0	2	5	10	0	17
ADD:13						
KNOX						
Christian Health Center - Corbin	0	0	0	0	0	0
KNOX County Total:	0	0	0	0	0	0
LAUREL						
Laurel Heights Home for the Elderly	1	1	2	13	0	17
LAUREL County Total:	1	1	2	13	0	17
ADD: 13 Total	1	1	2	13	0	17
ADD:14						
PULASKI						
The Neighborhood Nursing Facility	0	0	3	9	0	12
PULASKI County Total:	0	0	3	9	0	12
ADD: 14 Total	0	0	3	9	0	12
ADD:15						
FAYETTE						
Sayre Christian Village Nursing Home	0	0	4	6	0	10
FAYETTE County Total:	0	0	4	6	0	10
HARRISON						
Cedar Ridge Health Campus	1	0	0	1	0	2
HARRISON County Total:	1	0	0	1	0	2
JESSAMINE						
Wesley Village	0	0	8	19	0	27
JESSAMINE County Total:	0	0	8	19	0	27

Table 17 - Facility Resident Age Distribution- Nursing Home (CCRC) Beds 2016

ADD / Facility	Under 65	65-74	75-84	Over 85	Unknown	Total
MADISON						
Telford Terrace	0	0	5	13	0	18
MADISON County Total:	0	0	5	13	0	18
ADD: 15 Total	1	0	17	39	0	57
Statewide Total	3	7	39	104	4	157

Table 18 - Facility Resident Age Distribution- Nursing Home (Non-CCRC) Beds 2016

ADD / Facility	Under 65	65-74	75-84	Over 85	Unknown	Total
ADD:3						
DAVIESS						
Hermitage Care and Rehabilitation Center	1	2	5	13	0	21
DAVIESS County Total:	1	2	5	13	0	21
WEBSTER						
Shemwell Nursing Home	0	0	1	19	0	20
WEBSTER County Total:	0	0	1	19	0	20
ADD: 3 Total	1	2	6	32	0	41
ADD:5						
MARION						
The Village of Lebanon II	0	1	7	9	0	17
MARION County Total:	0	1	7	9	0	17
ADD: 5 Total	0	1	7	9	0	17
ADD:15						
BOURBON						
Bourbon Heights	0	1	11	16	0	28
BOURBON County Total:	0	1	11	16	0	28
WOODFORD						
Taylor Manor Nursing Home	0	1	5	21	0	27
WOODFORD County Total:	0	1	5	21	0	27
ADD: 15 Total	0	2	16	37	0	55
Statewide Total	1	5	29	78	0	113

Table 19 - Facility Resident Age Distribution- Intermediate Care Beds 2016

ADD / Facility	Under 65	65-74	75-84	Over 85	Unknown	Total
ADD:3						
WEBSTER						
Shemwell Nursing Home	0	0	0	2	0	2
WEBSTER County Total:	0	0	0	2	0	2
ADD: 3 Total	0	0	0	2	0	2
ADD:4						
WARREN						
Christian Health Center, Bowling Green	0	0	0	1	0	1
WARREN County Total:	0	0	0	1	0	1
ADD: 4 Total	0	0	0	1	0	1
ADD:6						
JEFFERSON						
Eastern Star Home in KY	0	1	4	11	0	16
Louisville Protestant Altenheim	0	1	4	6	0	11
The Forum at Brookside	0	0	0	2	0	2
JEFFERSON County Total:	0	2	8	19	0	29
ADD: 6 Total	0	2	8	19	0	29
ADD:15						
HARRISON						
Cedar Ridge Health Campus	0	0	1	1	0	2
HARRISON County Total:	0	0	1	1	0	2
JESSAMINE						
Wesley Village	0	0	0	1	0	1
JESSAMINE County Total:	0	0	0	1	0	1
MADISON						
Telford Terrace	0	0	0	1	0	1
MADISON County Total:	0	0	0	1	0	1
WOODFORD						
Taylor Manor Nursing Home	0	3	1	9	0	13
WOODFORD County Total:	0	3	1	9	0	13
ADD: 15 Total	0	3	2	12	0	17
Statewide Total	0	5	10	34	0	49

Table 20 - Facility Resident Age Distribution- Alzheimer Facility Beds 2016

ADD / Facility	Under 65	65-74	75-84	Over 85	Unknown	Total
ADD:3						
DAVIESS						
Wellington Parc of Owensboro	0	9	19	25	0	53
DAVIESS County Total:	0	9	19	25	0	53
ADD: 3 Total	0	9	19	25	0	53
ADD:4						
WARREN						
Magnolia Village Care	0	6	20	27	0	53
WARREN County Total:	0	6	20	27	0	53
ADD: 4 Total	0	6	20	27	0	53
Statewide Total	0	15	39	52	0	106

Table 21 - Facility Resident Age Distribution- ICF/IID Beds 2016

ADD / Facility	Under 65	65-74	75-84	Over 85	Unknown	Total
ADD:2						
CHRISTIAN						
Outwood ICF/IID	27	6	2	1	0	36
CHRISTIAN County Total:	27	6	2	1	0	36
ADD: 2 Total	27	6	2	1	0	36
ADD:3						
DAVISS						
Wendell Foster's Campus for Developmental Disabilities	57	6	0	0	0	63
DAVISS County Total:	57	6	0	0	0	63
ADD: 3 Total	57	6	0	0	0	63
ADD:6						
BULLITT						
Meadows ICF/IID	6	2	0	0	0	8
BULLITT County Total:	6	2	0	0	0	8
HENRY						
Cedar Lake Lodge Park Place I	7	1	0	0	0	8
Cedar Lake Lodge Park Place II	7	0	1	0	0	8
HENRY County Total:	14	1	1	0	0	16
JEFFERSON						
Bingham Gardens	21	3	0	0	0	24
Del Maria ICF/IID	7	0	1	0	0	8
Hazelwood Center	69	10	1	0	0	80
JEFFERSON County Total:	97	13	2	0	0	112
OLDHAM						
Cedar Lake Lodge	62	4	2	0	0	68
Windsong ICF/IID	6	2	0	0	0	8
OLDHAM County Total:	68	6	2	0	0	76
ADD: 6 Total	185	22	5	0	0	212
ADD:14						
PULASKI						
Oakwood ICF/IID Unit 1	37	8	0	0	0	45
Oakwood ICF/IID Unit 2	37	1	0	0	0	38
Oakwood ICF/IID Unit 3	10	1	0	0	0	11
Oakwood ICF/IID Unit 4	12	0	0	0	0	12
PULASKI County Total:	96	10	0	0	0	106
ADD: 14 Total	96	10	0	0	0	106
Statewide Total	365	44	7	1	0	417

*Kentucky Annual
Long-Term Care Services Report*



*Section IV
Death Census by Age*

Table 22 - Facility Resident Death Distribution- Nursing Facility Beds 2016

ADD / Facility	Under 65	65-74	75-84	Over 85	Unknown	Total
ADD:1						
BALLARD						
Life Care Center of LaCenter	0	1	4	12	0	17
BALLARD County Total:	0	1	4	12	0	17
CALLOWAY						
Spring Creek Health Care	3	10	13	40	1	67
CALLOWAY County Total:	3	10	13	40	1	67
CARLISLE						
Countryside Center	1	1	0	9	0	11
CARLISLE County Total:	1	1	0	9	0	11
FULTON						
Diversicare of Fulton	1	0	2	5	0	8
FULTON County Total:	1	0	2	5	0	8
GRAVES						
Green Acres Health Care	1	1	6	18	0	26
Heritage Manor Healthcare Center	5	4	15	10	0	34
Mills Health and Rehab Center	0	0	10	18	0	28
GRAVES County Total:	6	5	31	46	0	88
HICKMAN						
Clinton Hickman County Nursing Facility	1	1	3	13	0	18
Clinton Place	2	1	6	8	0	17
HICKMAN County Total:	3	2	9	21	0	35
MARSHALL						
Calvert City Convalescent Center	1	3	7	25	0	36
Lake Way Nursing and Rehabilitation Center	2	8	11	21	0	42
Oakview Nursing and Rehabilitation Center	0	6	14	12	0	32
MARSHALL County Total:	3	17	32	58	0	110
MCCRACKEN						
Baptist Health Paducah	2	5	4	10	0	21
Barkley Center	0	2	3	6	0	11
McCracken Nursing and Rehabilitation Center	3	5	5	11	0	24
Parkview Nursing and Rehabilitation Center (Paducah)	4	10	29	50	0	93
Superior Care Home	0	0	20	31	0	51
MCCRACKEN County Total:	9	22	61	108	0	200
ADD: 1 Total	26	58	152	299	1	536

Table 22 - Facility Resident Death Distribution- Nursing Facility Beds 2016

ADD / Facility	Under 65	65-74	75-84	Over 85	Unknown	Total
ADD:2						
CALDWELL						
Princeton Health and Rehab Center	3	6	10	15	0	34
CALDWELL County Total:	3	6	10	15	0	34
CHRISTIAN						
Bradford Heights Health & Rehab Center	1	4	5	9	0	19
Christian Health Center, Hopkinsville	1	4	4	27	0	36
Christian Heights Nursing and Rehabilitation Center	2	2	4	1	0	9
Covington Convalescent Center	0	0	4	15	0	19
Western State Nursing Facility	1	3	4	2	0	10
CHRISTIAN County Total:	5	13	21	54	0	93
CRITTENDEN						
Crittenden County Health and Rehabilitation Center	2	5	8	17	0	32
CRITTENDEN County Total:	2	5	8	17	0	32
HOPKINS						
Baptist Health Transitional Care	2	5	2	2	0	11
Brighton Cornerstone Health Care	2	2	6	5	0	15
Dawson Springs Health And Rehab Ctr	3	2	7	3	0	15
Hillside Center	1	2	6	4	0	13
Joseph Eddie Ballard Western Kentucky Veterans Center	1	3	22	29	0	55
NHC HealthCare, Madisonville	0	5	4	22	0	31
Ridgewood Terrace Nursing Home	0	1	12	26	0	39
Tradewater Pointe	4	4	4	11	0	23
HOPKINS County Total:	13	24	63	102	0	202
LIVINGSTON						
Salem Springlake Health and Rehabilitation Center	0	5	3	7	0	15
LIVINGSTON County Total:	0	5	3	7	0	15
LYON						
Christian Care Center of Kuttawa	0	4	11	10	0	25
River's Bend Retirement Community	0	0	1	11	0	12
LYON County Total:	0	4	12	21	0	37
MUHLENBERG						
Diversicare of Greenville	0	1	6	10	0	17
Kindred Nursing and Rehabilitation-Maple	1	2	12	10	0	25
Owensboro Health Muhlenberg Community Hospital Long Term Care	1	6	5	9	0	21

Table 22 - Facility Resident Death Distribution- Nursing Facility Beds 2016

ADD / Facility	Under 65	65-74	75-84	Over 85	Unknown	Total
MUHLENBERG County Total:	2	9	23	29	0	63
TODD						
Hearthstone Place	0	3	2	8	0	13
TODD County Total:	0	3	2	8	0	13
TRIGG						
Shady Lawn Nursing and Rehabilitation Center	2	3	4	4	0	13
TRIGG County Total:	2	3	4	4	0	13
ADD: 2 Total	27	72	146	257	0	502
ADD:3						
DAVIESS						
Carmel Home	0	0	1	20	0	21
Hermitage Care and Rehabilitation Center	0	1	11	16	0	28
Owensboro Center	11	9	14	27	0	61
Owensboro Health	0	2	2	4	0	8
Signature Healthcare at Hillcrest	2	6	13	30	0	51
Twin Rivers Nursing and Rehab Center	5	6	1	13	0	25
Wellington Parc of Owensboro	0	0	1	5	0	6
DAVIESS County Total:	18	24	43	115	0	200
HANCOCK						
Heartland Villa Care and Rehabilitation Center	0	3	2	9	0	14
HANCOCK County Total:	0	3	2	9	0	14
HENDERSON						
Henderson Nursing and Rehabilitation Center	1	5	5	1	0	12
Redbanks	2	6	11	30	0	49
HENDERSON County Total:	3	11	16	31	0	61
MCLEAN						
Riverside Care & Rehab Ctr	1	0	11	13	0	25
MCLEAN County Total:	1	0	11	13	0	25
OHIO						
Beaver Dam Nursing and Rehab Center	1	7	5	8	0	21
Fordsville Nursing and Rehabilitation Center	1	1	3	3	0	8
Signature Healthcare of Hartford Rehab and Wellness	1	5	7	12	0	25
OHIO County Total:	3	13	15	23	0	54
UNION						
Breckinridge Place	0	0	0	0	0	0
Morganfield Nursing and Rehabilitation Center	0	1	5	12	0	18
UNION County Total:	0	1	5	12	0	18

Table 22 - Facility Resident Death Distribution- Nursing Facility Beds 2016

ADD / Facility	Under 65	65-74	75-84	Over 85	Unknown	Total
WEBSTER						
Redbanks Colonial Terrace	2	4	9	11	0	26
WEBSTER County Total:	2	4	9	11	0	26
ADD: 3 Total	27	56	101	214	0	398
ADD:4						
ALLEN						
Cal Turner Rehab and Specialty Care	2	5	11	18	0	36
ALLEN County Total:	2	5	11	18	0	36
BARREN						
Diversicare of Glasgow	2	4	8	14	0	28
Glasgow Health and Rehabilitation Center	1	3	7	8	0	19
Glasgow State Nursing Facility	2	3	2	2	0	9
Glenview Health Care Facility	2	4	9	8	0	23
NHC HealthCare, Glasgow	3	5	7	45	0	60
T J Samson Community Hospital Skilled Nursing Unit	0	0	2	2	0	4
BARREN County Total:	10	19	35	79	0	143
BUTLER						
Morgantown Care and Rehabilitation Center	0	6	13	24	0	43
BUTLER County Total:	0	6	13	24	0	43
EDMONSON						
Edmonson Center	0	3	7	12	0	22
EDMONSON County Total:	0	3	7	12	0	22
HART						
Signature Healthcare of Hart County	2	1	10	18	0	31
HART County Total:	2	1	10	18	0	31
LOGAN						
Auburn Health Care	1	6	2	3	0	12
Creekwood Place Nursing and Rehab Center	1	1	8	18	0	28
LOGAN County Total:	2	7	10	21	0	40
METCALFE						
Metcalfe Health Care Center	0	3	5	7	0	15
METCALFE County Total:	0	3	5	7	0	15
MONROE						
Signature HealthCare of Monroe County Rehab	1	0	6	12	0	19
MONROE County Total:	1	0	6	12	0	19

Table 22 - Facility Resident Death Distribution- Nursing Facility Beds 2016

ADD / Facility	Under 65	65-74	75-84	Over 85	Unknown	Total
SIMPSON						
Franklin-Simpson Nursing and Rehabilitation	4	4	5	8	0	21
SIMPSON County Total:	4	4	5	8	0	21
WARREN						
Bowling Green Nursing and Rehabilitation	6	1	10	5	0	22
Christian Health Center, Bowling Green	0	0	0	8	0	8
Colonial Center	0	1	6	0	0	7
Greenwood Nursing and Rehabilitation	3	6	17	26	0	52
Hopkins Center	0	4	2	13	0	19
Signature Healthcare Bowling Green	2	2	6	22	0	32
WARREN County Total:	11	14	41	74	0	140
ADD: 4 Total	32	62	143	273	0	510
ADD:5						
BRECKINRIDGE						
Breckinridge Memorial Nursing Facility	0	0	2	6	0	8
Hardinsburg Nursing and Rehabilitation	0	2	5	7	0	14
BRECKINRIDGE County Total:	0	2	7	13	0	22
GRAYSON						
Grayson Manor	1	4	11	13	0	29
Spring View Health and Rehab Center	2	1	6	5	0	14
GRAYSON County Total:	3	5	17	18	0	43
HARDIN						
Elizabethtown Nursing and Rehab	2	8	10	10	0	30
Helmwood Healthcare Center	2	2	10	38	0	52
Kensington Center	2	5	3	14	0	24
Nursing Facility of Hardin Memorial Hospital	0	0	1	1	0	2
Signature Healthcare at North Hardin Rehab	1	5	7	21	0	34
Signature Healthcare of Elizabethtown	2	6	4	20	0	32
HARDIN County Total:	9	26	35	104	0	174
LARUE						
Sunrise Manor Nursing Home	2	7	17	27	0	53
LARUE County Total:	2	7	17	27	0	53
MARION						
Cedars Of Lebanon Nursing Center	1	3	6	7	0	17
Loretto Motherhouse Infirmary	0	1	2	19	0	22
Village of Lebanon II	0	0	2	2	0	4
MARION County Total:	1	4	10	28	0	43

Table 22 - Facility Resident Death Distribution- Nursing Facility Beds 2016

ADD / Facility	Under 65	65-74	75-84	Over 85	Unknown	Total
MEADE						
Brandenburg Nursing and Rehabilitation	1	1	5	5	0	12
MEADE County Total:	1	1	5	5	0	12
NELSON						
Flaget Memorial Hospital NF	0	0	0	3	0	3
Life Care Center of Bardstown	1	7	11	12	0	31
Signature Healthcare At Colonial Rehab	0	1	5	7	0	13
NELSON County Total:	1	8	16	22	0	47
WASHINGTON						
Sansbury Care Center	0	0	0	5	0	5
Springfield Nursing and Rehabilitation Center	2	4	6	6	0	18
WASHINGTON County Total:	2	4	6	11	0	23
ADD: 5 Total	19	57	113	228	0	417
ADD:6						
BULLITT						
Green Meadows Healthcare Center 1	1	2	12	26	0	41
BULLITT County Total:	1	2	12	26	0	41
HENRY						
Providence New Castle	3	0	3	10	0	16
HENRY County Total:	3	0	3	10	0	16
JEFFERSON						
Brownsboro Hills Nursing Home	3	5	1	4	0	13
Christian Health Center of Louisville	1	8	5	21	0	35
Christian Health Center West	2	6	1	6	0	15
Clifton Oaks Care Center	8	4	3	4	0	19
Diversicare of Seneca Place	0	4	6	27	0	37
Episcopal Church Home	3	14	44	98	0	159
Essex Nursing and Rehabilitation Center	1	9	19	32	0	61
Forest Springs Health Campus	0	0	10	12	0	22
Franciscan Health Care Center	1	5	4	31	0	41
Georgetown Manor	1	0	4	17	0	22
Glen Ridge Health Campus	0	0	6	11	0	17
Highlands Nursing and Rehabilitation Center (Louisville)	2	1	8	8	0	19
Hillcreek Rehabilitation and Care	2	7	5	4	0	18
Home of the Innocents	2	0	0	0	0	2
Jefferson Manor Health and Rehab	1	0	8	22	0	31

Table 22 - Facility Resident Death Distribution- Nursing Facility Beds 2016

ADD / Facility	Under 65	65-74	75-84	Over 85	Unknown	Total
Kindred Hospital - Louisville	2	3	4	1	0	10
Klondike Center	2	3	1	5	0	11
Little Sisters of the Poor - St. Joseph's Home	0	1	2	3	0	6
Louisville East Post Acute	4	8	7	18	0	37
Masonic Home of Louisville	2	6	17	36	0	61
Nazareth Home	1	6	21	60	0	88
Oaklawn Nursing and Rehab	1	2	6	19	0	28
Park Terrace Health Campus	0	2	11	18	0	31
Parkway Medical Center	3	11	22	44	0	80
Regency Rehabilitation and Nursing Center	2	3	7	18	0	30
Regis Woods Care and Rehabilitation Center	3	3	4	12	0	22
Rivers Edge Nursing and Rehabilitation Center	3	1	4	4	0	12
Rockford Health and Rehabilitation Center	3	2	7	12	0	24
Sacred Heart Home of Louisville	0	1	11	40	0	52
Signature Health Care of East Louisville	2	8	15	27	0	52
Signature Health Care of South Louisville	5	7	9	13	0	34
Signature Healthcare at Jefferson Place Rehab	0	3	10	31	0	44
Signature Healthcare at St's Mary & Elizabeth Hosp	0	1	2	3	0	6
Signature Healthcare of Cherokee Park	0	1	5	6	0	12
Springhurst Health and Rehab	0	2	8	21	0	31
St Matthews Care Center	2	4	6	5	0	17
Summerfield Health and Rehabilitation Center	1	5	9	20	0	35
The Forum at Brookside	0	0	2	17	0	19
The Good Samaritan Society-Jeffersontown	0	0	5	12	0	17
Treyton Oaks Towers	0	1	4	23	0	28
Wesley Manor	1	2	7	15	0	25
Westminster Terrace	0	0	9	38	0	47
Westport Care Center	3	3	7	9	0	22
Westport Place Health Campus	0	2	9	18	0	29
JEFFERSON County Total:	67	154	355	845	0	1,421
OLDHAM						
Baptist Health La Grange	0	1	7	5	0	13
Friendship Manor Nursing Home	0	6	13	22	0	41
Providence Richwood	4	2	11	12	0	29
OLDHAM County Total:	4	9	31	39	0	83
SHELBY						
Crestview Center	2	1	4	14	0	21

Table 22 - Facility Resident Death Distribution- Nursing Facility Beds 2016

ADD / Facility	Under 65	65-74	75-84	Over 85	Unknown	Total
Masonic Home of Shelbyville	2	5	12	24	0	43
SHELBY County Total:	4	6	16	38	0	64
SPENCER						
Signature Health Care of Spencer County	2	8	13	14	0	37
SPENCER County Total:	2	8	13	14	0	37
TRIMBLE						
Signature Health Care of Trimble County	4	1	7	13	0	25
TRIMBLE County Total:	4	1	7	13	0	25
ADD: 6 Total	85	180	437	985	0	1,687
ADD:7						
BOONE						
Bridgepoint Care and Rehabilitation Center	11	11	14	8	4	48
Florence Park Care Center	0	3	6	39	0	48
St Elizabeth Florence SNF	0	0	0	0	0	0
BOONE County Total:	11	14	20	47	4	96
CAMPBELL						
Baptist Convalescent Center	4	9	19	47	0	79
Carmel Manor	1	1	9	24	0	35
Coldspring Transitional Care Center	1	10	13	27	0	51
Highlandspring of Ft Thomas	3	8	22	33	0	66
St. Elizabeth FT Thomas SNF	0	0	0	0	0	0
CAMPBELL County Total:	9	28	63	131	0	231
CARROLL						
Green Valley Health and Rehabilitation Center	2	3	5	16	0	26
CARROLL County Total:	2	3	5	16	0	26
GALLATIN						
Providence Gallatin	3	4	15	13	0	35
GALLATIN County Total:	3	4	15	13	0	35
GRANT						
Grant Center	1	0	11	6	0	18
GRANT County Total:	1	0	11	6	0	18
KENTON						
Madonna Manor	0	4	6	30	0	40
Providence Pavilion	2	4	6	10	0	22
Rosedale Green	1	7	25	44	0	77
Village Care Center	1	3	9	31	0	44
Villaspring of Erlanger	3	5	9	21	0	38

Table 22 - Facility Resident Death Distribution- Nursing Facility Beds 2016

ADD / Facility	Under 65	65-74	75-84	Over 85	Unknown	Total
Woodcrest Nursing and Rehabilitation Center	2	8	6	23	0	39
KENTON County Total:	9	31	61	159	0	260
OWEN						
Owenton Center	3	7	5	14	0	29
OWEN County Total:	3	7	5	14	0	29
PENDLETON						
River Valley Nursing Home	1	3	10	13	0	27
PENDLETON County Total:	1	3	10	13	0	27
ADD: 7 Total	39	90	190	399	4	722
ADD:8						
BRACKEN						
Bracken County Nursing and Rehabilitation Center	0	1	1	3	0	5
BRACKEN County Total:	0	1	1	3	0	5
FLEMING						
Pioneer Trace Nursing Home	1	2	6	8	0	17
FLEMING County Total:	1	2	6	8	0	17
LEWIS						
Vanceburg Rehabilitation and Care	1	4	5	8	0	18
LEWIS County Total:	1	4	5	8	0	18
MASON						
Maysville Nursing and Rehabilitation Facility	2	7	7	36	0	52
MASON County Total:	2	7	7	36	0	52
ROBERTSON						
Robertson County Health Care Facility	2	10	8	3	0	23
ROBERTSON County Total:	2	10	8	3	0	23
ADD: 8 Total	6	24	27	58	0	115
ADD:9						
BATH						
Ridgeway Nursing and Rehabilitation	0	2	6	18	0	26
BATH County Total:	0	2	6	18	0	26
MENIFEE						
Edgewood Estates	0	4	5	5	0	14
MENIFEE County Total:	0	4	5	5	0	14
MONTGOMERY						
Windsor Care Center	0	3	9	24	0	36
MONTGOMERY County Total:	0	3	9	24	0	36

Table 22 - Facility Resident Death Distribution- Nursing Facility Beds 2016

ADD / Facility	Under 65	65-74	75-84	Over 85	Unknown	Total
MORGAN						
West Liberty Nursing and Rehabilitation Center	2	1	1	4	0	8
MORGAN County Total:	2	1	1	4	0	8
ROWAN						
Life Care Center of Morehead	5	4	9	14	0	32
St. Claire Medical Center TCU	11	9	9	7	0	36
ROWAN County Total:	16	13	18	21	0	68
ADD: 9 Total	18	23	39	72	0	152
ADD:10						
BOYD						
Boyd Nursing and Rehabilitation Center	0	1	6	8	0	15
King's Daughters Medical Center	0	0	0	0	0	0
Kingsbrook Lifecare Center	1	2	4	21	0	28
Woodland Oaks Health Care Facility	0	1	10	25	0	36
BOYD County Total:	1	4	20	54	0	79
CARTER						
Carter Nursing and Rehabilitation Center	2	4	10	8	0	24
CARTER County Total:	2	4	10	8	0	24
ELLIOTT						
Elliott Nursing and Rehabilitation Center	1	5	5	6	0	17
ELLIOTT County Total:	1	5	5	6	0	17
GREENUP						
Oakmont Manor	2	9	11	5	0	27
South Shore Nursing and Rehabilitation Center	0	0	3	8	0	11
Wurtland Nursing and Rehabilitation Center	3	6	2	8	0	19
GREENUP County Total:	5	15	16	21	0	57
LAWRENCE						
The Jordan Center	0	7	4	5	0	16
LAWRENCE County Total:	0	7	4	5	0	16
ADD: 10 Total	9	35	55	94	0	193
ADD:11						
FLOYD						
Highlands Regional Medical Center (Prestonsburg)	0	0	0	0	0	0
Prestonsburg Health Care Center	2	2	5	7	0	16
Riverview Health Care Center	1	3	12	10	0	26
FLOYD County Total:	3	5	17	17	0	42

Table 22 - Facility Resident Death Distribution- Nursing Facility Beds 2016

ADD / Facility	Under 65	65-74	75-84	Over 85	Unknown	Total
JOHNSON						
Mountain Manor of Paintsville	2	2	9	17	0	30
JOHNSON County Total:	2	2	9	17	0	30
MAGOFFIN						
Salyersville Nursing and Rehabilitation Center	4	6	5	10	0	25
MAGOFFIN County Total:	4	6	5	10	0	25
MARTIN						
Martin County Health Care Facility	0	0	2	4	0	6
MARTIN County Total:	0	0	2	4	0	6
PIKE						
Good Shepherd Community Nursing Center	1	3	6	4	0	14
Mountain View Health Care Center	3	7	15	7	0	32
Parkview Nursing and Rehabilitation Center (Pikeville)	6	9	17	0	0	32
Signature Health Care of Pikeville	4	3	8	11	0	26
Williamson ARH Nursing Facility	0	5	7	6	0	18
PIKE County Total:	14	27	53	28	0	122
ADD: 11 Total	23	40	86	76	0	225
ADD:12						
BREATHITT						
Nim Henson Geriatric Center	4	2	6	3	0	15
BREATHITT County Total:	4	2	6	3	0	15
KNOTT						
Knott County Health and Rehabilitation Center	2	2	3	4	0	11
KNOTT County Total:	2	2	3	4	0	11
LEE						
Lee County Care and Rehabilitation Center	0	5	7	1	0	13
LEE County Total:	0	5	7	1	0	13
LESLIE						
Hyden Health and Rehabilitation Center	0	4	3	4	0	11
LESLIE County Total:	0	4	3	4	0	11
LETCHER						
Letcher Manor	1	1	2	9	0	13
LETCHER County Total:	1	1	2	9	0	13
OWSLEY						
Owsley County Health Care Center	1	4	6	3	0	14
OWSLEY County Total:	1	4	6	3	0	14

Table 22 - Facility Resident Death Distribution- Nursing Facility Beds 2016

ADD / Facility	Under 65	65-74	75-84	Over 85	Unknown	Total
PERRY						
Hazard Health and Rehabilitation Center	1	3	8	9	0	21
Paul E Patton Eastern Ky Veterans Center	0	2	13	15	0	30
PERRY County Total:	1	5	21	24	0	51
WOLFE						
Wolfe County Health and Rehabilitation Center	1	3	8	11	0	23
WOLFE County Total:	1	3	8	11	0	23
ADD: 12 Total	10	26	56	59	0	151
ADD:13						
BELL						
Middlesboro Health Care Facility	1	5	8	22	0	36
Mountain View Nursing and Rehab Ctr	1	3	9	3	0	16
Pineville Community Hospital	1	0	6	5	0	12
BELL County Total:	3	8	23	30	0	64
CLAY						
Laurel Creek Health Care Center	0	6	8	6	0	20
CLAY County Total:	0	6	8	6	0	20
HARLAN						
Harlan Health and Rehabilitation Center	5	7	10	16	0	38
Tri-Cities Nursing and Rehabilitation Center	0	6	7	11	0	24
HARLAN County Total:	5	13	17	27	0	62
JACKSON						
Signature HealthCare at Jackson Manor	1	3	4	10	0	18
JACKSON County Total:	1	3	4	10	0	18
KNOX						
Barbourville Health and Rehabilitation Center	2	5	12	13	0	32
Christian Health Center - Corbin	2	7	12	20	0	41
KNOX County Total:	4	12	24	33	0	73
LAUREL						
Hillcrest Health and Rehabilitation Center	4	6	14	14	0	38
Laurel Heights Home for the Elderly	1	2	11	34	0	48
LAUREL County Total:	5	8	25	48	0	86
ROCKCASTLE						
Rockcastle Health and Rehabilitation Center	2	3	7	12	0	24
Rockcastle Regional Hospital and Respiratory Care	6	11	6	0	0	23
ROCKCASTLE County Total:	8	14	13	12	0	47

Table 22 - Facility Resident Death Distribution- Nursing Facility Beds 2016

ADD / Facility	Under 65	65-74	75-84	Over 85	Unknown	Total
WHITLEY						
Corbin Health and Rehabilitation Center	1	5	11	6	0	23
The Heritage	0	1	6	7	0	14
Williamsburg Health and Rehabilitation Center	0	1	0	0	0	1
WHITLEY County Total:	1	7	17	13	0	38
ADD: 13 Total	27	71	131	179	0	408
ADD:14						
ADAIR						
Signature Healthcare At Summit Manor Rehab	1	4	7	17	0	29
ADAIR County Total:	1	4	7	17	0	29
CASEY						
Liberty Care and Rehabilitation Center	0	1	4	12	0	17
CASEY County Total:	0	1	4	12	0	17
CLINTON						
Clinton County Care and Rehabilitation Center	0	1	2	6	0	9
CLINTON County Total:	0	1	2	6	0	9
GREEN						
Green Hill Rehabilitation and Care	2	2	12	10	0	26
McDowell Skilled Nursing Facility	0	0	0	0	0	0
GREEN County Total:	2	2	12	10	0	26
MCCREARY						
Signature Healthcare of McCreary County Rehab	0	2	2	15	0	19
MCCREARY County Total:	0	2	2	15	0	19
PULASKI						
Cumberland Nursing and Rehabilitation Center	0	5	6	16	0	27
Lake Cumberland Regional Hospital	0	1	1	4	0	6
Somerset Nursing and Rehabilitation Facility	0	2	9	15	0	26
Somerwoods Nursing and Rehabilitation	2	10	21	24	0	57
PULASKI County Total:	2	18	37	59	0	116
RUSSELL						
Fair Oaks Health Systems	0	3	13	16	0	32
RUSSELL County Total:	0	3	13	16	0	32
TAYLOR						
Campbellsville Nursing and Rehabilitation	1	4	6	12	0	23
The Grandview Nursing and Rehabilitation Facility	0	1	5	19	0	25
TAYLOR County Total:	1	5	11	31	0	48

Table 22 - Facility Resident Death Distribution- Nursing Facility Beds 2016

ADD / Facility	Under 65	65-74	75-84	Over 85	Unknown	Total
WAYNE						
Hicks' Golden Years Nursing Home	1	1	10	9	0	21
WAYNE County Total:	1	1	10	9	0	21
ADD: 14 Total	7	37	98	175	0	317
ADD:15						
ANDERSON						
Signature Healthcare at Heritage Hall Rehab	1	1	7	16	0	25
ANDERSON County Total:	1	1	7	16	0	25
BOURBON						
Bourbon Heights	1	3	5	11	0	20
BOURBON County Total:	1	3	5	11	0	20
BOYLE						
Charleston Health Care Center	0	4	8	15	0	27
Danville Center For Health	1	6	8	14	0	29
Ephraim McDowell Regional Medical Center	1	1	6	4	0	12
BOYLE County Total:	2	11	22	33	0	68
CLARK						
Clark Regional Medical Center Transitional Care Unit	0	0	0	1	0	1
Fountain Circle Care and Rehab Ctr	1	8	10	11	0	30
CLARK County Total:	1	8	10	12	0	31
ESTILL						
Irvine Nursing and Rehabilitation	2	4	4	14	0	24
ESTILL County Total:	2	4	4	14	0	24
FAYETTE						
Bluegrass Care and Rehabilitation Center	2	6	10	18	0	36
Brookdale Richmond Place SNF	2	4	10	19	0	35
Cambridge Place	1	3	9	10	0	23
Cardinal Hill Rehab Unit	0	0	0	2	0	2
Eastern State Hosp Long Term Acquired Brain Injury	0	0	0	0	0	0
Lexington Country Place	0	1	5	21	0	27
Mayfair Manor	0	0	8	21	0	29
Northpoint Lexington Healthcare Center	2	2	9	6	0	19
Providence Homestead	2	3	2	12	0	19
Providence Pine Meadows	2	6	13	14	0	35
Rose Manor Health Care	0	0	0	6	0	6
Sayre Christian Village Nursing Home	0	3	6	26	0	35
Tanbark Health Care	0	1	2	0	0	3

Table 22 - Facility Resident Death Distribution- Nursing Facility Beds 2016

ADD / Facility	Under 65	65-74	75-84	Over 85	Unknown	Total
The Willows at Hamburg	0	4	12	34	0	50
Willows at Citation	1	0	11	17	0	29
FAYETTE County Total:	12	33	97	206	0	348
FRANKLIN						
Bradford Square Rehabilitation and Nursing Center	2	6	16	17	0	41
Frankfort Care and Rehabilitation	1	4	6	14	0	25
FRANKLIN County Total:	3	10	22	31	0	66
GARRARD						
Christian Care Center of Lancaster	0	2	15	14	0	31
GARRARD County Total:	0	2	15	14	0	31
HARRISON						
Cedar Ridge Health Campus	0	3	5	7	0	15
Edgemont Healthcare	2	3	4	3	0	12
Grand Haven Nursing Home	0	0	4	4	0	8
HARRISON County Total:	2	6	13	14	0	35
JESSAMINE						
Diversicare of Nicholasville	0	0	3	8	0	11
Thomson Hood Veterans Center	4	8	31	82	0	125
JESSAMINE County Total:	4	8	34	90	0	136
LINCOLN						
Stanford Care and Rehab	4	3	11	19	0	37
LINCOLN County Total:	4	3	11	19	0	37
MADISON						
Berea Health Care Center	0	3	4	16	0	23
Kenwood Health and Rehabilitation Center	0	1	8	8	0	17
Madison Health and Rehabilitation Center	1	5	7	12	0	25
The Terrace Nursing and Rehabilitation Facility	1	0	8	26	0	35
MADISON County Total:	2	9	27	62	0	100
MERCER						
Harrodsburg Health & Rehab Ctr	5	6	4	18	0	33
The Willows at Harrodsburg	0	2	2	10	0	14
MERCER County Total:	5	8	6	28	0	47
NICHOLAS						
Johnson Mathers Nursing Home	4	5	7	10	0	26
NICHOLAS County Total:	4	5	7	10	0	26

Table 22 - Facility Resident Death Distribution- Nursing Facility Beds 2016

ADD / Facility	Under 65	65-74	75-84	Over 85	Unknown	Total
POWELL						
Stanton Nursing and Rehabilitation Center	0	0	4	4	0	8
POWELL County Total:	0	0	4	4	0	8
SCOTT						
Dover Manor	0	6	10	20	0	36
Signature Healthcare of Georgetown	0	2	7	7	0	16
SCOTT County Total:	0	8	17	27	0	52
ADD: 15 Total	43	119	301	591	0	1,054
Statewide Total	398	950	2,075	3,959	5	7,387

Table 23 - Facility Resident Death Distribution- Personal Care Beds 2016

ADD / Facility	Under 65	65-74	75-84	Over 85	Unknown	Total
ADD:1						
CALLOWAY						
Fern Terrace of Murray	0	0	1	0	0	1
Gardens At Hickory Woods	0	0	0	0	0	0
CALLOWAY County Total:	0	0	1	0	0	1
CARLISLE						
Countryside Center	0	0	0	0	0	0
CARLISLE County Total:	0	0	0	0	0	0
GRAVES						
Autumn Ridge Personal Care	1	0	0	0	0	1
Fern Terrace of Mayfield	2	0	0	0	0	2
GRAVES County Total:	3	0	0	0	0	3
HICKMAN						
Clinton Hickman County Nursing Facility	0	0	0	0	0	0
Clinton Place	0	0	0	0	0	0
HICKMAN County Total:	0	0	0	0	0	0
MCCRACKEN						
Gaither Suites at West Park	0	0	2	0	0	2
MCCRACKEN County Total:	0	0	2	0	0	2
ADD: 1 Total	3	0	3	0	0	6
ADD:2						
CALDWELL						
Highland Homes, Inc.	0	0	0	0	0	0
CALDWELL County Total:	0	0	0	0	0	0
CHRISTIAN						
Christian County Manor	0	0	0	0	0	0
Christian Health Center, Hopkinsville	0	0	0	0	0	0
Pennyrile Home	0	0	0	0	0	0
CHRISTIAN County Total:	0	0	0	0	0	0
CRITTENDEN						
Crittenden County Health and Rehabilitation Center	0	0	0	0	0	0
CRITTENDEN County Total:	0	0	0	0	0	0
HOPKINS						
The Homestead	0	0	0	0	0	0
The Oaks PCH/Madisonville	0	0	0	0	0	0
HOPKINS County Total:	0	0	0	0	0	0

Table 23 - Facility Resident Death Distribution- Personal Care Beds 2016

ADD / Facility	Under 65	65-74	75-84	Over 85	Unknown	Total
LYON						
River's Bend Retirement Community	0	0	0	0	0	0
LYON County Total:	0	0	0	0	0	0
MUHLENBERG						
Diversicare of Greenville	0	0	0	0	0	0
Sparks Nursing Center	0	0	0	0	0	0
MUHLENBERG County Total:	0	0	0	0	0	0
TODD						
Hearthstone Place	0	0	0	0	0	0
TODD County Total:	0	0	0	0	0	0
TRIGG						
Trigg County Manor	0	1	0	1	0	2
TRIGG County Total:	0	1	0	1	0	2
ADD: 2 Total	0	1	0	1	0	2
ADD:3						
DAVIESS						
Bishop Soenneker Home	0	0	1	0	0	1
Carmel Home	0	0	1	7	0	8
Davco Rest Home	0	0	0	0	0	0
Fern Terrace of Owensboro	0	0	0	0	0	0
Owensboro Center	0	0	0	0	0	0
DAVIESS County Total:	0	0	2	7	0	9
HANCOCK						
The Oaks PCH/Lewisport	0	0	0	0	0	0
HANCOCK County Total:	0	0	0	0	0	0
HENDERSON						
Henderson Manor	0	0	0	0	0	0
HENDERSON County Total:	0	0	0	0	0	0
MCLEAN						
Sunny Acres	0	0	0	0	0	0
MCLEAN County Total:	0	0	0	0	0	0
OHIO						
Beaver Dam Nursing and Rehab Center	0	0	0	0	0	0
OHIO County Total:	0	0	0	0	0	0

Table 23 - Facility Resident Death Distribution- Personal Care Beds 2016

ADD / Facility	Under 65	65-74	75-84	Over 85	Unknown	Total
UNION						
Breckinridge Place	0	0	0	0	0	0
UNION County Total:	0	0	0	0	0	0
ADD: 3 Total	0	0	2	7	0	9
ADD:4						
ALLEN						
Cornerstone Manor	0	0	0	0	0	0
Scottsville Manor	0	1	1	0	0	2
ALLEN County Total:	0	1	1	0	0	2
BARREN						
NHC HealthCare, Glasgow	0	0	0	0	0	0
BARREN County Total:	0	0	0	0	0	0
EDMONSON						
Edmonson Center	0	0	0	0	0	0
EDMONSON County Total:	0	0	0	0	0	0
HART						
Hart County Manor	0	0	1	0	0	1
HART County Total:	0	0	1	0	0	1
METCALFE						
Harper's Home for the Aged	0	0	0	0	0	0
Metcalfe Health Care Center	0	0	0	0	0	0
METCALFE County Total:	0	0	0	0	0	0
MONROE						
Signature HealthCare of Monroe County Rehab	0	0	0	0	0	0
MONROE County Total:	0	0	0	0	0	0
SIMPSON						
Lewis Memorial Methodist Home	0	0	0	2	0	2
SIMPSON County Total:	0	0	0	2	0	2
WARREN						
Christian Health Center, Bowling Green	0	0	1	1	0	2
Fern Terrace of Bowling Green	0	0	0	0	0	0
WARREN County Total:	0	0	1	1	0	2
ADD: 4 Total	0	1	3	3	0	7
ADD:5						
GRAYSON						
Grayson Manor	0	0	0	1	0	1
GRAYSON County Total:	0	0	0	1	0	1

Table 23 - Facility Resident Death Distribution- Personal Care Beds 2016

ADD / Facility	Under 65	65-74	75-84	Over 85	Unknown	Total
HARDIN						
Signature Healthcare at North Hardin Rehab	0	0	0	0	0	0
HARDIN County Total:	0	0	0	0	0	0
MARION						
Loretto Motherhouse Infirmary	0	0	0	0	0	0
The Village of Lebanon II	0	0	0	0	0	0
MARION County Total:	0	0	0	0	0	0
MEADE						
Brandenburg Nursing and Rehabilitation	0	0	0	0	0	0
MEADE County Total:	0	0	0	0	0	0
NELSON						
Signature Healthcare At Colonial Rehab	0	0	0	0	0	0
Windsor Gardens CCRC	0	0	0	0	3	3
NELSON County Total:	0	0	0	0	3	3
WASHINGTON						
Sansbury Care Center	0	0	0	0	0	0
WASHINGTON County Total:	0	0	0	0	0	0
ADD: 5 Total	0	0	0	1	3	4
ADD:6						
BULLITT						
Colonial House of Shepherdsville	0	0	0	0	0	0
BULLITT County Total:	0	0	0	0	0	0
JEFFERSON						
Barton House of Louisville #1	0	0	1	2	0	3
Belmont Village	0	0	5	9	0	14
Brookdale Blankenbaker	0	1	7	16	0	24
Brookdale Stonestreet	0	0	0	1	0	1
Eastern Star Home in KY	0	0	0	1	0	1
Episcopal Church Home	0	0	0	2	0	2
Forest Springs Health Campus	0	0	0	3	0	3
Heartsong Memory Care	1	3	2	0	0	6
Little Sisters of the Poor - St. Joseph's Home	0	0	0	0	0	0
Louisville Protestant Altenheim	0	0	0	2	0	2
Masonic Home of Louisville	0	2	4	12	0	18
Morning Pointe Of Louisville At South Hurstbourne	0	0	1	9	0	10
Nazareth Home	0	0	1	4	0	5
Park Louisville	0	1	2	6	0	9

Table 23 - Facility Resident Death Distribution- Personal Care Beds 2016

ADD / Facility	Under 65	65-74	75-84	Over 85	Unknown	Total
Parr's at Springhurst	0	0	0	6	0	6
Rose Anna Hughes Home/Westminster	0	0	0	1	0	1
Sacred Heart Home of Louisville	0	0	0	0	0	0
Sunrise of Louisville	1	2	3	12	0	18
Symphony at Oaklawn	0	1	0	4	0	5
The Forum at Brookside	0	0	0	0	0	0
Treyton Oaks Towers	0	0	0	2	0	2
Wesley Manor	0	0	0	4	0	4
Westport Place Health Campus	0	0	1	1	0	2
JEFFERSON County Total:	2	10	27	97	0	136
SHELBY						
Colonial Hall Manor	3	0	0	0	0	3
Masonic Home of Shelbyville	0	0	0	1	0	1
SHELBY County Total:	3	0	0	1	0	4
ADD: 6 Total	5	10	27	98	0	140
ADD:7						
BOONE						
Colonial Gardens	0	0	1	12	0	13
BOONE County Total:	0	0	1	12	0	13
CAMPBELL						
Baptist Convalescent Center	0	0	0	0	0	0
Carmel Manor	0	0	1	1	0	2
CAMPBELL County Total:	0	0	1	1	0	2
CARROLL						
Carrollton Manor	0	0	0	0	0	0
Valley Haven Rest Home	0	0	0	0	0	0
CARROLL County Total:	0	0	0	0	0	0
GRANT						
Jonesville Rest Home	0	0	0	0	0	0
GRANT County Total:	0	0	0	0	0	0
KENTON						
Brookdale Edgewood	1	3	8	17	0	29
Covington Ladies Home	0	0	0	0	0	0
Ivy Knoll	0	0	0	0	0	0
Madonna Manor	0	0	0	2	0	2
Regency Manor	0	0	0	0	0	0
Regency Manor North	0	0	0	0	0	0

Table 23 - Facility Resident Death Distribution- Personal Care Beds 2016

ADD / Facility	Under 65	65-74	75-84	Over 85	Unknown	Total
St Charles Care Center	0	0	0	2	0	2
KENTON County Total:	1	3	8	21	0	33
PENDLETON						
Falmouth Nursing Home	0	1	0	0	0	1
The Front Gate	0	0	0	0	0	0
PENDLETON County Total:	0	1	0	0	0	1
ADD: 7 Total	1	4	10	34	0	49
ADD:9						
BATH						
Hilltop Manor	0	0	0	0	0	0
BATH County Total:	0	0	0	0	0	0
MENIFEE						
Edgewood Estates	0	0	0	2	0	2
MENIFEE County Total:	0	0	0	2	0	2
MORGAN						
West Liberty Nursing and Rehabilitation Center	0	0	0	0	0	0
MORGAN County Total:	0	0	0	0	0	0
ADD: 9 Total	0	0	0	2	0	2
ADD:10						
BOYD						
Artrips Personal Care Home	0	0	0	0	0	0
Hamilton's Personal Care Home	0	0	0	0	0	0
King's Daughters And Sons Home	0	0	0	0	0	0
BOYD County Total:	0	0	0	0	0	0
GREENUP						
Frasure's Personal Care Home	0	0	0	0	0	0
Morning Pointe Of Russell	0	0	2	6	0	8
Oakmont Manor	0	0	0	0	0	0
Russell Convalescent Home	0	0	0	0	0	0
Trinity Station Retirement Community	0	0	0	1	0	1
GREENUP County Total:	0	0	2	7	0	9
LAWRENCE						
The Jordan Center	0	0	0	0	0	0
LAWRENCE County Total:	0	0	0	0	0	0
ADD: 10 Total	0	0	2	7	0	9

Table 23 - Facility Resident Death Distribution- Personal Care Beds 2016

ADD / Facility	Under 65	65-74	75-84	Over 85	Unknown	Total
ADD:11						
JOHNSON						
Venture Home of Paintsville	0	1	0	0	0	1
JOHNSON County Total:	0	1	0	0	0	1
MAGOFFIN						
Salyersville Nursing and Rehabilitation Center	0	0	0	0	0	0
MAGOFFIN County Total:	0	0	0	0	0	0
MARTIN						
Martin County Health Care Facility	0	0	0	0	0	0
MARTIN County Total:	0	0	0	0	0	0
PIKE						
Good Shepherd Community Nursing Center	0	0	0	0	0	0
PIKE County Total:	0	0	0	0	0	0
ADD: 11 Total	0	1	0	0	0	1
ADD:12						
KNOTT						
Caney Creek Rehabilitation Complex	0	0	0	0	0	0
Golden Years Rest Home	0	1	0	0	0	1
KNOTT County Total:	0	1	0	0	0	1
OWSLEY						
Owsley County Health Care Center	0	0	0	0	0	0
OWSLEY County Total:	0	0	0	0	0	0
ADD: 12 Total	0	1	0	0	0	1
ADD:13						
BELL						
Generations Center of Middlesboro	0	0	0	0	0	0
BELL County Total:	0	0	0	0	0	0
HARLAN						
The Laurels	1	1	1	0	0	3
HARLAN County Total:	1	1	1	0	0	3
JACKSON						
Signature HealthCare at Jackson Manor	0	0	0	0	0	0
JACKSON County Total:	0	0	0	0	0	0
KNOX						
Christian Health Center - Corbin	0	0	0	0	0	0
KNOX County Total:	0	0	0	0	0	0
ADD: 13 Total	1	1	1	0	0	3

Table 23 - Facility Resident Death Distribution- Personal Care Beds 2016

ADD / Facility	Under 65	65-74	75-84	Over 85	Unknown	Total
ADD:14						
MCCREARY						
Cumberland Manor Rest Home	0	2	0	0	0	2
MCCREARY County Total:	0	2	0	0	0	2
PULASKI						
Crestview Personal Care	0	0	0	0	0	0
Somerview Personal Care Home	0	1	0	0	0	1
PULASKI County Total:	0	1	0	0	0	1
WAYNE						
Dishman Personal Care Home	0	1	0	0	0	1
Hicks' Golden Years Nursing Home	0	0	0	0	0	0
WAYNE County Total:	0	1	0	0	0	1
ADD: 14 Total	0	4	0	0	0	4
ADD:15						
ANDERSON						
Signature Healthcare at Heritage Hall Rehab	0	0	0	1	0	1
Sunset Hill Personal Care Home	1	0	0	0	0	1
ANDERSON County Total:	1	0	0	1	0	2
BOURBON						
Bourbon Heights	0	0	0	0	0	0
BOURBON County Total:	0	0	0	0	0	0
BOYLE						
McDowell Place of Danville	0	0	0	0	0	0
BOYLE County Total:	0	0	0	0	0	0
ESTILL						
Irvine Nursing and Rehabilitation	0	0	0	0	0	0
ESTILL County Total:	0	0	0	0	0	0
FAYETTE						
Brookdale Richmond Place	0	0	0	2	0	2
Central Ky Recovery Center Unit 1	0	0	0	0	0	0
Central KY Recovery Center Unit 2	0	0	0	0	0	0
Central Ky Recovery Center Unit 3	0	0	0	0	0	0
Lantern at Morning Pointe Alz and Memory Care	0	0	1	7	0	8
Lexington Country Place	0	0	0	0	0	0
Mayfair Village Retirement Center	0	0	0	0	0	0
Morning Pointe of Lexington	0	0	0	5	0	5
Morning Pointe of Lexington East	0	0	0	4	0	4

Table 23 - Facility Resident Death Distribution- Personal Care Beds 2016

ADD / Facility	Under 65	65-74	75-84	Over 85	Unknown	Total
Tanbark Health Care	0	0	1	1	0	2
The Breckinridge	0	0	2	3	0	5
The Legacy At The Willows	0	0	1	6	0	7
The Villa at Chevy Chase	0	0	0	0	0	0
The Willows at Hamburg	0	1	2	6	0	9
Willows at Citation	0	0	2	1	0	3
FAYETTE County Total:	0	1	9	35	0	45
FRANKLIN						
Morning Pointe of Frankfort	0	0	4	4	0	8
The Lantern at Morning Pointe of Frankfort	0	0	5	4	0	9
FRANKLIN County Total:	0	0	9	8	0	17
HARRISON						
Cedar Ridge Health Campus	0	0	0	1	0	1
Parkside Manor	0	0	0	0	0	0
Shady Lawn Home	0	0	0	0	0	0
HARRISON County Total:	0	0	0	1	0	1
JESSAMINE						
Bridgepointe At Ashgrove Woods	0	0	1	3	0	4
Rose Terrace Lodge	0	0	0	0	0	0
Wesley Village	0	0	0	5	0	5
JESSAMINE County Total:	0	0	1	8	0	9
LINCOLN						
Waynesburg Manor	0	0	0	0	0	0
LINCOLN County Total:	0	0	0	0	0	0
MADISON						
Morning Pointe of Richmond	0	1	1	1	0	3
Telford Terrace	0	0	0	0	0	0
MADISON County Total:	0	1	1	1	0	3
POWELL						
Stanton Nursing and Rehabilitation Center	0	0	0	0	0	0
POWELL County Total:	0	0	0	0	0	0
SCOTT						
Dover Manor	0	0	0	0	0	0
SCOTT County Total:	0	0	0	0	0	0

Table 23 - Facility Resident Death Distribution- Personal Care Beds 2016

ADD / Facility	Under 65	65-74	75-84	Over 85	Unknown	Total
WOODFORD						
Taylor Manor Nursing Home	0	0	0	2	0	2
WOODFORD County Total:	0	0	0	2	0	2
ADD: 15 Total	1	2	20	56	0	79
Statewide Total	11	25	68	209	3	316

Table 24 - Facility Resident Death Distribution- Nursing Home (CCRC) Beds 2016

ADD / Facility	Under 65	65-74	75-84	Over 85	Unknown	Total
ADD:2						
CHRISTIAN						
Christian Health Center, Hopkinsville	0	0	0	1	0	1
CHRISTIAN County Total:	0	0	0	1	0	1
LYON						
River's Bend Retirement Community	0	0	0	0	0	0
LYON County Total:	0	0	0	0	0	0
ADD: 2 Total	0	0	0	1	0	1
ADD:3						
UNION						
Breckinridge Place	0	0	0	0	0	0
UNION County Total:	0	0	0	0	0	0
ADD: 3 Total	0	0	0	0	0	0
ADD:4						
WARREN						
Christian Health Center, Bowling Green	0	1	0	3	0	4
WARREN County Total:	0	1	0	3	0	4
ADD: 4 Total	0	1	0	3	0	4
ADD:5						
MARION						
The Village of Lebanon II	0	0	0	8	0	8
MARION County Total:	0	0	0	8	0	8
NELSON						
Windsor Gardens CCRC	0	0	0	0	16	16
NELSON County Total:	0	0	0	0	16	16
ADD: 5 Total	0	0	0	8	16	24
ADD:6						
JEFFERSON						
Christian Health Center of Louisville	0	0	0	0	0	0
Episcopal Church Home	0	0	1	7	0	8
Louisville Protestant Altenheim	0	0	0	6	0	6
Sacred Heart Home of Louisville	0	0	0	0	0	0
The Forum at Brookside	0	0	0	3	0	3
JEFFERSON County Total:	0	0	1	16	0	17
ADD: 6 Total	0	0	1	16	0	17

Table 24 - Facility Resident Death Distribution- Nursing Home (CCRC) Beds 2016

ADD / Facility	Under 65	65-74	75-84	Over 85	Unknown	Total
ADD:7						
KENTON						
Madonna Manor	0	0	0	2	0	2
KENTON County Total:	0	0	0	2	0	2
ADD: 7 Total	0	0	0	2	0	2
ADD:10						
GREENUP						
Trinity Station Retirement Community	0	2	1	2	0	5
GREENUP County Total:	0	2	1	2	0	5
ADD: 10 Total	0	2	1	2	0	5
ADD:13						
KNOX						
Christian Health Center - Corbin	0	0	1	3	0	4
KNOX County Total:	0	0	1	3	0	4
LAUREL						
Laurel Heights Home for the Elderly	0	0	1	2	0	3
LAUREL County Total:	0	0	1	2	0	3
ADD: 13 Total	0	0	2	5	0	7
ADD:14						
PULASKI						
The Neighborhood Nursing Facility	0	0	1	6	0	7
PULASKI County Total:	0	0	1	6	0	7
ADD: 14 Total	0	0	1	6	0	7
ADD:15						
FAYETTE						
Sayre Christian Village Nursing Home	0	0	0	13	0	13
FAYETTE County Total:	0	0	0	13	0	13
HARRISON						
Cedar Ridge Health Campus	0	0	0	3	0	3
HARRISON County Total:	0	0	0	3	0	3
JESSAMINE						
Wesley Village	0	0	0	14	0	14
JESSAMINE County Total:	0	0	0	14	0	14

Table 24 - Facility Resident Death Distribution- Nursing Home (CCRC) Beds 2016

ADD / Facility	Under 65	65-74	75-84	Over 85	Unknown	Total
MADISON						
Telford Terrace	0	0	1	8	0	9
MADISON County Total:	0	0	1	8	0	9
ADD: 15 Total	0	0	1	38	0	39
Statewide Total	0	3	6	81	16	106

Table 25 - Facility Resident Death Distribution- Nursing Home (Non-CCRC) Beds 2016

ADD / Facility	Under 65	65-74	75-84	Over 85	Unknown	Total
ADD:3						
DAVIESS						
Hermitage Care and Rehabilitation Center	1	0	3	14	0	18
DAVIESS County Total:	1	0	3	14	0	18
WEBSTER						
Shemwell Nursing Home	0	0	0	0	0	0
WEBSTER County Total:	0	0	0	0	0	0
ADD: 3 Total	1	0	3	14	0	18
ADD:5						
MARION						
The Village of Lebanon II	0	1	2	14	0	17
MARION County Total:	0	1	2	14	0	17
ADD: 5 Total	0	1	2	14	0	17
ADD:15						
BOURBON						
Bourbon Heights	1	3	2	10	0	16
BOURBON County Total:	1	3	2	10	0	16
WOODFORD						
Taylor Manor Nursing Home	0	1	0	21	0	22
WOODFORD County Total:	0	1	0	21	0	22
ADD: 15 Total	1	4	2	31	0	38
Statewide Total	2	5	7	59	0	73

Table 26 - Facility Resident Death Distribution- Intermediate Care Beds 2016

ADD / Facility	Under 65	65-74	75-84	Over 85	Unknown	Total
ADD:3						
WEBSTER						
Shemwell Nursing Home	0	0	0	0	0	0
WEBSTER County Total:	0	0	0	0	0	0
ADD: 3 Total	0	0	0	0	0	0
ADD:4						
WARREN						
Christian Health Center, Bowling Green	0	0	0	4	0	4
WARREN County Total:	0	0	0	4	0	4
ADD: 4 Total	0	0	0	4	0	4
ADD:6						
JEFFERSON						
Eastern Star Home in KY	0	1	2	9	0	12
Louisville Protestant Altenheim	0	0	2	6	0	8
The Forum at Brookside	0	0	0	0	0	0
JEFFERSON County Total:	0	1	4	15	0	20
ADD: 6 Total	0	1	4	15	0	20
ADD:15						
HARRISON						
Cedar Ridge Health Campus	0	1	0	2	0	3
HARRISON County Total:	0	1	0	2	0	3
JESSAMINE						
Wesley Village	0	0	0	0	0	0
JESSAMINE County Total:	0	0	0	0	0	0
MADISON						
Telford Terrace	0	0	0	0	0	0
MADISON County Total:	0	0	0	0	0	0
WOODFORD						
Taylor Manor Nursing Home	0	0	0	7	0	7
WOODFORD County Total:	0	0	0	7	0	7
ADD: 15 Total	0	1	0	9	0	10
Statewide Total	0	2	4	28	0	34

Table 27 - Facility Resident Death Distribution- Alzheimer Facility Beds 2016

ADD / Facility	Under 65	65-74	75-84	Over 85	Unknown	Total
ADD:3						
DAVISS						
Wellington Parc of Owensboro	0	2	7	9	0	18
DAVISS County Total:	0	2	7	9	0	18
ADD: 3 Total	0	2	7	9	0	18
ADD:4						
WARREN						
Magnolia Village Care	1	1	8	20	0	30
WARREN County Total:	1	1	8	20	0	30
ADD: 4 Total	1	1	8	20	0	30
Statewide Total	1	3	15	29	0	48

Table 28 - Facility Resident Death Distribution- ICF/IID Beds 2016

ADD / Facility	Under 65	65-74	75-84	Over 85	Unknown	Total
ADD:2						
CHRISTIAN						
Outwood ICF/IID	0	0	0	0	0	0
CHRISTIAN County Total:	0	0	0	0	0	0
ADD: 2 Total	0	0	0	0	0	0
ADD:3						
DAVISS						
Wendell Foster's Campus for Developmental Disabilities	1	0	0	0	0	1
DAVISS County Total:	1	0	0	0	0	1
ADD: 3 Total	1	0	0	0	0	1
ADD:6						
BULLITT						
Meadows ICF/IID	0	0	0	0	0	0
BULLITT County Total:	0	0	0	0	0	0
HENRY						
Cedar Lake Lodge Park Place I	0	0	0	0	0	0
Cedar Lake Lodge Park Place II	0	0	0	0	0	0
HENRY County Total:	0	0	0	0	0	0
JEFFERSON						
Bingham Gardens	0	0	0	0	0	0
Del Maria ICF/IID	0	0	0	0	0	0
Hazelwood Center	5	3	0	0	0	8
JEFFERSON County Total:	5	3	0	0	0	8
OLDHAM						
Cedar Lake Lodge	3	2	0	0	0	5
Windsong ICF/IID	0	0	0	0	0	0
OLDHAM County Total:	3	2	0	0	0	5
ADD: 6 Total	8	5	0	0	0	13
ADD:14						
PULASKI						
Oakwood ICF/IID Unit 1	3	0	0	0	0	3
Oakwood ICF/IID Unit 2	0	0	0	0	0	0
Oakwood ICF/IID Unit 3	0	0	0	0	0	0
Oakwood ICF/IID Unit 4	0	0	0	0	0	0
PULASKI County Total:	3	0	0	0	0	3
ADD: 14 Total	3	0	0	0	0	3
Statewide Total	12	5	0	0	0	17

*Kentucky Annual
Long-Term Care Services Report*



*Section V
Nursing Facility by ADD*

Table 29 - Nursing Facility By ADD 2016

ADD / Facility	Licensed Beds	Beginning Census	Admissions	Discharges	Deaths	Ending Census	Total Patient Days	Occupancy Percentage
ADD:1								
Baptist Health Paducah	24	10	400	375	21	14	4,113	46.82%
Barkley Center	86	71	128	129	11	59	25,752	81.81%
Calvert City Convalescent Center	95	86	83	43	36	90	32,836	94.44%
Clinton Hickman County Nursing Facility	46	43	38	21	18	42	14,930	88.68%
Clinton Place	88	77	48	33	17	75	27,450	85.23%
Countryside Center	53	42	76	64	11	43	16,303	84.04%
Diversicare of Fulton	60	41	49	36	8	46	17,684	80.53%
Green Acres Health Care	73	68	83	67	26	58	22,209	83.12%
Heritage Manor Healthcare Center	100	72	208	184	34	62	25,476	69.61%
Lake Way Nursing and Rehabilitation Center	96	89	138	94	42	91	32,706	93.08%
Life Care Center of LaCenter	70	59	116	99	17	59	20,887	81.53%
McCracken Nursing and Rehabilitation Center	103	68	173	156	24	61	22,360	59.31%
Mills Health and Rehab Center	98	92	189	160	28	93	33,820	94.29%
Oakview Nursing and Rehabilitation Center	100	62	88	58	32	60	25,640	70.05%
Parkview Nursing and Rehabilitation Center (Paducah)	228	197	546	469	93	181	67,472	80.86%
Spring Creek Health Care	226	139	428	362	67	138	49,169	59.44%
Superior Care Home	108	82	420	361	51	90	33,483	84.71%
ADD: 1 Total	1,654	1,298	3,211	2,711	536	1,262	472,290	78.02%
ADD:2								
Baptist Health Transitional Care	20	11	326	314	11	12	4,423	60.42%
Bradford Heights Health & Rehab Center	100	70	310	287	19	74	27,105	74.06%
Brighton Cornerstone Health Care	66	59	84	75	15	53	20,853	86.56%
Christian Care Center of Kuttawa	65	58	77	48	25	62	21,577	90.70%
Christian Health Center, Hopkinsville	112	105	238	202	36	105	37,276	90.93%
Christian Heights Nursing and Rehabilitation Center	60	44	25	24	9	36	15,516	70.66%
Covington Convalescent Center	72	64	89	66	19	68	23,512	89.22%
Crittenden County Health and Rehabilitation Center	101	70	75	43	32	70	25,180	68.12%
Dawson Springs Health And Rehab Ctr	59	57	35	24	15	53	20,622	95.50%
Diversicare of Greenville	62	61	133	121	17	56	21,442	94.49%
Hearthstone Place	60	40	102	76	13	53	16,196	73.75%
Hillside Center	71	57	128	119	13	53	20,382	78.43%
Joseph Eddie Ballard Western Kentucky Veterans Center	156	117	61	18	55	105	44,884	78.83%
Kindred Nursing and Rehabilitation-Maple	97	90	190	161	25	94	33,082	93.18%

Table 29 - Nursing Facility By ADD 2016

ADD / Facility	Licensed Beds	Beginning Census	Admissions	Discharges	Deaths	Ending Census	Total Patient Days	Occupancy Percentage
NHC HealthCare, Madisonville	94	83	188	155	31	85	31,072	90.32%
Owensboro Health Muhlenberg Community Hospital Long Term Care	45	38	149	129	21	37	13,731	83.37%
Princeton Health and Rehab Center	104	70	136	112	34	60	23,540	61.84%
Ridgewood Terrace Nursing Home	110	107	171	136	39	103	38,498	95.62%
River's Bend Retirement Community	40	39	42	32	12	37	13,829	94.46%
Salem Springlake Health and Rehabilitation Center	75	55	60	47	15	53	19,534	71.16%
Shady Lawn Nursing and Rehabilitation Center	50	44	31	27	13	35	13,233	72.31%
Tradewater Pointe	60	56	60	37	23	56	19,943	90.82%
Western State Nursing Facility	144	116	11	8	10	109	39,901	75.71%
ADD: 2 Total	1,823	1,511	2,721	2,261	502	1,469	545,331	81.76%
ADD:3								
Beaver Dam Nursing and Rehab Center	58	56	95	74	21	56	20,196	95.14%
Breckinridge Place	16	16	8	8	0	16	5,766	98.46%
Carmel Home	36	36	27	9	21	33	12,841	97.46%
Fordsville Nursing and Rehabilitation Center	67	59	129	117	8	63	23,058	94.03%
Heartland Villa Care and Rehabilitation Center Community	45	45	71	63	14	39	15,323	93.04%
Henderson Nursing and Rehabilitation Center	90	66	73	65	12	62	23,349	70.88%
Hermitage Care and Rehabilitation Center	70	60	82	67	28	47	17,202	67.14%
Morganfield Nursing and Rehabilitation Center	60	51	147	131	18	49	19,556	89.05%
Owensboro Center	145	125	195	139	61	120	44,880	84.57%
Owensboro Health	30	20	734	720	8	26	7,240	65.94%
Redbanks	222	182	241	189	49	185	65,166	80.20%
Redbanks Colonial Terrace	87	79	107	86	26	74	27,785	87.26%
Riverside Care & Rehab Ctr	79	73	66	48	25	66	24,849	85.94%
Signature Healthcare at Hillcrest	156	128	271	227	51	121	45,029	78.87%
Signature Healthcare of Hartford Rehab and Wellness	110	85	125	99	25	86	33,067	82.13%
Twin Rivers Nursing and Rehab Center	132	105	98	62	25	116	39,453	81.66%
Wellington Parc of Owensboro	20	20	7	1	6	20	7,243	98.95%
ADD: 3 Total	1,423	1,206	2,476	2,105	398	1,179	432,003	82.95%
ADD:4								
Auburn Health Care	66	54	59	45	12	56	18,482	76.51%
Bowling Green Nursing and Rehabilitation	66	57	131	106	22	60	21,288	88.13%
Cal Turner Rehab and Specialty Care	110	107	99	64	36	106	38,991	96.85%

Table 29 - Nursing Facility By ADD 2016

ADD / Facility	Licensed Beds	Beginning Census	Admissions	Discharges	Deaths	Ending Census	Total Patient Days	Occupancy Percentage
Christian Health Center, Bowling Green	22	17	149	136	8	22	7,287	90.50%
Colonial Center	48	46	54	45	7	48	16,884	96.37%
Creekwood Place Nursing and Rehab Center	104	86	327	289	28	96	33,631	88.35%
Diversicare of Glasgow	94	90	177	148	28	91	30,809	89.55%
Edmonson Center	74	69	116	91	22	72	25,507	94.18%
Franklin-Simpson Nursing and Rehabilitation	98	76	216	191	21	80	29,931	83.45%
Glasgow Health and Rehabilitation Center	68	58	91	70	19	60	20,844	83.75%
Glasgow State Nursing Facility	100	71	19	10	9	71	25,889	70.73%
Glenview Health Care Facility	60	55	48	31	23	49	19,925	90.73%
Greenwood Nursing and Rehabilitation	128	125	566	525	52	114	45,147	96.37%
Hopkins Center	50	49	62	44	19	48	17,440	95.30%
Metcalfe Health Care Center	71	68	51	34	15	70	24,923	95.91%
Morgantown Care and Rehabilitation Center	122	116	158	123	43	108	41,709	93.41%
NHC HealthCare, Glasgow	194	163	327	253	60	177	62,468	87.98%
Signature Healthcare Bowling Green	176	136	215	179	32	140	51,175	79.44%
Signature Healthcare of Hart County	104	94	125	100	31	88	32,430	85.20%
Signature HealthCare of Monroe County Rehab	104	98	149	132	19	96	34,580	90.85%
T J Samson Community Hospital Skilled Nursing Unit	16	6	306	298	4	10	3,854	65.81%
ADD: 4 Total	1,875	1,641	3,445	2,914	510	1,662	603,194	87.90%
ADD:5								
Brandenburg Nursing and Rehabilitation	57	49	56	42	12	51	18,827	90.25%
Breckinridge Memorial Nursing Facility	18	18	9	1	8	18	6,442	97.78%
Cedars Of Lebanon Nursing Center	81	72	63	51	17	67	26,948	90.90%
Elizabethtown Nursing and Rehab	65	56	168	136	30	58	21,320	89.62%
Flaget Memorial Hospital NF	12	9	326	325	3	7	3,232	73.59%
Grayson Manor	72	62	176	139	29	70	25,320	96.08%
Hardinsburg Nursing and Rehabilitation	63	56	55	36	14	61	21,998	95.40%
Helmwood Healthcare Center	60	57	145	93	52	57	20,862	95.00%
Kensington Center	82	76	369	348	24	73	28,218	94.02%
Life Care Center of Bardstown	100	79	237	186	31	99	36,135	98.73%
Loretto Motherhouse Infirmary	63	57	32	13	22	54	21,788	94.49%
Nursing Facility of Hardin Memorial Hospital	15	14	401	403	2	10	4,333	78.93%
Sansbury Care Center	48	46	19	14	5	46	17,078	97.21%
Signature Healthcare At Colonial Rehab	65	60	128	112	13	63	21,962	92.32%
Signature Healthcare at North Hardin Rehab	148	119	322	287	34	120	42,887	79.17%

Table 29 - Nursing Facility By ADD 2016

ADD / Facility	Licensed Beds	Beginning Census	Admissions	Discharges	Deaths	Ending Census	Total Patient Days	Occupancy Percentage
Signature Healthcare of Elizabethtown	112	80	274	242	32	80	30,064	73.34%
Spring View Health and Rehab Center	71	60	187	174	14	59	22,901	88.13%
Springfield Nursing and Rehabilitation Center	70	69	50	41	18	60	22,806	89.02%
Sunrise Manor Nursing Home	137	120	250	189	53	128	45,805	91.35%
Village of Lebanon II	16	15	16	11	4	16	5,597	95.58%
ADD: 5 Total	1,355	1,174	3,283	2,843	417	1,197	444,523	89.63%
ADD:6								
Baptist Health La Grange	30	16	229	220	13	12	5,815	52.96%
Brownsboro Hills Nursing Home	96	83	125	114	13	81	30,786	87.62%
Christian Health Center of Louisville	118	106	425	420	35	76	39,607	91.71%
Christian Health Center West	92	87	92	80	15	84	29,899	88.79%
Clifton Oaks Care Center	110	96	181	166	19	92	34,395	85.43%
Crestview Center	58	50	239	210	21	58	19,621	92.43%
Diversicare of Seneca Place	107	84	255	223	37	79	28,914	73.83%
Episcopal Church Home	93	84	515	359	159	81	29,936	87.95%
Essex Nursing and Rehabilitation Center	128	116	218	158	61	115	42,059	89.78%
Forest Springs Health Campus	58	34	405	370	22	47	17,584	82.83%
Franciscan Health Care Center	85	81	913	876	41	77	30,418	97.78%
Friendship Manor Nursing Home	128	126	178	142	41	121	45,416	96.94%
Georgetown Manor	120	100	158	135	22	101	37,730	85.91%
Glen Ridge Health Campus	70	39	778	735	17	65	21,599	84.31%
Green Meadows Healthcare Center 1	122	96	239	192	41	102	37,039	82.95%
Highlands Nursing and Rehabilitation Center (Louisville)	154	140	320	312	19	129	48,993	86.92%
Hillcreek Rehabilitation and Care	172	138	146	126	18	140	51,240	81.40%
Home of the Innocents	76	72	70	64	2	76	27,086	97.38%
Jefferson Manor Health and Rehab	100	91	241	217	31	84	31,378	85.73%
Kindred Hospital - Louisville	47	46	31	21	10	46	16,992	98.78%
Klondike Center	62	59	186	177	11	57	21,546	94.95%
Little Sisters of the Poor - St. Joseph's Home	35	35	8	2	6	35	12,685	99.02%
Louisville East Post Acute	178	142	306	267	37	144	53,126	81.55%
Masonic Home of Louisville	167	132	739	680	61	130	46,703	76.41%
Masonic Home of Shelbyville	117	102	335	293	43	101	35,792	83.58%
Nazareth Home	118	101	550	447	88	116	41,358	95.76%
Oaklawn Nursing and Rehab	130	86	1,362	1,312	28	108	32,249	67.78%
Park Terrace Health Campus	88	86	754	740	31	69	29,962	93.03%

Table 29 - Nursing Facility By ADD 2016

ADD / Facility	Licensed Beds	Beginning Census	Admissions	Discharges	Deaths	Ending Census	Total Patient Days	Occupancy Percentage
Parkway Medical Center	252	227	755	673	80	229	84,032	91.11%
Providence New Castle	60	52	51	33	16	54	20,384	92.82%
Providence Richwood	120	104	110	83	29	102	37,332	85.00%
Regency Rehabilitation and Nursing Center	110	98	275	243	30	100	36,788	91.38%
Regis Woods Care and Rehabilitation Center	186	167	354	341	22	158	57,828	84.95%
Rivers Edge Nursing and Rehabilitation Center	100	82	35	18	12	87	31,155	85.12%
Rockford Health and Rehabilitation Center	110	92	326	295	24	99	33,982	84.41%
Sacred Heart Home of Louisville	115	81	247	193	52	83	29,275	69.55%
Signature Health Care of East Louisville	128	110	400	346	52	112	42,871	91.51%
Signature Health Care of South Louisville	100	73	610	570	34	79	29,371	80.25%
Signature Health Care of Spencer County	120	109	134	111	37	95	37,336	85.01%
Signature Health Care of Trimble County	60	51	114	85	25	55	17,075	77.76%
Signature Healthcare at Jefferson Place Rehab	95	87	772	737	44	78	31,288	89.99%
Signature Healthcare at St's Mary & Elizabeth Hosp	20	18	426	423	6	15	5,475	74.80%
Signature Healthcare of Cherokee Park	84	78	367	364	12	69	27,548	89.60%
Springhurst Health and Rehab	90	75	220	195	31	69	25,624	77.79%
St Matthews Care Center	125	107	210	180	17	120	41,296	90.26%
Summerfield Health and Rehabilitation Center	165	137	452	425	35	129	51,415	85.14%
The Forum at Brookside	40	40	133	123	19	31	13,457	91.92%
The Good Samaritan Society-Jeffersontown	98	70	126	100	17	79	27,354	76.26%
Treyton Oaks Towers	60	47	225	196	28	48	16,753	76.29%
Wesley Manor	68	61	73	47	25	62	22,301	89.61%
Westminster Terrace	104	95	276	232	47	92	33,162	87.12%
Westport Care Center	145	138	63	44	22	135	49,749	93.74%
Westport Place Health Campus	62	50	543	513	29	51	19,025	83.84%
ADD: 6 Total	5,476	4,677	17,295	15,628	1,687	4,657	1,721,804	85.91%
ADD:7								
Baptist Convalescent Center	167	161	183	100	79	165	57,988	94.87%
Bridgepoint Care and Rehabilitation Center	151	141	369	331	48	131	47,751	86.40%
Carmel Manor	65	61	52	14	35	64	20,617	86.66%
Coldspring Transitional Care Center	143	98	604	534	51	117	41,519	79.33%
Florence Park Care Center	150	134	196	162	48	120	48,563	88.46%
Grant Center	95	91	213	194	18	92	33,479	96.29%
Green Valley Health and Rehabilitation Center	78	68	92	70	26	64	24,240	84.91%
Highlandspring of Ft Thomas	140	114	475	398	66	125	45,356	88.52%
Madonna Manor	59	52	289	242	40	59	20,470	94.79%

Table 29 - Nursing Facility By ADD 2016

ADD / Facility	Licensed Beds	Beginning Census	Admissions	Discharges	Deaths	Ending Census	Total Patient Days	Occupancy Percentage
Owenton Center	100	94	95	63	29	97	34,531	94.35%
Providence Gallatin	120	84	114	63	35	100	36,641	83.43%
Providence Pavilion	82	69	262	234	22	75	27,257	90.82%
River Valley Nursing Home	60	60	40	15	27	58	21,740	99.00%
Rosedale Green	210	198	262	199	77	184	70,848	92.18%
St Elizabeth Florence SNF	16	16	459	461	0	14	5,142	87.81%
St. Elizabeth FT Thomas SNF	26	14	462	464	0	12	5,572	58.55%
Village Care Center	100	94	176	135	44	91	34,004	92.91%
Villaspring of Erlanger	140	128	745	705	38	130	48,173	94.01%
Woodcrest Nursing and Rehabilitation Center	127	106	416	377	39	106	38,006	81.76%
ADD: 7 Total	2,029	1,783	5,504	4,761	722	1,804	661,897	89.13%
ADD:8								
Bracken County Nursing and Rehabilitation Center	32	26	68	60	5	29	10,319	88.11%
Maysville Nursing and Rehabilitation Facility	130	127	232	191	52	116	45,301	95.21%
Pioneer Trace Nursing Home	92	80	63	45	17	81	27,539	81.79%
Robertson County Health Care Facility	60	59	61	44	23	53	19,164	87.27%
Vanceburg Rehabilitation and Care	94	89	83	67	18	87	32,872	95.55%
ADD: 8 Total	408	381	507	407	115	366	135,195	90.54%
ADD:9								
Edgewood Estates	60	60	25	13	14	58	21,726	98.93%
Life Care Center of Morehead	97	82	231	193	32	88	32,131	90.50%
Ridgeway Nursing and Rehabilitation	99	90	94	69	26	89	33,486	92.42%
St. Claire Medical Center TCU	10	3	210	169	36	8	2,002	54.70%
West Liberty Nursing and Rehabilitation Center	48	43	35	27	8	43	16,121	91.76%
Windsor Care Center	144	131	294	261	36	128	49,264	93.47%
ADD: 9 Total	458	409	889	732	152	414	154,730	92.31%
ADD:10								
Boyd Nursing and Rehabilitation Center	60	57	140	127	15	55	20,397	92.88%
Carter Nursing and Rehabilitation Center	120	114	189	165	24	114	42,394	96.53%
Elliott Nursing and Rehabilitation Center	75	69	171	154	17	69	26,353	96.00%
King's Daughters Medical Center	20	4	176	166	0	14	2,739	62.25%
Kingsbrook Lifecare Center	137	142	649	632	28	131	48,703	93.78%
Oakmont Manor	85	80	209	185	27	77	29,614	95.19%
South Shore Nursing and Rehabilitation Center	60	49	83	69	11	52	18,252	83.11%
The Jordan Center	104	94	71	60	16	89	33,140	87.06%
Woodland Oaks Health Care Facility	110	108	264	226	36	110	38,988	96.84%

Table 29 - Nursing Facility By ADD 2016

ADD / Facility	Licensed Beds	Beginning Census	Admissions	Discharges	Deaths	Ending Census	Total Patient Days	Occupancy Percentage
Wurtland Nursing and Rehabilitation Center	126	108	247	226	19	110	39,873	86.46%
ADD: 10 Total	897	825	2,199	2,010	193	821	300,453	91.83%
ADD:11								
Good Shepherd Community Nursing Center	118	76	229	209	14	82	29,717	68.81%
Highlands Regional Medical Center (Prestonsburg)	18	0	0	0	0	0	0	0.00%
Martin County Health Care Facility	65	60	109	101	6	62	21,753	91.44%
Mountain Manor of Paintsville	126	122	249	225	30	116	43,529	94.39%
Mountain View Health Care Center	106	83	244	201	32	94	33,960	87.53%
Parkview Nursing and Rehabilitation Center (Pikeville)	120	111	262	227	32	114	42,675	97.17%
Prestonsburg Health Care Center	56	50	106	88	16	52	18,949	92.45%
Riverview Health Care Center	121	112	146	124	26	108	39,993	90.31%
Salyersville Nursing and Rehabilitation Center	142	121	201	180	25	117	44,394	85.42%
Signature Health Care of Pikeville	106	104	197	179	26	96	36,262	93.47%
Williamson ARH Nursing Facility	35	24	137	116	18	27	9,184	71.69%
ADD: 11 Total	1,013	863	1,880	1,650	225	868	320,416	86.42%
ADD:12								
Hazard Health and Rehabilitation Center	200	194	354	332	21	195	70,522	96.34%
Hyden Health and Rehabilitation Center	94	94	150	140	11	93	33,892	98.51%
Knott County Health and Rehabilitation Center	92	90	72	63	11	88	33,266	98.79%
Lee County Care and Rehabilitation Center	109	101	176	163	13	101	37,328	93.57%
Letcher Manor	142	119	318	294	13	130	44,019	84.70%
Nim Henson Geriatric Center	120	71	53	41	15	68	25,156	57.28%
Owsley County Health Care Center	91	76	220	200	14	82	29,382	88.22%
Paul E Patton Eastern Ky Veterans Center	120	110	61	29	30	112	39,061	88.94%
Wolfe County Health and Rehabilitation Center	100	96	98	73	23	98	35,909	98.11%
ADD: 12 Total	1,068	951	1,502	1,335	151	967	348,535	89.16%
ADD:13								
Barbourville Health and Rehabilitation Center	135	130	111	78	32	131	48,319	97.79%
Christian Health Center - Corbin	100	93	139	103	41	88	33,617	91.85%
Corbin Health and Rehabilitation Center	100	96	183	159	23	97	35,359	96.61%
Harlan Health and Rehabilitation Center	143	135	207	162	38	142	51,389	98.19%
Hillcrest Health and Rehabilitation Center	120	118	182	142	38	120	42,573	96.93%
Laurel Creek Health Care Center	106	97	174	162	20	89	32,934	84.89%
Laurel Heights Home for the Elderly	143	140	83	35	48	140	51,887	99.14%
Middlesboro Health Care Facility	95	90	133	94	36	93	33,680	96.87%

Table 29 - Nursing Facility By ADD 2016

ADD / Facility	Licensed Beds	Beginning Census	Admissions	Discharges	Deaths	Ending Census	Total Patient Days	Occupancy Percentage
Mountain View Nursing and Rehab Ctr	115	87	85	89	16	67	27,079	64.34%
Pineville Community Hospital	30	23	191	173	12	29	8,931	81.34%
Rockcastle Health and Rehabilitation Center	104	94	154	129	24	95	34,424	90.44%
Rockcastle Regional Hospital and Respiratory Care	99	88	121	89	23	97	34,456	97.88%
Signature HealthCare at Jackson Manor	51	50	70	54	18	48	17,783	95.27%
The Heritage	85	79	171	155	14	81	29,772	95.70%
Tri-Cities Nursing and Rehabilitation Center	85	64	218	184	24	74	27,314	87.80%
Williamsburg Health and Rehabilitation Center	125	117	140	136	1	120	44,767	97.85%
ADD: 13 Total	1,636	1,501	2,362	1,944	408	1,511	554,284	92.73%
ADD:14								
Campbellsville Nursing and Rehabilitation	67	60	130	107	23	60	22,178	90.44%
Clinton County Care and Rehabilitation Center	52	47	74	63	9	49	18,328	96.30%
Cumberland Nursing and Rehabilitation Center	93	87	227	201	27	86	32,617	95.83%
Fair Oaks Health Systems	114	114	72	40	32	114	41,343	99.09%
Green Hill Rehabilitation and Care	118	95	178	142	26	105	36,780	85.16%
Hicks' Golden Years Nursing Home	59	59	25	6	21	57	21,316	98.71%
Lake Cumberland Regional Hospital	12	11	223	216	6	12	3,858	87.84%
Liberty Care and Rehabilitation Center	97	94	83	69	17	91	34,013	95.81%
McDowell Skilled Nursing Facility	5	0	0	0	0	0	0	0.00%
Signature Healthcare At Summit Manor Rehab	104	98	152	126	29	95	35,506	93.28%
Signature Healthcare of McCreary County Rehab	60	59	78	65	19	53	20,768	94.57%
Somerset Nursing and Rehabilitation Facility	123	116	139	116	26	113	41,725	92.69%
Somerwoods Nursing and Rehabilitation	166	146	177	141	57	125	48,681	80.13%
The Grandview Nursing and Rehabilitation Facility	81	79	113	91	25	76	27,797	93.76%
ADD: 14 Total	1,151	1,065	1,671	1,383	317	1,036	384,910	91.37%
ADD:15								
Berea Health Care Center	84	73	116	89	23	77	27,854	90.60%
Bluegrass Care and Rehabilitation Center	124	109	156	132	36	97	38,391	84.59%
Bourbon Heights	67	66	24	3	20	67	24,289	99.05%
Bradford Square Rehabilitation and Nursing Center	100	94	281	241	41	93	34,726	94.88%
Brookdale Richmond Place SNF	120	86	756	747	35	60	30,594	69.66%
Cambridge Place	108	103	64	38	23	106	37,668	89.12%
Cardinal Hill Rehab Unit	74	33	1,081	1,080	2	32	13,483	49.78%
Cedar Ridge Health Campus	48	48	134	125	15	42	16,761	95.41%
Charleston Health Care Center	90	87	107	84	27	83	31,830	96.63%
Christian Care Center of Lancaster	96	94	115	84	31	94	34,290	97.59%

Table 29 - Nursing Facility By ADD 2016

ADD / Facility	Licensed Beds	Beginning Census	Admissions	Discharges	Deaths	Ending Census	Total Patient Days	Occupancy Percentage
Clark Regional Medical Center Transitional Care Unit	25	21	269	272	1	17	7,629	83.61%
Danville Center For Health	106	93	122	87	29	99	35,882	92.49%
Diversicare of Nicholasville	73	61	78	71	11	57	21,386	80.04%
Dover Manor	85	78	56	18	36	80	30,100	96.75%
Eastern State Hosp Long Term Acquired Brain Injury	44	18	8	10	0	16	6,176	38.35%
Edgemont Healthcare	68	58	59	41	12	64	22,003	88.41%
Ephraim McDowell Regional Medical Center	25	13	351	352	12	0	2,921	31.92%
Fountain Circle Care and Rehab Ctr	179	139	237	210	30	136	49,994	76.31%
Frankfort Care and Rehabilitation	100	93	206	188	25	86	32,762	89.51%
Grand Haven Nursing Home	54	52	80	74	8	50	19,111	96.70%
Harrodsburg Health & Rehab Ctr	112	107	140	107	33	107	37,573	91.66%
Irvine Nursing and Rehabilitation	86	83	201	175	24	85	30,398	96.58%
Johnson Mathers Nursing Home	104	91	113	90	26	88	32,825	86.24%
Kenwood Health and Rehabilitation Center	93	83	157	137	17	86	32,033	94.11%
Lexington Country Place	111	86	171	145	27	85	31,965	78.68%
Madison Health and Rehabilitation Center	92	82	145	115	25	87	30,162	89.58%
Mayfair Manor	98	81	200	165	29	87	31,282	87.21%
Northpoint Lexington Healthcare Center	150	142	220	205	19	138	51,949	94.62%
Providence Homestead	136	124	283	261	19	127	45,618	91.65%
Providence Pine Meadows	120	113	166	130	35	114	41,837	95.26%
Rose Manor Health Care	34	33	11	6	6	32	12,189	97.95%
Sayre Christian Village Nursing Home	119	107	45	36	35	116	40,478	99.18%
Signature Healthcare at Heritage Hall Rehab	94	86	133	112	25	82	31,624	91.92%
Signature Healthcare of Georgetown	65	46	229	205	16	54	20,890	87.81%
Stanford Care and Rehab	128	115	212	182	37	108	41,184	87.91%
Stanton Nursing and Rehabilitation Center	81	71	87	82	8	68	25,225	85.09%
Tanbark Health Care	34	30	364	358	3	33	10,710	86.07%
The Terrace Nursing and Rehabilitation Facility	102	94	126	85	35	100	35,841	96.01%
The Willows at Hamburg	80	74	338	286	50	76	27,401	93.58%
The Willows at Harrodsburg	34	34	21	11	14	30	11,690	93.94%
Thomson Hood Veterans Center	285	234	116	24	125	201	83,705	80.25%
Willows at Citation	54	51	264	234	29	52	18,471	93.46%
ADD: 15 Total	3,882	3,386	8,042	7,097	1,054	3,312	1,242,900	87.48%
Statewide Total	26,148	22,671	56,987	49,781	7,387	22,525	8,322,465	86.98%

*Kentucky Annual
Long-Term Care Services Report*



*Section VI
Patient Origin
Data*

**Table 30 - 2016 Kentucky Long Term Care Facility Patient Origin
Facility ADD and Facility by Patient County of Residence**

ADD	Facility Name	Patient County	Under 65	65-74	75-84	Over 85	Unknown
ADD:1	Baptist Health Paducah	FULTON	0	1	0	0	0
		GRAVES	0	1	3	0	0
		HOPKINS	0	0	1	0	0
		IL	0	1	0	2	0
		LYON	1	0	0	0	0
		MARSHALL	1	1	0	0	0
		MCCRACKEN	0	0	2	0	0
		Total	2	4	6	2	0
	Barkley Center	BALLARD	1	0	0	0	0
		GRAVES	0	1	0	0	0
		MARSHALL	0	1	0	0	0
		MCCRACKEN	16	9	15	16	0
		Total	17	11	15	16	0
	Calvert City Convalescent Center	CALLOWAY	0	1	0	5	0
		GRAVES	0	1	0	3	0
		LIVINGSTON	1	1	2	8	0
		MARSHALL	2	8	20	20	0
		MCCRACKEN	2	4	2	10	0
		Total	5	15	24	46	0
	Clinton Hickman County Nursing Facility	CARLISLE	0	0	3	4	0
		FULTON	1	1	3	6	0
		GRAVES	0	0	2	1	0
		HICKMAN	0	1	7	13	0
		Total	1	2	15	24	0
	Clinton Place	BALLARD	0	0	1	0	0
		CALLOWAY	0	0	2	1	0
		CARLISLE	2	1	1	0	0
		CHRISTIAN	0	1	1	0	0
		FULTON	2	1	3	3	0
		GRAVES	3	8	3	2	0

**Table 30 - 2016 Kentucky Long Term Care Facility Patient Origin
Facility ADD and Facility by Patient County of Residence**

ADD	Facility Name	Patient County	Under 65	65-74	75-84	Over 85	Unknown
		HICKMAN	1	5	9	9	0
		IL	1	0	0	0	0
		LYON	0	1	0	0	0
		MARSHALL	0	1	0	0	0
		MCCRACKEN	0	4	3	2	0
		MCCREARY	1	0	0	0	0
		TN	2	0	1	0	0
		Total	12	22	24	17	0
	Countryside Center						
		BALLARD	0	1	1	2	0
		CARLISLE	2	2	7	11	0
		FULTON	1	0	0	0	0
		GRAVES	3	1	1	4	0
		LIVINGSTON	0	1	0	1	0
		MCCRACKEN	1	1	2	1	0
		Total	7	6	11	19	0
	Diversicare of Fulton						
		FULTON	4	10	9	13	0
		GRAVES	0	0	2	2	0
		MCCRACKEN	0	0	0	1	0
		TN	2	1	0	2	0
		Total	6	11	11	18	0
	Green Acres Health Care						
		CALLOWAY	0	0	1	0	0
		GRAVES	4	4	20	16	0
		HICKMAN	0	2	1	2	0
		MARSHALL	1	0	0	0	0
		MCCRACKEN	0	1	3	1	0
		TN	0	0	0	1	0
		TRIGG	0	1	0	0	0
		Total	5	8	25	20	0
	Heritage Manor Healthcare Center						
		ALLEN	1	0	0	0	0
		CALLOWAY	0	3	0	1	0
		CLINTON	0	1	0	0	0
		FULTON	2	0	1	0	0

**Table 30 - 2016 Kentucky Long Term Care Facility Patient Origin
Facility ADD and Facility by Patient County of Residence**

ADD	Facility Name	Patient County	Under 65	65-74	75-84	Over 85	Unknown
		GRAVES	9	10	12	16	0
		MARSHALL	0	1	0	0	0
		MCCRACKEN	3	0	0	1	0
		PULASKI	0	1	0	0	0
		Total	15	16	13	18	0
	Lake Way Nursing and Rehabilitation Center	CALLOWAY	1	1	4	1	0
		FAYETTE	0	1	0	0	0
		GRAVES	2	0	2	2	0
		MARSHALL	7	7	17	40	0
		MCCRACKEN	0	0	3	1	0
		Other	0	0	1	0	0
		TN	0	1	0	0	0
		Total	10	10	27	44	0
	Life Care Center of LaCenter	BALLARD	0	0	20	15	6
		GRAVES	0	1	0	0	0
		IL	0	0	0	1	0
		MCCRACKEN	2	2	7	5	0
		Total	2	3	27	21	6
	McCracken Nursing and Rehabilitation Center	BALLARD	1	0	2	0	0
		CALDWELL	0	0	1	0	0
		CALLOWAY	0	2	1	0	0
		CHRISTIAN	1	0	0	0	0
		GRAVES	1	2	0	1	0
		LARUE	1	0	0	0	0
		LIVINGSTON	1	1	1	0	0
		MARSHALL	1	0	0	0	0
		MCCRACKEN	9	13	10	10	0
		MUHLENBERG	0	1	0	0	0
		TN	0	1	0	0	0
		Total	15	20	15	11	0
	Mills Health and Rehab Center	CALLOWAY	0	0	3	0	0
		CLINTON	0	0	0	1	0

**Table 30 - 2016 Kentucky Long Term Care Facility Patient Origin
Facility ADD and Facility by Patient County of Residence**

ADD	Facility Name	Patient County	Under 65	65-74	75-84	Over 85	Unknown
		GRAVES	5	17	20	43	0
		HENDERSON	0	0	0	1	0
		HICKMAN	0	1	0	0	0
		JEFFERSON	1	0	0	0	0
		MARSHALL	0	0	1	0	0
		Total	6	18	24	45	0
	Oakview Nursing and Rehabilitation Center						
		CALLOWAY	1	3	2	1	0
		GRAVES	0	0	0	1	0
		MARSHALL	5	6	11	4	0
		MCCRACKEN	1	4	7	14	0
		Total	7	13	20	20	0
	Parkview Nursing and Rehabilitation Center (Paducah)						
		BALLARD	0	0	1	3	0
		BARREN	0	0	1	0	0
		CALLOWAY	0	0	1	1	0
		CARLISLE	0	0	2	0	0
		GRAVES	0	0	4	6	0
		HICKMAN	0	1	0	2	0
		IL	0	2	2	0	0
		LIVINGSTON	0	0	0	2	0
		LYON	0	1	3	2	0
		MARSHALL	0	1	4	0	0
		MCCRACKEN	16	23	32	63	0
		MO	0	0	1	0	0
		Other	2	0	2	0	0
		TN	0	1	1	0	0
		TRIGG	0	0	0	1	0
		Total	18	29	54	80	0
	Spring Creek Health Care						
		CALDWELL	0	0	0	1	0
		CALLOWAY	10	16	32	63	0
		FULTON	1	0	0	0	0
		GRAVES	0	0	1	0	0
		HICKMAN	0	0	1	1	0
		MARSHALL	1	3	0	5	0

**Table 30 - 2016 Kentucky Long Term Care Facility Patient Origin
Facility ADD and Facility by Patient County of Residence**

ADD	Facility Name	Patient County	Under 65	65-74	75-84	Over 85	Unknown
		TN	0	0	0	1	0
		TRIGG	0	0	0	1	0
		WV	0	1	0	0	0
		Total	12	20	34	72	0
	Superior Care Home	BALLARD	0	0	0	1	0
		CARLISLE	0	0	2	0	0
		CHRISTIAN	0	0	0	0	0
		CRITTENDEN	0	0	3	0	0
		GRAVES	0	0	3	0	0
		LIVINGSTON	0	1	0	0	0
		LYON	0	1	0	1	0
		MARSHALL	1	2	2	0	0
		MCCRACKEN	3	17	21	32	0
		Total	4	21	31	34	0
		ADD:1 Total	144	229	376	507	6
ADD:2	Baptist Health Transitional Care	HOPKINS	0	2	5	2	0
		MUHLENBERG	0	0	0	1	0
		WEBSTER	0	1	1	0	0
		Total	0	3	6	3	0
	Bradford Heights Health & Rehab Center	CALDWELL	1	0	1	1	0
		CHRISTIAN	9	8	17	10	0
		HARLAN	0	0	0	1	0
		IL	0	0	1	0	0
		IN	1	0	1	1	0
		LOGAN	1	0	0	0	0
		MO	0	0	1	0	0
		Other	0	3	3	3	0
		TN	0	0	0	1	0
		TODD	0	0	1	0	0
		TRIGG	1	1	2	3	0
		VA	0	0	1	1	0
		Total	13	12	28	21	0

**Table 30 - 2016 Kentucky Long Term Care Facility Patient Origin
Facility ADD and Facility by Patient County of Residence**

ADD	Facility Name	Patient County	Under 65	65-74	75-84	Over 85	Unknown
	Brighton Cornerstone Health Care	CHRISTIAN	0	1	0	0	0
		HOPKINS	3	2	6	5	34
		MUHLENBERG	1	0	1	0	0
		Total	4	3	7	5	34
	Christian Care Center of Kuttawa	BOONE	0	0	0	1	0
		CALDWELL	7	2	0	3	0
		CLAY	1	0	0	0	0
		CRITTENDEN	1	1	0	1	0
		HICKMAN	1	0	0	0	0
		HOPKINS	0	2	1	1	0
		LIVINGSTON	0	1	0	0	0
		LYON	5	3	9	5	0
		MARSHALL	1	4	3	4	0
		MCCRACKEN	1	0	1	0	0
		TN	0	0	0	1	0
		TRIGG	2	0	0	0	0
		Total	19	13	14	16	0
	Christian Health Center, Hopkinsville	CALDWELL	1	0	1	1	0
		CHRISTIAN	4	4	14	35	0
		FRANKLIN	0	0	0	1	0
		FULTON	0	0	0	1	0
		HENDERSON	0	1	0	0	0
		HOPKINS	0	0	0	3	0
		IL	0	0	0	1	0
		IN	0	0	0	1	0
		MUHLENBERG	0	0	0	1	0
		NELSON	0	0	1	0	0
		OH	0	1	0	1	0
		Other	0	0	3	5	0
		PULASKI	0	0	0	1	0
		TN	0	1	0	6	0
		TODD	1	0	1	3	0

**Table 30 - 2016 Kentucky Long Term Care Facility Patient Origin
Facility ADD and Facility by Patient County of Residence**

ADD	Facility Name	Patient County	Under 65	65-74	75-84	Over 85	Unknown
		TRIGG	0	3	2	6	0
		WV	0	0	0	1	0
		Total	6	10	22	67	0
	Christian Heights Nursing and Rehabilitation Center	CHRISTIAN	20	7	5	1	0
		HOPKINS	1	0	0	0	0
		TODD	0	0	2	0	0
		Total	21	7	7	1	0
	Covington Convalescent Center	CHRISTIAN	3	7	20	33	0
		HARDIN	0	1	1	0	0
		MARSHALL	0	0	0	1	0
		Other	1	0	0	1	0
		Total	4	8	21	35	0
	Crittenden County Health and Rehabilitation Center	CALDWELL	1	0	2	2	0
		CRITTENDEN	7	10	13	11	0
		DAVISS	1	0	0	0	0
		GRAVES	1	0	0	0	0
		HOPKINS	1	0	1	0	0
		IL	0	0	1	0	0
		LIVINGSTON	2	2	3	2	0
		MCCRACKEN	2	0	0	0	0
		Other	0	1	0	0	0
		UNION	1	3	0	2	0
		WEBSTER	1	0	0	0	0
		Total	17	16	20	17	0
	Dawson Springs Health And Rehab Ctr	CALDWELL	2	1	2	1	0
		CHRISTIAN	0	2	3	1	0
		DAVISS	0	1	2	0	0
		GRAVES	0	0	1	0	0
		HOPKINS	4	5	7	3	0
		JEFFERSON	0	0	2	0	0
		LYON	0	0	1	0	0
		MARSHALL	0	0	0	1	0

**Table 30 - 2016 Kentucky Long Term Care Facility Patient Origin
Facility ADD and Facility by Patient County of Residence**

ADD	Facility Name	Patient County	Under 65	65-74	75-84	Over 85	Unknown
		MARTIN	0	0	1	0	0
		MCCRACKEN	0	0	0	1	0
		MUHLENBERG	1	0	2	0	0
		OHIO	0	0	0	1	0
		TN	1	0	0	0	0
		TODD	0	0	1	0	0
		TRIGG	0	0	1	0	0
		WARREN	1	1	0	0	0
		WEBSTER	1	2	0	0	0
		Total	10	12	23	8	0
	Diversicare of Greenville						
		BUTLER	0	0	1	0	0
		DAVIESS	0	0	1	2	0
		HANCOCK	0	1	0	0	0
		HOPKINS	0	1	0	0	0
		MCLEAN	0	0	1	0	0
		MUHLENBERG	1	4	10	33	0
		WARREN	0	0	1	0	0
		Total	1	6	14	35	0
	Hearthstone Place						
		CHRISTIAN	0	0	0	1	0
		LOGAN	0	0	3	5	0
		TN	1	0	0	1	0
		TODD	8	6	13	15	0
		Total	9	6	16	22	0
	Hillside Center						
		CALDWELL	2	1	0	1	0
		CHRISTIAN	2	4	1	0	0
		DAVIESS	0	0	1	0	0
		HENDERSON	1	0	0	0	0
		HOPKINS	9	7	8	6	0
		IL	0	1	0	0	0
		MARSHALL	0	1	0	0	0
		MUHLENBERG	0	1	0	0	0
		WEBSTER	3	2	1	1	0
		Total	17	17	11	8	0

**Table 30 - 2016 Kentucky Long Term Care Facility Patient Origin
Facility ADD and Facility by Patient County of Residence**

ADD	Facility Name	Patient County	Under 65	65-74	75-84	Over 85	Unknown
	Joseph Eddie Ballard Western Kentucky Veterans Cen	BARREN	0	1	0	0	0
		BRECKINRIDGE	0	1	0	0	0
		BULLITT	0	0	1	0	0
		CALDWELL	0	0	2	0	0
		CALLOWAY	0	1	0	1	0
		CHRISTIAN	0	1	4	4	0
		CRITTENDEN	1	1	2	0	0
		DAVISS	0	0	6	7	0
		GRAYSON	0	0	0	1	0
		HANCOCK	0	0	0	1	0
		HARDIN	0	1	0	0	0
		HART	0	0	0	1	0
		HENDERSON	0	3	4	10	0
		HOPKINS	0	2	10	13	0
		LYON	0	0	1	0	0
		MCLEAN	0	0	2	0	0
		MERCER	1	0	0	0	0
		MUHLENBERG	0	1	2	5	0
		OHIO	1	0	1	1	0
		TODD	0	0	1	0	0
		TRIGG	0	0	1	0	0
		UNION	0	1	0	0	0
		WARREN	0	1	0	2	0
		WEBSTER	0	0	4	1	0
		Total	3	14	41	47	0
	Kindred Nursing and Rehabilitation-Maple	ADAIR	0	1	0	0	0
		DAVISS	2	1	3	2	0
		HENDERSON	0	1	0	0	0
		HOPKINS	0	0	3	0	0
		JEFFERSON	0	1	0	0	0
		LARUE	0	0	1	0	0
		LOGAN	0	0	2	1	0
		MCLEAN	0	0	1	0	0
		MENIFEE	1	0	0	0	0

**Table 30 - 2016 Kentucky Long Term Care Facility Patient Origin
Facility ADD and Facility by Patient County of Residence**

ADD	Facility Name	Patient County	Under 65	65-74	75-84	Over 85	Unknown
		MUHLENBERG	7	14	26	21	0
		OHIO	1	0	1	0	0
		TODD	0	1	0	0	0
		WARREN	1	2	0	0	0
		Total	12	21	37	24	0
	NHC HealthCare, Madisonville						
		CHRISTIAN	0	1	0	0	0
		CRITTENDEN	0	0	1	0	0
		HOPKINS	7	8	17	38	0
		IN	0	0	1	0	0
		MUHLENBERG	0	0	2	0	0
		WARREN	0	0	1	0	0
		WEBSTER	0	1	2	6	0
		Total	7	10	24	44	0
	Owensboro Health Muhlenberg Community Hospital Long Term Care						
		MUHLENBERG	2	5	13	17	0
		Total	2	5	13	17	0
	Princeton Health and Rehab Center						
		CALDWELL	3	9	10	14	0
		CHRISTIAN	0	1	1	0	0
		CRITTENDEN	1	0	0	0	0
		HOPKINS	0	1	0	2	0
		JEFFERSON	1	0	0	0	0
		LYON	1	2	1	3	0
		MARSHALL	0	0	0	1	0
		TRIGG	1	4	2	2	0
		Total	7	17	14	22	0
	Ridgewood Terrace Nursing Home						
		ALLEN	0	0	0	1	0
		BALLARD	0	0	0	1	0
		BUTLER	0	0	0	1	0
		CALDWELL	0	0	0	1	0
		CALLOWAY	0	0	0	1	0
		CHRISTIAN	0	1	1	3	0
		HANCOCK	0	0	0	1	0

**Table 30 - 2016 Kentucky Long Term Care Facility Patient Origin
Facility ADD and Facility by Patient County of Residence**

ADD	Facility Name	Patient County	Under 65	65-74	75-84	Over 85	Unknown
		HENDERSON	0	0	0	2	0
		HOPKINS	2	5	15	28	0
		IL	1	0	1	0	0
		IN	1	0	0	0	0
		JEFFERSON	0	1	0	0	0
		LARUE	0	0	1	0	0
		LYON	1	0	0	0	0
		MCLEAN	0	0	1	1	0
		MUHLENBERG	1	1	2	3	0
		OHIO	0	0	1	1	0
		Other	0	0	0	3	0
		OWEN	0	0	0	2	0
		SPENCER	0	1	0	0	0
		TN	0	0	1	1	0
		TODD	0	0	0	1	0
		WEBSTER	0	1	5	7	0
		WV	0	0	0	1	0
		Total	6	10	28	59	0
	River's Bend Retirement Community	CALDWELL	1	1	1	1	0
		CHRISTIAN	1	0	0	0	0
		CRITTENDEN	0	0	1	2	0
		IL	0	0	0	1	0
		LIVINGSTON	0	0	1	1	0
		LYON	1	1	6	14	0
		MARSHALL	0	0	0	1	0
		TRIGG	1	0	1	1	0
		Total	4	2	10	21	0
	Salem Springlake Health and Rehabilitation Center	CALDWELL	0	1	1	0	0
		CRITTENDEN	1	2	3	10	0
		GRAVES	0	0	1	0	0
		LIVINGSTON	2	4	6	10	0
		LYON	1	0	0	0	0
		MARSHALL	0	0	1	0	0
		MCCRACKEN	0	0	1	1	0

**Table 30 - 2016 Kentucky Long Term Care Facility Patient Origin
Facility ADD and Facility by Patient County of Residence**

ADD	Facility Name	Patient County	Under 65	65-74	75-84	Over 85	Unknown
		MCLEAN	0	1	0	0	0
		Other	2	1	0	2	0
		UNION	0	0	2	0	0
		Total	6	9	15	23	0
	Shady Lawn Nursing and Rehabilitation Center						
		CALLOWAY	0	1	0	0	0
		CHRISTIAN	6	1	2	0	0
		FULTON	0	1	0	0	0
		Other	0	1	0	0	0
		TRIGG	2	3	6	12	0
		Total	8	7	8	12	0
	Tradewater Pointe						
		BREATHITT	0	0	1	0	0
		CALDWELL	1	1	0	1	0
		CHRISTIAN	2	2	1	0	0
		DAVISS	1	0	0	0	0
		HENDERSON	0	0	1	1	0
		HOPKINS	6	5	14	16	0
		IN	0	1	0	0	0
		MO	0	0	0	1	0
		WEBSTER	0	0	0	1	0
		Total	10	9	17	20	0
	Western State Nursing Facility						
		BARREN	1	0	0	0	0
		CHRISTIAN	18	30	19	15	0
		DAVISS	1	0	0	0	0
		FAYETTE	1	1	0	1	0
		GRAVES	1	0	0	0	0
		HART	0	0	1	0	0
		LOGAN	0	0	1	0	0
		LYON	0	0	1	0	0
		MARSHALL	0	0	0	1	0
		MCCRACKEN	0	0	0	2	0
		NELSON	0	0	1	0	0
		Other	1	0	1	0	0
		PERRY	1	0	0	0	0

**Table 30 - 2016 Kentucky Long Term Care Facility Patient Origin
Facility ADD and Facility by Patient County of Residence**

ADD	Facility Name	Patient County	Under 65	65-74	75-84	Over 85	Unknown
		PULASKI	0	1	0	0	0
		SCOTT	1	0	0	0	0
		TODD	0	1	0	1	0
		UNION	1	0	0	0	0
		WARREN	1	1	2	2	0
		Total	27	34	26	22	0
		ADD:2 Total	213	251	422	549	34
ADD:3	Beaver Dam Nursing and Rehab Center	BUTLER	0	2	3	0	0
		DAVIESS	0	2	4	1	0
		MCLEAN	0	0	1	1	0
		MUHLENBERG	0	1	3	2	0
		OHIO	2	7	15	11	0
		WARREN	0	0	0	1	0
		Total	2	12	26	16	0
	Breckinridge Place	UNION	2	0	4	10	0
		Total	2	0	4	10	0
	Carmel Home	DAVIESS	0	0	7	8	0
		HANCOCK	0	0	1	0	0
		IL	0	0	0	1	0
		IN	0	0	0	1	0
		JEFFERSON	0	0	1	1	0
		Other	0	0	5	7	0
		TODD	0	0	0	1	0
		Total	0	0	14	19	0
	Fordsville Nursing and Rehabilitation Center	BRECKINRIDGE	3	1	1	1	0
		CRITTENDEN	0	0	0	1	0
		DAVIESS	2	3	5	3	0
		FRANKLIN	0	0	1	0	0
		GRAYSON	2	2	2	0	0
		HANCOCK	0	0	3	0	0
		HARDIN	2	0	1	0	0

**Table 30 - 2016 Kentucky Long Term Care Facility Patient Origin
Facility ADD and Facility by Patient County of Residence**

ADD	Facility Name	Patient County	Under 65	65-74	75-84	Over 85	Unknown
		JEFFERSON	1	2	0	0	0
		MCCRACKEN	1	0	1	0	0
		MUHLENBERG	1	0	0	0	0
		OHIO	3	7	6	5	0
		TAYLOR	0	1	0	0	0
		WARREN	1	0	0	0	0
		WASHINGTON	0	0	1	0	0
		Total	16	16	21	10	0
	Heartland Villa Care and Rehabilitation Center Community	BRECKINRIDGE	1	0	4	0	0
		DAVIESS	2	3	5	11	0
		HANCOCK	0	0	5	5	0
		OH	0	1	0	0	0
		OHIO	0	0	0	1	0
		PERRY	0	1	0	0	0
		Total	3	5	14	17	0
	Henderson Nursing and Rehabilitation Center	DAVIESS	1	0	0	0	0
		HENDERSON	14	20	15	9	0
		IN	0	0	1	0	0
		MCCRACKEN	1	0	0	0	0
		UNION	0	0	0	1	0
		Total	16	20	16	10	0
	Hermitage Care and Rehabilitation Center	BRECKINRIDGE	0	0	1	0	0
		CHRISTIAN	0	0	0	1	0
		DAVIESS	5	7	19	31	0
		JEFFERSON	0	1	0	0	0
		MCLEAN	0	0	0	2	0
		WARREN	1	0	0	0	0
		Total	6	8	20	34	0
	Morganfield Nursing and Rehabilitation Center	CRITTENDEN	1	0	0	1	0
		DAVIESS	0	0	1	1	0
		HENDERSON	1	1	2	3	0
		IL	0	0	1	0	0

**Table 30 - 2016 Kentucky Long Term Care Facility Patient Origin
Facility ADD and Facility by Patient County of Residence**

ADD	Facility Name	Patient County	Under 65	65-74	75-84	Over 85	Unknown
		UNION	7	5	14	9	0
		WEBSTER	0	2	0	0	0
		Total	9	8	18	14	0
	Owensboro Center	BRECKINRIDGE	1	0	0	0	0
		DAVIESS	15	23	31	39	0
		HANCOCK	0	1	0	1	0
		JEFFERSON	0	0	1	0	0
		LAWRENCE	0	0	0	1	0
		MCLEAN	1	1	0	0	0
		MUHLENBERG	2	0	0	0	0
		OHIO	0	0	1	1	0
		UNION	1	0	0	0	0
		Total	20	25	33	42	0
	Owensboro Health	BRECKINRIDGE	1	0	0	0	0
		BUTLER	0	0	0	1	0
		DAVIESS	4	3	9	3	0
		HANCOCK	0	0	1	0	0
		MUHLENBERG	0	1	0	1	0
		OHIO	1	0	1	0	0
		Total	6	4	11	5	0
	Redbanks	HENDERSON	10	25	48	80	0
		HOPKINS	2	3	4	1	0
		JEFFERSON	1	2	3	0	0
		MCLEAN	0	1	2	1	0
		WEBSTER	0	0	1	1	0
		Total	13	31	58	83	0
	Redbanks Colonial Terrace	DAVIESS	2	0	1	0	0
		HENDERSON	3	3	8	4	0
		HOPKINS	3	1	3	0	0
		IL	0	1	0	0	0
		IN	1	0	0	0	0
		MUHLENBERG	1	0	0	0	0

**Table 30 - 2016 Kentucky Long Term Care Facility Patient Origin
Facility ADD and Facility by Patient County of Residence**

ADD	Facility Name	Patient County	Under 65	65-74	75-84	Over 85	Unknown
		UNION	2	1	3	4	0
		WEBSTER	2	5	13	13	0
		Total	14	11	28	21	0
	Riverside Care & Rehab Ctr	BARREN	0	0	0	1	0
		BUTLER	0	0	1	0	0
		DAVISS	1	3	1	11	0
		HANCOCK	0	1	0	0	0
		HENDERSON	0	0	0	1	0
		HOPKINS	0	1	1	1	0
		MCLEAN	2	7	5	16	0
		MUHLENBERG	0	2	3	0	0
		OHIO	1	1	1	2	0
		UNION	0	2	0	0	0
		WEBSTER	0	1	0	0	0
		Total	4	18	12	32	0
	Shemwell Nursing Home	CALLOWAY	0	0	0	1	0
		HENDERSON	0	0	0	1	0
		HOPKINS	0	0	0	4	0
		LYON	0	0	0	1	0
		Other	0	0	0	1	0
		UNION	0	0	0	8	0
		WEBSTER	0	0	1	5	0
		Total	0	0	1	21	0
	Signature Healthcare at Hillcrest	DAVISS	8	15	30	68	0
		Total	8	15	30	68	0
	Signature Healthcare of Hartford Rehab and Wellness	BUTLER	0	0	0	1	0
		DAVISS	4	0	4	0	0
		GRAYSON	0	1	0	2	0
		HANCOCK	1	0	0	0	0
		HENDERSON	0	0	0	1	0
		MCLEAN	0	3	2	1	0
		OHIO	6	12	16	31	0

**Table 30 - 2016 Kentucky Long Term Care Facility Patient Origin
Facility ADD and Facility by Patient County of Residence**

ADD	Facility Name	Patient County	Under 65	65-74	75-84	Over 85	Unknown
		WARREN	0	0	0	1	0
		Total	11	16	22	37	0
	The Oaks PCH/Lewisport	HANCOCK	0	0	0	0	0
		Total	0	0	0	0	0
	Twin Rivers Nursing and Rehab Center	ALLEN	1	0	0	0	0
		DAVISS	22	29	30	20	0
		HANCOCK	1	1	0	0	0
		HENDERSON	0	0	0	1	0
		HOPKINS	2	0	0	0	0
		IN	0	0	0	1	0
		JEFFERSON	1	0	0	0	0
		MADISON	1	0	0	0	0
		MCCRACKEN	0	1	0	0	0
		MEADE	1	0	0	0	0
		MONTGOMERY	1	0	0	0	0
		MUHLENBERG	1	0	0	0	0
		OHIO	0	1	0	0	0
		TODD	1	0	0	0	0
		Total	32	32	30	22	0
	Wellington Parc of Owensboro	DAVISS	0	5	21	28	0
		FULTON	0	1	0	0	0
		HANCOCK	0	2	0	3	0
		HOPKINS	0	0	1	0	0
		IN	0	1	0	0	0
		MCCRACKEN	0	0	0	1	0
		MCLEAN	0	0	1	2	0
		MUHLENBERG	0	1	0	0	0
		OHIO	0	0	2	0	0
		Other	0	0	0	2	0
		TN	0	1	0	0	0
		WARREN	0	0	0	1	0
		Total	0	11	25	37	0
		ADD:3 Total	162	232	383	498	0

**Table 30 - 2016 Kentucky Long Term Care Facility Patient Origin
Facility ADD and Facility by Patient County of Residence**

ADD	Facility Name	Patient County	Under 65	65-74	75-84	Over 85	Unknown
ADD:4	Auburn Health Care	LOGAN	4	8	16	15	0
		ROBERTSON	0	0	1	0	0
		SIMPSON	1	0	0	3	0
		SPENCER	0	0	0	1	0
		WARREN	3	0	2	2	0
		Total	8	8	19	21	0
	Bowling Green Nursing and Rehabilitation	ALLEN	0	0	1	0	0
		BARREN	0	0	1	0	0
		CALLOWAY	0	0	1	0	0
		EDMONSON	1	0	0	1	0
		LOGAN	1	0	0	0	0
		OHIO	0	0	1	0	0
		SIMPSON	1	0	0	0	0
		WARREN	17	12	16	7	0
		Total	20	12	20	8	0
	Cal Turner Rehab and Specialty Care	ALLEN	11	8	20	26	0
		BARREN	2	1	0	1	0
		BUTLER	0	0	1	0	0
		CLINTON	0	1	1	0	0
		EDMONSON	0	0	1	1	0
		FAYETTE	0	0	0	1	0
		HARDIN	1	0	0	0	0
		LOGAN	1	0	0	0	0
		MONROE	0	0	0	1	0
		SIMPSON	2	0	0	0	0
		TN	0	0	0	2	0
		WARREN	8	3	6	7	0
		Total	25	13	29	39	0
	Christian Health Center, Bowling Green	ALLEN	0	0	0	2	0
		WARREN	1	3	3	13	0
		Total	1	3	3	15	0

**Table 30 - 2016 Kentucky Long Term Care Facility Patient Origin
Facility ADD and Facility by Patient County of Residence**

ADD	Facility Name	Patient County	Under 65	65-74	75-84	Over 85	Unknown
	Colonial Center	ALLEN	0	1	1	0	0
		BARREN	0	1	0	0	0
		BUTLER	0	0	1	0	0
		EDMONSON	0	0	2	0	0
		LOGAN	0	1	0	0	0
		METCALFE	0	2	1	0	0
		Other	0	1	0	0	0
		SIMPSON	0	0	1	0	0
		WARREN	3	13	18	2	0
		Total	3	19	24	2	0
	Creekwood Place Nursing and Rehab Center	CHRISTIAN	1	0	1	0	0
		LOGAN	10	11	28	32	0
		Other	0	0	1	2	0
		SIMPSON	0	0	1	0	0
		TODD	1	0	0	4	0
		WARREN	0	0	2	2	0
		Total	12	11	33	40	0
	Diversicare of Glasgow	ADAIR	0	1	0	0	0
		ALLEN	0	2	0	0	0
		BARREN	3	8	21	44	0
		HART	0	0	0	1	0
		IN	0	0	0	1	0
		LARUE	0	0	0	1	0
		MCCREARY	0	0	0	1	0
		METCALFE	0	1	2	1	0
		MONROE	0	0	1	0	0
		TAYLOR	0	0	0	1	0
		WARREN	0	0	1	1	0
		Total	3	12	25	51	0
	Edmonson Center	BARREN	1	0	1	2	0
		EDMONSON	6	10	13	22	0
		GRAYSON	1	1	2	2	0

**Table 30 - 2016 Kentucky Long Term Care Facility Patient Origin
Facility ADD and Facility by Patient County of Residence**

ADD	Facility Name	Patient County	Under 65	65-74	75-84	Over 85	Unknown
		HART	0	1	0	0	0
		WARREN	0	2	4	4	0
		Total	8	14	20	30	0
	Franklin-Simpson Nursing and Rehabilitation	ALLEN	7	0	3	0	0
		BARREN	1	0	1	1	0
		CHRISTIAN	1	0	0	0	0
		IN	1	0	0	0	0
		LOGAN	2	0	3	0	0
		MONROE	1	0	0	0	0
		SIMPSON	5	14	13	11	0
		TN	0	0	0	1	0
		WARREN	4	4	4	3	0
		Total	22	18	24	16	0
	Glasgow Health and Rehabilitation Center	ALLEN	0	1	0	0	0
		BARREN	7	8	15	17	0
		CUMBERLAND	1	0	0	0	0
		HART	0	0	0	4	0
		METCALFE	1	1	0	1	0
		MONROE	0	1	1	0	0
		WARREN	0	1	0	1	0
		Total	9	12	16	23	0
	Glasgow State Nursing Facility	ADAIR	0	0	2	1	0
		ALLEN	0	1	0	0	0
		BARREN	1	1	5	1	0
		BOYD	0	0	1	0	0
		BOYLE	0	0	1	0	0
		BUTLER	0	0	1	0	0
		CAMPBELL	0	0	2	0	0
		CARROLL	0	0	0	1	0
		CHRISTIAN	1	0	0	0	0
		CUMBERLAND	0	1	0	0	0
		DAVISS	0	0	1	0	0
		FAYETTE	1	4	1	0	0

**Table 30 - 2016 Kentucky Long Term Care Facility Patient Origin
Facility ADD and Facility by Patient County of Residence**

ADD	Facility Name	Patient County	Under 65	65-74	75-84	Over 85	Unknown
		FLOYD	1	0	0	0	0
		FRANKLIN	0	1	0	0	0
		GREEN	1	1	0	0	0
		HARDIN	0	1	0	0	0
		HARRISON	0	1	0	0	0
		HART	0	1	0	1	0
		HICKMAN	0	1	0	0	0
		JEFFERSON	5	0	0	2	0
		JESSAMINE	0	1	0	0	0
		KENTON	1	1	0	0	0
		LEE	0	1	0	0	0
		METCALFE	0	0	1	1	0
		OLDHAM	1	0	0	0	0
		PULASKI	0	2	0	0	0
		RUSSELL	0	0	1	0	0
		SHELBY	0	0	1	0	0
		SIMPSON	0	1	0	0	0
		TAYLOR	1	1	0	0	0
		WARREN	2	5	4	1	0
		WOLFE	0	2	0	0	0
		Total	15	27	21	8	0
	Glenview Health Care Facility						
		ADAIR	0	0	1	0	0
		ALLEN	1	0	0	1	0
		BARREN	11	6	11	13	0
		UNION	0	0	1	0	0
		WARREN	1	1	1	1	0
		Total	13	7	14	15	0
	Greenwood Nursing and Rehabilitation						
		WARREN	13	25	42	34	0
		Total	13	25	42	34	0
	Hopkins Center						
		ALLEN	0	0	0	1	0
		LOGAN	0	1	0	2	0
		SIMPSON	0	3	6	10	0
		WARREN	2	7	3	13	0

**Table 30 - 2016 Kentucky Long Term Care Facility Patient Origin
Facility ADD and Facility by Patient County of Residence**

ADD	Facility Name	Patient County	Under 65	65-74	75-84	Over 85	Unknown
		Total	2	11	9	26	0
	Magnolia Village Care	ADAIR	0	1	1	0	0
		ALLEN	0	0	0	2	0
		BARREN	0	1	1	1	0
		CHRISTIAN	0	0	0	1	0
		CUMBERLAND	0	1	1	0	0
		EDMONSON	0	1	1	0	0
		GRAYSON	0	0	0	1	0
		HARDIN	0	1	1	0	0
		LARUE	0	0	1	0	0
		LOGAN	0	0	0	1	0
		OHIO	0	1	0	0	0
		RUSSELL	0	0	0	1	0
		SIMPSON	0	0	0	1	0
		TAYLOR	0	0	1	0	0
		WARREN	0	2	9	21	0
		Total	0	8	16	29	0
	Metcalfe Health Care Center	ADAIR	1	0	0	3	0
		BARREN	0	0	2	0	0
		CLINTON	0	1	0	0	0
		GREEN	0	0	2	0	0
		IN	0	0	2	0	0
		MCCREARY	0	0	1	0	0
		METCALFE	6	7	16	18	0
		MONROE	0	0	3	1	0
		OH	0	1	0	0	0
		Other	0	1	1	4	0
		Total	7	10	27	26	0
	Morgantown Care and Rehabilitation Center	BUTLER	9	13	34	33	0
		GRAYSON	0	0	3	0	0
		LIVINGSTON	0	0	0	1	0
		LOGAN	1	0	1	1	0
		METCALFE	1	0	0	0	0

**Table 30 - 2016 Kentucky Long Term Care Facility Patient Origin
Facility ADD and Facility by Patient County of Residence**

ADD	Facility Name	Patient County	Under 65	65-74	75-84	Over 85	Unknown
		OLDHAM	0	1	0	0	0
		WARREN	1	3	3	3	0
		Total	12	17	41	38	0
	NHC HealthCare, Glasgow	ADAIR	0	0	5	0	0
		ALLEN	0	0	2	0	0
		BARREN	5	10	10	50	0
		CUMBERLAND	0	3	4	5	0
		HART	0	0	5	0	0
		JEFFERSON	0	0	3	0	0
		METCALFE	2	15	20	15	0
		MONROE	2	5	6	10	0
		Total	9	33	55	80	0
	Signature Healthcare Bowling Green	ALLEN	0	4	3	3	0
		BARREN	0	1	1	3	0
		BUTLER	0	3	2	1	0
		CHRISTIAN	4	0	1	0	0
		CLAY	1	0	0	0	0
		DAVISS	0	1	1	1	0
		EDMONSON	2	2	1	1	0
		GRAYSON	0	0	1	0	0
		HARDIN	0	0	2	0	0
		HART	1	0	1	1	0
		LESLIE	0	0	1	0	0
		LOGAN	3	2	5	4	0
		MONROE	0	0	0	1	0
		SIMPSON	1	3	3	2	0
		TAYLOR	0	0	1	1	0
		TN	0	1	0	0	0
		TODD	0	0	0	1	0
		WARREN	15	16	14	24	0
		Total	27	33	37	43	0
	Signature Healthcare of Hart County	BARREN	0	5	5	12	0
		EDMONSON	0	0	1	1	0

**Table 30 - 2016 Kentucky Long Term Care Facility Patient Origin
Facility ADD and Facility by Patient County of Residence**

ADD	Facility Name	Patient County	Under 65	65-74	75-84	Over 85	Unknown
		GRAYSON	0	0	1	1	0
		GREEN	0	1	0	2	0
		HARDIN	0	1	0	1	0
		HART	5	5	13	25	0
		LARUE	0	0	1	0	0
		METCALFE	1	0	0	0	0
		NELSON	0	0	1	0	0
		SCOTT	0	1	0	0	0
		WARREN	1	2	1	1	0
		Total	7	15	23	43	0
	Signature HealthCare of Monroe County Rehab	BARREN	0	0	0	1	0
		BELL	0	0	0	1	0
		METCALFE	2	1	0	3	0
		MONROE	10	15	23	36	0
		Other	0	0	1	0	0
		TN	0	0	1	2	0
		Total	12	16	25	43	0
	T J Samson Community Hospital Skilled Nursing Unit	ADAIR	0	0	2	0	0
		BARREN	0	1	1	3	0
		METCALFE	0	1	1	1	0
		Total	0	2	4	4	0
		ADD:4 Total	228	326	527	634	0
ADD:5	Brandenburg Nursing and Rehabilitation	BRECKINRIDGE	3	2	3	1	0
		BULLITT	0	0	1	0	0
		CAMPBELL	1	0	0	0	0
		HARDIN	0	1	0	1	0
		HENDERSON	0	1	0	0	0
		IN	0	0	3	0	0
		MCCRACKEN	1	0	0	0	0
		MADE	5	6	10	11	0
		WARREN	0	0	0	1	0
		Total	10	10	17	14	0

**Table 30 - 2016 Kentucky Long Term Care Facility Patient Origin
Facility ADD and Facility by Patient County of Residence**

ADD	Facility Name	Patient County	Under 65	65-74	75-84	Over 85	Unknown
	Breckinridge Memorial Nursing Facility	BRECKINRIDGE	0	0	5	13	0
		Total	0	0	5	13	0
	Cedars Of Lebanon Nursing Center	ADAIR	0	1	0	0	0
		BOYLE	0	0	1	0	0
		CASEY	1	0	0	0	0
		HARDIN	1	0	0	0	0
		HARRISON	0	0	1	0	0
		JEFFERSON	0	0	1	0	0
		LARUE	0	0	0	1	0
		LINCOLN	0	0	1	0	0
		MADISON	1	0	0	0	0
		MARION	7	9	13	16	0
		METCALFE	0	1	0	0	0
		RUSSELL	0	0	0	1	0
		TAYLOR	2	1	1	4	0
		WASHINGTON	2	0	1	0	0
		Total	14	12	19	22	0
	Elizabethtown Nursing and Rehab	BULLITT	0	1	0	0	0
		GRAYSON	0	1	0	1	0
		HARDIN	6	12	14	13	0
		JEFFERSON	0	0	1	0	0
		LARUE	0	0	3	0	0
		MEADE	1	2	0	1	0
		NELSON	0	1	0	0	0
		TAYLOR	0	0	1	0	0
		Total	7	17	19	15	0
	Flaget Memorial Hospital NF	ADAIR	0	1	0	0	0
		NELSON	0	2	2	1	0
		WASHINGTON	0	1	0	0	0
		Total	0	4	2	1	0
	Grayson Manor	BRECKINRIDGE	1	1	0	1	0

**Table 30 - 2016 Kentucky Long Term Care Facility Patient Origin
Facility ADD and Facility by Patient County of Residence**

ADD	Facility Name	Patient County	Under 65	65-74	75-84	Over 85	Unknown
		DAVIESS	0	1	0	0	0
		EDMONSON	0	0	2	0	0
		GRAYSON	4	8	23	22	0
		HARDIN	0	0	1	2	0
		JEFFERSON	0	0	2	1	0
		WARREN	1	0	0	0	0
		Total	6	10	28	26	0
	Hardinsburg Nursing and Rehabilitation	BRECKINRIDGE	4	13	13	21	0
		GRAYSON	0	0	1	1	0
		HANCOCK	0	0	1	0	0
		HARDIN	0	0	1	0	0
		IN	1	0	0	0	0
		JEFFERSON	0	0	1	0	0
		MEADE	1	0	0	1	0
		METCALFE	0	1	0	0	0
		Other	0	1	0	0	0
		Total	6	15	17	23	0
	Helmwood Healthcare Center	GRAYSON	0	0	0	1	0
		HARDIN	1	1	8	41	0
		JEFFERSON	0	0	1	0	0
		LARUE	1	0	1	1	0
		MEADE	0	0	0	1	0
		Total	2	1	10	44	0
	Kensington Center	BRECKINRIDGE	0	0	0	1	0
		GRAYSON	0	1	2	4	0
		HARDIN	8	5	10	28	0
		HART	0	0	0	2	0
		JEFFERSON	0	0	0	1	0
		LARUE	0	0	4	1	0
		MEADE	0	1	1	1	0
		NELSON	1	0	0	1	0
		TAYLOR	0	0	0	1	0
		Total	9	7	17	40	0

**Table 30 - 2016 Kentucky Long Term Care Facility Patient Origin
Facility ADD and Facility by Patient County of Residence**

ADD	Facility Name	Patient County	Under 65	65-74	75-84	Over 85	Unknown
	Life Care Center of Bardstown	BULLITT	0	2	2	0	0
		GREEN	1	0	0	0	0
		HARDIN	2	2	2	1	0
		JEFFERSON	0	0	1	0	0
		LARUE	1	0	0	0	0
		LINCOLN	0	0	0	1	0
		MARION	0	0	1	0	0
		NELSON	7	13	26	23	0
		Other	0	2	0	3	0
		SHELBY	1	0	0	0	0
		TAYLOR	0	0	0	1	0
		WASHINGTON	0	1	2	4	0
		Total	12	20	34	33	0
	Loretto Motherhouse Infirmary	JEFFERSON	0	1	0	2	0
		MARION	1	3	9	8	0
		MO	0	0	3	10	0
		NELSON	0	2	3	4	0
		Other	0	0	1	3	0
		TN	0	0	0	1	0
		WASHINGTON	0	0	0	3	0
		Total	1	6	16	31	0
	Nursing Facility of Hardin Memorial Hospital	HARDIN	1	0	7	1	0
		LARUE	0	0	1	0	0
		Total	1	0	8	1	0
	Sansbury Care Center	JEFFERSON	0	0	0	2	0
		NELSON	0	0	0	2	0
		Other	0	1	2	6	0
		TN	0	0	0	2	0
		WASHINGTON	0	1	7	23	0
		Total	0	2	9	35	0
	Signature Healthcare At Colonial Rehab	BULLITT	0	0	1	1	0

**Table 30 - 2016 Kentucky Long Term Care Facility Patient Origin
Facility ADD and Facility by Patient County of Residence**

ADD	Facility Name	Patient County	Under 65	65-74	75-84	Over 85	Unknown
		JEFFERSON	2	0	1	1	0
		NELSON	9	4	14	15	0
		WASHINGTON	2	4	7	2	0
		Total	13	8	23	19	0
	Signature Healthcare at North Hardin Rehab						
		BRECKINRIDGE	0	0	0	1	0
		BULLITT	0	0	2	1	0
		GRAYSON	2	0	0	0	0
		HARDIN	13	11	35	28	0
		HART	0	1	2	1	0
		HENDERSON	0	0	0	1	0
		IL	0	0	0	1	0
		JEFFERSON	1	0	1	2	0
		LARUE	0	0	2	2	0
		MADE	0	2	7	1	0
		NELSON	1	1	0	0	0
		Other	0	0	0	1	0
		Total	17	15	49	39	0
	Signature Healthcare of Elizabethtown						
		ADAIR	0	0	1	0	0
		BRECKINRIDGE	1	0	1	0	0
		BULLITT	0	1	1	0	0
		GRAYSON	1	2	1	2	0
		HARDIN	14	10	7	17	0
		HART	1	0	0	1	0
		JEFFERSON	0	0	1	0	0
		LARUE	0	1	4	3	0
		LAUREL	0	1	0	0	0
		MADE	1	1	1	1	0
		NELSON	0	0	0	1	0
		TAYLOR	0	1	1	2	0
		Total	18	17	18	27	0
	Spring View Health and Rehab Center						
		ADAIR	0	0	1	0	0
		BRECKINRIDGE	0	1	1	2	0
		EDMONSON	0	0	1	1	0

**Table 30 - 2016 Kentucky Long Term Care Facility Patient Origin
Facility ADD and Facility by Patient County of Residence**

ADD	Facility Name	Patient County	Under 65	65-74	75-84	Over 85	Unknown
		GRAYSON	6	9	22	14	0
		Other	1	0	0	0	0
		Total	7	10	25	17	0
	Springfield Nursing and Rehabilitation Center	BOYLE	0	1	1	1	0
		CLARK	0	0	1	0	0
		ESTILL	0	0	1	0	0
		FAYETTE	1	0	0	0	0
		GARRARD	0	0	1	0	0
		GREEN	0	1	0	0	0
		HARDIN	0	0	2	0	0
		IN	0	0	1	0	0
		JEFFERSON	0	0	0	1	0
		LARUE	0	0	0	1	0
		LINCOLN	1	0	0	0	0
		MADISON	0	0	0	1	0
		MARION	1	5	3	3	0
		MCCREARY	0	0	1	0	0
		MERCER	1	1	0	1	0
		MUHLENBERG	0	0	1	0	0
		NELSON	2	1	1	2	0
		PULASKI	0	1	1	0	0
		TAYLOR	0	1	0	0	0
		WASHINGTON	5	2	10	2	0
		Total	11	13	24	12	0
	Sunrise Manor Nursing Home	ADAIR	0	0	0	1	0
		BRECKINRIDGE	0	0	1	0	0
		GREEN	0	0	1	0	0
		HARDIN	3	3	13	24	0
		HART	1	0	0	3	0
		JEFFERSON	0	0	1	0	0
		LARUE	4	8	28	26	0
		MEADE	0	1	1	0	0
		NELSON	0	0	0	1	0

**Table 30 - 2016 Kentucky Long Term Care Facility Patient Origin
Facility ADD and Facility by Patient County of Residence**

ADD	Facility Name	Patient County	Under 65	65-74	75-84	Over 85	Unknown
		SCOTT	1	0	0	0	0
		TAYLOR	1	0	0	6	0
		Total	10	12	45	61	0
	The Village of Lebanon II	MARION	0	1	5	4	0
		TAYLOR	0	0	0	1	0
		WASHINGTON	0	0	2	4	0
		Total	0	1	7	9	0
	Village of Lebanon II	MARION	1	2	3	7	0
		NELSON	0	0	0	1	0
		TAYLOR	0	0	1	0	0
		WASHINGTON	0	0	0	1	0
		Total	1	2	4	9	0
	Windsor Gardens CCRC	NELSON	0	0	0	0	0
		Total	0	0	0	0	0
		ADD:5 Total	145	182	396	491	0
ADD:6	Baptist Health La Grange	CARROLL	0	0	0	1	0
		HENRY	0	0	1	0	0
		JEFFERSON	0	0	0	2	0
		OLDHAM	0	1	2	4	0
		TRIMBLE	0	0	0	1	0
		Total	0	1	3	8	0
	Brownsboro Hills Nursing Home	JEFFERSON	20	25	17	18	0
		OLDHAM	1	0	0	0	0
		Total	21	25	17	18	0
	Christian Health Center of Louisville	JEFFERSON	16	25	24	11	0
		Total	16	25	24	11	0
	Christian Health Center West	JEFFERSON	15	19	24	26	0
		Total	15	19	24	26	0

**Table 30 - 2016 Kentucky Long Term Care Facility Patient Origin
Facility ADD and Facility by Patient County of Residence**

ADD	Facility Name	Patient County	Under 65	65-74	75-84	Over 85	Unknown
	Clifton Oaks Care Center	BARREN	1	0	0	0	0
		BRECKINRIDGE	0	0	1	0	0
		BULLITT	1	1	0	0	0
		CARROLL	0	0	0	1	0
		DAVISS	1	0	0	0	0
		FAYETTE	0	1	0	0	0
		GRAVES	1	0	0	0	0
		HARDIN	1	0	0	0	0
		HART	0	1	0	0	0
		JACKSON	1	0	0	0	0
		JEFFERSON	40	15	18	4	0
		Other	0	0	1	0	0
		SHELBY	1	0	0	0	0
		SPENCER	1	0	0	0	0
		WARREN	1	0	0	0	0
		Total	49	18	20	5	0
	Crestview Center	FRANKLIN	0	2	1	0	0
		HENRY	1	0	4	1	0
		JEFFERSON	1	1	0	0	0
		OLDHAM	0	0	1	0	0
		SHELBY	4	4	15	22	0
		SPENCER	0	1	0	0	0
		Total	6	8	21	23	0
	Diversicare of Seneca Place	BULLITT	0	0	1	1	0
		JEFFERSON	4	8	11	51	0
		MADE	0	0	1	1	0
		MUHLENBERG	1	0	0	0	0
		Total	5	8	13	53	0
	Eastern Star Home in KY	BULLITT	0	0	0	2	0
		FRANKLIN	0	0	0	1	0
		HARLAN	0	0	0	1	0
		JEFFERSON	0	1	4	7	0

**Table 30 - 2016 Kentucky Long Term Care Facility Patient Origin
Facility ADD and Facility by Patient County of Residence**

ADD	Facility Name	Patient County	Under 65	65-74	75-84	Over 85	Unknown
		Total	0	1	4	11	0
	Episcopal Church Home	BULLITT	0	0	0	2	0
		JEFFERSON	4	4	27	39	0
		OLDHAM	0	0	1	1	0
		OWEN	0	2	0	0	0
		PULASKI	0	0	1	0	0
		Total	4	6	29	42	0
	Essex Nursing and Rehabilitation Center	ALLEN	0	0	1	0	0
		BULLITT	1	0	0	0	0
		ELLIOTT	0	0	1	0	0
		FRANKLIN	0	0	1	0	0
		FULTON	0	0	0	1	0
		GRAYSON	0	0	0	1	0
		HART	0	0	1	0	0
		JEFFERSON	11	16	35	41	0
		LAWRENCE	0	0	1	0	0
		MARION	0	0	0	1	0
		MCCRACKEN	1	0	0	0	0
		OHIO	0	0	1	0	0
		RUSSELL	0	0	0	1	0
		Total	13	16	41	45	0
	Forest Springs Health Campus	BULLITT	0	1	0	1	0
		HENRY	0	0	0	1	0
		JEFFERSON	0	4	10	14	0
		MARION	0	0	1	0	0
		OLDHAM	0	3	7	2	0
		OWEN	0	0	1	0	0
		SPENCER	0	0	0	1	0
		TN	0	0	0	1	0
		Total	0	8	19	20	0
	Franciscan Health Care Center	BOYLE	0	0	0	1	0
		JEFFERSON	3	11	16	43	0

**Table 30 - 2016 Kentucky Long Term Care Facility Patient Origin
Facility ADD and Facility by Patient County of Residence**

ADD	Facility Name	Patient County	Under 65	65-74	75-84	Over 85	Unknown
		NELSON	0	0	1	0	0
		Other	0	1	1	0	0
		Total	3	12	18	44	0
	Friendship Manor Nursing Home	HENRY	0	1	0	5	0
		JEFFERSON	0	5	16	28	0
		OLDHAM	9	7	15	34	0
		WOODFORD	0	0	0	1	0
		Total	9	13	31	68	0
	Georgetown Manor	BATH	0	0	0	1	0
		BULLITT	0	0	0	2	0
		FAYETTE	0	0	0	1	0
		GRAYSON	0	0	0	1	0
		HARDIN	0	0	0	1	0
		IN	1	0	0	0	0
		JEFFERSON	13	17	28	34	0
		MEADE	0	0	0	1	0
		OLDHAM	1	0	0	0	0
		Total	15	17	28	41	0
	Glen Ridge Health Campus	JEFFERSON	0	14	22	29	0
		Total	0	14	22	29	0
	Green Meadows Healthcare Center 1	BULLITT	1	12	19	24	0
		CLARK	0	0	0	1	0
		ESTILL	0	0	0	1	0
		GRAYSON	0	0	0	1	0
		HARDIN	0	0	0	1	0
		HENDERSON	0	0	0	1	0
		JEFFERSON	0	7	6	20	0
		MARION	0	0	0	1	0
		MEADE	1	0	0	0	0
		NELSON	1	0	1	0	0
		Other	0	1	0	0	0

**Table 30 - 2016 Kentucky Long Term Care Facility Patient Origin
Facility ADD and Facility by Patient County of Residence**

ADD	Facility Name	Patient County	Under 65	65-74	75-84	Over 85	Unknown
		SPENCER	0	0	0	2	0
		TAYLOR	1	0	0	0	0
		Total	4	20	26	52	0
	Highlands Nursing and Rehabilitation Center (Louisville)	ADAIR	0	1	0	0	0
		BULLITT	1	0	0	0	0
		DAVISS	0	1	0	0	0
		FAYETTE	0	0	2	0	0
		HARDIN	1	0	0	0	0
		HART	1	0	0	0	0
		HENRY	0	1	0	0	0
		IN	0	1	1	0	0
		JEFFERSON	30	33	33	21	0
		MONROE	1	0	0	0	0
		TN	0	1	0	0	0
		Total	34	38	36	21	0
	Hillcreek Rehabilitation and Care	JEFFERSON	14	42	40	44	0
		Total	14	42	40	44	0
	Home of the Innocents	BOONE	1	0	0	0	0
		BRECKINRIDGE	1	0	0	0	0
		CAMPBELL	1	0	0	0	0
		CHRISTIAN	1	0	0	0	0
		CUMBERLAND	1	0	0	0	0
		FAYETTE	1	0	0	0	0
		FLEMING	2	0	0	0	0
		GRAYSON	1	0	0	0	0
		GREENUP	1	0	0	0	0
		HARDIN	3	0	0	0	0
		HENDERSON	1	0	0	0	0
		HOPKINS	2	0	0	0	0
		IL	2	0	0	0	0
		IN	1	0	0	0	0
		JEFFERSON	34	0	0	0	0
		KENTON	1	0	0	0	0

**Table 30 - 2016 Kentucky Long Term Care Facility Patient Origin
Facility ADD and Facility by Patient County of Residence**

ADD	Facility Name	Patient County	Under 65	65-74	75-84	Over 85	Unknown
		LAUREL	1	0	0	0	0
		LETCHER	1	0	0	0	0
		LOGAN	1	0	0	0	0
		MADISON	1	0	0	0	0
		MARION	1	0	0	0	0
		MARSHALL	1	0	0	0	0
		MONTGOMERY	2	0	0	0	0
		NELSON	2	0	0	0	0
		OLDHAM	2	0	0	0	0
		PIKE	1	0	0	0	0
		PULASKI	2	0	0	0	0
		SCOTT	1	0	0	0	0
		SHELBY	2	0	0	0	0
		TAYLOR	1	0	0	0	0
		WARREN	2	0	0	0	0
		WEBSTER	1	0	0	0	0
		Total	76	0	0	0	0
	Jefferson Manor Health and Rehab	BULLITT	0	0	0	1	0
		FAYETTE	0	0	0	1	0
		IN	0	0	0	3	0
		JEFFERSON	4	6	14	44	0
		OH	0	0	0	1	0
		OLDHAM	0	0	2	4	0
		Other	1	0	1	0	0
		SHELBY	0	0	1	0	0
		SPENCER	0	0	0	1	0
		Total	5	6	18	55	0
	Kindred Hospital - Louisville	BARREN	1	1	0	0	0
		DAVISS	1	0	0	0	0
		HENRY	1	0	0	0	0
		HOPKINS	0	1	0	0	0
		IN	0	1	0	0	0
		JEFFERSON	22	6	3	1	0
		MCCRACKEN	1	0	0	0	0

**Table 30 - 2016 Kentucky Long Term Care Facility Patient Origin
Facility ADD and Facility by Patient County of Residence**

ADD	Facility Name	Patient County	Under 65	65-74	75-84	Over 85	Unknown
		MONROE	1	0	0	0	0
		NELSON	1	0	0	1	0
		PULASKI	0	0	1	0	0
		SHELBY	1	0	0	0	0
		TRIGG	0	1	0	0	0
		WHITLEY	0	1	0	0	0
		Total	29	11	4	2	0
	Klondike Center						
		HANCOCK	0	1	0	0	0
		HENRY	0	0	1	0	0
		IN	0	0	0	1	0
		JEFFERSON	12	13	15	13	0
		MARTIN	0	1	0	0	0
		Total	12	15	16	14	0
	Little Sisters of the Poor - St. Joseph's Home						
		FAYETTE	0	0	1	1	0
		IN	0	0	0	2	0
		JEFFERSON	0	1	6	15	0
		MASON	0	0	0	1	0
		NELSON	0	0	0	2	0
		Other	0	0	0	4	0
		PULASKI	0	0	0	1	0
		TN	0	0	1	0	0
		Total	0	1	8	26	0
	Louisville East Post Acute						
		BULLITT	1	0	2	1	0
		FAYETTE	1	0	0	0	0
		FRANKLIN	1	0	0	0	0
		GREENUP	1	0	0	0	0
		HARDIN	3	0	0	0	0
		IN	1	0	2	0	0
		JEFFERSON	34	19	24	40	0
		KENTON	2	0	0	0	0
		MADISON	0	1	0	0	0
		MCCRACKEN	1	0	0	0	0
		NELSON	1	0	0	0	0

**Table 30 - 2016 Kentucky Long Term Care Facility Patient Origin
Facility ADD and Facility by Patient County of Residence**

ADD	Facility Name	Patient County	Under 65	65-74	75-84	Over 85	Unknown
		OH	0	1	0	0	0
		OLDHAM	1	0	0	0	0
		PIKE	0	1	0	0	0
		PULASKI	0	1	0	0	0
		SHELBY	3	0	0	0	0
		TAYLOR	1	0	0	0	0
		TRIMBLE	1	0	0	0	0
		Total	52	23	28	41	0
	Louisville Protestant Altenheim	JEFFERSON	0	1	3	7	0
		Total	0	1	3	7	0
	Masonic Home of Louisville	BOYLE	0	0	0	1	0
		BULLITT	0	3	1	2	0
		HARDIN	0	0	0	1	0
		IN	0	0	1	1	0
		JEFFERSON	12	20	26	54	0
		OLDHAM	0	2	1	0	0
		Other	1	0	0	1	0
		SHELBY	0	1	0	1	0
		TN	0	1	0	0	0
		Total	13	27	29	61	0
	Masonic Home of Shelbyville	ANDERSON	0	0	1	3	0
		FRANKLIN	0	4	6	12	0
		HENRY	1	0	1	5	0
		JEFFERSON	2	2	0	10	0
		OLDHAM	0	0	1	1	0
		Other	0	0	0	1	0
		SHELBY	1	8	19	21	0
		SPENCER	0	0	0	1	0
		TAYLOR	0	0	0	1	0
		Total	4	14	28	55	0
	Morning Pointe Of Louisville At South Hurstbourne	JEFFERSON	0	0	0	0	0
		Total	0	0	0	0	0

**Table 30 - 2016 Kentucky Long Term Care Facility Patient Origin
Facility ADD and Facility by Patient County of Residence**

ADD	Facility Name	Patient County	Under 65	65-74	75-84	Over 85	Unknown
	Nazareth Home	BOONE	0	0	1	0	0
		BULLITT	0	1	0	1	0
		HARDIN	0	0	1	0	0
		JEFFERSON	5	12	16	63	0
		NELSON	0	1	4	7	0
		Other	0	0	2	0	0
		SHELBY	0	1	0	0	0
		WARREN	0	0	0	1	0
		Total	5	15	24	72	0
	Oaklawn Nursing and Rehab	BULLITT	0	0	2	1	0
		DAVIESS	0	0	1	0	0
		HARDIN	0	0	0	1	0
		HENRY	0	3	0	0	0
		IN	1	0	0	0	0
		JEFFERSON	5	14	29	33	0
		MADISON	0	0	0	1	0
		NELSON	0	0	0	1	0
		OLDHAM	0	2	3	3	0
		SHELBY	1	4	1	2	0
		Total	7	23	36	42	0
	Park Terrace Health Campus	BULLITT	0	0	0	1	0
		HARDIN	1	0	0	0	0
		JEFFERSON	3	9	19	36	0
		Total	4	9	19	37	0
	Parkway Medical Center	BULLITT	0	1	0	1	0
		HARDIN	0	0	1	0	0
		IL	1	0	0	0	0
		IN	0	0	0	1	0
		JEFFERSON	38	58	62	64	0
		LAUREL	1	0	0	0	0
		Other	0	0	1	0	0
		Total	40	59	64	66	0

**Table 30 - 2016 Kentucky Long Term Care Facility Patient Origin
Facility ADD and Facility by Patient County of Residence**

ADD	Facility Name	Patient County	Under 65	65-74	75-84	Over 85	Unknown
	Providence New Castle	FAYETTE	1	3	1	0	0
		FRANKLIN	0	1	0	0	0
		HENRY	2	5	5	17	0
		IN	0	1	0	0	0
		JEFFERSON	0	0	1	2	0
		OLDHAM	0	0	1	2	0
		PENDLETON	0	1	0	0	0
		SHELBY	0	3	4	3	0
		SPENCER	0	1	0	0	0
		Total	3	15	12	24	0
	Providence Richwood	FAYETTE	0	1	1	0	0
		FRANKLIN	0	1	0	0	0
		HARRISON	0	0	0	1	0
		HENRY	1	1	9	8	0
		IN	0	1	1	1	0
		JEFFERSON	6	1	9	4	0
		LARUE	0	2	0	0	0
		OLDHAM	5	8	11	18	0
		Other	1	0	0	0	0
		SHELBY	0	0	4	1	0
		TRIMBLE	0	2	1	1	0
		VA	0	0	0	2	0
		Total	13	17	36	36	0
	Regency Rehabilitation and Nursing Center	BULLITT	1	3	1	2	0
		GRAYSON	1	0	0	0	0
		JEFFERSON	30	15	21	22	0
		MADE	0	0	1	0	0
		NELSON	1	0	0	0	0
		SHELBY	1	0	0	0	0
		WARREN	0	1	0	0	0
		Total	34	19	23	24	0
	Regis Woods Care and Rehabilitation Center	BULLITT	0	0	1	0	0

**Table 30 - 2016 Kentucky Long Term Care Facility Patient Origin
Facility ADD and Facility by Patient County of Residence**

ADD	Facility Name	Patient County	Under 65	65-74	75-84	Over 85	Unknown
		JEFFERSON	40	36	45	35	0
		SPENCER	0	1	0	0	0
		Total	40	37	46	35	0
	Rivers Edge Nursing and Rehabilitation Center	ADAIR	0	1	0	0	0
		BOONE	1	0	0	0	0
		CARROLL	1	0	0	0	0
		CLARK	0	1	0	0	0
		FAYETTE	0	1	0	0	0
		HENRY	0	0	1	0	0
		IN	0	0	0	1	0
		JEFFERSON	21	13	29	11	0
		OLDHAM	1	0	0	1	0
		Other	0	0	0	2	0
		SHELBY	0	0	1	0	0
		WV	1	0	0	0	0
		Total	25	16	31	15	0
	Rockford Health and Rehabilitation Center	BULLITT	0	1	0	3	0
		IN	1	0	0	1	0
		JEFFERSON	18	25	21	26	0
		NELSON	0	1	0	0	0
		WARREN	1	0	0	1	0
		Total	20	27	21	31	0
	Sacred Heart Home of Louisville	BULLITT	0	1	0	1	0
		JEFFERSON	2	7	26	42	0
		MEADE	0	0	1	0	0
		NELSON	0	0	0	1	0
		OH	0	0	0	1	0
		OLDHAM	0	0	0	1	0
		Total	2	8	27	46	0
	Signature Health Care of East Louisville	JEFFERSON	20	27	32	29	0
		OLDHAM	0	0	0	1	0
		SHELBY	0	1	1	1	0

**Table 30 - 2016 Kentucky Long Term Care Facility Patient Origin
Facility ADD and Facility by Patient County of Residence**

ADD	Facility Name	Patient County	Under 65	65-74	75-84	Over 85	Unknown
		Total	20	28	33	31	0
	Signature Health Care of South Louisville						
		BULLITT	1	1	1	0	0
		HARDIN	0	0	0	1	0
		IN	0	1	0	0	0
		JEFFERSON	14	18	21	20	0
		WARREN	1	0	0	0	0
		Total	16	20	22	21	0
	Signature Health Care of Spencer County						
		ANDERSON	0	0	0	2	0
		BRECKINRIDGE	0	1	0	0	0
		BULLITT	0	1	4	2	0
		CLARK	0	1	0	0	0
		FAYETTE	0	0	1	0	0
		FRANKLIN	0	1	2	2	0
		HENRY	0	0	0	1	0
		IL	1	0	0	0	0
		JEFFERSON	3	4	10	1	0
		LINCOLN	0	0	1	0	0
		NELSON	0	0	1	0	0
		PERRY	1	0	0	1	0
		SCOTT	0	0	1	0	0
		SHELBY	4	2	8	6	0
		SPENCER	3	2	11	12	0
		WASHINGTON	1	1	0	0	0
		WHITLEY	0	0	1	0	0
		WOODFORD	0	1	0	0	0
		WV	0	0	1	0	0
		Total	13	14	41	27	0
	Signature Health Care of Trimble County						
		CAMPBELL	2	0	0	0	0
		CARROLL	3	1	3	1	0
		FAYETTE	1	1	0	0	0
		HENRY	1	3	1	0	0
		IN	1	0	0	1	0
		JEFFERSON	3	1	2	2	0

**Table 30 - 2016 Kentucky Long Term Care Facility Patient Origin
Facility ADD and Facility by Patient County of Residence**

ADD	Facility Name	Patient County	Under 65	65-74	75-84	Over 85	Unknown
		OLDHAM	2	0	2	1	0
		TRIMBLE	3	4	5	11	0
		Total	16	10	13	16	0
	Signature Healthcare at Jefferson Place Rehab	BOONE	0	0	0	1	0
		FRANKLIN	0	1	0	0	0
		IN	0	0	0	1	0
		JEFFERSON	2	9	21	37	0
		OLDHAM	0	4	0	2	0
		Total	2	14	21	41	0
	Signature Healthcare at St's Mary & Elizabeth Hosp	JEFFERSON	2	5	4	4	0
		Total	2	5	4	4	0
	Signature Healthcare of Cherokee Park	JEFFERSON	9	15	19	25	0
		MARSHALL	0	0	1	0	0
		Total	9	15	20	25	0
	Springhurst Health and Rehab	BULLITT	0	1	0	0	0
		JEFFERSON	6	5	17	31	0
		OLDHAM	0	1	1	1	0
		Other	0	2	3	1	0
		Total	6	9	21	33	0
	St Matthews Care Center	JEFFERSON	15	30	55	20	0
		Total	15	30	55	20	0
	Summerfield Health and Rehabilitation Center	JEFFERSON	21	21	31	56	0
		Total	21	21	31	56	0
	The Forum at Brookside	JEFFERSON	1	0	6	25	0
		TN	0	1	0	0	0
		Total	1	1	6	25	0
	The Good Samaritan Society-Jeffersontown	BOURBON	0	0	0	1	0
		BOYLE	0	0	0	1	0

**Table 30 - 2016 Kentucky Long Term Care Facility Patient Origin
Facility ADD and Facility by Patient County of Residence**

ADD	Facility Name	Patient County	Under 65	65-74	75-84	Over 85	Unknown
		BRECKINRIDGE	0	0	0	1	0
		BULLITT	0	0	0	3	0
		HARDIN	0	0	1	0	0
		HENRY	0	0	0	1	0
		HOPKINS	0	0	0	1	0
		JEFFERSON	2	6	21	40	0
		Other	0	0	1	0	0
		Total	2	6	23	48	0
	Treyton Oaks Towers	IN	0	0	1	0	0
		JEFFERSON	1	6	2	38	0
		Total	1	6	3	38	0
	Wesley Manor	BULLITT	0	0	3	3	0
		FAYETTE	0	0	0	2	0
		HARDIN	0	0	0	1	0
		HARRISON	0	0	1	0	0
		JEFFERSON	3	1	19	29	0
		Total	3	1	23	35	0
	Westminster Terrace	JEFFERSON	8	9	23	52	0
		Total	8	9	23	52	0
	Westport Care Center	ADAIR	0	0	0	1	0
		BULLITT	1	0	2	0	0
		DAVISS	0	1	0	0	0
		HARDIN	1	0	1	0	0
		IN	0	0	0	1	0
		JEFFERSON	18	35	30	36	0
		MCCRACKEN	1	0	0	0	0
		MO	1	0	0	0	0
		OLDHAM	1	0	0	1	0
		PULASKI	0	0	0	1	0
		SHELBY	0	0	1	1	0
		TAYLOR	1	0	0	0	0
		Total	24	36	34	41	0

**Table 30 - 2016 Kentucky Long Term Care Facility Patient Origin
Facility ADD and Facility by Patient County of Residence**

ADD	Facility Name	Patient County	Under 65	65-74	75-84	Over 85	Unknown
	Westport Place Health Campus	GRAYSON	0	0	0	1	0
		IN	0	0	0	1	0
		JEFFERSON	2	3	12	28	0
		NELSON	0	0	1	0	0
		OLDHAM	0	0	2	0	0
		SPENCER	0	0	0	1	0
		Total	2	3	15	31	0
		ADD:6 Total	753	862	1,277	1,794	0
ADD:7	Baptist Convalescent Center	BOONE	2	3	5	6	0
		BRACKEN	0	0	1	0	0
		CAMPBELL	6	8	17	44	0
		ELLIOTT	0	1	0	0	0
		ESTILL	0	0	1	0	0
		FAYETTE	1	0	0	0	0
		HARRISON	0	0	1	1	0
		IL	0	0	1	0	0
		IN	0	0	0	1	0
		KENTON	2	11	14	22	0
		LEWIS	1	0	0	0	0
		MARSHALL	0	0	0	1	0
		MUHLENBERG	0	0	0	1	0
		OH	0	1	1	3	0
		Other	0	0	1	0	0
		PENDLETON	1	0	1	3	0
		PIKE	1	0	0	0	0
		SPENCER	0	1	0	0	0
		WOODFORD	0	1	0	0	0
		Total	14	26	43	82	0
	Bridgepoint Care and Rehabilitation Center	BOONE	34	20	13	5	0
		BRACKEN	1	1	0	0	0
		CAMPBELL	3	6	2	3	0
		FAYETTE	1	0	0	0	0

**Table 30 - 2016 Kentucky Long Term Care Facility Patient Origin
Facility ADD and Facility by Patient County of Residence**

ADD	Facility Name	Patient County	Under 65	65-74	75-84	Over 85	Unknown
		GRANT	0	0	1	1	0
		JEFFERSON	3	0	0	0	0
		KENTON	20	7	5	3	0
		OH	2	0	0	0	0
		Total	64	34	21	12	0
	Carmel Manor	BOONE	0	0	0	1	0
		CAMPBELL	0	0	12	32	0
		CARROLL	0	0	0	1	0
		KENTON	0	0	4	11	0
		OH	0	0	2	0	0
		TN	0	0	0	1	0
		Total	0	0	18	46	0
	Coldspring Transitional Care Center	BOONE	0	7	6	4	0
		BRACKEN	0	3	4	1	0
		CAMPBELL	1	19	13	6	0
		GRANT	0	2	1	0	0
		KENTON	0	6	9	0	0
		MASON	0	4	5	0	0
		OH	0	0	2	0	0
		PENDLETON	1	8	9	6	0
		Total	2	49	49	17	0
	Florence Park Care Center	BOONE	5	25	40	50	0
		Total	5	25	40	50	0
	Grant Center	BOONE	0	2	3	3	0
		CAMPBELL	0	0	2	0	0
		FAYETTE	1	1	1	0	0
		GRANT	4	11	17	24	0
		HARRISON	2	2	1	1	0
		IN	0	1	0	0	0
		JOHNSON	0	1	0	0	0
		KENTON	1	1	2	0	0
		MONTGOMERY	0	1	0	0	0

**Table 30 - 2016 Kentucky Long Term Care Facility Patient Origin
Facility ADD and Facility by Patient County of Residence**

ADD	Facility Name	Patient County	Under 65	65-74	75-84	Over 85	Unknown
		OH	1	1	0	0	0
		OWEN	1	0	0	1	0
		PENDLETON	0	0	2	2	0
		PERRY	0	1	0	0	0
		TRIMBLE	0	1	0	0	0
		Total	10	23	28	31	0
	Green Valley Health and Rehabilitation Center						
		BOONE	1	1	2	1	0
		CARROLL	2	5	8	29	0
		GALLATIN	0	1	1	0	0
		GRANT	1	0	0	0	0
		HENRY	1	0	1	0	0
		IN	0	0	1	1	0
		KENTON	1	3	0	1	0
		MADISON	0	0	1	0	0
		OLDHAM	1	0	0	0	0
		TRIMBLE	0	1	0	0	0
		Total	7	11	14	32	0
	Highlandspring of Ft Thomas						
		BOONE	0	1	4	4	0
		BRACKEN	0	0	1	2	0
		CAMPBELL	4	13	24	36	0
		KENTON	0	4	15	9	0
		OH	0	0	1	4	0
		Other	0	0	1	0	0
		PENDLETON	0	0	2	0	0
		Total	4	18	48	55	0
	Madonna Manor						
		KENTON	2	9	20	28	0
		Total	2	9	20	28	0
	Owenton Center						
		ANDERSON	1	0	0	0	0
		BOONE	2	0	0	0	0
		BOURBON	0	1	0	0	0
		CARROLL	0	2	0	0	0
		FAYETTE	6	2	1	0	0

**Table 30 - 2016 Kentucky Long Term Care Facility Patient Origin
Facility ADD and Facility by Patient County of Residence**

ADD	Facility Name	Patient County	Under 65	65-74	75-84	Over 85	Unknown
		FRANKLIN	2	1	1	1	0
		GALLATIN	0	0	2	1	0
		GRANT	1	3	3	1	0
		HARRISON	3	0	0	0	0
		HENRY	0	0	2	0	0
		JEFFERSON	0	0	0	1	0
		KENTON	2	1	0	1	0
		MASON	0	0	1	0	0
		Other	1	0	0	0	0
		OWEN	11	2	9	23	0
		PENDLETON	1	0	0	0	0
		ROWAN	0	1	0	0	0
		SCOTT	0	0	4	2	0
		SHELBY	0	1	0	0	0
		Total	30	14	23	30	0
Providence Gallatin		BOONE	2	1	4	5	0
		CAMPBELL	1	1	1	1	0
		CARROLL	0	2	4	4	0
		FAYETTE	1	0	0	1	0
		FRANKLIN	0	1	0	0	0
		GALLATIN	3	3	15	12	0
		GRANT	1	2	3	4	0
		HOPKINS	0	0	1	0	0
		IN	0	0	1	1	0
		KENTON	1	2	2	5	0
		OH	0	1	0	0	0
		OLDHAM	0	0	0	1	0
		Other	0	0	2	0	0
		OWEN	0	1	3	4	0
		PENDLETON	0	0	1	0	0
		TRIMBLE	0	1	0	0	0
		WAYNE	0	0	1	0	0
		Total	9	15	38	38	0
Providence Pavilion		BOONE	3	2	4	2	0

**Table 30 - 2016 Kentucky Long Term Care Facility Patient Origin
Facility ADD and Facility by Patient County of Residence**

ADD	Facility Name	Patient County	Under 65	65-74	75-84	Over 85	Unknown
		CAMPBELL	3	4	2	3	0
		FAYETTE	0	0	0	1	0
		FLEMING	1	0	0	0	0
		HARDIN	0	0	1	0	0
		HARRISON	1	0	0	0	0
		JEFFERSON	1	0	0	0	0
		KENTON	14	6	6	14	0
		OH	1	2	2	0	0
		PENDLETON	0	0	0	2	0
		Total	24	14	15	22	0
	River Valley Nursing Home						
		BOONE	0	1	1	0	0
		BRACKEN	0	0	2	0	0
		CAMPBELL	1	5	4	4	0
		KENTON	0	5	6	4	0
		PENDLETON	1	4	7	13	0
		Total	2	15	20	21	0
	Rosedale Green						
		BOONE	1	1	10	10	0
		CAMPBELL	0	2	3	7	0
		GRANT	1	0	0	0	0
		HARRISON	1	0	0	0	0
		KENTON	4	17	37	79	0
		OH	0	1	0	1	0
		Other	0	2	5	2	0
		Total	7	23	55	99	0
	St Elizabeth Florence SNF						
		BOONE	1	5	2	3	0
		KENTON	0	1	1	1	0
		Total	1	6	3	4	0
	St. Elizabeth FT Thomas SNF						
		BOONE	0	0	1	0	0
		BRACKEN	0	0	1	0	0
		CAMPBELL	1	1	3	3	0
		CLARK	0	1	0	0	0
		OH	0	0	1	0	0

**Table 30 - 2016 Kentucky Long Term Care Facility Patient Origin
Facility ADD and Facility by Patient County of Residence**

ADD	Facility Name	Patient County	Under 65	65-74	75-84	Over 85	Unknown
		Total	1	2	6	3	0
	Village Care Center	BOONE	0	2	7	9	0
		CAMPBELL	0	1	1	3	0
		GRANT	0	0	3	1	0
		KENTON	2	6	14	41	0
		OH	0	0	0	1	0
		Total	2	9	25	55	0
	Villaspring of Erlanger	BOONE	4	10	22	27	0
		CAMPBELL	0	5	0	1	0
		GALLATIN	0	1	0	0	0
		GRANT	0	1	1	2	0
		IN	1	1	0	0	0
		KENTON	2	13	15	19	0
		OH	0	0	0	4	0
		PENDLETON	0	0	0	1	0
		Total	7	31	38	54	0
	Woodcrest Nursing and Rehabilitation Center	BOONE	1	8	9	11	0
		CAMPBELL	0	3	0	4	0
		CARLISLE	1	0	0	0	0
		FAYETTE	1	0	0	1	0
		GALLATIN	1	0	2	0	0
		GRANT	1	2	1	0	0
		KENTON	7	8	23	16	0
		Other	0	0	2	2	0
		PENDLETON	0	1	1	0	0
		Total	12	22	38	34	0
		ADD:7 Total	203	346	542	713	0
ADD:8	Bracken County Nursing and Rehabilitation Center	BRACKEN	2	2	7	9	0
		CAMPBELL	0	0	0	1	0
		FLEMING	0	1	0	0	0
		HARRISON	0	1	0	0	0

**Table 30 - 2016 Kentucky Long Term Care Facility Patient Origin
Facility ADD and Facility by Patient County of Residence**

ADD	Facility Name	Patient County	Under 65	65-74	75-84	Over 85	Unknown
		KENTON	0	1	0	0	0
		MASON	0	0	3	0	0
		Other	1	0	0	0	0
		ROBERTSON	0	0	1	0	0
		Total	3	5	11	10	0
	Maysville Nursing and Rehabilitation Facility						
		BOURBON	0	0	1	0	0
		BRACKEN	1	1	2	6	0
		FAYETTE	0	0	1	0	0
		FLEMING	1	1	5	2	0
		HARRISON	0	0	1	0	0
		KENTON	0	0	1	0	0
		LEWIS	0	2	5	6	0
		MASON	6	9	16	39	0
		OH	1	0	3	4	0
		ROWAN	0	0	0	1	0
		WOODFORD	0	0	0	1	0
		Total	9	13	35	59	0
	Pioneer Trace Nursing Home						
		BOURBON	0	0	0	1	0
		FAYETTE	0	0	0	1	0
		FLEMING	4	9	20	29	0
		GREENUP	1	0	0	0	0
		JEFFERSON	1	0	0	0	0
		MASON	0	1	3	2	0
		MORGAN	0	0	1	0	0
		NICHOLAS	0	0	1	1	0
		OH	0	1	1	0	0
		Other	1	0	0	0	0
		ROWAN	0	1	2	0	0
		Total	7	12	28	34	0
	Robertson County Health Care Facility						
		BOURBON	0	0	0	1	0
		BRACKEN	0	0	0	4	0
		FAYETTE	0	1	0	0	0
		FLEMING	3	1	1	5	0

**Table 30 - 2016 Kentucky Long Term Care Facility Patient Origin
Facility ADD and Facility by Patient County of Residence**

ADD	Facility Name	Patient County	Under 65	65-74	75-84	Over 85	Unknown
		HARRISON	1	2	4	7	0
		MASON	2	0	1	2	0
		NICHOLAS	0	1	1	1	0
		PENDLETON	0	1	0	0	0
		ROBERTSON	1	1	8	3	0
		ROWAN	0	0	1	0	0
		Total	7	7	16	23	0
	Vanceburg Rehabilitation and Care	BATH	1	0	0	0	0
		BOYD	2	2	1	0	0
		CARTER	3	2	1	0	0
		FAYETTE	0	2	0	0	0
		GREENUP	1	1	0	0	0
		LAUREL	1	0	0	0	0
		LEWIS	10	18	15	19	0
		MASON	2	1	1	0	0
		ROCKCASTLE	2	0	0	0	0
		ROWAN	0	2	0	0	0
		Total	22	28	18	19	0
		ADD:8 Total	48	65	108	145	0
ADD:9	Edgewood Estates	BATH	0	0	5	4	0
		BOURBON	0	1	0	0	0
		CARTER	0	1	0	1	0
		CLARK	0	0	1	0	0
		CLINTON	0	0	1	0	0
		FAYETTE	0	0	1	0	0
		MAGOFFIN	0	1	0	0	0
		MENIFEE	1	5	2	15	0
		MONTGOMERY	2	1	2	4	0
		MORGAN	0	0	1	2	0
		ROWAN	0	2	1	2	0
		WOLFE	0	2	0	0	0
		Total	3	13	14	28	0

**Table 30 - 2016 Kentucky Long Term Care Facility Patient Origin
Facility ADD and Facility by Patient County of Residence**

ADD	Facility Name	Patient County	Under 65	65-74	75-84	Over 85	Unknown
	Life Care Center of Morehead	BATH	0	3	4	1	0
		CARTER	1	2	1	5	0
		ELLIOTT	0	2	1	0	0
		FAYETTE	1	0	0	0	0
		FLEMING	0	0	1	0	0
		LEWIS	1	0	0	0	0
		MENIFEE	1	4	0	0	0
		MONTGOMERY	1	1	0	0	0
		MORGAN	1	1	2	3	0
		OH	0	0	1	0	0
		ROWAN	7	11	19	13	0
		Total	13	24	29	22	0
	Ridgeway Nursing and Rehabilitation	BATH	3	13	10	23	0
		BREATHITT	0	1	0	1	0
		CARTER	0	0	0	1	0
		CLARK	1	0	0	1	0
		FLEMING	1	0	0	0	0
		FRANKLIN	0	0	1	0	0
		LAUREL	0	0	0	1	0
		LAWRENCE	0	0	1	0	0
		LETCHER	1	0	0	0	0
		MONTGOMERY	2	4	3	5	0
		NICHOLAS	0	0	1	0	0
		ROWAN	2	1	7	5	0
		Total	10	19	23	37	0
	St. Claire Medical Center TCU	BATH	1	0	0	0	0
		CARTER	0	0	1	0	0
		MORGAN	0	1	1	0	0
		ROWAN	1	1	2	0	0
		Total	2	2	4	0	0
	West Liberty Nursing and Rehabilitation Center	ELLIOTT	3	0	2	1	0
		MAGOFFIN	0	0	1	3	0

**Table 30 - 2016 Kentucky Long Term Care Facility Patient Origin
Facility ADD and Facility by Patient County of Residence**

ADD	Facility Name	Patient County	Under 65	65-74	75-84	Over 85	Unknown
		MENIFEE	0	1	1	1	0
		MORGAN	6	4	8	6	0
		ROWAN	1	0	0	2	0
		WOLFE	0	0	2	1	0
		Total	10	5	14	14	0
	Windsor Care Center	BATH	0	2	6	5	0
		CLARK	0	1	5	3	0
		FAYETTE	0	0	0	1	0
		MENIFEE	1	0	0	1	0
		MONTGOMERY	4	13	35	42	0
		NICHOLAS	0	0	1	2	0
		OH	0	0	0	1	0
		POWELL	0	0	0	1	0
		ROWAN	1	1	2	0	0
		Total	6	17	49	56	0
ADD:10		ADD:9 Total	44	80	133	157	0
	Boyd Nursing and Rehabilitation Center	BOYD	8	7	8	16	0
		CARTER	2	2	0	5	0
		GREENUP	1	0	1	2	0
		LAWRENCE	1	1	0	0	0
		ROWAN	0	1	0	0	0
		Total	12	11	9	23	0
	Carter Nursing and Rehabilitation Center	BELL	0	1	0	0	0
		BOYD	3	1	6	3	0
		CARTER	10	16	38	18	0
		JOHNSON	1	0	0	0	0
		LAWRENCE	0	3	2	1	0
		LEWIS	0	1	0	1	0
		MORGAN	0	0	0	1	0
		OHIO	0	0	0	1	0
		Other	0	0	1	1	0
		PENDLETON	0	1	0	0	0

**Table 30 - 2016 Kentucky Long Term Care Facility Patient Origin
Facility ADD and Facility by Patient County of Residence**

ADD	Facility Name	Patient County	Under 65	65-74	75-84	Over 85	Unknown
		ROWAN	1	0	1	1	0
		WV	0	1	0	0	0
		Total	15	24	48	27	0
	Elliott Nursing and Rehabilitation Center	BOYD	0	0	1	0	0
		CARTER	0	3	10	5	0
		ELLIOTT	2	5	9	13	0
		LAWRENCE	0	0	1	3	0
		MARTIN	0	1	0	0	0
		MONTGOMERY	0	0	0	1	0
		MORGAN	0	1	2	4	0
		OH	0	0	0	1	0
		ROWAN	2	2	1	1	0
		WV	0	0	1	0	0
		Total	4	12	25	28	0
	King's Daughters Medical Center	BOYD	0	4	2	1	0
		CARTER	0	1	0	0	0
		GREENUP	0	0	0	1	0
		LEWIS	0	1	0	0	0
		MARTIN	1	0	0	0	0
		OH	0	1	1	0	0
		WV	0	1	0	0	0
		Total	1	8	3	2	0
	Kingsbrook Lifecare Center	BOYD	6	15	23	30	0
		BRECKINRIDGE	0	0	1	0	0
		CARTER	0	1	2	4	0
		FAYETTE	1	0	1	0	0
		GREENUP	3	6	10	8	0
		LAWRENCE	0	1	1	1	0
		LEWIS	1	0	0	0	0
		OH	1	1	6	5	0
		WOODFORD	0	0	1	0	0
		WV	0	1	0	1	0
		Total	12	25	45	49	0

**Table 30 - 2016 Kentucky Long Term Care Facility Patient Origin
Facility ADD and Facility by Patient County of Residence**

ADD	Facility Name	Patient County	Under 65	65-74	75-84	Over 85	Unknown
	Oakmont Manor	BOYD	0	3	8	15	0
		CARTER	0	0	0	1	0
		GREENUP	3	7	14	18	0
		LAWRENCE	1	1	0	5	0
		OH	0	0	1	0	0
		Total	4	11	23	39	0
	South Shore Nursing and Rehabilitation Center	ANDERSON	1	0	0	0	0
		BOYD	6	2	0	2	0
		CARTER	1	0	0	1	0
		GREENUP	7	4	14	8	0
		LEWIS	0	2	2	1	0
		OH	0	1	0	0	0
		Total	15	9	16	12	0
	The Jordan Center	BOYD	3	3	1	1	0
		CARTER	0	0	0	1	0
		ELLIOTT	1	0	0	0	0
		FAYETTE	1	0	0	0	0
		GREENUP	2	0	0	2	0
		JOHNSON	2	0	0	1	0
		LAWRENCE	10	5	14	11	0
		LEWIS	0	0	1	0	0
		MADISON	1	0	0	0	0
		MARTIN	3	2	0	1	0
		OH	0	1	0	0	0
		Other	0	0	1	0	0
		PIKE	1	0	0	0	0
		ROWAN	1	0	1	0	0
		WV	3	6	7	2	0
		Total	28	17	25	19	0
	Woodland Oaks Health Care Facility	BOYD	3	8	22	41	0
		CARTER	0	1	1	1	0
		FAYETTE	0	0	0	1	0

**Table 30 - 2016 Kentucky Long Term Care Facility Patient Origin
Facility ADD and Facility by Patient County of Residence**

ADD	Facility Name	Patient County	Under 65	65-74	75-84	Over 85	Unknown
		GREENUP	0	2	9	12	0
		LAWRENCE	0	0	3	1	0
		OH	0	1	3	0	0
		WV	0	0	1	0	0
		Total	3	12	39	56	0
	Wurtland Nursing and Rehabilitation Center						
		BOYD	7	16	7	10	0
		BULLITT	0	0	1	0	0
		CARTER	4	1	3	2	2
		ELLIOTT	0	0	0	1	0
		FAYETTE	1	0	0	0	0
		GREENUP	10	14	9	16	0
		HARRISON	1	0	0	0	0
		OH	0	0	1	2	1
		WV	0	0	1	0	0
		Total	23	31	22	31	3
		ADD:10 Total	117	160	255	286	3
ADD:11	Good Shepherd Community Nursing Center						
		BOONE	0	0	0	1	0
		FLOYD	0	1	0	0	0
		HARLAN	2	0	0	0	0
		MARTIN	0	2	0	0	0
		PIKE	13	14	18	16	0
		VA	0	0	0	1	0
		WV	4	2	5	3	0
		Total	19	19	23	21	0
	Martin County Health Care Facility						
		FLOYD	0	1	0	2	0
		JESSAMINE	0	1	0	0	0
		JOHNSON	0	0	0	1	0
		LAWRENCE	0	2	2	2	0
		MARTIN	2	7	23	6	0
		PIKE	0	1	1	0	0
		WAYNE	1	0	0	1	0
		WV	0	1	2	6	0

**Table 30 - 2016 Kentucky Long Term Care Facility Patient Origin
Facility ADD and Facility by Patient County of Residence**

ADD	Facility Name	Patient County	Under 65	65-74	75-84	Over 85	Unknown
		Total	3	13	28	18	0
	Mountain Manor of Paintsville	FAYETTE	0	0	0	1	0
		FLOYD	2	4	2	2	0
		JEFFERSON	0	0	0	1	0
		JOHNSON	11	10	23	44	0
		KNOTT	0	1	0	0	0
		LAWRENCE	1	1	2	0	0
		MAGOFFIN	0	1	1	2	0
		MARTIN	0	0	0	2	0
		MORGAN	0	0	0	2	0
		OH	0	0	1	0	0
		PIKE	0	1	0	0	0
		PULASKI	0	1	0	0	0
		Total	14	19	29	54	0
	Mountain View Health Care Center	FAYETTE	2	0	0	0	0
		FLOYD	1	1	1	1	0
		JOHNSON	2	0	0	1	0
		KNOTT	1	0	1	0	0
		LAUREL	0	0	1	0	0
		LEE	1	0	0	0	0
		LESLIE	1	0	0	0	0
		LETCHER	1	0	0	0	0
		MUHLENBERG	1	0	0	0	0
		Other	0	1	0	0	0
		PIKE	17	17	17	14	0
		VA	1	3	5	2	0
		WV	0	1	0	0	0
		Total	28	23	25	18	0
	Parkview Nursing and Rehabilitation Center (Pikeville)	FAYETTE	1	2	0	0	0
		FLOYD	6	3	3	2	0
		JOHNSON	3	2	2	0	0
		KNOTT	0	0	1	0	0
		LAWRENCE	0	1	1	0	0

**Table 30 - 2016 Kentucky Long Term Care Facility Patient Origin
Facility ADD and Facility by Patient County of Residence**

ADD	Facility Name	Patient County	Under 65	65-74	75-84	Over 85	Unknown
		LETCHER	0	1	1	0	0
		MAGOFFIN	0	1	0	2	0
		MARTIN	0	1	1	1	0
		PIKE	16	14	13	21	0
		WV	5	2	2	6	0
		Total	31	27	24	32	0
	Prestonsburg Health Care Center	FLOYD	2	10	13	9	0
		JOHNSON	0	2	4	3	0
		MAGOFFIN	3	0	1	1	0
		PIKE	0	1	1	2	0
		Total	5	13	19	15	0
	Riverview Health Care Center	CALDWELL	0	1	0	0	0
		FLOYD	6	24	25	23	0
		GREENUP	0	1	0	0	0
		HENDERSON	1	0	0	0	0
		JEFFERSON	1	0	0	0	0
		JOHNSON	1	3	3	2	0
		LEE	0	0	1	0	0
		MAGOFFIN	0	0	2	1	0
		MARTIN	2	1	1	0	0
		OH	0	0	0	1	0
		PERRY	1	0	0	0	0
		PIKE	0	2	3	2	0
		Total	12	32	35	29	0
	Salyserville Nursing and Rehabilitation Center	BOYD	2	0	1	0	0
		FAYETTE	1	0	0	0	0
		FLOYD	6	5	1	0	0
		HARRISON	0	0	1	0	0
		JEFFERSON	0	0	0	1	0
		JOHNSON	6	12	9	8	0
		LAWRENCE	0	0	1	0	0
		MAGOFFIN	9	6	20	19	0
		MARTIN	1	0	0	0	0

**Table 30 - 2016 Kentucky Long Term Care Facility Patient Origin
Facility ADD and Facility by Patient County of Residence**

ADD	Facility Name	Patient County	Under 65	65-74	75-84	Over 85	Unknown
		MORGAN	1	0	1	0	0
		Other	0	1	0	0	0
		PERRY	1	0	0	0	0
		PIKE	0	0	1	1	0
		ROCKCASTLE	1	0	0	0	0
		ROWAN	1	0	0	0	0
		Total	29	24	35	29	0
	Signature Health Care of Pikeville	FLOYD	0	0	4	3	0
		Other	1	2	1	2	0
		PIKE	11	14	30	25	0
		TN	0	0	1	0	0
		WV	0	2	0	0	0
		Total	12	18	36	30	0
	Williamson ARH Nursing Facility	PIKE	6	0	10	1	0
		WV	1	2	4	3	0
		Total	7	2	14	4	0
		ADD:11 Total	160	190	268	250	0
ADD:12	Hazard Health and Rehabilitation Center	BELL	0	1	0	0	0
		BREATHITT	4	1	2	1	0
		FAYETTE	1	0	0	0	0
		FLOYD	5	3	2	1	0
		IN	1	0	0	0	0
		JOHNSON	1	0	0	0	0
		KNOTT	6	9	7	3	0
		KNOX	0	1	1	0	0
		LAUREL	0	2	1	0	0
		LESLIE	0	0	3	0	0
		LETCHER	2	2	0	0	0
		OH	1	0	0	0	0
		OWSLEY	0	1	0	0	0
		PERRY	39	27	40	24	0
		ROCKCASTLE	0	0	1	0	0

**Table 30 - 2016 Kentucky Long Term Care Facility Patient Origin
Facility ADD and Facility by Patient County of Residence**

ADD	Facility Name	Patient County	Under 65	65-74	75-84	Over 85	Unknown
		SHELBY	0	1	0	0	0
		WOLFE	1	0	0	0	0
		Total	61	48	57	29	0
	Hyden Health and Rehabilitation Center	BREATHITT	1	0	0	0	0
		CLAY	4	3	3	3	0
		HARLAN	5	0	0	0	0
		LESLIE	11	15	27	8	0
		OH	0	0	1	0	0
		PERRY	5	1	4	0	0
		WHITLEY	0	1	1	0	0
		Total	26	20	36	11	0
	Knott County Health and Rehabilitation Center	FLOYD	2	3	1	5	0
		KNOTT	10	22	17	18	0
		LAWRENCE	0	1	0	0	0
		LETCHER	1	0	0	0	0
		OH	0	0	0	1	0
		PERRY	1	1	0	3	0
		PIKE	0	0	1	0	0
		SCOTT	0	0	0	1	0
		Total	14	27	19	28	0
	Lee County Care and Rehabilitation Center	BOURBON	0	0	5	0	0
		BOYD	0	2	0	0	0
		BREATHITT	0	8	20	0	0
		CARROLL	0	0	6	0	0
		ELLIOTT	0	0	6	0	0
		ESTILL	0	1	0	0	0
		FAYETTE	0	0	2	0	0
		FLOYD	0	0	0	3	0
		JACKSON	0	0	2	1	0
		JEFFERSON	0	10	0	0	0
		LAUREL	0	2	0	0	0
		LEE	0	19	4	0	0

**Table 30 - 2016 Kentucky Long Term Care Facility Patient Origin
Facility ADD and Facility by Patient County of Residence**

ADD	Facility Name	Patient County	Under 65	65-74	75-84	Over 85	Unknown
		LESLIE	0	0	9	0	0
		WOLFE	0	0	1	0	0
		Total	0	42	55	4	0
	Letcher Manor	BELL	0	0	1	0	0
		FAYETTE	2	0	0	0	0
		FLOYD	2	0	1	0	0
		GREENUP	0	0	1	0	0
		HARLAN	2	0	0	1	0
		IN	0	1	0	0	0
		JEFFERSON	0	0	0	1	0
		KNOTT	2	1	1	2	0
		KNOX	1	0	0	0	0
		LEE	0	0	0	1	0
		LETCHER	17	24	24	25	0
		OWSLEY	1	0	0	0	0
		PERRY	0	1	6	2	0
		PIKE	2	1	0	0	0
		TN	1	1	0	0	0
		VA	0	1	1	1	0
		WV	0	1	1	0	0
		Total	30	31	36	33	0
	Nim Henson Geriatric Center	BREATHITT	14	14	10	29	0
		PERRY	0	0	1	0	0
		Total	14	14	11	29	0
	Owsley County Health Care Center	BREATHITT	2	2	2	0	0
		CLAY	1	0	5	1	0
		ESTILL	0	1	0	1	0
		FAYETTE	0	0	1	0	0
		FRANKLIN	1	0	0	0	0
		JACKSON	0	0	1	0	0
		JESSAMINE	1	2	0	0	0
		JOHNSON	0	1	0	0	0
		KENTON	0	0	1	0	0

**Table 30 - 2016 Kentucky Long Term Care Facility Patient Origin
Facility ADD and Facility by Patient County of Residence**

ADD	Facility Name	Patient County	Under 65	65-74	75-84	Over 85	Unknown
		LEE	5	3	6	4	0
		MADISON	0	1	0	1	0
		OWSLEY	6	8	8	9	0
		PERRY	0	1	2	1	0
		POWELL	0	1	0	0	0
		WHITLEY	1	0	0	0	0
		WOLFE	2	0	0	0	0
		Total	19	20	26	17	0
	Paul E Patton Eastern Ky Veterans Center	BATH	0	1	0	0	0
		BELL	0	1	1	0	0
		BOYD	0	0	0	1	0
		BOYLE	0	0	1	0	0
		BREATHITT	0	0	0	1	0
		CLARK	0	0	1	1	0
		CLAY	0	1	1	1	0
		CLINTON	0	1	0	0	0
		EDMONSON	0	1	0	0	0
		ESTILL	0	1	0	1	0
		FAYETTE	0	3	6	1	0
		FLEMING	1	0	0	0	0
		FLOYD	0	0	2	1	0
		HARLAN	0	0	0	3	0
		JACKSON	0	0	0	1	0
		JEFFERSON	2	1	0	0	0
		JOHNSON	0	0	0	1	0
		KNOTT	1	2	2	2	0
		LAUREL	0	4	2	5	0
		LEE	0	0	1	0	0
		LESLIE	0	0	0	3	0
		LETCHER	0	2	1	0	0
		LINCOLN	1	0	0	0	0
		MADISON	0	0	1	1	0
		MAGOFFIN	0	1	0	0	0
		MCCREARY	0	0	0	2	0
		MERCER	0	0	1	0	0

**Table 30 - 2016 Kentucky Long Term Care Facility Patient Origin
Facility ADD and Facility by Patient County of Residence**

ADD	Facility Name	Patient County	Under 65	65-74	75-84	Over 85	Unknown
		MORGAN	0	1	0	0	0
		NELSON	0	0	0	1	0
		NICHOLAS	0	1	0	0	0
		OWEN	0	1	0	0	0
		OWSLEY	0	0	1	0	0
		PERRY	1	5	9	5	0
		PIKE	1	3	2	1	0
		POWELL	0	1	0	0	0
		PULASKI	0	1	0	1	0
		ROWAN	0	1	0	0	0
		SCOTT	0	1	0	0	0
		WAYNE	0	1	0	0	0
		WHITLEY	1	1	1	0	0
		WOLFE	0	1	0	1	0
		Total	8	37	33	34	0
	Wolfe County Health and Rehabilitation Center						
		BREATHITT	3	2	2	7	0
		ESTILL	0	1	0	1	0
		LEE	0	0	5	1	0
		MONTGOMERY	1	0	0	0	0
		MORGAN	1	0	3	0	0
		OWSLEY	0	0	1	0	0
		POWELL	0	2	1	0	0
		ROWAN	0	0	1	0	0
		WOLFE	11	16	25	14	0
		Total	16	21	38	23	0
		ADD:12 Total	188	260	311	208	0
ADD:13	Barbourville Health and Rehabilitation Center						
		BELL	0	1	1	0	0
		CLAY	1	1	0	0	0
		HARLAN	1	0	0	0	0
		KNOX	20	24	41	28	0
		LAUREL	2	1	2	1	0
		TN	0	1	0	0	0
		WHITLEY	1	1	2	2	0

**Table 30 - 2016 Kentucky Long Term Care Facility Patient Origin
Facility ADD and Facility by Patient County of Residence**

ADD	Facility Name	Patient County	Under 65	65-74	75-84	Over 85	Unknown
		Total	25	29	46	31	0
	Christian Health Center - Corbin	BELL	0	0	1	0	0
		KNOX	4	9	18	18	0
		LAUREL	3	2	11	8	0
		PULASKI	0	0	1	0	0
		WHITLEY	1	0	5	7	0
		Total	8	11	36	33	0
	Corbin Health and Rehabilitation Center	BELL	1	0	0	0	0
		CLAY	0	1	0	0	0
		KNOX	0	1	2	0	0
		LAUREL	9	10	9	11	0
		MADISON	0	1	0	0	0
		MCCREARY	0	1	0	0	0
		PERRY	0	0	1	0	0
		PULASKI	1	1	0	1	0
		WHITLEY	10	13	13	11	0
		Total	21	28	25	23	0
	Harlan Health and Rehabilitation Center	HARLAN	28	26	36	33	0
		Other	6	5	2	6	0
		Total	34	31	38	39	0
	Hillcrest Health and Rehabilitation Center	CLAY	2	1	2	0	0
		KNOX	0	4	2	1	0
		LAUREL	16	22	41	20	0
		WHITLEY	1	3	3	2	0
		Total	19	30	48	23	0
	Laurel Creek Health Care Center	CLAY	6	27	27	24	0
		KNOX	0	1	0	0	0
		LAUREL	1	0	2	1	0
		Total	7	28	29	25	0
	Laurel Heights Home for the Elderly	BELL	0	1	0	0	0

**Table 30 - 2016 Kentucky Long Term Care Facility Patient Origin
Facility ADD and Facility by Patient County of Residence**

ADD	Facility Name	Patient County	Under 65	65-74	75-84	Over 85	Unknown
		CLAY	0	0	2	2	0
		HARLAN	1	0	0	0	0
		IN	1	0	0	0	0
		JACKSON	0	0	0	2	0
		JEFFERSON	0	0	1	0	0
		KENTON	0	1	0	0	0
		KNOX	0	0	1	1	0
		LAUREL	5	14	34	55	0
		MCCREARY	0	1	1	1	0
		OH	0	0	1	0	0
		OWSLEY	0	0	0	1	0
		ROCKCASTLE	0	0	0	1	0
		RUSSELL	0	0	1	1	0
		TN	0	0	0	1	0
		VA	0	0	1	0	0
		WHITLEY	1	1	4	2	0
		WV	0	0	0	1	0
		Total	8	18	46	68	0
	Middlesboro Health Care Facility	BELL	5	4	27	45	0
		KNOX	0	1	0	0	0
		TN	0	0	1	4	0
		VA	0	0	3	3	0
		Total	5	5	31	52	0
	Mountain View Nursing and Rehab Ctr	BELL	11	14	19	6	0
		JACKSON	0	1	0	0	0
		KNOX	0	3	4	0	0
		LAUREL	1	0	0	0	0
		PERRY	1	0	0	0	0
		PULASKI	0	1	0	0	0
		TN	0	1	1	0	0
		WHITLEY	1	2	0	1	0
		Total	14	22	24	7	0
	Pineville Community Hospital	BELL	2	4	9	9	0

**Table 30 - 2016 Kentucky Long Term Care Facility Patient Origin
Facility ADD and Facility by Patient County of Residence**

ADD	Facility Name	Patient County	Under 65	65-74	75-84	Over 85	Unknown
		HARLAN	0	0	0	2	0
		KNOX	0	0	1	1	0
		TN	0	1	0	0	0
		Total	2	5	10	12	0
	Rockcastle Health and Rehabilitation Center	BULLITT	0	0	1	0	0
		FAYETTE	1	0	1	0	0
		JESSAMINE	0	1	0	0	0
		LAUREL	1	1	1	2	0
		LINCOLN	3	0	5	0	0
		MADISON	0	0	2	1	0
		MCCREARY	1	0	1	0	0
		Other	0	0	2	1	0
		PULASKI	2	2	3	4	0
		ROCKCASTLE	7	10	17	25	0
		Total	15	14	33	33	0
	Rockcastle Regional Hospital and Respiratory Care	ANDERSON	0	0	1	0	0
		BELL	1	0	0	0	0
		BOURBON	2	0	0	0	0
		BREATHITT	2	0	0	0	0
		CAMPBELL	1	0	0	0	0
		CASEY	1	0	0	0	0
		CLARK	1	0	0	0	0
		DAVISS	1	0	0	1	0
		ESTILL	1	0	0	0	0
		FAYETTE	6	2	0	0	0
		FLOYD	0	0	1	0	0
		FRANKLIN	0	0	1	0	0
		GRANT	1	0	0	0	0
		GRAYSON	0	1	0	0	0
		HARDIN	0	1	0	0	0
		HARLAN	0	1	0	0	0
		HENDERSON	1	0	0	0	0
		HOPKINS	1	0	0	0	0
		IL	1	0	0	0	0

**Table 30 - 2016 Kentucky Long Term Care Facility Patient Origin
Facility ADD and Facility by Patient County of Residence**

ADD	Facility Name	Patient County	Under 65	65-74	75-84	Over 85	Unknown
		JACKSON	0	1	0	0	0
		JEFFERSON	4	1	0	0	0
		JESSAMINE	1	0	0	0	0
		KNOX	2	0	0	0	0
		LAUREL	2	0	2	0	0
		LEE	1	0	0	0	0
		MADISON	3	0	0	0	0
		MCCREARY	0	1	0	0	0
		MONTGOMERY	1	0	0	0	0
		MORGAN	1	0	0	0	0
		OH	0	1	0	0	0
		Other	6	2	0	1	0
		OWSLEY	1	0	0	0	0
		PERRY	0	1	0	0	0
		PIKE	3	0	0	0	0
		POWELL	0	0	1	1	0
		PULASKI	7	2	2	1	0
		ROCKCASTLE	3	0	0	0	0
		ROWAN	0	0	0	1	0
		SCOTT	0	0	1	0	0
		TN	3	0	0	0	0
		UNION	2	0	0	0	0
		WASHINGTON	1	0	0	0	0
		WAYNE	0	2	0	0	0
		WHITLEY	1	0	3	0	0
		WOLFE	1	0	0	0	0
		WV	1	0	0	0	0
		Total	64	16	12	5	0
	Signature HealthCare at Jackson Manor	CLAY	2	1	1	0	0
		FAYETTE	0	0	1	1	0
		JACKSON	5	3	12	6	0
		KNOX	0	1	0	0	0
		LAUREL	3	3	3	3	0
		OWSLEY	0	0	1	0	0

**Table 30 - 2016 Kentucky Long Term Care Facility Patient Origin
Facility ADD and Facility by Patient County of Residence**

ADD	Facility Name	Patient County	Under 65	65-74	75-84	Over 85	Unknown
		PERRY	0	1	0	0	0
		ROCKCASTLE	0	0	1	0	0
		Total	10	9	19	10	0
	The Heritage	CLAY	0	0	0	1	0
		KNOX	3	2	6	7	0
		LAUREL	0	2	10	11	0
		WHITLEY	5	8	13	13	0
		Total	8	12	29	32	0
	Tri-Cities Nursing and Rehabilitation Center	HARLAN	16	13	30	15	0
		Total	16	13	30	15	0
	Williamsburg Health and Rehabilitation Center	CAMPBELL	0	0	0	1	0
		CUMBERLAND	0	1	0	0	0
		HARLAN	0	1	0	0	0
		KNOX	0	0	1	0	0
		LAUREL	1	1	3	0	0
		MCCREARY	1	0	4	5	0
		PULASKI	1	1	0	1	0
		WHITLEY	11	21	29	37	0
		Total	14	25	37	44	0
		ADD:13 Total	270	296	493	452	0
ADD:14	Campbellsville Nursing and Rehabilitation	MARION	0	0	1	1	0
		TAYLOR	1	5	28	24	0
		Total	1	5	29	25	0
	Clinton County Care and Rehabilitation Center	CASEY	0	0	1	0	0
		CLINTON	8	4	14	15	0
		Other	0	0	1	0	0
		PULASKI	0	0	0	1	0
		WAYNE	1	2	1	1	0
		Total	9	6	17	17	0

**Table 30 - 2016 Kentucky Long Term Care Facility Patient Origin
Facility ADD and Facility by Patient County of Residence**

ADD	Facility Name	Patient County	Under 65	65-74	75-84	Over 85	Unknown
	Cumberland Nursing and Rehabilitation Center	BOYLE	0	1	0	0	0
		CASEY	0	1	1	1	0
		LAUREL	0	2	0	0	0
		LINCOLN	0	1	0	1	0
		MADISON	0	0	1	0	0
		MCCREARY	0	1	0	0	0
		Other	0	0	1	0	0
		PULASKI	3	12	25	27	0
		RUSSELL	0	0	0	3	0
		WAYNE	0	1	3	1	0
		Total	3	19	31	33	0
	Fair Oaks Health Systems	ADAIR	1	0	3	6	0
		BARREN	0	0	1	0	0
		CASEY	0	1	0	0	0
		DAVIESS	0	0	0	1	0
		FAYETTE	0	0	1	0	0
		Other	0	1	0	1	0
		PULASKI	1	0	1	2	0
		RUSSELL	7	10	25	51	0
		WAYNE	0	1	0	0	0
		Total	9	13	31	61	0
	Green Hill Rehabilitation and Care	ADAIR	5	1	3	2	0
		BRECKINRIDGE	0	1	0	0	0
		CASEY	0	0	1	0	0
		GREEN	4	7	21	26	0
		HARDIN	0	0	2	0	0
		LARUE	0	0	0	1	0
		METCALFE	0	1	0	0	0
		PULASKI	0	0	1	0	0
		RUSSELL	1	1	1	0	0
		TAYLOR	3	5	10	8	0
		Total	13	16	39	37	0

**Table 30 - 2016 Kentucky Long Term Care Facility Patient Origin
Facility ADD and Facility by Patient County of Residence**

ADD	Facility Name	Patient County	Under 65	65-74	75-84	Over 85	Unknown
	Hicks' Golden Years Nursing Home	CLINTON	0	0	1	0	0
		FAYETTE	0	0	1	0	0
		MCCREARY	0	1	0	0	0
		PULASKI	1	3	3	1	0
		RUSSELL	1	0	0	0	0
		WAYNE	6	5	17	17	0
		Total	8	9	22	18	0
	Lake Cumberland Regional Hospital	MCCREARY	1	0	0	0	0
		PULASKI	2	1	4	3	0
		WAYNE	1	0	0	0	0
		Total	4	1	4	3	0
	Liberty Care and Rehabilitation Center	CASEY	2	15	21	41	0
		FRANKLIN	0	0	1	1	0
		NELSON	0	0	1	0	0
		Other	0	0	1	0	0
		PULASKI	0	0	2	1	0
		RUSSELL	0	2	3	0	0
		Total	2	17	29	43	0
	Signature Healthcare At Summit Manor Rehab	ADAIR	6	10	28	27	0
		GREEN	0	0	1	0	0
		JEFFERSON	0	0	0	1	0
		MEADE	0	0	1	0	0
		RUSSELL	0	4	7	5	0
		TAYLOR	0	2	0	3	0
		Total	6	16	37	36	0
	Signature Healthcare of McCreary County Rehab	IN	0	0	0	1	0
		LAUREL	1	0	0	0	0
		MCCREARY	2	9	10	8	0
		PULASKI	2	5	4	4	0
		TN	0	0	0	2	0
		WAYNE	1	3	1	0	0

**Table 30 - 2016 Kentucky Long Term Care Facility Patient Origin
Facility ADD and Facility by Patient County of Residence**

ADD	Facility Name	Patient County	Under 65	65-74	75-84	Over 85	Unknown
		Total	6	17	15	15	0
	Somerset Nursing and Rehabilitation Facility	CLINTON	0	0	1	0	0
		GRANT	0	0	1	0	0
		HARDIN	0	1	0	0	0
		LINCOLN	0	1	1	0	0
		MADISON	1	0	0	0	0
		MCCREARY	0	0	1	3	0
		OH	0	0	1	1	0
		PULASKI	5	11	29	49	0
		RUSSELL	0	0	1	0	0
		WAYNE	0	0	3	3	0
		Total	6	13	38	56	0
	Somerwoods Nursing and Rehabilitation	CASEY	0	0	0	1	0
		CLINTON	1	0	0	0	0
		JEFFERSON	0	1	0	0	0
		LAUREL	1	1	1	0	0
		MADISON	0	0	0	1	0
		MCCREARY	0	0	0	1	0
		PULASKI	9	9	32	53	0
		RUSSELL	5	1	0	0	0
		WAYNE	0	2	4	2	0
		Total	16	14	37	58	0
	The Grandview Nursing and Rehabilitation Facility	ADAIR	0	0	2	1	0
		CASEY	0	0	1	0	0
		GREEN	1	0	3	3	0
		MARION	0	0	2	0	0
		TAYLOR	2	9	17	35	0
		Total	3	9	25	39	0
		ADD:14 Total	86	155	354	441	0
ADD:15	Berea Health Care Center	BOYD	0	0	0	1	0
		CLARK	0	0	1	0	0

**Table 30 - 2016 Kentucky Long Term Care Facility Patient Origin
Facility ADD and Facility by Patient County of Residence**

ADD	Facility Name	Patient County	Under 65	65-74	75-84	Over 85	Unknown
		ESTILL	0	0	0	1	0
		FAYETTE	0	1	1	0	0
		GARRARD	0	0	1	1	0
		JACKSON	0	0	3	2	0
		LAUREL	1	0	0	0	0
		LESLIE	0	0	1	0	0
		MADISON	4	5	15	29	0
		Other	0	0	0	0	2
		PERRY	1	0	0	0	0
		ROCKCASTLE	0	3	0	3	0
		WHITLEY	0	1	0	0	0
		Total	6	10	22	37	2
	Bluegrass Care and Rehabilitation Center						
		BOURBON	0	1	0	0	0
		BOYD	0	0	0	1	0
		BREATHITT	0	0	0	1	0
		CLARK	0	1	0	0	0
		FAYETTE	4	17	24	21	0
		FLEMING	0	0	0	1	0
		HARRISON	1	0	0	0	0
		HART	1	0	0	0	0
		JESSAMINE	0	4	4	4	0
		MADISON	0	0	2	0	0
		Other	0	2	1	2	0
		PULASKI	0	1	1	0	0
		SCOTT	1	0	0	0	0
		WOODFORD	1	1	0	0	0
		Total	8	27	32	30	0
	Bourbon Heights						
		ADAIR	0	1	0	0	0
		ANDERSON	0	0	0	1	0
		BATH	0	0	1	0	0
		BOURBON	6	6	15	20	0
		BRECKINRIDGE	0	0	0	1	0
		BUTLER	0	0	0	1	0
		CLARK	0	1	1	0	0

**Table 30 - 2016 Kentucky Long Term Care Facility Patient Origin
Facility ADD and Facility by Patient County of Residence**

ADD	Facility Name	Patient County	Under 65	65-74	75-84	Over 85	Unknown
		CLINTON	0	0	0	1	0
		FAYETTE	0	1	1	2	0
		FLEMING	0	0	1	1	0
		FRANKLIN	0	0	1	0	0
		HARRISON	0	0	2	1	0
		IN	0	0	1	0	0
		JACKSON	0	0	1	0	0
		JEFFERSON	0	0	1	0	0
		KENTON	0	0	0	1	0
		LEE	0	0	1	0	0
		MCCRACKEN	0	0	0	1	0
		MONTGOMERY	0	1	0	0	0
		NICHOLAS	0	0	3	4	0
		OHIO	0	1	1	2	0
		PENDLETON	0	0	0	1	0
		PIKE	0	0	1	0	0
		POWELL	0	0	0	2	0
		SCOTT	0	0	1	1	0
		SHELBY	1	0	0	0	0
		TN	0	1	1	0	0
		WEBSTER	0	0	0	1	0
		WOLFE	0	0	0	1	0
		WOODFORD	0	0	0	1	0
		Total	7	12	33	43	0
	Bradford Square Rehabilitation and Nursing Center						
		ANDERSON	2	0	0	6	0
		BOYLE	0	0	1	0	0
		FAYETTE	2	3	5	0	0
		FRANKLIN	0	12	32	9	0
		MERCER	0	0	0	3	0
		OWEN	0	0	0	3	0
		SHELBY	0	0	9	3	0
		WOODFORD	0	0	0	3	0
		Total	4	15	47	27	0
	Brookdale Richmond Place SNF						
		ANDERSON	0	0	1	1	0

**Table 30 - 2016 Kentucky Long Term Care Facility Patient Origin
Facility ADD and Facility by Patient County of Residence**

ADD	Facility Name	Patient County	Under 65	65-74	75-84	Over 85	Unknown
		CARROLL	0	0	0	1	0
		CLARK	0	1	0	1	0
		FAYETTE	2	6	9	22	0
		GRANT	0	0	0	1	0
		JACKSON	0	0	1	0	0
		JESSAMINE	0	0	2	3	0
		LINCOLN	0	0	1	0	0
		MADISON	0	2	2	0	0
		MONROE	1	0	0	0	0
		PULASKI	0	0	1	0	0
		SCOTT	0	0	2	0	0
		Total	3	9	19	29	0
	Cambridge Place	BOURBON	1	0	0	0	0
		CLARK	2	2	0	0	0
		FAYETTE	12	12	24	19	0
		FLEMING	0	0	0	1	0
		FRANKLIN	2	1	2	0	0
		HARLAN	0	0	1	0	0
		HARRISON	0	2	1	0	0
		IL	0	1	0	0	0
		JEFFERSON	1	0	0	0	0
		JESSAMINE	1	3	2	1	0
		MADISON	1	0	1	1	0
		Other	0	0	0	1	0
		PENDLETON	0	1	0	0	0
		PULASKI	0	0	1	0	0
		SCOTT	2	0	1	1	0
		WAYNE	0	0	1	0	0
		WHITLEY	0	1	0	0	0
		WOODFORD	0	0	0	1	0
		WV	0	2	0	0	0
		Total	22	25	34	25	0
	Cardinal Hill Rehab Unit	ANDERSON	0	0	0	1	0
		BATH	0	1	0	0	0

**Table 30 - 2016 Kentucky Long Term Care Facility Patient Origin
Facility ADD and Facility by Patient County of Residence**

ADD	Facility Name	Patient County	Under 65	65-74	75-84	Over 85	Unknown
		FAYETTE	4	4	4	1	0
		FRANKLIN	1	2	1	1	0
		GREENUP	0	1	0	0	0
		JACKSON	1	0	0	0	0
		JESSAMINE	2	0	0	0	0
		MADISON	0	1	1	1	0
		MAGOFFIN	1	0	0	0	0
		MONTGOMERY	0	1	0	0	0
		PENDLETON	0	1	0	0	0
		PULASKI	0	0	0	1	0
		SCOTT	1	0	0	0	0
		Total	10	11	6	5	0
	Cedar Ridge Health Campus						
		BOURBON	0	2	4	0	0
		BRACKEN	0	1	0	0	0
		FAYETTE	0	0	0	1	0
		GRANT	0	0	1	0	0
		HARRISON	1	1	5	20	0
		NICHOLAS	0	0	3	4	0
		SCOTT	0	0	1	0	0
		Total	1	4	14	25	0
	Central Ky Recovery Center Unit 1						
		FAYETTE	0	0	0	0	0
		Total	0	0	0	0	0
	Charleston Health Care Center						
		BOYLE	1	6	19	43	0
		GARRARD	0	1	0	0	0
		JESSAMINE	0	0	0	1	0
		LEWIS	0	0	1	0	0
		LINCOLN	1	0	1	1	0
		MERCER	0	0	0	5	0
		PULASKI	1	1	0	0	0
		WHITLEY	0	0	1	0	0
		Total	3	8	22	50	0
	Christian Care Center of Lancaster						
		ANDERSON	1	0	0	0	0

**Table 30 - 2016 Kentucky Long Term Care Facility Patient Origin
Facility ADD and Facility by Patient County of Residence**

ADD	Facility Name	Patient County	Under 65	65-74	75-84	Over 85	Unknown
		BOURBON	0	1	0	0	0
		BOYLE	0	3	3	2	0
		CASEY	0	1	0	0	0
		FAYETTE	0	2	0	0	0
		GARRARD	4	7	13	27	0
		JESSAMINE	0	1	0	2	0
		LINCOLN	3	6	5	5	0
		MADISON	1	0	0	0	0
		Other	0	0	0	1	0
		PULASKI	1	0	1	0	0
		TN	0	1	0	0	0
		WASHINGTON	1	1	0	1	0
		Total	11	23	22	38	0
	Clark Regional Medical Center Transitional Care Unit	BATH	0	0	1	0	0
		CLARK	0	2	6	5	0
		MONTGOMERY	1	0	1	1	0
		Total	1	2	8	6	0
	Danville Center For Health	BOYLE	2	3	9	27	0
		CASEY	0	0	2	4	0
		FAYETTE	1	1	2	1	0
		FRANKLIN	0	1	0	0	0
		GARRARD	0	0	2	3	0
		JESSAMINE	1	0	2	2	0
		LAUREL	0	0	0	1	0
		LINCOLN	2	1	9	7	0
		MADISON	1	1	0	0	0
		MCCREARY	0	0	0	1	0
		MERCER	1	0	2	4	0
		PULASKI	0	1	2	1	0
		WASHINGTON	0	0	1	0	0
		WOODFORD	0	0	1	0	0
		Total	8	8	32	51	0
	Diversicare of Nicholasville	CLARK	0	0	1	1	0

**Table 30 - 2016 Kentucky Long Term Care Facility Patient Origin
Facility ADD and Facility by Patient County of Residence**

ADD	Facility Name	Patient County	Under 65	65-74	75-84	Over 85	Unknown
		FAYETTE	2	2	2	1	0
		FLEMING	0	0	1	0	0
		GREENUP	0	1	0	0	0
		JEFFERSON	0	0	0	1	0
		JESSAMINE	3	8	11	20	0
		MADISON	0	1	0	0	0
		OWEN	0	0	1	0	0
		WOODFORD	0	1	0	0	0
		Total	5	13	16	23	0
	Dover Manor						
		BOURBON	0	0	0	14	0
		FAYETTE	0	1	15	17	0
		SCOTT	0	5	13	15	0
		Total	0	6	28	46	0
	Eastern State Hosp Long Term Acquired Brain Injury						
		BOYLE	0	1	0	0	0
		CLINTON	0	1	0	0	0
		FAYETTE	6	3	1	0	0
		JEFFERSON	3	0	0	0	0
		MERCER	1	0	0	0	0
		Total	10	5	1	0	0
	Edgemont Healthcare						
		BOURBON	1	0	1	0	0
		BRACKEN	0	0	1	0	0
		BREATHITT	0	0	1	0	0
		CARROLL	0	1	0	0	0
		CLARK	1	1	0	0	0
		FAYETTE	6	2	0	2	0
		HARRISON	11	15	3	12	0
		KENTON	2	0	0	0	0
		MONTGOMERY	0	0	1	0	0
		SCOTT	1	1	1	0	0
		Total	22	20	8	14	0
	Fountain Circle Care and Rehab Ctr						
		BATH	1	0	2	1	0
		BOURBON	0	1	2	0	0

**Table 30 - 2016 Kentucky Long Term Care Facility Patient Origin
Facility ADD and Facility by Patient County of Residence**

ADD	Facility Name	Patient County	Under 65	65-74	75-84	Over 85	Unknown
		BREATHITT	0	0	0	1	0
		CARTER	2	0	0	0	0
		CASEY	0	0	1	0	0
		CLARK	8	11	16	19	0
		ESTILL	0	2	1	0	0
		FAYETTE	5	5	5	8	0
		FLOYD	0	1	0	0	0
		FRANKLIN	1	0	1	1	0
		GARRARD	0	0	0	1	0
		JACKSON	0	2	0	0	0
		JOHNSON	0	1	0	0	0
		KENTON	1	0	0	0	0
		KNOTT	1	0	0	0	0
		LINCOLN	0	0	1	0	0
		MADISON	0	1	4	3	0
		MASON	0	0	1	0	0
		MCCREARY	1	0	0	0	0
		MERCER	0	0	1	0	0
		MONTGOMERY	0	0	4	5	0
		Other	0	0	0	1	0
		PIKE	0	0	0	1	0
		POWELL	0	1	2	0	0
		PULASKI	1	0	0	0	0
		ROCKCASTLE	0	1	0	0	0
		ROWAN	0	0	1	0	0
		SCOTT	0	1	2	1	0
		WOLFE	0	1	0	0	0
		WOODFORD	0	1	0	0	0
		Total	21	29	44	42	0
	Frankfort Care and Rehabilitation	ANDERSON	1	1	1	1	0
		BOYLE	0	0	0	1	0
		ESTILL	0	0	0	1	0
		FAYETTE	1	1	1	1	0
		FRANKLIN	4	12	21	26	0
		JEFFERSON	1	0	0	0	0

**Table 30 - 2016 Kentucky Long Term Care Facility Patient Origin
Facility ADD and Facility by Patient County of Residence**

ADD	Facility Name	Patient County	Under 65	65-74	75-84	Over 85	Unknown
		LINCOLN	0	1	0	0	0
		NICHOLAS	0	0	1	0	0
		OH	0	0	1	0	0
		OHIO	0	0	1	0	0
		PULASKI	0	0	0	1	0
		SCOTT	1	0	0	0	0
		SHELBY	0	0	0	1	0
		WOODFORD	2	1	1	1	0
		Total	10	16	27	33	0
	Grand Haven Nursing Home						
		ANDERSON	1	0	0	0	0
		BOURBON	0	1	1	1	0
		BOYD	1	0	0	0	0
		BRACKEN	0	0	1	0	0
		FAYETTE	0	1	1	0	0
		GRANT	0	1	0	0	0
		HARRISON	4	3	9	9	0
		JEFFERSON	0	1	0	0	0
		JOHNSON	0	1	0	0	0
		MADISON	0	0	0	1	0
		MONTGOMERY	1	0	0	0	0
		NICHOLAS	2	0	0	3	0
		Other	0	0	0	1	0
		PIKE	0	1	0	0	0
		ROBERTSON	0	0	1	0	0
		SCOTT	1	2	0	0	0
		WOODFORD	1	0	0	0	0
		Total	11	11	13	15	0
	Harrodsburg Health & Rehab Ctr						
		ANDERSON	0	0	1	0	0
		BOURBON	0	1	0	0	0
		BOYLE	2	4	2	2	0
		CASEY	1	1	0	0	0
		FAYETTE	1	4	2	1	0
		FRANKLIN	0	1	1	1	0
		GARRARD	1	0	0	2	0

**Table 30 - 2016 Kentucky Long Term Care Facility Patient Origin
Facility ADD and Facility by Patient County of Residence**

ADD	Facility Name	Patient County	Under 65	65-74	75-84	Over 85	Unknown
		JESSAMINE	0	0	0	2	0
		LINCOLN	0	1	1	1	0
		MADISON	1	0	0	0	0
		MERCER	6	12	23	19	0
		Other	0	4	0	2	0
		SCOTT	1	0	0	0	0
		WASHINGTON	0	0	3	1	0
		WOODFORD	0	1	1	0	0
		Total	13	29	34	31	0
	Irvine Nursing and Rehabilitation	ESTILL	5	12	18	31	0
		FAYETTE	1	1	1	0	0
		JACKSON	1	0	1	1	0
		LEE	0	0	2	0	0
		MADISON	0	7	3	0	0
		POWELL	0	0	0	1	0
		Total	7	20	25	33	0
	Johnson Mathers Nursing Home	BOURBON	0	1	4	5	0
		FAYETTE	1	1	2	3	0
		FLEMING	0	0	1	1	0
		FRANKLIN	0	0	0	1	0
		HARRISON	3	1	4	2	0
		JEFFERSON	2	0	0	0	0
		JESSAMINE	0	1	1	1	0
		KENTON	0	0	0	1	0
		MENIFEE	0	0	1	0	0
		MONROE	0	0	2	1	0
		MORGAN	0	0	1	0	0
		NICHOLAS	3	5	15	22	0
		OH	0	0	1	0	0
		ROBERTSON	0	1	0	0	0
		Total	9	10	32	37	0
	Kenwood Health and Rehabilitation Center	CLARK	2	1	0	0	0
		ESTILL	1	0	1	0	0

**Table 30 - 2016 Kentucky Long Term Care Facility Patient Origin
Facility ADD and Facility by Patient County of Residence**

ADD	Facility Name	Patient County	Under 65	65-74	75-84	Over 85	Unknown
		FAYETTE	1	0	1	1	0
		GARRARD	0	1	0	0	0
		HARRISON	0	0	0	1	0
		JACKSON	0	0	1	2	0
		LEE	0	0	1	0	0
		MADISON	3	14	22	32	0
		ROCKCASTLE	0	0	0	1	0
		Total	7	16	26	37	0
	Lexington Country Place						
		CLARK	0	0	1	1	0
		FAYETTE	1	5	13	59	0
		JESSAMINE	0	0	0	1	0
		MADISON	1	0	0	0	0
		Other	0	1	0	0	0
		WOODFORD	0	0	0	2	0
		Total	2	6	14	63	0
	Madison Health and Rehabilitation Center						
		CLARK	3	0	0	0	0
		ESTILL	0	1	2	1	0
		FAYETTE	2	3	6	1	0
		FRANKLIN	0	0	0	1	0
		JACKSON	0	0	2	0	0
		LAUREL	0	0	2	1	0
		MADISON	3	15	12	21	0
		Other	0	1	0	0	0
		PULASKI	0	1	0	0	0
		ROCKCASTLE	2	2	5	0	0
		Total	10	23	29	25	0
	Mayfair Manor						
		BOONE	0	0	0	1	0
		BOURBON	0	1	0	0	0
		BOYLE	0	0	0	1	0
		CASEY	0	0	0	1	0
		CLARK	1	0	0	0	0
		FAYETTE	6	4	17	32	0
		FRANKLIN	1	0	0	0	0

**Table 30 - 2016 Kentucky Long Term Care Facility Patient Origin
Facility ADD and Facility by Patient County of Residence**

ADD	Facility Name	Patient County	Under 65	65-74	75-84	Over 85	Unknown
		JESSAMINE	2	1	2	3	0
		LAUREL	0	0	0	1	0
		LETCHER	0	0	1	0	0
		MADISON	0	0	1	2	0
		Other	1	0	0	0	0
		OWEN	0	0	0	1	0
		PIKE	1	0	0	0	0
		ROWAN	0	0	1	0	0
		SCOTT	1	0	0	0	0
		WASHINGTON	0	0	0	1	0
		WOODFORD	0	1	1	0	0
		WV	0	0	0	1	0
		Total	13	7	23	44	0
	Northpoint Lexington Healthcare Center	BOURBON	0	0	0	1	0
		CLARK	0	1	1	1	0
		FAYETTE	10	8	36	42	14
		JESSAMINE	2	2	2	10	0
		LETCHER	0	0	1	0	0
		OH	1	0	0	0	0
		SCOTT	1	0	1	2	0
		SHELBY	1	0	0	1	0
		Total	15	11	41	57	14
	Providence Homestead	BOYLE	0	0	0	1	0
		CARROLL	0	0	0	1	0
		CLARK	0	0	0	1	0
		FAYETTE	8	10	27	40	0
		FRANKLIN	0	1	0	0	0
		GREENUP	1	0	0	0	0
		JEFFERSON	0	0	1	2	0
		JESSAMINE	0	0	2	5	0
		LEWIS	0	0	0	1	0
		LINCOLN	0	0	1	0	0
		MADISON	0	0	1	0	0
		MAGOFFIN	0	1	0	0	0

**Table 30 - 2016 Kentucky Long Term Care Facility Patient Origin
Facility ADD and Facility by Patient County of Residence**

ADD	Facility Name	Patient County	Under 65	65-74	75-84	Over 85	Unknown
		MONTGOMERY	0	0	0	1	0
		Other	0	1	1	0	0
		PIKE	0	0	1	0	0
		PULASKI	0	1	0	1	0
		ROBERTSON	1	0	0	0	0
		SCOTT	0	0	2	0	0
		VA	1	1	0	0	0
		WOODFORD	0	1	8	3	0
		Total	11	16	44	56	0
	Providence Pine Meadows						
		BOURBON	0	0	0	1	0
		BOYLE	0	0	2	0	0
		CLARK	1	0	0	1	0
		FAYETTE	13	11	22	36	0
		FRANKLIN	0	0	2	0	0
		GARRARD	0	0	1	0	0
		HARRISON	0	0	1	0	0
		JEFFERSON	0	1	0	0	0
		JESSAMINE	0	0	4	4	0
		MADISON	0	0	0	1	0
		PERRY	0	1	0	0	0
		ROCKCASTLE	0	0	1	0	0
		SCOTT	0	1	1	2	0
		TN	0	0	0	1	0
		WOODFORD	0	1	1	4	0
		Total	14	15	35	50	0
	Rose Manor Health Care						
		BOURBON	0	0	1	0	0
		BOYLE	0	0	1	0	0
		CLARK	0	1	0	8	0
		FAYETTE	1	3	5	6	0
		Other	0	0	0	2	0
		SCOTT	0	0	1	0	0
		TAYLOR	0	0	1	0	0
		WOODFORD	0	0	0	2	0
		Total	1	4	9	18	0

**Table 30 - 2016 Kentucky Long Term Care Facility Patient Origin
Facility ADD and Facility by Patient County of Residence**

ADD	Facility Name	Patient County	Under 65	65-74	75-84	Over 85	Unknown
	Sayre Christian Village Nursing Home	CLARK	0	0	1	2	0
		DAVIESS	0	0	0	1	0
		FAYETTE	1	12	20	64	0
		FRANKLIN	0	1	2	0	0
		GARRARD	0	0	1	0	0
		HARRISON	0	0	0	1	0
		JESSAMINE	0	2	2	2	0
		MADISON	0	0	1	0	0
		MONTGOMERY	0	0	0	1	0
		POWELL	0	0	0	1	0
		PULASKI	0	0	0	1	0
		Total	1	15	27	73	0
	Signature Healthcare at Heritage Hall Rehab	ANDERSON	1	3	15	30	0
		BOYD	0	0	0	1	0
		CLARK	1	0	0	0	0
		DAVIESS	0	0	0	1	0
		FAYETTE	1	0	0	0	0
		FRANKLIN	1	4	3	5	0
		JEFFERSON	0	1	1	0	0
		MERCER	1	0	3	1	0
		WASHINGTON	0	0	0	2	0
		WOODFORD	0	1	4	2	0
		Total	5	9	26	42	0
	Signature Healthcare of Georgetown	ADAIR	0	0	1	0	0
		ANDERSON	0	0	1	0	0
		BOURBON	1	1	0	0	0
		CARTER	1	0	0	0	0
		FAYETTE	1	0	0	1	0
		FRANKLIN	0	2	1	0	0
		HARRISON	0	0	1	0	0
		JESSAMINE	0	1	0	0	0
		SCOTT	4	3	13	18	0
		SHELBY	0	0	1	0	0

**Table 30 - 2016 Kentucky Long Term Care Facility Patient Origin
Facility ADD and Facility by Patient County of Residence**

ADD	Facility Name	Patient County	Under 65	65-74	75-84	Over 85	Unknown
		WHITLEY	0	1	0	0	0
		WOODFORD	0	1	0	1	0
		Total	7	9	18	20	0
	Stanford Care and Rehab	ANDERSON	0	1	0	0	0
		BATH	0	0	0	1	0
		BOYLE	1	4	1	5	0
		CASEY	0	1	0	2	0
		GARRARD	1	0	3	1	0
		HARDIN	0	0	0	1	0
		HARRISON	0	1	0	0	0
		IN	0	0	0	1	0
		JEFFERSON	0	0	0	1	0
		JESSAMINE	0	1	1	0	0
		LINCOLN	6	11	21	23	0
		MADISON	1	0	0	0	0
		MARION	0	0	1	0	0
		MERCER	0	1	1	0	0
		OH	0	0	1	0	0
		Other	0	0	1	0	0
		PULASKI	2	1	2	5	0
		ROCKCASTLE	0	0	0	1	0
		ROWAN	0	0	1	0	0
		TN	0	1	0	0	0
		WAYNE	0	1	0	0	0
		Total	11	23	33	41	0
	Stanton Nursing and Rehabilitation Center	CARTER	0	0	1	0	0
		CLARK	1	2	2	5	0
		ESTILL	2	0	0	0	0
		FAYETTE	1	1	2	0	0
		JACKSON	1	0	0	0	0
		MADISON	1	0	0	0	0
		MAGOFFIN	0	0	0	1	0
		MENIFEE	0	1	1	0	0
		MONTGOMERY	1	6	4	1	0

**Table 30 - 2016 Kentucky Long Term Care Facility Patient Origin
Facility ADD and Facility by Patient County of Residence**

ADD	Facility Name	Patient County	Under 65	65-74	75-84	Over 85	Unknown
		POWELL	7	6	8	10	0
		ROWAN	1	0	0	0	0
		WOLFE	2	0	0	0	0
		Total	17	16	18	17	0
	Tanbark Health Care	FAYETTE	1	2	10	14	0
		JESSAMINE	0	0	0	2	0
		LINCOLN	1	0	0	0	0
		NELSON	0	0	1	0	0
		WOODFORD	0	1	0	1	0
		Total	2	3	11	17	0
	Taylor Manor Nursing Home	ANDERSON	0	1	0	0	0
		FAYETTE	0	1	5	18	0
		FRANKLIN	0	1	2	0	0
		JEFFERSON	0	0	2	0	0
		KENTON	0	0	0	1	0
		MERCER	0	0	0	1	0
		OH	0	0	1	0	0
		WOODFORD	0	1	1	5	0
		Total	0	4	11	25	0
	Telford Terrace	MADISON	0	0	0	1	0
		Total	0	0	0	1	0
	The Breckinridge	FAYETTE	0	0	0	0	0
		Total	0	0	0	0	0
	The Terrace Nursing and Rehabilitation Facility	BOYD	0	0	0	1	0
		CLARK	0	0	2	0	0
		FAYETTE	0	1	2	5	0
		FRANKLIN	0	0	0	2	0
		GARRARD	0	1	1	0	0
		JACKSON	0	1	2	2	0
		LEE	0	0	1	0	0
		LINCOLN	0	0	0	3	0

**Table 30 - 2016 Kentucky Long Term Care Facility Patient Origin
Facility ADD and Facility by Patient County of Residence**

ADD	Facility Name	Patient County	Under 65	65-74	75-84	Over 85	Unknown
		MADISON	1	4	20	39	0
		MERCER	0	0	1	0	0
		OWSLEY	0	0	0	1	0
		PULASKI	0	0	0	1	0
		ROCKCASTLE	0	1	4	2	0
		TN	0	1	0	0	0
		WHITLEY	1	0	0	0	0
		Total	2	9	33	56	0
	The Willows at Hamburg						
		BELL	0	0	1	0	0
		CLARK	0	0	0	3	0
		FAYETTE	1	7	15	45	0
		FRANKLIN	0	0	0	1	0
		JESSAMINE	0	0	0	1	0
		MONTGOMERY	0	0	1	0	0
		SCOTT	0	0	0	1	0
		Total	1	7	17	51	0
	The Willows at Harrodsburg						
		BOYLE	0	0	0	1	0
		FAYETTE	1	0	0	0	0
		JESSAMINE	0	1	0	0	0
		MERCER	1	3	8	15	0
		Total	2	4	8	16	0
	Thomson Hood Veterans Center						
		ANDERSON	0	2	1	1	0
		BOONE	1	0	0	1	0
		BOURBON	0	0	0	1	0
		BOYLE	1	0	1	1	0
		BULLITT	0	1	0	1	0
		CLARK	1	0	1	1	0
		CLINTON	0	0	1	0	0
		CUMBERLAND	0	0	1	0	0
		ESTILL	0	0	1	0	0
		FAYETTE	2	12	21	39	0
		FLEMING	0	0	0	2	0
		FLOYD	0	0	1	1	0

**Table 30 - 2016 Kentucky Long Term Care Facility Patient Origin
Facility ADD and Facility by Patient County of Residence**

ADD	Facility Name	Patient County	Under 65	65-74	75-84	Over 85	Unknown
		FRANKLIN	1	0	1	8	0
		GARRARD	0	0	0	1	0
		GRANT	0	0	0	1	0
		GRAYSON	1	0	0	0	0
		GREEN	1	0	0	0	0
		GREENUP	0	0	1	0	0
		HARDIN	1	0	1	5	0
		HARRISON	0	1	0	0	0
		HENDERSON	0	0	0	1	0
		HENRY	0	1	0	0	0
		JACKSON	0	0	1	0	0
		JEFFERSON	2	3	2	2	0
		JESSAMINE	0	4	3	6	0
		KENTON	0	0	1	1	0
		LARUE	0	0	0	2	0
		LAUREL	0	0	2	1	0
		LETCHER	0	1	0	0	0
		LINCOLN	0	1	0	1	0
		LIVINGSTON	0	0	0	1	0
		MADISON	0	1	1	2	0
		MAGOFFIN	0	0	0	1	0
		MARION	0	1	1	0	0
		MCCREARY	0	0	1	1	0
		MERCER	0	1	3	1	0
		MONTGOMERY	0	0	0	5	0
		NELSON	0	0	1	1	0
		NICHOLAS	0	1	0	0	0
		OH	0	0	1	0	0
		Other	0	0	1	0	0
		POWELL	0	0	0	2	0
		PULASKI	0	0	1	3	0
		SCOTT	0	2	2	1	0
		TAYLOR	0	1	1	1	0
		TN	0	1	0	0	0
		WAYNE	0	0	0	1	0
		WOODFORD	0	2	2	2	0

**Table 30 - 2016 Kentucky Long Term Care Facility Patient Origin
Facility ADD and Facility by Patient County of Residence**

ADD	Facility Name	Patient County	Under 65	65-74	75-84	Over 85	Unknown
		Total	11	36	55	99	0
	Wesley Village	JESSAMINE	0	0	0	1	0
		Total	0	0	0	1	0
	Willows at Citation	BOURBON	0	0	1	1	0
		FAYETTE	2	5	8	12	0
		FRANKLIN	0	1	0	0	0
		JEFFERSON	0	0	1	0	0
		JESSAMINE	0	0	2	4	0
		MADISON	1	0	0	1	0
		NICHOLAS	0	0	0	1	0
		SCOTT	1	1	2	5	0
		WOODFORD	0	0	2	1	0
		Total	4	7	16	25	0
		ADD:15 Total	328	553	1,013	1,474	16
State Total			3,089	4,187	6,858	8,599	59

*Kentucky Annual
Long-Term Care Services Report*



*Section VII
Notes*

Table 31 - 2016 Long Term Care - Comments Section

Facility	Page	Facility Comments
Bracken County Nursing and Rehabilitation Center	LTCCensusOrigin	Pike Co, Mississippi
Brookdale Edgewood	LTCCensusAge	No one under age 65, no unknowns
Cambridge Place	LTCCensusOrigin	Other is Florida.
Cambridge Place	LTCCensusResidentActivity	On January 1, 2016 through September 30, 2016, there were 118 licensed beds. As of October 1, 2016, there are 108 licensed beds.
Cedar Lake Lodge	LTCCensusResidentActivity	Down sized facility from 71 to 69 beds on 9/14/16- 1 vacancy noted on 12/31/16 due to individual death.
Central Ky Recovery Center Unit 3	LTCCensusResidentActivity	This facility opened on January 12, 2016 and closed on May 20, 2016. The residents who were living in the facility was admitted to on of our other PCH's on the 20th of May. They had similar accommodations and were provided the same services. Building closed related to lack of funding from state.
Christian Health Center, Hopkinsville	LTCCensusOrigin	Other: WI- 89, OK- 92, Canada- 89, SC- 86, CA- 91, NC- 82, TX- 80, MI- 75
Covington Ladies Home	LTCCensusResidentActivity	We remain licensed for 32 beds. However, we are temporarily only using 25 beds since mid June of 2016.
Eastern State Hosp Long Term Acquired Brain Injury	LTCCensusOrigin	On Dec.31, 2016 there were 16 patients total (9 on the GU, and 7 on the ABI)
Edmonson Center	LTCCensusResidentActivity	Our PC had 20 licensed from January 1st through May 3rd. On May 4th, it switched to 12 licensed PC beds.
Ephraim McDowell Regional Medical Center	LTCCensusAge	Zero census in the Ephraim McDowell Regional Medical Center Transitional Care Unit at midnight 12/31/2016
Ephraim McDowell Regional Medical Center	LTCCensusOrigin	Zero census in the Ephraim McDowell Regional Medical Center Transitional Care Unit at midnight 12/31/2016
Ephraim McDowell Regional Medical Center	LTCCensusResidentActivity	Leap year- 366 x 25 beds = 9150 potential patient days
Episcopal Church Home	LTCCensusResidentActivity	2016 was a leap year so potential days account for 366 days
Georgetown Manor	LTCCensusOrigin	Clark County
Glasgow Health and Rehabilitation Center	LTCCensusResidentActivity	The PC beds have not been in use since Sept 2015. They were de-certified as of March 2017
Hazelwood Center	LTCCensusOrigin	This is an ICF/IID facility.
Hazelwood Center	LTCCensusResidentActivity	The 2015 survey ending census contained an error, and should have been 85.

Table 31 - 2016 Long Term Care - Comments Section

Facility	Page	Facility Comments
Hearthstone Place	LTCResidentActivity	Personal care closed on 10/21/16
Highlands Regional Medical Center (Prestonsburg)	LTCResidentActivity	Unit was not operational and closed in 2016, but beds are still licensed.
King's Daughters Medical Center	LTCResidentActivity	CON for 10 additional beds to make total of 20 beds was completed 6/28/2016. The 20 beds were utilized 11/30/2017 after receipt of Medicare provider number.
Kingsbrook Lifecare Center	LTCResidentActivity	On June 28th, we had a 10-bed decrease. We had 147 prior to that and went to 137 beds from June 28th - December 31st.
Lee County Care and Rehabilitation Center	LTCResidentActivity	109 beds x 366 days equals 39894
Masonic Home of Louisville	LTCResidentActivity	Personal Care total number of licensed beds was incorrectly entered from 2015 to 2016.
Mayfair Manor	LTCResidentActivity	As of 1/1/2016, all beds are licensed as Nursing Facility Beds.
McDowell Skilled Nursing Facility	LTCResidentActivity	The NF beds were not utilized in 2016.
Morning Pointe of Lexington East	LTCResidentActivity	2015 ending census was not 59 but 62. Rooms that were rented not resident were counted.
Morning Pointe Of Russell	LTCResidentActivity	Census changed after CON obtained for additional 8 beds, making new licensure for 68. Licensure effective 11/15/16.
Regis Woods Care and Rehabilitation Center	LTCResidentActivity	Licensed for 186 beds.
Rockcastle Regional Hospital and Respiratory Care	LTCResidentActivity	Six Swing beds were re-certified as Long Term Care beds, effective June 20, 2016, changing the number of Long Term Care beds from 93 to 99.
Sayre Christian Village Nursing Home	LTCResidentActivity	Nursing Facility licensed beds 109 from 1/1/16 - 9/30/16 then 119 from 10/1/16 - 12/31/16. CCRC licensed beds 21 from 1/1/16 - 9/30/16 then 11 from 10/1/16 - 12/31/16.
Signature Healthcare at Jefferson Place Rehab	LTCResidentActivity	Leap year- 366 days
Signature Healthcare of Georgetown	LTCResidentActivity	Different from prior year as we are licensed for 65 beds per facility license and OIG. 50 beds dually certified and 15 beds Medicare only, prior years only included the dually certified beds.
Signature Healthcare of McCreary County Rehab	LTCResidentActivity	Facility's closing census of 60 as of 12/31/15 was incorrect on the 2015 OHPSurvey. The correct closing census for 12/31/15 should have been 59.
St Elizabeth Florence SNF	LTCResidentActivity	16 licensed beds *366 days=5856
St. Elizabeth FT Thomas SNF	LTCResidentActivity	26 licensed beds * 366 days=9516

Table 31 - 2016 Long Term Care - Comments Section

Facility	Page	Facility Comments
Symphony at Oaklawn	LTCCensusDeath	All resident deaths were receiving hospice services.
The Good Samaritan Society-Jeffersontown	LTCResidentActivity	Error in 2015 data resulting in discrepancy from prior year to this year's data.
The Heritage	LTCPayorSource	Other is Long Term Care Ins
The Lantern at Morning Pointe of Frankfort	LTCResidentActivity	Additional beds were approved and licensed on October 12 ,2016. January 1, 2016 to October 11, 2016, facility was licensed for 36 beds. From October 12, 2017 to December 31, 2016 there were 42 licensed beds. The 13,628 potential patient days reflect the change in licensed beds.
The Villa at Chevy Chase	LTCResidentActivity	The Villa at Chevy Chase has a temporary cessation of operation for extensive renovations through 2016.
Treyton Oaks Towers	LTCCensusOrigin	Clark County Indiana
Williamsburg Health and Rehabilitation Center	LTCResidentActivity	The ending census should have been 117 for 2015.
Willows at Citation	LTCResidentActivity	Personal Care Licensed bed total is 36 but with existing conversions, the maximum occupancy would be 29.



CABINET FOR HEALTH AND FAMILY SERVICES
CHFS.KY.GOV