
2017 Kentucky Annual Long-Term Care Services Report

January 1 through December 31, 2017

Published October 2018



CHFS

KENTUCKY
*Cabinet for Health and
Family Services*

**Cabinet for Health and Family Services
Office of Inspector General
Division of Certificate of Need**

2017 Kentucky Annual Long-Term Care Report

Introduction

The Office of Inspector General, Division of Certificate of Need, announces the release of the 2017 Kentucky Annual Long-Term Care Report. This office is responsible for the utilization data collection and reporting required by 902 KAR 20:008 and in support of the State Health Plan 900 KAR 5:020.

This report covers the period from January 1, 2017 through December 31, 2017. The number of Nursing Facility (NF) beds increased from 26,148 in 2016 to 26,461 in 2017. The 2017 overall occupancy rate for NF beds was 86.10%, a decrease of .88% from the 86.98% occupancy rate in 2016. The highest occupancy rate within the last ten years was in 2011 and the lowest was 86.10% in the 2017 reporting year. The total net change from 2007 to 2017 was a decrease of 3.67% for NF beds.

The ending census, for the number of NF beds occupied December 31, 2017 was 22,348 compared to 22,525 on December 31, 2016. The beds were occupied for 25,934 fewer patient days in 2017 than in 2016 (8,322,465 patient days in 2016, compared to 8,296,531 patient days in 2017).

Payor Source for 2017

The 2017 Payor Source, Section 2, for total patient days as reported for Nursing Facility Beds shows the following distribution: Reported Medicare paid days were 1,119,091 in 2017 and in 2016 there were 1,150,138, a decrease of 31,047 days from the 2016 report. Medicaid paid days were 5,758,016 days in 2017 and in 2016 there were 5,684,970 days, a decrease of 73,046 days from the 2016 report year.

***NOTE:** When checking ending census for the previous year and the beginning census for the current year, there may be discrepancies in the numbers. When possible, a note was included in Notes Section to explain.

The Office of Inspector General, Division of Certificate of Need, produces a number of utilization and services reports. In addition to the Annual Long Term Care Report, the following reports are available: Hospital Utilization and Services Report; Home Health Services Report; Private Duty Nursing Report; Hospice Report; The Kentucky Magnetic Resonance Imaging Services Report (MRI); Megavoltage Radiation Services Report; Positron Emission Tomography (PET) Report; Ambulatory Surgical Services Report; and the Psychiatric Residential Treatment Facility Report. These reports can be downloaded from the following web site:

<http://chfs.ky.gov/ohp/dhppd/dataresgal.htm>. Hard copies of the report can be obtained by contacting the Office of Inspector General by mail, email, phone, or fax.

This report now becomes the most recent official data on Long Term Care services utilization published by the Cabinet for Health Services. For additional copies of this report, please submit a request in writing along with a check in the amount of \$20 made payable to the Kentucky State Treasurer, mail to address below. For questions regarding this report contact:

Elizabeth Tutt
ElizabethA.Tutt@ky.gov
Cabinet for Health and Family Services
 Office of Inspector General
 Division of Certificate of Need
 275 East Main Street 5E-A
 Frankfort, KY 40621

Printed With State Funds

Table of Contents

| | |
|----------------------------------------------|--------|
| Introduction – Table of Contents | I-V |
| Data Analysis – Occupancy Rates | VI-IX |
| KY Area Development District (ADD) Map | X |
| County and ADD Reference | XI-XII |

Section I – Census Data

Includes number of licensed beds, beginning census, admissions, discharges, ending census, total patient days and occupancy percentage for each bed type.

| | |
|-----------------------------------------------------------------------------------------------------------|---------|
| Table 1 - Licensed Nursing Facility Beds | 1-19 |
| Table 2 - Licensed Personal Care Bed..... | 20-29 |
| Table 2A - Personal Care Bed Resident Census by CMHC Region and Percent of SMI | 30-40 |
| Table 2B - Personal Care Bed Resident Census by Age Group and CMHC Region | 41-50 |
| Table 2C - Personal Care Bed Census & Inpatient Days for Individuals with SMI | 51-61 |
| Table 2CC - Personal Care Bed Census & Inpatient Days Residents with SMI Receiving State..... | 62-73 |
| Supplementation | |
| Table 2D - Personal Care Bed Census with SMI by Gender & Ages 18 – 64 | 74-84 |
| Table 2DD - Personal Care Bed Census by Gender & Ages 18 – 64 Residents with SMI Receiving State..... | 85-96 |
| Supplementation | |
| Table 2E - Personal Care Bed Census with SMI by Gender & Ages 65 & Older..... | 97-106 |
| Table 2EE - Personal Care Bed Census by Gender & Ages 65 & Older Residents with SMI Receiving State | 107-117 |
| Supplementation | |

Table of Contents

| | |
|-------------------------------------------------------------------------------------------------------|---------|
| Table 3 - Licensed Nursing Home Beds (CCRC) | 118-120 |
| Table 4 - Licensed Nursing Home Beds (Non-CCRC) | 121 |
| Table 5 - Licensed Intermediate Care Beds | 122 |
| Table 6 - Licensed Alzheimer’s Facility Beds | 123 |
| Table 7 - Licensed ICF/IID Facilities | 124-125 |
| Table 7A - Licensed ICF/IID Facilities Bed Transition Status by CMHC Region | 126-127 |
| Table 7B - Licensed ICF/IID Facilities Bed, Reasons Individuals Not Transitioned by CMHC Region | 128-129 |
| | |
| Section II – Payor Source Data | |
| Includes primary payor source data in number of patient days for each bed type. | |
| Table 8 - Licensed Nursing Facility Beds | 130-146 |
| Table 9 - Licensed Personal Care Beds | 147-156 |
| Table 10 - Licensed Nursing Home Beds (CCRC) | 157-159 |
| Table 11 - Licensed Nursing Home Beds (Non-CCRC) | 160 |
| Table 12 - Licensed Intermediate Care Beds | 161 |
| Table 13 - Licensed Alzheimer’s Facility Beds | 162 |
| Table 14 - Licensed ICF/IID Facilities | 163-164 |
| | |
| Section III – Patient Age Distribution Data | |
| Includes the ages of patients residing in each facility on December 31, 2017. | |
| Table 15 - Licensed Nursing Facility Beds | 165-180 |
| Table 16 - Licensed Personal Care Beds | 181-190 |
| Table 17 - Licensed Nursing Home Beds (CCRC) | 191-193 |
| Table 18 - Licensed Nursing Home Beds (Non-CCRC) | 194 |
| Table 19 - Licensed Intermediate Care Beds | 195 |
| Table 20 - Licensed Alzheimer’s Facility Beds | 196 |
| Table 21 - Licensed ICF/IID Facilities | 197-198 |
| | |
| Section IV – Patient Death Distribution Data | |
| Includes the ages of patient deaths in each facility during 2017. | |
| Table 22 - Licensed Nursing Facility Beds | 199-214 |
| Table 23 - Licensed Personal Care Beds | 215-224 |
| Table 24 - Licensed Nursing Home Beds (CCRC) | 225-226 |
| Table 25 - Licensed Nursing Home Beds (Non-CCRC) | 227 |

Table of Contents

| | |
|------------------------------------------------------|---------|
| Table 26 - Licensed Intermediate Care Beds..... | 228 |
| Table 27 - Licensed Alzheimer’s Facility Beds | 229 |
| Table 28 - Licensed ICF/IID Facilities | 230-231 |
| Section V – Table 29 - Nursing Facility by ADD | 232-241 |
| Section VI – Table 30 - Patient Origin Data..... | 242-318 |
| Section VII – Table 31 - Notes | 319-329 |

Definitions

Long-Term Care: A facility licensed by the state through the Office of the Inspector General (OIG) providing one or more of the following levels of care:

Nursing Facility (NF) - Long-term care facilities, formerly skilled nursing, nursing home, or intermediate care facilities prior to October 1, 1990, which meet the Omnibus Budget Reconciliation Act of 1987 (OBRA 87) nursing home reform requirements. Nursing facilities must be certified to participate in the **Medicare program in order to be certified for participation in Medicaid**, with the exception of those who have obtained a Medicaid nursing requirement waiver.

Nursing Home (NH) - Establishments with permanent facilities that include inpatient beds, and with medical services including continuous nursing service; that provide treatment for patients who require inpatient care but do not currently require continuous hospital services.

Intermediate Care (IC) - Establishments with permanent facilities and health related services for patients who do not require the degree of care and treatment which a hospital or skilled nursing facility is designed to provide, but who, because of their mental or physical condition, require care and services (above the level of room and board) which can be made available to them only through institutional facilities on an inpatient basis.

Alzheimer’s Facility (ALZ) - A long-term care facility constructed and operated pursuant to KRS.216B.071 that provides care to residents with a primary diagnosis of Alzheimer’s disease or related disorders.

Intermediate Care Facility for Individuals with Intellectual Disability (ICF/IID) - A facility licensed by the Office of the Inspector General to provide care for individuals with intellectual disabilities.

Definitions

Personal Care Facility (PC) – Establishments with permanent facilities including resident beds. Services provided include continuous supervision of residents, basic health and health-related services, personal care services, residential care services and social and recreational activities. (902 KAR 20:036)

Total Patient Days: The total days of patient care provided by the facility for the year based on its capacity. It is calculated by summing the daily patient census for each day in the reporting period.

Days in Period: 2017 had 365 days.

Licensed Beds: The number and type of beds for which the facility has been licensed at the end of the reporting period.

Percent Occupancy: Total days divided by potential patient days.

Potential Patient Days: Number of licensed beds multiplied by the number of days in the reporting period, adjusted to reflect changes in licensed beds during the reporting period. Example: 100 licensed beds X 365 (days in 2017) equals 36,500 potential days. This figure is not shown in the report, but is used to calculate occupancy percentages.

*Kentucky Annual
Long-Term Care Services Report*



CHFS

KENTUCKY
*Cabinet for Health and
Family Services*

Charts and Graphs

NURSING FACILITY LICENSED BED TYPES
Total Beds, By Year And Bed Type

| Licensed Bed Type | 2007 | 2008 | 2009 | 2010 | 2011 | 2012 | 2013 | 2014 | 2015 | 2016 | 2017 | NET CHANGE | |
|-------------------------|---------------|---------------|---------------|---------------|---------------|---------------|---------------|---------------|---------------|---------------|---------------|------------|------------|
| | | | | | | | | | | | | 2007-2017 | 2016-2017 |
| Nursing Facility | 26,209 | 26,275 | 26,333 | 26,051 | 26,143 | 26,268 | 26,319 | 26,334 | 26,314 | 26,148 | 26,461 | 252 | 313 |
| Personal Care | 6,617 | 6,547 | 6,490 | 6,287 | 6,172 | 6,172 | 6,144 | 6,079 | 6,178 | 6,261 | 6,738 | 121 | 477 |
| Intermediate Care | 105 | 72 | 72 | 72 | 72 | 72 | 72 | 72 | 72 | 72 | 72 | -33 | 0 |
| Nursing Home (CCRC) | 397 | 411 | 417 | 426 | 436 | 454 | 242 | 284 | 265 | 266 | 268 | 268 | 2 |
| Nursing Home (Non-CCRC) | | | | | | | 264 | 192 | 192 | 142 | 142 | 142 | 0 |
| ICF/IID | 925 | 925 | 914 | 914 | 888 | 888 | 888 | 888 | 888 | 630 | 638 | -287 | 8 |
| Alzheimer | 120 | 120 | 120 | 120 | 120 | 120 | 120 | 120 | 120 | 120 | 120 | 0 | 0 |
| Statewide | 34,373 | 34,350 | 34,346 | 33,870 | 33,831 | 33,974 | 34,049 | 33,969 | 34,029 | 33,639 | 34,439 | 66 | 800 |

Occupancy Rates By Bed Type

| Licenced Bed Type | 2007 | 2008 | 2009 | 2010 | 2011 | 2012 | 2013 | 2014 | 2015 | 2016 | 2017 | NET CHANGE | |
|-------------------------|--------|--------|--------|--------|--------|--------|--------|--------|--------|--------|--------|------------|-----------|
| | | | | | | | | | | | | 2007-2017 | 2016-2017 |
| Nursing Facility | 89.77% | 90.70% | 90.21% | 90.74% | 90.75% | 89.35% | 87.64% | 88.36% | 87.42% | 86.98% | 86.10% | -3.67% | -0.88% |
| Personal Care | 77.16% | 80.26% | 79.88% | 77.94% | 80.53% | 79.08% | 77.19% | 80.24% | 77.55% | 77.01% | 73.68% | -3.48% | -3.33% |
| Intermediate Care | 59.20% | 81.55% | 84.68% | 85.24% | 78.79% | 77.56% | 72.55% | 63.41% | 74.83% | 74.37% | 70.80% | 11.60% | -3.57% |
| Nursing Home (CCRC) | 86.12% | 89.71% | 86.60% | 86.99% | 85.54% | 81.50% | 75.94% | 72.77% | 69.28% | 61.95% | 66.47% | 66.47% | 4.52% |
| Nursing Home (Non-CCRC) | | | | | | | 86.74% | 86.89% | 84.62% | 83.62% | 81.96% | 81.96% | -1.66% |
| ICF/IID | 83.77% | 66.96% | 62.84% | 59.04% | 53.89% | 53.54% | 51.46% | 49.32% | 48.04% | 66.09% | 64.31% | -19.46% | -1.78% |
| Alzheimer | 93.02% | 92.38% | 89.64% | 92.68% | 88.41% | 93.67% | 94.59% | 94.37% | 91.79% | 89.69% | 92.68% | -0.34% | 2.99% |

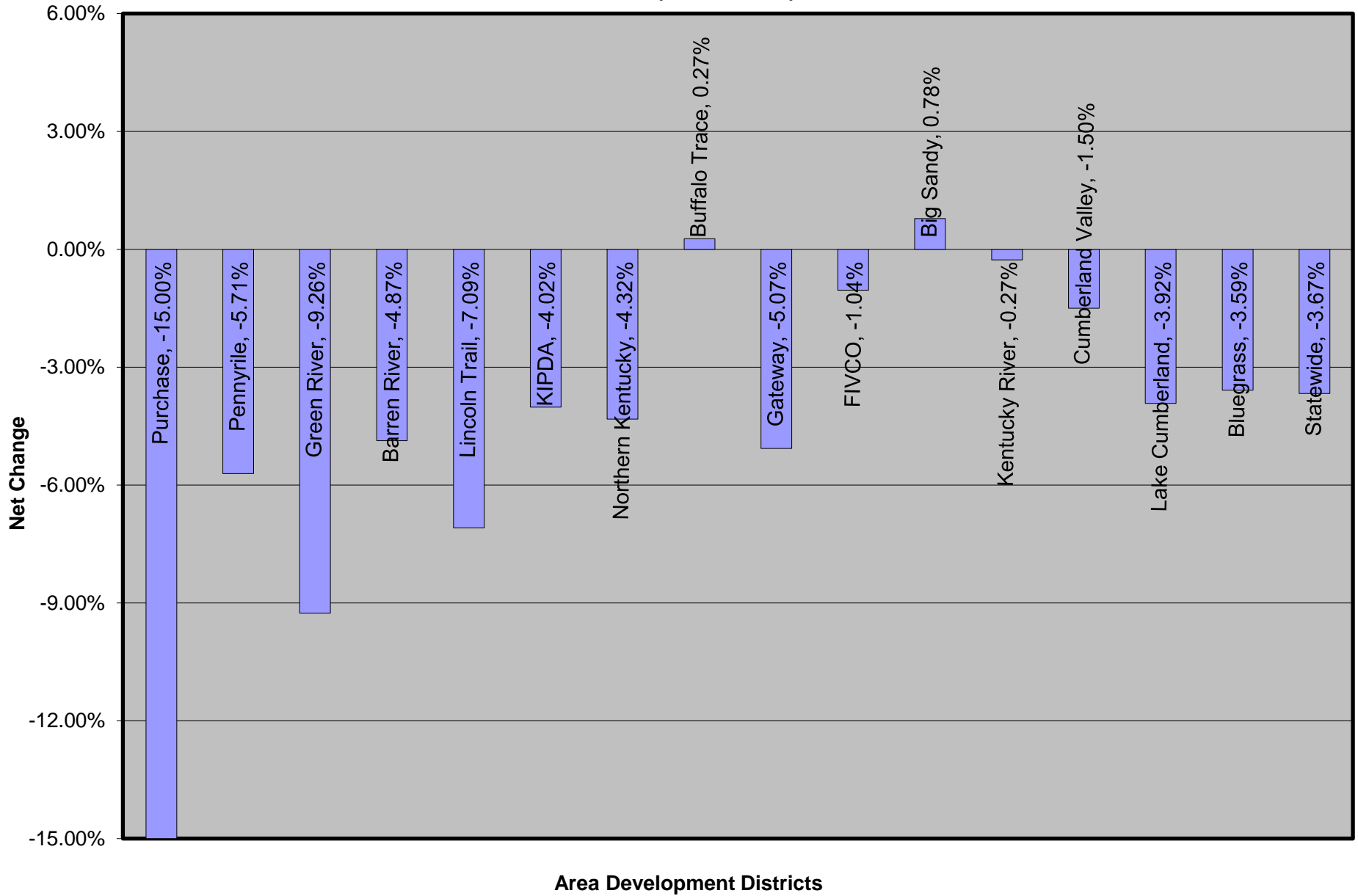
Count Of Facilities By Bed Type

| Licenced Bed Type | 2007 | 2008 | 2009 | 2010 | 2011 | 2012 | 2013 | 2014 | 2015 | 2016 | 2017 | NET CHANGE | |
|-------------------------|------------|------------|------------|------------|------------|------------|------------|------------|------------|------------|------------|------------|-----------|
| | | | | | | | | | | | | 2007-2017 | 2016-2017 |
| Nursing Facility | 292 | 292 | 288 | 285 | 286 | 287 | 285 | 284 | 285 | 283 | 288 | -4 | 5 |
| Personal Care | 189 | 182 | 178 | 176 | 165 | 162 | 157 | 151 | 151 | 152 | 158 | -31 | 6 |
| Intermediate Care | 10 | 9 | 9 | 9 | 9 | 9 | 9 | 9 | 9 | 9 | 9 | -1 | 0 |
| Nursing Home (CCRC) | 20 | 20 | 21 | 22 | 22 | 22 | 14 | 18 | 20 | 20 | 21 | 21 | 1 |
| Nursing Home (Non-CCRC) | | | | | | | 11 | 6 | 6 | 5 | 5 | 5 | 0 |
| ICF/IID | 7 | 9 | 12 | 14 | 14 | 14 | 14 | 14 | 14 | 14 | 16 | 9 | 2 |
| Alzheimer | 2 | 2 | 2 | 2 | 2 | 2 | 2 | 2 | 2 | 2 | 2 | 0 | 0 |
| Statewide | 518 | 512 | 508 | 506 | 496 | 494 | 490 | 482 | 485 | 483 | 499 | -19 | 16 |

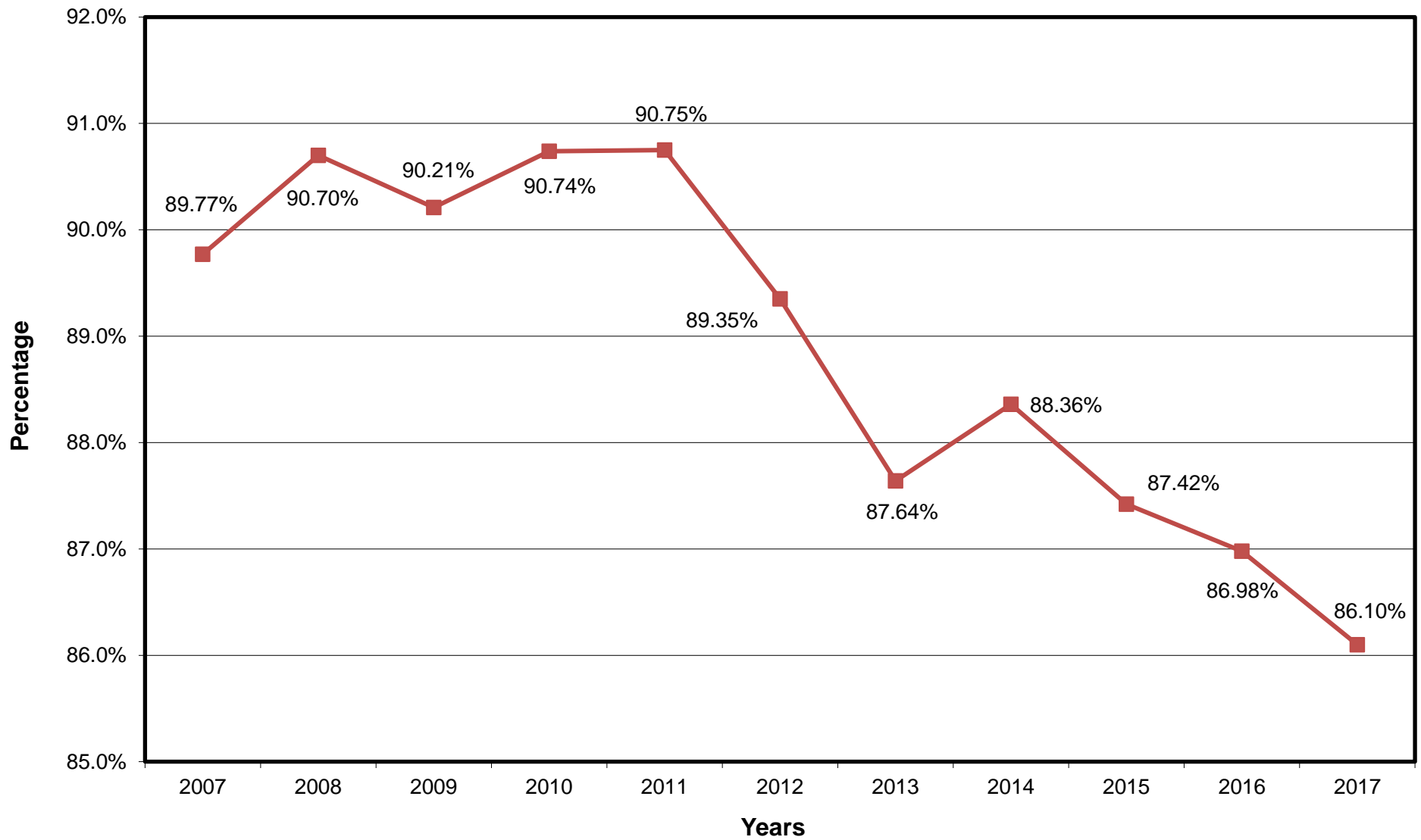
**NURSING FACILITY BED OCCUPANCY RATES
BY Year, ADD and Bed Type**

| Area Development District | 2007 | 2008 | 2009 | 2010 | 2011 | 2012 | 2013 | 2014 | 2015 | 2016 | 2017 | NET CHANGE | |
|---------------------------|--------|--------|--------|--------|--------|--------|--------|--------|--------|--------|--------|------------|-----------|
| | | | | | | | | | | | | 2007-2017 | 2016-2017 |
| Purchase | 90.43% | 88.19% | 87.60% | 87.69% | 89.44% | 84.95% | 80.14% | 79.83% | 79.47% | 78.02% | 75.43% | -15.00% | -2.59% |
| Pennyrite | 87.08% | 87.85% | 88.05% | 87.46% | 87.52% | 87.43% | 83.01% | 82.55% | 82.37% | 81.76% | 79.29% | -5.71% | -2.47% |
| Green River | 91.03% | 91.54% | 89.89% | 90.03% | 89.97% | 89.23% | 87.72% | 88.55% | 85.15% | 82.95% | 84.62% | -9.26% | 1.67% |
| Barren River | 89.04% | 93.37% | 93.60% | 93.48% | 91.82% | 90.73% | 90.01% | 90.69% | 89.01% | 87.90% | 87.69% | -4.87% | -0.21% |
| Lincoln Trail | 96.74% | 95.66% | 94.74% | 95.36% | 93.35% | 91.29% | 87.08% | 89.74% | 88.69% | 89.63% | 82.81% | -7.09% | -6.82% |
| KIPDA | 87.84% | 90.56% | 89.75% | 89.26% | 89.25% | 87.15% | 85.01% | 86.62% | 87.58% | 85.91% | 86.40% | -4.02% | 0.49% |
| Northern Kentucky | 92.84% | 91.76% | 90.27% | 91.71% | 92.72% | 90.44% | 91.99% | 92.36% | 88.21% | 89.13% | 88.38% | -4.32% | -0.75% |
| Buffalo Trace | 88.34% | 86.53% | 88.80% | 88.00% | 90.06% | 92.51% | 90.11% | 92.74% | 77.29% | 90.54% | 91.19% | 0.27% | 0.65% |
| Gateway | 91.25% | 93.81% | 92.83% | 91.30% | 93.09% | 90.63% | 91.41% | 93.25% | 91.75% | 92.31% | 91.30% | -5.07% | -1.01% |
| FIVCO | 94.93% | 93.77% | 93.26% | 92.59% | 92.37% | 91.57% | 90.39% | 92.93% | 92.08% | 91.83% | 91.70% | -1.04% | -0.13% |
| Big Sandy | 83.59% | 84.55% | 82.45% | 86.14% | 86.43% | 86.18% | 84.18% | 85.96% | 84.43% | 86.42% | 84.49% | 0.78% | -1.93% |
| Kentucky River | 89.68% | 89.74% | 91.25% | 90.41% | 88.75% | 88.62% | 86.34% | 88.51% | 88.63% | 89.16% | 90.29% | -0.27% | 1.13% |
| Cumberland Valley | 94.85% | 94.80% | 95.15% | 94.37% | 93.65% | 93.74% | 93.91% | 93.29% | 93.35% | 92.73% | 93.03% | -1.50% | 0.30% |
| Lake Cumberland | 94.66% | 95.34% | 93.07% | 94.21% | 95.17% | 94.85% | 93.67% | 94.30% | 92.83% | 91.37% | 89.54% | -3.92% | -1.83% |
| Bluegrass | 86.40% | 87.46% | 87.69% | 91.00% | 91.39% | 89.92% | 89.34% | 88.42% | 88.01% | 87.48% | 86.07% | -3.59% | -1.41% |
| Statewide | 89.77% | 90.70% | 90.21% | 90.74% | 90.75% | 89.35% | 87.64% | 88.36% | 87.42% | 86.98% | 86.10% | -3.67% | -0.88% |

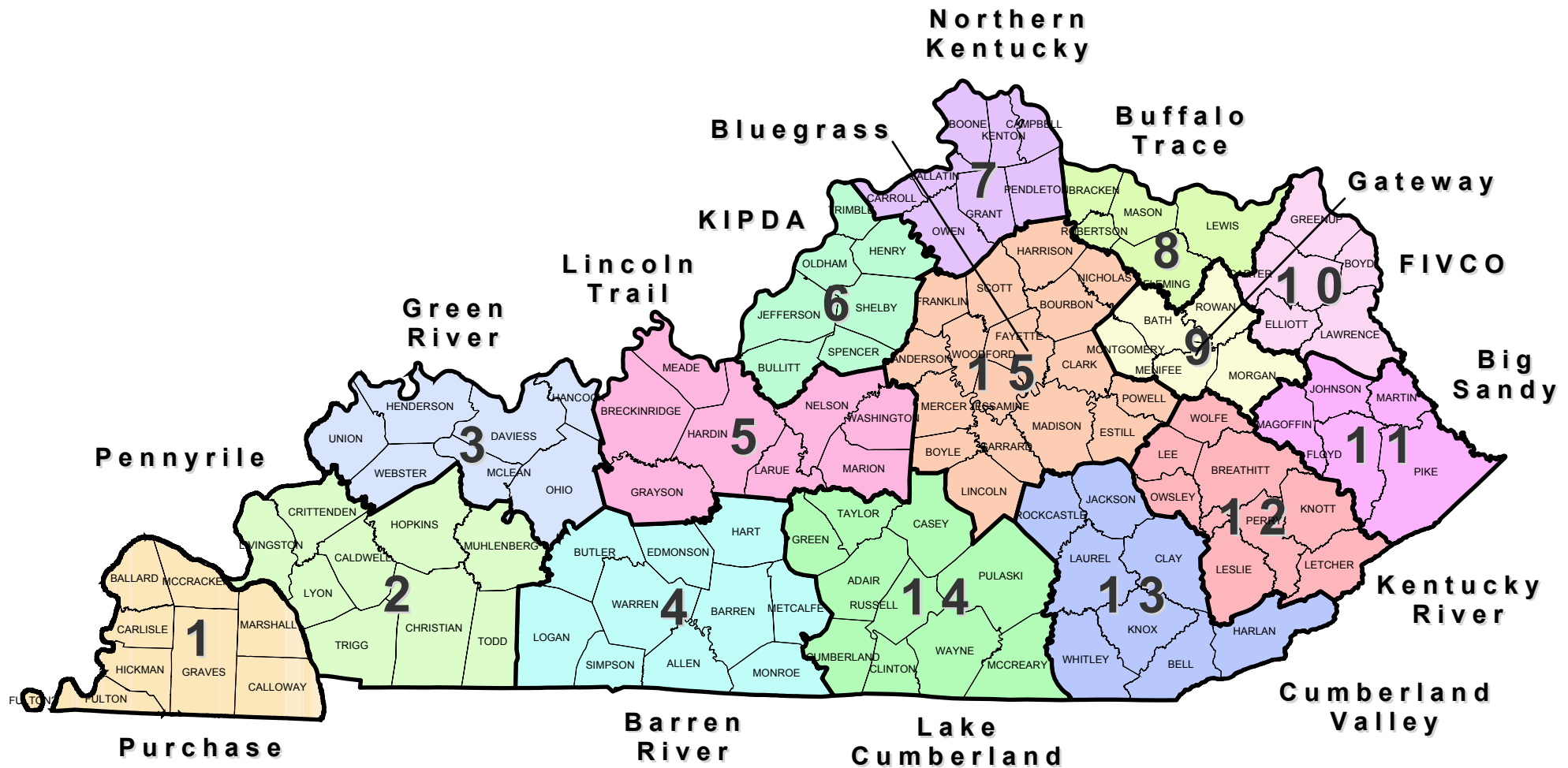
Net Change in Occupancy in Nursing Facility Beds (2007 - 2017)



Statewide Occupancy Rates for Nursing Facility Beds 2007 - 2017



Kentucky Counties and Area Development Districts (ADDs)



Kentucky Cabinet for Health and Family Services
 Office of Inspector General
 Division of Certificate of Need



County and Area Development District Reference

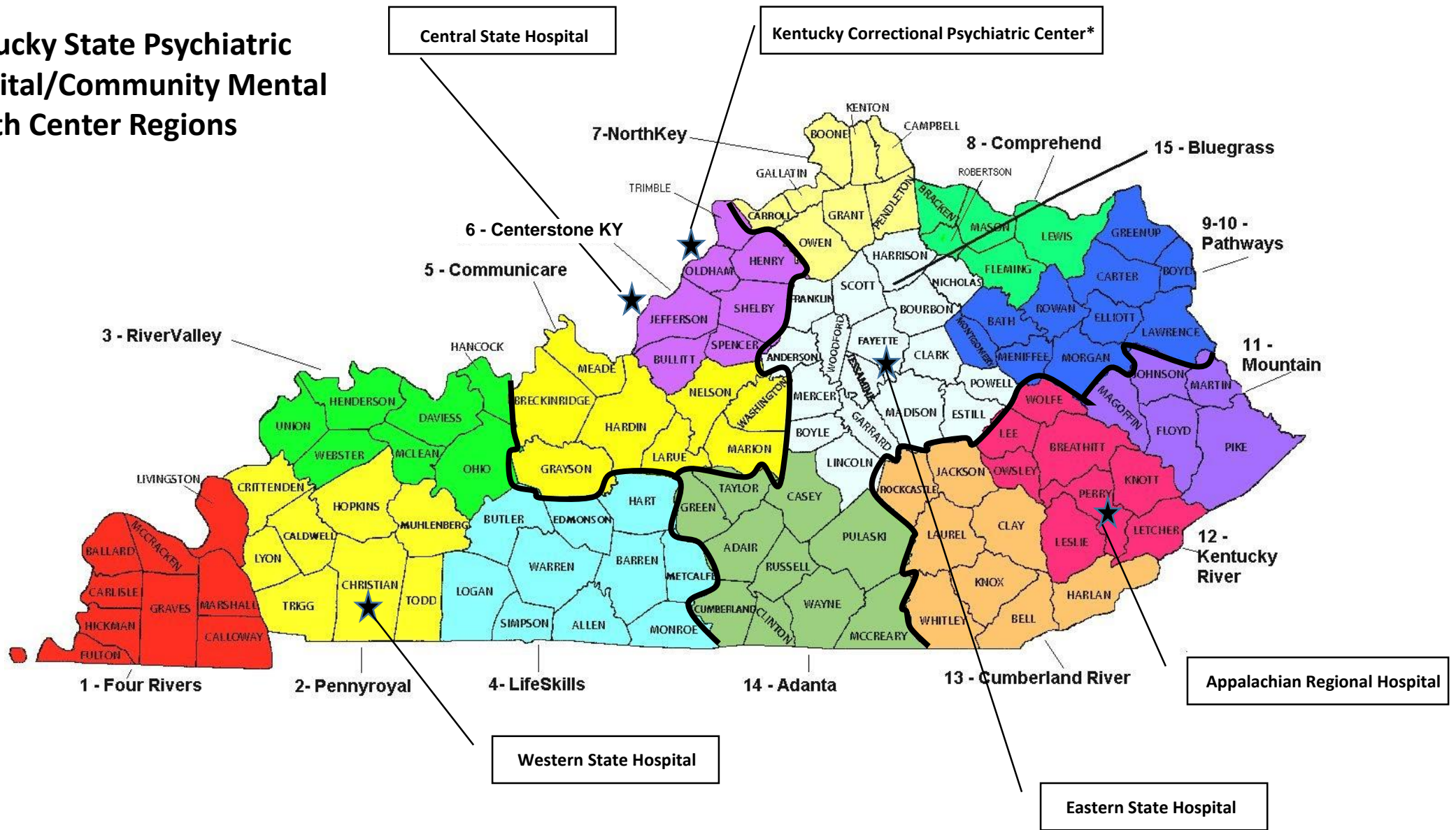
| ADD | ADD NAME | COUNTY | ADD | ADD NAME | COUNTY | | |
|----------|--------------|------------|---------------|--------------|-------------|---------------|--------------|
| 1 | PURCHASE | BALLARD | 4 | BARREN RIVER | METCALFE | | |
| | | CALLOWAY | | | MONROE | | |
| | | CARLISLE | | | SIMPSON | | |
| | | FULTON | | | WARREN | | |
| | | GRAVES | | | 5 | LINCOLN TRAIL | BRECKINRIDGE |
| | | HICKMAN | | | | | GRAYSON |
| | | MARSHALL | | | | | HARDIN |
| | | MCCRACKEN | | | | | LARUE |
| | | CALDWELL | | | | | MARION |
| | | CHRISTIAN | | | | | MEADE |
| 2 | PENNYRILE | CRITTENDEN | 6 | KIPDA | NELSON | | |
| | | HOPKINS | | | WASHINGTON | | |
| | | LIVINGSTON | | | BULLITT | | |
| | | LYON | | | HENRY | | |
| | | MUHLENBERG | | | JEFFERSON | | |
| | | TODD | | | OLDHAM | | |
| | | TRIGG | | | SHELBY | | |
| | | DAVISS | | | SPENCER | | |
| | | HANCOCK | | | TRIMBLE | | |
| | | 3 | | | GREEN RIVER | HENDERSON | 7 |
| MCCLEAN | CAMPBELL | | | | | | |
| OHIO | CARROLL | | | | | | |
| UNION | GALLATIN | | | | | | |
| WEBSTER | GRANT | | | | | | |
| ALLEN | KENTON | | | | | | |
| BARREN | OWEN | | | | | | |
| BUTLER | PENDLETON | | | | | | |
| EDMONSON | 8 | | BUFFALO TRACE | BRACKEN | | | |
| HART | | | | FLEMING | | | |
| 4 | BARREN RIVER | LOGAN | | LEWIS | | | |



County and Area Development District Reference

| ADD | ADD NAME | COUNTY | ADD | ADD NAME | COUNTY |
|-----|-------------------|----------------------------------------------------------------------------|-----|-------------------|---------------------------------------------------------------------------------------------------------------------------------------------------------------------------------------|
| 8 | BUFFALO TRACE | MASON ROBERTSON | 13 | CUMBERLAND VALLEY | LAUREL ROCKCASTLE |
| 9 | GATEWAY | BATH MENIFEE MONTGOMERY MORGAN ROWAN | 14 | LAKE CUMBERLAND | WHITLEY ADAIR CASEY CLINTON CUMBERLAND |
| 10 | FIVCO | BOYD CARTER ELLIOTT GREENUP LAWRENCE | | | GREEN MCCREARY PULASKI RUSSELL TAYLOR WAYNE |
| 11 | BIG SANDY | FLOYD JOHNSON MAGOFFIN MARTIN PIKE | 15 | BLUEGRASS | ANDERSON BOURBON BOYLE CLARK ESTILL FAYETTE FRANKLIN GARRARD HARRISON JESSAMINE LINCOLN MADISON MERCER NICHOLAS POWELL SCOTT WOODFORD |
| 12 | KY RIVER | BREATHITT KNOTT LEE LESLIE LETCHER OWSLEY PERRY WOLFE | | | |
| 13 | CUMBERLAND VALLEY | BELL CLAY HARLAN JACKSON KNOX | | | |

Kentucky State Psychiatric Hospital/Community Mental Health Center Regions



*KPCP provides forensic psychiatric services statewide



County and Community Mental Health Center Region Reference

| CMHC | CMHC REGION NAME | COUNTY | CMHC | CMHC REGION NAME | COUNTY | | | | |
|---------|------------------|------------|---------|------------------|--------------|--------------|---|----------|-----------|
| 1 | FOUR RIVERS | BALLARD | 4 | LIFESKILLS | METCALFE | | | | |
| | | CALLOWAY | | | MONROE | | | | |
| | | CARLISLE | | | SIMPSON | | | | |
| | | FULTON | | | WARREN | | | | |
| | | GRAVES | | | 5 | BRECKINRIDGE | | | |
| | | HICKMAN | | | | GRAYSON | | | |
| | | LIVINGSTON | | | | HARDIN | | | |
| | | MARSHALL | | | | LARUE | | | |
| | | MCCRACKEN | | | | MARION | | | |
| | | CALDWELL | | | | MEADE | | | |
| 2 | PENNYROYAL | CHRISTIAN | 6 | CENTERSTONE KY | NELSON | | | | |
| | | CRITTENDEN | | | WASHINGTON | | | | |
| | | HOPKINS | | | BULLITT | | | | |
| | | LYON | | | HENRY | | | | |
| | | MUHLENBERG | | | JEFFERSON | | | | |
| | | TODD | | | OLDHAM | | | | |
| | | TRIGG | | | SHELBY | | | | |
| | | 3 | | | RIVER VALLEY | DAVIESS | 7 | NORTHKEY | SPENCER |
| | | | | | | HANCOCK | | | TRIMBLE |
| | | | | | | HENDERSON | | | BOONE |
| MCLEAN | CAMPBELL | | | | | | | | |
| OHIO | CARROLL | | | | | | | | |
| UNION | GALLATIN | | | | | | | | |
| WEBSTER | GRANT | | | | | | | | |
| 4 | LIFESKILLS | | ALLEN | 8 | | COMPREHEND | | | KENTON |
| | | | BARREN | | | | | | OWEN |
| | | | BUTLER | | | | | | PENDLETON |
| | | EDMONSON | BRACKEN | | | | | | |
| | | HART | FLEMING | | | | | | |
| | | LOGAN | LEWIS | | | | | | |



County and Community Mental Health Center Region Reference

| CMHC | CMHC REGION NAME | COUNTY | CMHC | CMHC REGION NAME | COUNTY |
|--------|------------------|------------------------------------------------------------------------------------------------------|------|------------------|---------------------------------------------------------------------------------------------------------------------------------------------------------------------------------------|
| 8 | COMPREHEND | MASON ROBERTSON | 13 | CUMBERLAND RIVER | LAUREL ROCKCASTLE |
| 9 - 10 | PATHWAYS | BATH BOYD CARTER ELLIOTT GREENUP LAWRENCE MENIFEE MONTGOMERY MORGAN ROWAN | 14 | ADANTA | WHITLEY ADAIR CASEY CLINTON CUMBERLAND GREEN MCCREARY PULASKI RUSSELL TAYLOR WAYNE |
| 11 | MOUNTAIN | FLOYD JOHNSON MAGOFFIN MARTIN PIKE | 15 | BLUEGRASS | ANDERSON BOURBON BOYLE CLARK ESTILL FAYETTE FRANKLIN GARRARD HARRISON JESSAMINE LINCOLN MADISON MERCER NICHOLAS POWELL SCOTT WOODFORD |
| 12 | KENTUCKY RIVER | BREATHITT KNOTT LEE LESLIE LETCHER OWSLEY PERRY WOLFE | | | |
| 13 | CUMBERLAND RIVER | BELL CLAY HARLAN JACKSON KNOX | | | |

Kentucky Annual Long-Term Care Services Report



Section I Census Data

2017 ANNUAL KENTUCKY LONG TERM CARE UTILIZATION AND SERVICE REPORT

Table 1 - Census Data- Nursing Facility Beds 2017

| ADD / Facility | Licensed Beds | Beds In Operation | Beginning Census | Admissions | Discharges | Deaths | Ending Census | Total Patient Days | Occupancy Percentage |
|---------------------------------------------|---------------|-------------------|------------------|------------|------------|------------|---------------|--------------------|----------------------|
| ADD: 1 PURCHASE | | | | | | | | | |
| BALLARD | | | | | | | | | |
| Life Care Center of LaCenter | 70 | 70 | 59 | 94 | 66 | 40 | 47 | 20,636 | 80.77% |
| BALLARD County Total: | 70 | 70 | 59 | 94 | 66 | 40 | 47 | 20,636 | 80.77% |
| CALLOWAY | | | | | | | | | |
| Spring Creek Health Care | 226 | 226 | 138 | 477 | 406 | 65 | 144 | 50,083 | 60.71% |
| CALLOWAY County Total: | 226 | 226 | 138 | 477 | 406 | 65 | 144 | 50,083 | 60.71% |
| CARLISLE | | | | | | | | | |
| Countryside Center | 53 | 53 | 43 | 94 | 77 | 18 | 42 | 16,111 | 83.28% |
| CARLISLE County Total: | 53 | 53 | 43 | 94 | 77 | 18 | 42 | 16,111 | 83.28% |
| FULTON | | | | | | | | | |
| Diversicare of Fulton | 60 | 60 | 47 | 67 | 44 | 22 | 48 | 17,810 | 81.32% |
| FULTON County Total: | 60 | 60 | 47 | 67 | 44 | 22 | 48 | 17,810 | 81.32% |
| GRAVES | | | | | | | | | |
| Concordia Healthcare Center-Heritage Manor | 100 | 85 | 62 | 168 | 144 | 22 | 64 | 24,619 | 46.71% |
| Green Acres Health Care | 73 | 73 | 58 | 103 | 78 | 21 | 62 | 21,185 | 79.51% |
| Mills Health and Rehab Center | 98 | 98 | 95 | 197 | 160 | 38 | 94 | 33,978 | 94.99% |
| GRAVES County Total: | 271 | 256 | 215 | 468 | 382 | 81 | 220 | 79,782 | 69.30% |
| HICKMAN | | | | | | | | | |
| Clinton Hickman County Nursing Facility | 46 | 46 | 42 | 31 | 18 | 13 | 42 | 14,914 | 88.83% |
| Clinton Place | 88 | 88 | 75 | 175 | 159 | 19 | 72 | 26,280 | 81.82% |
| HICKMAN County Total: | 134 | 134 | 117 | 206 | 177 | 32 | 114 | 41,194 | 84.22% |
| MARSHALL | | | | | | | | | |
| Calvert City Convalescent Center | 95 | 95 | 90 | 84 | 56 | 37 | 81 | 31,673 | 91.34% |
| Lake Way Nursing and Rehabilitation Center | 96 | 96 | 91 | 102 | 71 | 37 | 85 | 30,223 | 86.25% |
| Oakview Nursing and Rehabilitation Center | 100 | 100 | 60 | 83 | 48 | 28 | 67 | 25,194 | 69.02% |
| MARSHALL County Total: | 291 | 291 | 241 | 269 | 175 | 102 | 233 | 87,090 | 81.99% |
| MCCRACKEN | | | | | | | | | |
| Baptist Health Paducah | 20 | 20 | 14 | 91 | 93 | 12 | 0 | 938 | 57.20% |
| Barkley Center | 86 | 86 | 59 | 152 | 116 | 26 | 69 | 24,033 | 76.56% |
| McCracken Nursing and Rehabilitation Center | 103 | 103 | 61 | 27 | 16 | 4 | 68 | 25,017 | 66.54% |

2017 ANNUAL KENTUCKY LONG TERM CARE UTILIZATION AND SERVICE REPORT

Table 1 - Census Data- Nursing Facility Beds 2017

| ADD / Facility | Licensed Beds | Beds In Operation | Beginning Census | Admissions | Discharges | Deaths | Ending Census | Total Patient Days | Occupancy Percentage |
|------------------------------------------------------|---------------|-------------------|------------------|--------------|--------------|------------|---------------|--------------------|----------------------|
| Parkview Nursing and Rehabilitation Center (Paducah) | 228 | 228 | 181 | 547 | 466 | 61 | 201 | 69,984 | 84.10% |
| Superior Care Home | 108 | 108 | 71 | 340 | 280 | 23 | 108 | 29,580 | 75.04% |
| MCCRACKEN County Total: | 545 | 545 | 386 | 1,157 | 971 | 126 | 446 | 149,552 | 77.38% |
| ADD: 1 Total | 1,650 | 1,635 | 1,246 | 2,832 | 2,298 | 486 | 1,294 | 462,258 | 75.43% |
| ADD: 2 PENNYRILE | | | | | | | | | |
| CALDWELL | | | | | | | | | |
| Princeton Health and Rehab Center | 104 | 58 | 60 | 116 | 99 | 26 | 51 | 21,050 | 55.45% |
| CALDWELL County Total: | 104 | 58 | 60 | 116 | 99 | 26 | 51 | 21,050 | 55.45% |
| CHRISTIAN | | | | | | | | | |
| Bradford Heights Health & Rehab Center | 100 | 100 | 78 | 263 | 242 | 31 | 68 | 27,842 | 76.28% |
| Christian Health Center, Hopkinsville | 112 | 112 | 104 | 225 | 196 | 25 | 108 | 38,352 | 93.82% |
| Christian Heights Nursing and Rehabilitation Center | 60 | 60 | 36 | 41 | 27 | 9 | 41 | 14,427 | 65.88% |
| Covington Convalescent Center | 72 | 72 | 68 | 63 | 49 | 18 | 64 | 24,539 | 93.38% |
| Western State Nursing Facility | 144 | 144 | 109 | 14 | 9 | 14 | 100 | 37,028 | 70.45% |
| CHRISTIAN County Total: | 488 | 488 | 395 | 606 | 523 | 97 | 381 | 142,188 | 79.83% |
| CRITTENDEN | | | | | | | | | |
| Crittenden County Health and Rehabilitation Center | 101 | 101 | 70 | 69 | 32 | 23 | 84 | 27,471 | 74.52% |
| CRITTENDEN County Total: | 101 | 101 | 70 | 69 | 32 | 23 | 84 | 27,471 | 74.52% |
| HOPKINS | | | | | | | | | |
| Baptist Health Transitional Care | 20 | 20 | 12 | 54 | 64 | 2 | 0 | 880 | 56.41% |
| Brighton Cornerstone Health Care | 66 | 66 | 53 | 61 | 42 | 11 | 61 | 20,610 | 85.55% |
| Dawson Springs Health And Rehab Ctr | 59 | 59 | 53 | 40 | 30 | 10 | 53 | 19,730 | 91.62% |
| Hillside Center | 71 | 71 | 53 | 125 | 114 | 9 | 55 | 20,003 | 77.19% |
| Joseph Eddie Ballard Western Kentucky Veterans Cen | 156 | 156 | 105 | 34 | 10 | 32 | 97 | 35,564 | 62.46% |
| NHC HealthCare, Madisonville | 94 | 94 | 85 | 75 | 45 | 35 | 80 | 30,325 | 88.39% |
| Ridgewood Terrace Nursing Home | 110 | 110 | 103 | 269 | 199 | 69 | 104 | 34,378 | 85.62% |
| Tradewater Pointe | 60 | 60 | 56 | 17 | 3 | 20 | 50 | 17,795 | 81.26% |
| HOPKINS County Total: | 636 | 636 | 520 | 675 | 507 | 188 | 500 | 179,285 | 79.19% |

2017 ANNUAL KENTUCKY LONG TERM CARE UTILIZATION AND SERVICE REPORT

Table 1 - Census Data- Nursing Facility Beds 2017

| ADD / Facility | Licensed Beds | Beds In Operation | Beginning Census | Admissions | Discharges | Deaths | Ending Census | Total Patient Days | Occupancy Percentage |
|---------------------------------------------------------------|---------------|-------------------|------------------|--------------|--------------|------------|---------------|--------------------|----------------------|
| LIVINGSTON | | | | | | | | | |
| Salem Springlake Health and Rehabilitation Center | 75 | 73 | 53 | 66 | 48 | 18 | 53 | 19,409 | 70.90% |
| LIVINGSTON County Total: | 75 | 73 | 53 | 66 | 48 | 18 | 53 | 19,409 | 70.90% |
| LYON | | | | | | | | | |
| Christian Care Center of Kuttawa | 65 | 65 | 62 | 154 | 142 | 16 | 58 | 22,397 | 94.40% |
| River's Bend Retirement Community | 40 | 40 | 37 | 31 | 17 | 12 | 39 | 14,105 | 96.61% |
| LYON County Total: | 105 | 105 | 99 | 185 | 159 | 28 | 97 | 36,502 | 95.24% |
| MUHLENBERG | | | | | | | | | |
| Concordia Nursing and Rehabilitation-Maple | 97 | 97 | 94 | 135 | 116 | 21 | 92 | 33,438 | 94.44% |
| Diversicare of Greenville | 62 | 62 | 56 | 153 | 128 | 23 | 58 | 21,194 | 93.65% |
| Owensboro Health Muhlenberg Community Hospital Long Term Care | 45 | 45 | 37 | 150 | 130 | 22 | 35 | 13,175 | 80.21% |
| MUHLENBERG County Total: | 204 | 204 | 187 | 438 | 374 | 66 | 185 | 67,807 | 91.07% |
| TODD | | | | | | | | | |
| Hearthstone Place | 60 | 60 | 53 | 118 | 104 | 21 | 46 | 16,875 | 77.05% |
| TODD County Total: | 60 | 60 | 53 | 118 | 104 | 21 | 46 | 16,875 | 77.05% |
| TRIGG | | | | | | | | | |
| Shady Lawn Nursing and Rehabilitation Center | 50 | 50 | 35 | 39 | 29 | 14 | 31 | 12,437 | 68.15% |
| TRIGG County Total: | 50 | 50 | 35 | 39 | 29 | 14 | 31 | 12,437 | 68.15% |
| ADD: 2 Total | 1,823 | 1,775 | 1,472 | 2,312 | 1,875 | 481 | 1,428 | 523,024 | 79.29% |
| ADD: 3 GREEN RIVER | | | | | | | | | |
| DAVIESS | | | | | | | | | |
| Carmel Home | 36 | 36 | 33 | 29 | 11 | 15 | 36 | 13,011 | 99.02% |
| Hermitage Care and Rehabilitation Center | 70 | 70 | 47 | 91 | 54 | 22 | 62 | 22,630 | 88.57% |
| Owensboro Center | 145 | 141 | 120 | 185 | 139 | 42 | 124 | 45,810 | 86.56% |
| Signature Healthcare at Hillcrest | 156 | 156 | 122 | 247 | 213 | 34 | 122 | 43,805 | 76.93% |
| The Transitional Care Center of Owensboro | 30 | 30 | 26 | 728 | 724 | 11 | 19 | 8,190 | 74.79% |
| Twin Rivers Nursing and Rehab Center | 132 | 132 | 116 | 81 | 63 | 20 | 114 | 43,486 | 90.26% |
| Wellington Parc of Owensboro | 20 | 20 | 20 | 8 | 2 | 7 | 19 | 7,077 | 96.95% |
| DAVIESS County Total: | 589 | 585 | 484 | 1,369 | 1,206 | 151 | 496 | 184,009 | 85.59% |

2017 ANNUAL KENTUCKY LONG TERM CARE UTILIZATION AND SERVICE REPORT

Table 1 - Census Data- Nursing Facility Beds 2017

| ADD / Facility | Licensed Beds | Beds In Operation | Beginning Census | Admissions | Discharges | Deaths | Ending Census | Total Patient Days | Occupancy Percentage |
|-----------------------------------------------------|---------------|-------------------|------------------|--------------|--------------|------------|---------------|--------------------|----------------------|
| HANCOCK | | | | | | | | | |
| Heartland Villa Care and Rehabilitation Center Com | 45 | 45 | 39 | 82 | 59 | 21 | 41 | 15,017 | 91.43% |
| HANCOCK County Total: | 45 | 45 | 39 | 82 | 59 | 21 | 41 | 15,017 | 91.43% |
| HENDERSON | | | | | | | | | |
| Henderson Nursing and Rehabilitation Center | 90 | 90 | 62 | 68 | 52 | 16 | 62 | 23,683 | 72.09% |
| Redbanks | 222 | 222 | 185 | 266 | 215 | 53 | 183 | 66,022 | 81.48% |
| HENDERSON County Total: | 312 | 312 | 247 | 334 | 267 | 69 | 245 | 89,705 | 78.77% |
| MCLEAN | | | | | | | | | |
| Riverside Care & Rehab Ctr | 79 | 79 | 66 | 114 | 89 | 28 | 63 | 24,285 | 84.22% |
| MCLEAN County Total: | 79 | 79 | 66 | 114 | 89 | 28 | 63 | 24,285 | 84.22% |
| OHIO | | | | | | | | | |
| Beaver Dam Nursing and Rehab Center | 58 | 58 | 56 | 81 | 71 | 12 | 54 | 20,353 | 96.14% |
| Fordsville Nursing and Rehabilitation Center | 67 | 67 | 63 | 46 | 33 | 10 | 66 | 23,184 | 94.80% |
| Signature Healthcare of Hartford Rehab and Wellness | 110 | 110 | 86 | 125 | 86 | 31 | 94 | 32,587 | 81.16% |
| OHIO County Total: | 235 | 235 | 205 | 252 | 190 | 53 | 214 | 76,124 | 88.75% |
| UNION | | | | | | | | | |
| Breckinridge Place | 16 | 16 | 16 | 25 | 20 | 5 | 16 | 5,654 | 96.82% |
| Morganfield Nursing and Rehabilitation Center | 60 | 60 | 49 | 126 | 110 | 15 | 50 | 19,140 | 87.40% |
| UNION County Total: | 76 | 76 | 65 | 151 | 130 | 20 | 66 | 24,794 | 89.38% |
| WEBSTER | | | | | | | | | |
| Redbanks Colonial Terrace | 87 | 87 | 74 | 93 | 79 | 22 | 66 | 25,576 | 80.54% |
| WEBSTER County Total: | 87 | 87 | 74 | 93 | 79 | 22 | 66 | 25,576 | 80.54% |
| ADD: 3 Total | 1,423 | 1,419 | 1,180 | 2,395 | 2,020 | 364 | 1,191 | 439,510 | 84.62% |
| ADD: 4 BARREN RIVER | | | | | | | | | |
| ALLEN | | | | | | | | | |
| Cal Turner Rehab and Specialty Care | 110 | 110 | 106 | 103 | 55 | 46 | 108 | 38,856 | 96.78% |
| ALLEN County Total: | 110 | 110 | 106 | 103 | 55 | 46 | 108 | 38,856 | 96.78% |
| BARREN | | | | | | | | | |
| Diversicare of Glasgow | 94 | 94 | 91 | 97 | 66 | 33 | 89 | 32,510 | 94.75% |
| Glasgow State Nursing Facility | 100 | 75 | 71 | 17 | 8 | 10 | 70 | 25,654 | 70.28% |
| Glenview Health Care Facility | 60 | 60 | 49 | 63 | 42 | 17 | 53 | 19,774 | 90.29% |

2017 ANNUAL KENTUCKY LONG TERM CARE UTILIZATION AND SERVICE REPORT

Table 1 - Census Data- Nursing Facility Beds 2017

| ADD / Facility | Licensed Beds | Beds In Operation | Beginning Census | Admissions | Discharges | Deaths | Ending Census | Total Patient Days | Occupancy Percentage |
|----------------------------------------------------|---------------|-------------------|------------------|------------|------------|------------|---------------|--------------------|----------------------|
| NHC HealthCare, Glasgow | 194 | 194 | 177 | 284 | 230 | 57 | 174 | 63,735 | 90.01% |
| Signature Healthcare of Glasgow | 68 | 68 | 59 | 106 | 84 | 22 | 59 | 21,879 | 88.15% |
| T J Samson Community Hospital Skilled Nursing Unit | 16 | 16 | 10 | 268 | 263 | 3 | 12 | 3,494 | 59.83% |
| BARREN County Total: | 532 | 507 | 457 | 835 | 693 | 142 | 457 | 167,046 | 86.03% |
| BUTLER | | | | | | | | | |
| Morgantown Care and Rehabilitation Center | 122 | 122 | 108 | 192 | 149 | 51 | 100 | 38,783 | 87.09% |
| BUTLER County Total: | 122 | 122 | 108 | 192 | 149 | 51 | 100 | 38,783 | 87.09% |
| EDMONSON | | | | | | | | | |
| Edmonson Center | 74 | 74 | 72 | 117 | 95 | 27 | 67 | 25,417 | 94.10% |
| EDMONSON County Total: | 74 | 74 | 72 | 117 | 95 | 27 | 67 | 25,417 | 94.10% |
| HART | | | | | | | | | |
| Signature Healthcare of Hart County | 104 | 104 | 88 | 151 | 120 | 33 | 86 | 32,912 | 86.70% |
| HART County Total: | 104 | 104 | 88 | 151 | 120 | 33 | 86 | 32,912 | 86.70% |
| LOGAN | | | | | | | | | |
| Auburn Health Care | 66 | 66 | 56 | 40 | 34 | 15 | 47 | 19,401 | 80.54% |
| Creekwood Place Nursing and Rehab Center | 104 | 104 | 95 | 379 | 350 | 35 | 89 | 33,958 | 89.46% |
| LOGAN County Total: | 170 | 170 | 151 | 419 | 384 | 50 | 136 | 53,359 | 85.99% |
| METCALFE | | | | | | | | | |
| Metcalf Health Care Center | 71 | 71 | 70 | 91 | 68 | 26 | 67 | 24,561 | 94.78% |
| METCALFE County Total: | 71 | 71 | 70 | 91 | 68 | 26 | 67 | 24,561 | 94.78% |
| MONROE | | | | | | | | | |
| Signature HealthCare of Monroe County Rehab | 104 | 104 | 96 | 143 | 125 | 22 | 92 | 33,353 | 87.86% |
| MONROE County Total: | 104 | 104 | 96 | 143 | 125 | 22 | 92 | 33,353 | 87.86% |
| SIMPSON | | | | | | | | | |
| Franklin-Simpson Nursing and Rehabilitation | 98 | 98 | 80 | 293 | 271 | 15 | 87 | 31,484 | 88.02% |
| SIMPSON County Total: | 98 | 98 | 80 | 293 | 271 | 15 | 87 | 31,484 | 88.02% |
| WARREN | | | | | | | | | |
| Bowling Green Nursing and Rehabilitation | 66 | 66 | 60 | 92 | 79 | 19 | 54 | 21,071 | 87.47% |
| Christian Health Center, Bowling Green | 22 | 22 | 22 | 165 | 156 | 11 | 20 | 7,291 | 90.80% |
| Colonial Center | 48 | 48 | 47 | 70 | 58 | 15 | 44 | 16,496 | 94.16% |
| Greenwood Nursing and Rehabilitation | 128 | 128 | 114 | 533 | 469 | 57 | 121 | 43,364 | 92.82% |

2017 ANNUAL KENTUCKY LONG TERM CARE UTILIZATION AND SERVICE REPORT

Table 1 - Census Data- Nursing Facility Beds 2017

| ADD / Facility | Licensed Beds | Beds In Operation | Beginning Census | Admissions | Discharges | Deaths | Ending Census | Total Patient Days | Occupancy Percentage |
|----------------------------------------------|---------------|-------------------|------------------|--------------|--------------|------------|---------------|--------------------|----------------------|
| Hopkins Center | 50 | 50 | 49 | 80 | 61 | 21 | 47 | 16,933 | 92.78% |
| Signature Healthcare Bowling Green | 176 | 176 | 140 | 196 | 164 | 46 | 126 | 49,213 | 76.61% |
| WARREN County Total: | 490 | 490 | 432 | 1,136 | 987 | 169 | 412 | 154,368 | 86.31% |
| ADD: 4 Total | 1,875 | 1,850 | 1,660 | 3,480 | 2,947 | 581 | 1,612 | 600,139 | 87.69% |
| ADD: 5 LINCOLN TRAIL | | | | | | | | | |
| BRECKINRIDGE | | | | | | | | | |
| Breckinridge Memorial Nursing Facility | 18 | 18 | 18 | 12 | 2 | 11 | 17 | 6,425 | 97.79% |
| Hardinsburg Nursing and Rehabilitation | 63 | 63 | 61 | 84 | 60 | 26 | 59 | 21,733 | 94.51% |
| BRECKINRIDGE County Total: | 81 | 81 | 79 | 96 | 62 | 37 | 76 | 28,158 | 95.24% |
| GRAYSON | | | | | | | | | |
| Grayson Manor | 72 | 72 | 70 | 130 | 101 | 29 | 70 | 25,320 | 96.35% |
| Spring View Health and Rehab Center | 71 | 71 | 59 | 150 | 131 | 19 | 59 | 22,204 | 85.68% |
| GRAYSON County Total: | 143 | 143 | 129 | 280 | 232 | 48 | 129 | 47,524 | 91.05% |
| HARDIN | | | | | | | | | |
| Elizabethtown Nursing and Rehab | 65 | 65 | 58 | 133 | 118 | 16 | 57 | 21,295 | 89.76% |
| Helmwood Healthcare Center | 60 | 60 | 49 | 172 | 148 | 23 | 50 | 17,885 | 81.67% |
| Kensington Center | 82 | 82 | 73 | 392 | 355 | 34 | 76 | 27,621 | 92.29% |
| Nursing Facility of Hardin Memorial Hospital | 15 | 15 | 10 | 380 | 378 | 1 | 11 | 4,267 | 77.94% |
| Radcliff Veterans Center | 120 | 120 | 0 | 32 | 1 | 1 | 30 | 4,512 | 15.86% |
| Signature Healthcare at North Hardin Rehab | 148 | 148 | 121 | 244 | 217 | 30 | 118 | 44,002 | 81.46% |
| Signature Healthcare of Elizabethtown | 112 | 104 | 80 | 267 | 240 | 26 | 81 | 29,873 | 73.07% |
| HARDIN County Total: | 602 | 594 | 391 | 1,620 | 1,457 | 131 | 423 | 149,455 | 73.13% |
| LARUE | | | | | | | | | |
| Sunrise Manor Nursing Home | 137 | 137 | 130 | 282 | 227 | 63 | 122 | 45,056 | 90.10% |
| LARUE County Total: | 137 | 137 | 130 | 282 | 227 | 63 | 122 | 45,056 | 90.10% |
| MARION | | | | | | | | | |
| Cedars Of Lebanon Nursing Center | 81 | 81 | 67 | 74 | 58 | 22 | 61 | 23,516 | 79.54% |
| Loretto Motherhouse Infirmary | 59 | 59 | 54 | 36 | 18 | 19 | 53 | 20,629 | 94.22% |
| Village of Lebanon II | 16 | 16 | 16 | 10 | 5 | 5 | 16 | 5,735 | 98.20% |
| MARION County Total: | 156 | 156 | 137 | 120 | 81 | 46 | 130 | 49,880 | 87.05% |
| MEADE | | | | | | | | | |
| Brandenburg Nursing and Rehabilitation | 57 | 57 | 51 | 52 | 32 | 20 | 51 | 18,771 | 90.22% |
| MEADE County Total: | 57 | 57 | 51 | 52 | 32 | 20 | 51 | 18,771 | 90.22% |

2017 ANNUAL KENTUCKY LONG TERM CARE UTILIZATION AND SERVICE REPORT

Table 1 - Census Data- Nursing Facility Beds 2017

| ADD / Facility | Licensed Beds | Beds In Operation | Beginning Census | Admissions | Discharges | Deaths | Ending Census | Total Patient Days | Occupancy Percentage |
|----------------------------------------------------------|---------------|-------------------|------------------|--------------|--------------|------------|---------------|--------------------|----------------------|
| NELSON | | | | | | | | | |
| Bardstown Health and Rehab | 100 | 100 | 99 | 292 | 272 | 38 | 81 | 31,784 | 87.08% |
| Flaget Memorial Hospital NF | 12 | 12 | 8 | 293 | 290 | 4 | 7 | 3,308 | 75.53% |
| Signature Healthcare At Colonial Rehab | 65 | 65 | 63 | 148 | 126 | 29 | 56 | 21,172 | 89.24% |
| NELSON County Total: | 177 | 177 | 170 | 733 | 688 | 71 | 144 | 56,264 | 87.09% |
| WASHINGTON | | | | | | | | | |
| Sansbury Care Center | 48 | 48 | 46 | 19 | 7 | 12 | 46 | 16,671 | 95.15% |
| Springfield Nursing and Rehabilitation Center | 70 | 70 | 60 | 69 | 64 | 12 | 53 | 20,408 | 79.87% |
| WASHINGTON County Total: | 118 | 118 | 106 | 88 | 71 | 24 | 99 | 37,079 | 86.09% |
| ADD: 5 Total | 1,471 | 1,463 | 1,193 | 3,271 | 2,850 | 440 | 1,174 | 432,187 | 82.81% |
| ADD: 6 KIPDA | | | | | | | | | |
| BULLITT | | | | | | | | | |
| Green Meadows Healthcare Center 1 | 122 | 122 | 102 | 219 | 183 | 50 | 88 | 35,358 | 79.40% |
| BULLITT County Total: | 122 | 122 | 102 | 219 | 183 | 50 | 88 | 35,358 | 79.40% |
| HENRY | | | | | | | | | |
| Providence New Castle | 60 | 60 | 54 | 54 | 28 | 24 | 56 | 19,430 | 88.72% |
| HENRY County Total: | 60 | 60 | 54 | 54 | 28 | 24 | 56 | 19,430 | 88.72% |
| JEFFERSON | | | | | | | | | |
| Brownsboro Hills Nursing Home | 96 | 96 | 80 | 80 | 85 | 13 | 62 | 26,322 | 75.12% |
| Christian Health Center of Louisville | 118 | 118 | 76 | 420 | 380 | 41 | 75 | 42,071 | 97.68% |
| Christian Health Center West | 92 | 92 | 84 | 94 | 81 | 10 | 87 | 29,466 | 87.75% |
| Clifton Oaks Care Center | 110 | 110 | 92 | 198 | 199 | 13 | 78 | 33,854 | 84.32% |
| Diversicare of Seneca Place | 107 | 107 | 79 | 289 | 262 | 26 | 80 | 31,436 | 80.49% |
| Episcopal Church Home | 93 | 93 | 81 | 471 | 328 | 157 | 67 | 28,118 | 82.83% |
| Essex Nursing and Rehabilitation Center | 128 | 128 | 115 | 164 | 123 | 48 | 108 | 37,864 | 81.04% |
| Forest Springs Health Campus | 58 | 58 | 47 | 341 | 311 | 33 | 44 | 18,583 | 87.78% |
| Franciscan Health Care Center | 85 | 85 | 75 | 844 | 801 | 38 | 80 | 29,284 | 94.39% |
| Georgetown Manor | 120 | 118 | 101 | 146 | 117 | 23 | 107 | 38,179 | 87.17% |
| Glen Ridge Health Campus | 70 | 67 | 64 | 749 | 727 | 23 | 63 | 23,319 | 91.27% |
| Highlands Nursing and Rehabilitation Center (Louisville) | 154 | 154 | 129 | 338 | 310 | 17 | 140 | 48,501 | 86.29% |
| Hillcreek Rehabilitation and Care | 172 | 172 | 140 | 292 | 259 | 24 | 149 | 54,919 | 87.48% |
| Home of the Innocents | 76 | 76 | 76 | 41 | 41 | 0 | 76 | 27,573 | 99.40% |
| Kindred Hospital - Louisville | 47 | 47 | 47 | 47 | 31 | 19 | 44 | 16,663 | 97.13% |

2017 ANNUAL KENTUCKY LONG TERM CARE UTILIZATION AND SERVICE REPORT

Table 1 - Census Data- Nursing Facility Beds 2017

| ADD / Facility | Licensed Beds | Beds In Operation | Beginning Census | Admissions | Discharges | Deaths | Ending Census | Total Patient Days | Occupancy Percentage |
|----------------------------------------------------|----------------------|--------------------------|-------------------------|-------------------|-------------------|---------------|----------------------|---------------------------|-----------------------------|
| Klondike Center | 62 | 62 | 57 | 209 | 196 | 16 | 54 | 21,269 | 93.99% |
| Landmark of Louisville Rehab and Nursing | 252 | 252 | 229 | 406 | 340 | 70 | 225 | 84,846 | 92.24% |
| Little Sisters of the Poor - St. Joseph's Home | 35 | 35 | 35 | 10 | 1 | 9 | 35 | 12,578 | 98.46% |
| Masonic Home of Louisville | 167 | 136 | 130 | 822 | 758 | 61 | 133 | 47,436 | 77.82% |
| Nazareth Home | 118 | 118 | 116 | 624 | 525 | 100 | 115 | 40,363 | 93.71% |
| Nazareth Home Clifton | 115 | 115 | 83 | 366 | 296 | 63 | 90 | 35,135 | 83.70% |
| Oaklawn Nursing and Rehab | 130 | 130 | 108 | 1,032 | 995 | 43 | 102 | 40,231 | 84.79% |
| Park Terrace Health Campus | 88 | 88 | 68 | 791 | 759 | 24 | 76 | 29,334 | 91.33% |
| Providence Louisville East Post Acute | 178 | 178 | 144 | 329 | 289 | 37 | 147 | 54,659 | 84.13% |
| Regency Rehabilitation and Nursing Center | 110 | 110 | 97 | 235 | 215 | 23 | 94 | 37,497 | 93.39% |
| Regis Woods Care and Rehabilitation Center | 186 | 186 | 165 | 514 | 485 | 23 | 171 | 64,008 | 94.28% |
| Rivers Edge Nursing and Rehabilitation Center | 100 | 100 | 87 | 39 | 25 | 10 | 91 | 31,732 | 86.94% |
| Signature Health Care of East Louisville | 128 | 128 | 112 | 353 | 310 | 42 | 113 | 41,280 | 88.36% |
| Signature Health Care of South Louisville | 100 | 100 | 80 | 542 | 513 | 26 | 83 | 30,633 | 83.93% |
| Signature Healthcare At Jefferson Manor Rehab | 100 | 99 | 84 | 183 | 168 | 31 | 68 | 29,181 | 79.95% |
| Signature Healthcare at Jefferson Place Rehab | 95 | 95 | 78 | 477 | 463 | 31 | 61 | 26,133 | 75.37% |
| Signature Healthcare At Rockford Rehab | 110 | 110 | 99 | 236 | 221 | 25 | 89 | 33,855 | 84.32% |
| Signature Healthcare at St's Mary & Elizabeth Hosp | 20 | 20 | 15 | 434 | 440 | 0 | 9 | 5,825 | 79.79% |
| Signature Healthcare At Summerfield Rehab | 165 | 161 | 129 | 336 | 321 | 31 | 113 | 45,361 | 75.32% |
| Signature Healthcare of Cherokee Park | 84 | 70 | 69 | 341 | 332 | 18 | 60 | 24,740 | 80.69% |
| Springhurst Health and Rehab | 90 | 90 | 69 | 287 | 238 | 35 | 83 | 29,730 | 90.50% |
| St Matthews Care Center | 125 | 125 | 120 | 228 | 189 | 48 | 111 | 43,698 | 95.78% |
| The Forum at Brookside | 40 | 40 | 31 | 140 | 131 | 8 | 32 | 13,251 | 90.76% |
| The Good Samaritan Society-Jeffersontown | 98 | 98 | 78 | 120 | 107 | 17 | 74 | 28,109 | 78.58% |
| Treyton Oaks Towers | 60 | 60 | 48 | 231 | 209 | 29 | 41 | 15,222 | 69.51% |
| Wesley Manor | 68 | 64 | 62 | 78 | 48 | 31 | 61 | 22,609 | 91.09% |
| Westminster Terrace | 104 | 104 | 92 | 194 | 170 | 20 | 96 | 34,797 | 91.67% |
| Westport Care Center | 145 | 145 | 135 | 88 | 87 | 24 | 112 | 44,884 | 84.81% |

2017 ANNUAL KENTUCKY LONG TERM CARE UTILIZATION AND SERVICE REPORT

Table 1 - Census Data- Nursing Facility Beds 2017

| ADD / Facility | Licensed Beds | Beds In Operation | Beginning Census | Admissions | Discharges | Deaths | Ending Census | Total Patient Days | Occupancy Percentage |
|--------------------------------------------|---------------|-------------------|------------------|---------------|---------------|--------------|---------------|--------------------|----------------------|
| Westport Place Health Campus | 62 | 62 | 51 | 465 | 438 | 28 | 50 | 19,501 | 86.17% |
| JEFFERSON County Total: | 4,661 | 4,602 | 3,957 | 14,624 | 13,324 | 1,408 | 3,849 | 1,474,049 | 86.64% |
| OLDHAM | | | | | | | | | |
| Baptist Health La Grange | 30 | 15 | 12 | 188 | 172 | 13 | 15 | 5,273 | 48.16% |
| Friendship Manor Nursing Home | 128 | 128 | 123 | 199 | 150 | 52 | 120 | 44,326 | 94.88% |
| Providence Richwood | 120 | 120 | 102 | 119 | 81 | 30 | 110 | 38,386 | 87.64% |
| OLDHAM County Total: | 278 | 263 | 237 | 506 | 403 | 95 | 245 | 87,985 | 86.71% |
| SHELBY | | | | | | | | | |
| Crestview Center | 58 | 58 | 58 | 167 | 151 | 17 | 57 | 19,942 | 94.20% |
| Masonic Home of Shelbyville | 117 | 108 | 101 | 392 | 344 | 51 | 98 | 36,261 | 84.91% |
| SHELBY County Total: | 175 | 166 | 159 | 559 | 495 | 68 | 155 | 56,203 | 87.99% |
| SPENCER | | | | | | | | | |
| Signature Health Care of Spencer County | 120 | 120 | 95 | 112 | 78 | 33 | 96 | 34,556 | 78.89% |
| SPENCER County Total: | 120 | 120 | 95 | 112 | 78 | 33 | 96 | 34,556 | 78.89% |
| TRIMBLE | | | | | | | | | |
| Signature Health Care of Trimble County | 60 | 58 | 55 | 83 | 72 | 11 | 55 | 19,316 | 88.20% |
| TRIMBLE County Total: | 60 | 58 | 55 | 83 | 72 | 11 | 55 | 19,316 | 88.20% |
| ADD: 6 Total | 5,476 | 5,391 | 4,659 | 16,157 | 14,583 | 1,689 | 4,544 | 1,726,897 | 86.40% |
| ADD: 7 NORTHERN KY | | | | | | | | | |
| BOONE | | | | | | | | | |
| Bridgepoint Care and Rehabilitation Center | 151 | 151 | 131 | 408 | 388 | 20 | 131 | 47,540 | 86.26% |
| Florence Park Care Center | 150 | 150 | 121 | 253 | 204 | 30 | 140 | 47,746 | 87.21% |
| St Elizabeth Florence SNF | 16 | 16 | 14 | 384 | 383 | 2 | 13 | 5,309 | 90.91% |
| BOONE County Total: | 317 | 317 | 266 | 1,045 | 975 | 52 | 284 | 100,595 | 86.94% |
| CAMPBELL | | | | | | | | | |
| Baptist Convalescent Center | 167 | 167 | 165 | 84 | 125 | 51 | 73 | 50,705 | 83.18% |
| Carmel Manor | 95 | 95 | 64 | 123 | 54 | 44 | 89 | 31,504 | 90.86% |
| Coldspring Transitional Care Center | 143 | 143 | 117 | 567 | 513 | 41 | 130 | 44,719 | 85.68% |
| Highlandspring of Ft Thomas | 140 | 140 | 124 | 529 | 473 | 48 | 132 | 46,359 | 90.72% |
| St Elizabeth FT Thomas SNF | 26 | 21 | 12 | 414 | 407 | 3 | 16 | 5,625 | 59.27% |
| CAMPBELL County Total: | 571 | 566 | 482 | 1,717 | 1,572 | 187 | 440 | 178,912 | 85.84% |
| CARROLL | | | | | | | | | |
| Signature Healthcare of Carrollton Rehab | 78 | 78 | 64 | 164 | 143 | 16 | 69 | 24,367 | 85.59% |
| CARROLL County Total: | 78 | 78 | 64 | 164 | 143 | 16 | 69 | 24,367 | 85.59% |

2017 ANNUAL KENTUCKY LONG TERM CARE UTILIZATION AND SERVICE REPORT

Table 1 - Census Data- Nursing Facility Beds 2017

| ADD / Facility | Licensed Beds | Beds In Operation | Beginning Census | Admissions | Discharges | Deaths | Ending Census | Total Patient Days | Occupancy Percentage |
|--------------------------------------------------|---------------|-------------------|------------------|--------------|--------------|------------|---------------|--------------------|----------------------|
| GALLATIN | | | | | | | | | |
| Providence Gallatin | 120 | 120 | 100 | 99 | 58 | 41 | 100 | 37,624 | 85.90% |
| GALLATIN County Total: | 120 | 120 | 100 | 99 | 58 | 41 | 100 | 37,624 | 85.90% |
| GRANT | | | | | | | | | |
| Grant Center | 95 | 94 | 92 | 207 | 175 | 30 | 94 | 33,712 | 97.22% |
| GRANT County Total: | 95 | 94 | 92 | 207 | 175 | 30 | 94 | 33,712 | 97.22% |
| KENTON | | | | | | | | | |
| Emerald Trace | 54 | 54 | 0 | 354 | 282 | 22 | 50 | 12,179 | 68.00% |
| Madonna Manor | 59 | 59 | 58 | 244 | 222 | 30 | 50 | 20,455 | 94.98% |
| Rosedale Green | 176 | 176 | 184 | 93 | 83 | 41 | 153 | 57,092 | 87.22% |
| The Pavilion at Kenton | 82 | 82 | 75 | 232 | 215 | 18 | 74 | 27,438 | 91.67% |
| Village Care Center | 100 | 100 | 91 | 178 | 136 | 38 | 95 | 34,127 | 93.50% |
| Villaspring of Erlanger | 140 | 140 | 130 | 751 | 694 | 54 | 133 | 48,097 | 94.12% |
| Woodcrest Nursing and Rehabilitation Center | 127 | 127 | 115 | 165 | 132 | 45 | 103 | 39,765 | 85.78% |
| KENTON County Total: | 738 | 738 | 653 | 2,017 | 1,764 | 248 | 658 | 239,153 | 88.98% |
| OWEN | | | | | | | | | |
| Owenton Center | 100 | 100 | 94 | 166 | 145 | 24 | 91 | 34,145 | 93.55% |
| OWEN County Total: | 100 | 100 | 94 | 166 | 145 | 24 | 91 | 34,145 | 93.55% |
| PENDLETON | | | | | | | | | |
| River Valley Nursing Home | 60 | 60 | 58 | 28 | 10 | 18 | 58 | 21,609 | 98.67% |
| PENDLETON County Total: | 60 | 60 | 58 | 28 | 10 | 18 | 58 | 21,609 | 98.67% |
| ADD: 7 Total | 2,079 | 2,073 | 1,809 | 5,443 | 4,842 | 616 | 1,794 | 670,117 | 88.38% |
| ADD: 8 BUFFALO TRACE | | | | | | | | | |
| BRACKEN | | | | | | | | | |
| Bracken County Nursing and Rehabilitation Center | 32 | 32 | 29 | 86 | 75 | 10 | 30 | 9,794 | 83.85% |
| BRACKEN County Total: | 32 | 32 | 29 | 86 | 75 | 10 | 30 | 9,794 | 83.85% |
| FLEMING | | | | | | | | | |
| Pioneer Trace Nursing Home | 92 | 92 | 81 | 83 | 60 | 17 | 87 | 29,615 | 88.19% |
| FLEMING County Total: | 92 | 92 | 81 | 83 | 60 | 17 | 87 | 29,615 | 88.19% |
| LEWIS | | | | | | | | | |
| Vanceburg Rehabilitation and Care | 94 | 94 | 87 | 154 | 134 | 28 | 79 | 31,370 | 91.43% |
| LEWIS County Total: | 94 | 94 | 87 | 154 | 134 | 28 | 79 | 31,370 | 91.43% |

2017 ANNUAL KENTUCKY LONG TERM CARE UTILIZATION AND SERVICE REPORT

Table 1 - Census Data- Nursing Facility Beds 2017

| ADD / Facility | Licensed Beds | Beds In Operation | Beginning Census | Admissions | Discharges | Deaths | Ending Census | Total Patient Days | Occupancy Percentage |
|------------------------------------------------|---------------|-------------------|------------------|--------------|--------------|------------|---------------|--------------------|----------------------|
| MASON | | | | | | | | | |
| Maysville Nursing and Rehabilitation Facility | 130 | 130 | 116 | 284 | 233 | 38 | 129 | 44,871 | 94.56% |
| MASON County Total: | 130 | 130 | 116 | 284 | 233 | 38 | 129 | 44,871 | 94.56% |
| ROBERTSON | | | | | | | | | |
| Robertson County Health Care Facility | 60 | 60 | 53 | 64 | 48 | 15 | 54 | 20,144 | 91.98% |
| ROBERTSON County Total: | 60 | 60 | 53 | 64 | 48 | 15 | 54 | 20,144 | 91.98% |
| ADD: 8 Total | 408 | 408 | 366 | 671 | 550 | 108 | 379 | 135,794 | 91.19% |
| ADD: 9 GATEWAY | | | | | | | | | |
| BATH | | | | | | | | | |
| Ridgeway Nursing and Rehabilitation | 99 | 99 | 89 | 103 | 75 | 29 | 88 | 33,328 | 92.23% |
| BATH County Total: | 99 | 99 | 89 | 103 | 75 | 29 | 88 | 33,328 | 92.23% |
| MENIFEE | | | | | | | | | |
| Edgewood Estates | 60 | 60 | 58 | 39 | 26 | 19 | 52 | 21,013 | 95.95% |
| MENIFEE County Total: | 60 | 60 | 58 | 39 | 26 | 19 | 52 | 21,013 | 95.95% |
| MONTGOMERY | | | | | | | | | |
| Windsor Care Center | 144 | 144 | 128 | 307 | 268 | 40 | 127 | 47,517 | 90.41% |
| MONTGOMERY County Total: | 144 | 144 | 128 | 307 | 268 | 40 | 127 | 47,517 | 90.41% |
| MORGAN | | | | | | | | | |
| West Liberty Nursing and Rehabilitation Center | 48 | 48 | 43 | 55 | 40 | 12 | 46 | 16,253 | 92.77% |
| MORGAN County Total: | 48 | 48 | 43 | 55 | 40 | 12 | 46 | 16,253 | 92.77% |
| ROWAN | | | | | | | | | |
| Life Care Center of Morehead | 97 | 96 | 88 | 174 | 147 | 23 | 92 | 32,531 | 91.88% |
| St Claire Medical Center TCU | 10 | 10 | 8 | 217 | 169 | 50 | 6 | 1,982 | 54.30% |
| ROWAN County Total: | 107 | 106 | 96 | 391 | 316 | 73 | 98 | 34,513 | 88.37% |
| ADD: 9 Total | 458 | 457 | 414 | 895 | 725 | 173 | 411 | 152,624 | 91.30% |
| ADD: 10 FIVCO | | | | | | | | | |
| BOYD | | | | | | | | | |
| Boyd Nursing and Rehabilitation Center | 60 | 60 | 55 | 129 | 113 | 13 | 58 | 20,465 | 93.45% |
| King's Daughters Medical Center | 20 | 20 | 14 | 369 | 368 | 1 | 14 | 5,635 | 77.19% |
| Kingsbrook Lifecare Center | 137 | 137 | 131 | 560 | 522 | 37 | 132 | 46,944 | 93.88% |
| Woodland Oaks Health Care Facility | 110 | 110 | 110 | 237 | 208 | 32 | 107 | 39,045 | 97.25% |
| BOYD County Total: | 327 | 327 | 310 | 1,295 | 1,211 | 83 | 311 | 112,089 | 93.91% |

2017 ANNUAL KENTUCKY LONG TERM CARE UTILIZATION AND SERVICE REPORT

Table 1 - Census Data- Nursing Facility Beds 2017

| ADD / Facility | Licensed Beds | Beds In Operation | Beginning Census | Admissions | Discharges | Deaths | Ending Census | Total Patient Days | Occupancy Percentage |
|------------------------------------------------------|---------------|-------------------|------------------|--------------|--------------|------------|---------------|--------------------|----------------------|
| CARTER | | | | | | | | | |
| Carter Nursing and Rehabilitation Center | 120 | 120 | 114 | 333 | 307 | 27 | 113 | 42,142 | 96.21% |
| CARTER County Total: | 120 | 120 | 114 | 333 | 307 | 27 | 113 | 42,142 | 96.21% |
| ELLIOTT | | | | | | | | | |
| Elliott Nursing and Rehabilitation Center | 75 | 75 | 69 | 167 | 153 | 16 | 67 | 25,613 | 93.56% |
| ELLIOTT County Total: | 75 | 75 | 69 | 167 | 153 | 16 | 67 | 25,613 | 93.56% |
| GREENUP | | | | | | | | | |
| Oakmont Manor | 85 | 85 | 77 | 310 | 277 | 34 | 76 | 28,370 | 91.44% |
| South Shore Nursing and Rehabilitation Center | 60 | 60 | 52 | 66 | 51 | 14 | 53 | 18,801 | 85.85% |
| Wurtland Nursing and Rehabilitation Center | 126 | 126 | 108 | 220 | 199 | 18 | 111 | 39,619 | 86.15% |
| GREENUP County Total: | 271 | 271 | 237 | 596 | 527 | 66 | 240 | 86,790 | 87.74% |
| LAWRENCE | | | | | | | | | |
| The Jordan Center | 104 | 104 | 89 | 85 | 71 | 16 | 87 | 33,599 | 88.51% |
| LAWRENCE County Total: | 104 | 104 | 89 | 85 | 71 | 16 | 87 | 33,599 | 88.51% |
| ADD: 10 Total | 897 | 897 | 819 | 2,476 | 2,269 | 208 | 818 | 300,233 | 91.70% |
| ADD: 11 BIG SANDY | | | | | | | | | |
| FLOYD | | | | | | | | | |
| Highlands Regional Medical Center (Prestonsburg) | 18 | 0 | 0 | 0 | 0 | 0 | 0 | 0 | 0.00% |
| Prestonsburg Health Care Center | 56 | 56 | 52 | 84 | 71 | 13 | 52 | 18,922 | 92.57% |
| Riverview Health Care Center | 121 | 121 | 108 | 120 | 82 | 29 | 117 | 41,356 | 93.64% |
| FLOYD County Total: | 195 | 177 | 160 | 204 | 153 | 42 | 169 | 60,278 | 84.69% |
| JOHNSON | | | | | | | | | |
| Mountain Manor of Paintsville | 122 | 122 | 116 | 292 | 263 | 52 | 93 | 39,591 | 88.91% |
| JOHNSON County Total: | 122 | 122 | 116 | 292 | 263 | 52 | 93 | 39,591 | 88.91% |
| MAGOFFIN | | | | | | | | | |
| Knott County Health and Rehabilitation 390:408Center | 142 | 142 | 117 | 247 | 229 | 20 | 115 | 44,984 | 86.79% |
| MAGOFFIN County Total: | 142 | 142 | 117 | 247 | 229 | 20 | 115 | 44,984 | 86.79% |
| MARTIN | | | | | | | | | |
| Martin County Health Care Facility | 65 | 65 | 62 | 115 | 109 | 15 | 53 | 20,619 | 86.91% |
| MARTIN County Total: | 65 | 65 | 62 | 115 | 109 | 15 | 53 | 20,619 | 86.91% |

2017 ANNUAL KENTUCKY LONG TERM CARE UTILIZATION AND SERVICE REPORT

Table 1 - Census Data- Nursing Facility Beds 2017

| ADD / Facility | Licensed Beds | Beds In Operation | Beginning Census | Admissions | Discharges | Deaths | Ending Census | Total Patient Days | Occupancy Percentage |
|-----------------------------------------------------------|---------------|-------------------|------------------|--------------|--------------|------------|---------------|--------------------|----------------------|
| PIKE | | | | | | | | | |
| Good Shepherd Community Nursing Center | 118 | 118 | 82 | 193 | 179 | 13 | 83 | 30,389 | 70.56% |
| Mountain View Health Care Center | 106 | 106 | 94 | 172 | 167 | 16 | 83 | 31,835 | 82.28% |
| Parkview Nursing and Rehabilitation Center (Pikeville) | 120 | 120 | 114 | 244 | 206 | 43 | 109 | 40,489 | 92.44% |
| Signature Health Care of Pikeville | 106 | 106 | 97 | 156 | 140 | 23 | 90 | 34,394 | 88.90% |
| Williamson ARH Nursing Facility | 35 | 35 | 27 | 127 | 119 | 13 | 22 | 8,572 | 67.10% |
| PIKE County Total: | 485 | 485 | 414 | 892 | 811 | 108 | 387 | 145,679 | 82.29% |
| ADD: 11 Total | 1,009 | 991 | 869 | 1,750 | 1,565 | 237 | 817 | 311,151 | 84.49% |
| ADD: 12 KY RIVER | | | | | | | | | |
| BREATHITT | | | | | | | | | |
| Nim Henson Geriatric Center | 120 | 120 | 68 | 58 | 35 | 17 | 74 | 26,979 | 61.60% |
| BREATHITT County Total: | 120 | 120 | 68 | 58 | 35 | 17 | 74 | 26,979 | 61.60% |
| KNOTT | | | | | | | | | |
| Knott County Health and Rehabilitation Center | 92 | 92 | 88 | 106 | 74 | 28 | 92 | 33,166 | 98.77% |
| KNOTT County Total: | 92 | 92 | 88 | 106 | 74 | 28 | 92 | 33,166 | 98.77% |
| LEE | | | | | | | | | |
| Lee County Care and Rehabilitation Center | 109 | 109 | 101 | 153 | 136 | 14 | 104 | 37,960 | 95.41% |
| LEE County Total: | 109 | 109 | 101 | 153 | 136 | 14 | 104 | 37,960 | 95.41% |
| LESLIE | | | | | | | | | |
| Hyden Health and Rehabilitation Center | 94 | 94 | 93 | 136 | 135 | 2 | 92 | 33,843 | 98.64% |
| LESLIE County Total: | 94 | 94 | 93 | 136 | 135 | 2 | 92 | 33,843 | 98.64% |
| LETCHER | | | | | | | | | |
| Letcher Manor | 142 | 142 | 130 | 319 | 315 | 16 | 118 | 44,495 | 85.85% |
| LETCHER County Total: | 142 | 142 | 130 | 319 | 315 | 16 | 118 | 44,495 | 85.85% |
| OWSLEY | | | | | | | | | |
| Owsley County Health Care Center | 97 | 97 | 82 | 200 | 187 | 15 | 80 | 30,226 | 85.37% |
| OWSLEY County Total: | 97 | 97 | 82 | 200 | 187 | 15 | 80 | 30,226 | 85.37% |
| PERRY | | | | | | | | | |
| Hazard Health and Rehabilitation Center | 200 | 200 | 195 | 427 | 407 | 24 | 191 | 70,680 | 96.82% |
| Paul E Patton Eastern Ky Veterans Center | 120 | 120 | 112 | 49 | 19 | 30 | 112 | 40,558 | 92.60% |
| PERRY County Total: | 320 | 320 | 307 | 476 | 426 | 54 | 303 | 111,238 | 95.24% |

2017 ANNUAL KENTUCKY LONG TERM CARE UTILIZATION AND SERVICE REPORT

Table 1 - Census Data- Nursing Facility Beds 2017

| ADD / Facility | Licensed Beds | Beds In Operation | Beginning Census | Admissions | Discharges | Deaths | Ending Census | Total Patient Days | Occupancy Percentage |
|-----------------------------------------------|---------------|-------------------|------------------|--------------|--------------|------------|---------------|--------------------|----------------------|
| WOLFE | | | | | | | | | |
| Wolfe County Health and Rehabilitation Center | 100 | 100 | 97 | 68 | 48 | 17 | 100 | 36,052 | 98.77% |
| WOLFE County Total: | 100 | 100 | 97 | 68 | 48 | 17 | 100 | 36,052 | 98.77% |
| ADD: 12 Total | 1,074 | 1,074 | 966 | 1,516 | 1,356 | 163 | 963 | 353,959 | 90.29% |
| ADD: 13 CUMBERLAND VALLEY | | | | | | | | | |
| BELL | | | | | | | | | |
| Middlesboro Nursing and Rehab | 95 | 95 | 93 | 109 | 79 | 29 | 94 | 33,909 | 97.79% |
| Mountain View Nursing and Rehab Ctr | 115 | 90 | 67 | 127 | 93 | 26 | 75 | 27,844 | 66.33% |
| Pineville Community Hospital | 30 | 30 | 28 | 30 | 57 | 1 | 0 | 2,397 | 88.78% |
| BELL County Total: | 240 | 215 | 188 | 266 | 229 | 56 | 169 | 64,150 | 80.84% |
| CLAY | | | | | | | | | |
| Laurel Creek Health Care Center | 106 | 106 | 89 | 256 | 242 | 7 | 96 | 34,804 | 89.96% |
| CLAY County Total: | 106 | 106 | 89 | 256 | 242 | 7 | 96 | 34,804 | 89.96% |
| HARLAN | | | | | | | | | |
| Harlan Health and Rehabilitation Center | 143 | 143 | 140 | 197 | 159 | 36 | 142 | 51,455 | 98.58% |
| Tri-Cities Nursing and Rehabilitation Center | 85 | 85 | 73 | 185 | 164 | 19 | 75 | 27,450 | 88.48% |
| HARLAN County Total: | 228 | 228 | 213 | 382 | 323 | 55 | 217 | 78,905 | 94.81% |
| JACKSON | | | | | | | | | |
| Signature HealthCare at Jackson Manor | 51 | 51 | 48 | 91 | 78 | 12 | 49 | 17,277 | 92.81% |
| JACKSON County Total: | 51 | 51 | 48 | 91 | 78 | 12 | 49 | 17,277 | 92.81% |
| KNOX | | | | | | | | | |
| Barbourville Health and Rehabilitation Center | 135 | 135 | 131 | 115 | 83 | 28 | 135 | 48,702 | 98.84% |
| Christian Health Center - Corbin | 100 | 100 | 88 | 104 | 83 | 18 | 91 | 33,597 | 92.05% |
| KNOX County Total: | 235 | 235 | 219 | 219 | 166 | 46 | 226 | 82,299 | 95.95% |
| LAUREL | | | | | | | | | |
| Hillcrest Health and Rehabilitation Center | 120 | 120 | 120 | 185 | 146 | 43 | 116 | 42,281 | 96.53% |
| Laurel Heights Home for the Elderly | 143 | 143 | 140 | 122 | 71 | 52 | 139 | 51,419 | 98.51% |
| LAUREL County Total: | 263 | 263 | 260 | 307 | 217 | 95 | 255 | 93,700 | 97.61% |
| ROCKCASTLE | | | | | | | | | |
| Rockcastle Health and Rehabilitation Center | 104 | 104 | 95 | 194 | 178 | 25 | 86 | 34,537 | 90.98% |

2017 ANNUAL KENTUCKY LONG TERM CARE UTILIZATION AND SERVICE REPORT

Table 1 - Census Data- Nursing Facility Beds 2017

| ADD / Facility | Licensed Beds | Beds In Operation | Beginning Census | Admissions | Discharges | Deaths | Ending Census | Total Patient Days | Occupancy Percentage |
|---------------------------------------------------|---------------|-------------------|------------------|--------------|--------------|------------|---------------|--------------------|----------------------|
| Rockcastle Regional Hospital and Respiratory Care | 127 | 127 | 97 | 137 | 90 | 28 | 116 | 39,203 | 89.38% |
| ROCKCASTLE County Total: | 231 | 231 | 192 | 331 | 268 | 53 | 202 | 73,740 | 90.12% |
| WHITLEY | | | | | | | | | |
| Corbin Health and Rehabilitation Center | 100 | 100 | 97 | 138 | 126 | 13 | 96 | 35,510 | 97.29% |
| The Heritage | 85 | 85 | 81 | 208 | 191 | 19 | 79 | 29,806 | 96.07% |
| Williamsburg Health and Rehabilitation Center | 125 | 125 | 120 | 132 | 128 | 1 | 123 | 44,842 | 98.28% |
| WHITLEY County Total: | 310 | 310 | 298 | 478 | 445 | 33 | 298 | 110,158 | 97.36% |
| ADD: 13 Total | 1,664 | 1,639 | 1,507 | 2,330 | 1,968 | 357 | 1,512 | 555,033 | 93.03% |
| ADD: 14 LAKE CUMBERLAND | | | | | | | | | |
| ADAIR | | | | | | | | | |
| Signature Healthcare At Summit Manor Rehab | 104 | 104 | 95 | 170 | 135 | 35 | 95 | 36,002 | 94.84% |
| ADAIR County Total: | 104 | 104 | 95 | 170 | 135 | 35 | 95 | 36,002 | 94.84% |
| CASEY | | | | | | | | | |
| Liberty Care and Rehabilitation Center | 97 | 97 | 91 | 94 | 75 | 22 | 88 | 31,450 | 88.83% |
| CASEY County Total: | 97 | 97 | 91 | 94 | 75 | 22 | 88 | 31,450 | 88.83% |
| CLINTON | | | | | | | | | |
| Clinton County Care and Rehabilitation Center | 52 | 52 | 49 | 75 | 63 | 14 | 47 | 17,390 | 91.62% |
| CLINTON County Total: | 52 | 52 | 49 | 75 | 63 | 14 | 47 | 17,390 | 91.62% |
| CUMBERLAND | | | | | | | | | |
| Cumberland Valley Manor | 84 | 84 | 75 | 76 | 45 | 27 | 79 | 27,306 | 89.06% |
| CUMBERLAND County Total: | 84 | 84 | 75 | 76 | 45 | 27 | 79 | 27,306 | 89.06% |
| GREEN | | | | | | | | | |
| Green Hill Rehabilitation and Care | 118 | 118 | 105 | 133 | 102 | 27 | 109 | 39,376 | 91.42% |
| McDowell Skilled Nursing Facility | 5 | 0 | 0 | 0 | 0 | 0 | 0 | 0 | 0.00% |
| GREEN County Total: | 123 | 118 | 105 | 133 | 102 | 27 | 109 | 39,376 | 87.71% |
| MCCREARY | | | | | | | | | |
| Signature Healthcare of McCreary County Rehab | 60 | 60 | 53 | 157 | 137 | 21 | 52 | 20,112 | 91.84% |
| MCCREARY County Total: | 60 | 60 | 53 | 157 | 137 | 21 | 52 | 20,112 | 91.84% |

2017 ANNUAL KENTUCKY LONG TERM CARE UTILIZATION AND SERVICE REPORT

Table 1 - Census Data- Nursing Facility Beds 2017

| ADD / Facility | Licensed Beds | Beds In Operation | Beginning Census | Admissions | Discharges | Deaths | Ending Census | Total Patient Days | Occupancy Percentage |
|---------------------------------------------------|---------------|-------------------|------------------|--------------|--------------|------------|---------------|--------------------|----------------------|
| PULASKI | | | | | | | | | |
| Cumberland Nursing and Rehabilitation Center | 93 | 93 | 86 | 229 | 208 | 25 | 82 | 32,269 | 95.06% |
| Lake Cumberland Regional Hospital | 12 | 12 | 12 | 239 | 236 | 4 | 11 | 3,628 | 82.83% |
| Somerset Nursing and Rehabilitation Facility | 123 | 123 | 113 | 183 | 146 | 34 | 116 | 40,955 | 91.22% |
| Somerwoods Nursing and Rehabilitation | 166 | 166 | 125 | 187 | 152 | 34 | 126 | 44,544 | 73.52% |
| PULASKI County Total: | 394 | 394 | 336 | 838 | 742 | 97 | 335 | 121,396 | 84.41% |
| RUSSELL | | | | | | | | | |
| Fair Oaks Health Systems | 114 | 114 | 114 | 80 | 45 | 35 | 114 | 40,949 | 98.41% |
| RUSSELL County Total: | 114 | 114 | 114 | 80 | 45 | 35 | 114 | 40,949 | 98.41% |
| TAYLOR | | | | | | | | | |
| Campbellsville Nursing and Rehabilitation | 67 | 67 | 60 | 102 | 83 | 25 | 54 | 20,975 | 85.77% |
| The Grandview Nursing and Rehabilitation Facility | 81 | 81 | 76 | 142 | 116 | 28 | 74 | 27,474 | 92.93% |
| TAYLOR County Total: | 148 | 148 | 136 | 244 | 199 | 53 | 128 | 48,449 | 89.69% |
| WAYNE | | | | | | | | | |
| Hicks' Golden Years Nursing Home | 59 | 59 | 57 | 26 | 7 | 19 | 57 | 21,197 | 98.43% |
| WAYNE County Total: | 59 | 59 | 57 | 26 | 7 | 19 | 57 | 21,197 | 98.43% |
| ADD: 14 Total | 1,235 | 1,230 | 1,111 | 1,893 | 1,550 | 350 | 1,104 | 403,627 | 89.54% |
| ADD: 15 BLUEGRASS | | | | | | | | | |
| ANDERSON | | | | | | | | | |
| Signature Healthcare at Heritage Hall Rehab | 94 | 94 | 82 | 166 | 145 | 21 | 82 | 32,049 | 93.41% |
| ANDERSON County Total: | 94 | 94 | 82 | 166 | 145 | 21 | 82 | 32,049 | 93.41% |
| BOURBON | | | | | | | | | |
| Bourbon Heights | 67 | 67 | 67 | 23 | 7 | 19 | 64 | 23,883 | 97.66% |
| BOURBON County Total: | 67 | 67 | 67 | 23 | 7 | 19 | 64 | 23,883 | 97.66% |
| BOYLE | | | | | | | | | |
| Charleston Health Care Center | 90 | 90 | 83 | 93 | 67 | 21 | 88 | 31,681 | 96.44% |
| Danville Center For Health | 106 | 106 | 99 | 102 | 63 | 37 | 101 | 35,277 | 91.18% |
| Ephraim McDowell Regional Medical Center | 25 | 0 | 0 | 0 | 0 | 0 | 0 | 0 | 0.00% |
| BOYLE County Total: | 221 | 196 | 182 | 195 | 130 | 58 | 189 | 66,958 | 83.01% |

2017 ANNUAL KENTUCKY LONG TERM CARE UTILIZATION AND SERVICE REPORT

Table 1 - Census Data- Nursing Facility Beds 2017

| ADD / Facility | Licensed Beds | Beds In Operation | Beginning Census | Admissions | Discharges | Deaths | Ending Census | Total Patient Days | Occupancy Percentage |
|------------------------------------------------------|---------------|-------------------|------------------|--------------|--------------|------------|---------------|--------------------|----------------------|
| CLARK | | | | | | | | | |
| Clark Regional Medical Center Transitional Care Unit | 25 | 25 | 17 | 275 | 275 | 3 | 14 | 6,855 | 75.12% |
| Fountain Circle Care and Rehab Ctr | 179 | 179 | 135 | 274 | 227 | 44 | 138 | 50,803 | 77.76% |
| CLARK County Total: | 204 | 204 | 152 | 549 | 502 | 47 | 152 | 57,658 | 77.43% |
| ESTILL | | | | | | | | | |
| Irvine Nursing and Rehabilitation | 86 | 86 | 84 | 299 | 264 | 35 | 84 | 29,296 | 93.33% |
| ESTILL County Total: | 86 | 86 | 84 | 299 | 264 | 35 | 84 | 29,296 | 93.33% |
| FAYETTE | | | | | | | | | |
| Bluegrass Care and Rehabilitation Center | 112 | 112 | 98 | 127 | 99 | 35 | 91 | 36,933 | 90.34% |
| Brookdale Richmond Place SNF | 120 | 120 | 60 | 522 | 455 | 38 | 89 | 29,274 | 66.84% |
| Cambridge Place | 108 | 108 | 104 | 89 | 75 | 19 | 99 | 36,806 | 93.37% |
| Cardinal Hill Rehab Unit | 74 | 74 | 32 | 976 | 972 | 3 | 33 | 13,874 | 51.37% |
| Eastern State Hosp Long Term Acquired Brain Injury | 44 | 17 | 16 | 10 | 9 | 1 | 16 | 5,627 | 35.04% |
| Lexington Country Place | 111 | 94 | 85 | 295 | 264 | 33 | 83 | 31,321 | 77.31% |
| Mayfair Manor | 98 | 98 | 87 | 270 | 232 | 40 | 85 | 30,760 | 85.99% |
| Northpoint Lexington Healthcare Center | 150 | 150 | 138 | 348 | 309 | 36 | 141 | 50,721 | 92.64% |
| Providence Homestead | 136 | 136 | 127 | 266 | 232 | 36 | 125 | 47,116 | 94.92% |
| Providence Pine Meadows | 120 | 120 | 114 | 194 | 153 | 44 | 111 | 41,638 | 95.06% |
| Rose Manor Health Care | 34 | 34 | 32 | 7 | 1 | 5 | 33 | 11,895 | 95.85% |
| Sayre Christian Village Nursing Home | 119 | 119 | 116 | 66 | 29 | 37 | 116 | 42,875 | 98.71% |
| Signature Healthcare At Tanbark Rehab | 34 | 34 | 33 | 418 | 417 | 6 | 28 | 10,727 | 86.44% |
| The Willows At Fritz Farm | 54 | 54 | 0 | 332 | 267 | 23 | 42 | 11,773 | 69.65% |
| The Willows at Hamburg | 54 | 54 | 76 | 174 | 174 | 29 | 47 | 20,356 | 96.09% |
| Willows at Citation | 54 | 54 | 52 | 336 | 314 | 28 | 46 | 17,787 | 90.24% |
| FAYETTE County Total: | 1,422 | 1,378 | 1,170 | 4,430 | 4,002 | 413 | 1,185 | 439,483 | 84.89% |
| FRANKLIN | | | | | | | | | |
| Bradford Square Rehabilitation and Nursing Center | 100 | 100 | 92 | 308 | 255 | 50 | 95 | 34,691 | 95.04% |
| Frankfort Care and Rehabilitation | 100 | 100 | 86 | 223 | 204 | 18 | 87 | 31,465 | 86.21% |
| FRANKLIN County Total: | 200 | 200 | 178 | 531 | 459 | 68 | 182 | 66,156 | 90.62% |
| GARRARD | | | | | | | | | |
| Christian Care Center of Lancaster | 96 | 96 | 94 | 129 | 104 | 25 | 94 | 34,032 | 97.12% |
| GARRARD County Total: | 96 | 96 | 94 | 129 | 104 | 25 | 94 | 34,032 | 97.12% |

2017 ANNUAL KENTUCKY LONG TERM CARE UTILIZATION AND SERVICE REPORT

Table 1 - Census Data- Nursing Facility Beds 2017

| ADD / Facility | Licensed Beds | Beds In Operation | Beginning Census | Admissions | Discharges | Deaths | Ending Census | Total Patient Days | Occupancy Percentage |
|-------------------------------------------------|---------------|-------------------|------------------|------------|------------|------------|---------------|--------------------|----------------------|
| HARRISON | | | | | | | | | |
| Cedar Ridge Health Campus | 48 | 48 | 42 | 122 | 93 | 23 | 48 | 16,315 | 93.12% |
| Edgemont Healthcare | 68 | 68 | 64 | 42 | 37 | 14 | 55 | 22,140 | 89.20% |
| Grand Haven Nursing Home | 52 | 52 | 50 | 124 | 113 | 10 | 51 | 18,940 | 99.79% |
| HARRISON County Total: | 168 | 168 | 156 | 288 | 243 | 47 | 154 | 57,395 | 93.60% |
| JESSAMINE | | | | | | | | | |
| Diversicare of Nicholasville | 73 | 73 | 57 | 208 | 184 | 18 | 63 | 22,402 | 84.08% |
| Thomson Hood Veterans Center | 285 | 269 | 201 | 49 | 20 | 78 | 152 | 63,842 | 61.37% |
| JESSAMINE County Total: | 358 | 342 | 258 | 257 | 204 | 96 | 215 | 86,244 | 66.00% |
| LINCOLN | | | | | | | | | |
| Stanford Care and Rehab | 128 | 128 | 108 | 147 | 104 | 37 | 114 | 42,972 | 91.98% |
| LINCOLN County Total: | 128 | 128 | 108 | 147 | 104 | 37 | 114 | 42,972 | 91.98% |
| MADISON | | | | | | | | | |
| Berea Health Care Center | 84 | 84 | 77 | 126 | 97 | 26 | 80 | 29,077 | 94.84% |
| Kenwood Health and Rehabilitation Center | 93 | 93 | 86 | 186 | 161 | 27 | 84 | 31,189 | 91.88% |
| Madison Health and Rehabilitation Center | 92 | 92 | 87 | 116 | 84 | 30 | 89 | 31,102 | 92.62% |
| The Terrace Nursing and Rehabilitation Facility | 102 | 102 | 100 | 150 | 119 | 30 | 101 | 36,258 | 97.39% |
| MADISON County Total: | 371 | 371 | 350 | 578 | 461 | 113 | 354 | 127,626 | 94.25% |
| MERCER | | | | | | | | | |
| Harrodsburg Health & Rehab Ctr | 112 | 109 | 106 | 133 | 98 | 42 | 99 | 37,018 | 90.55% |
| The Willows at Harrodsburg | 34 | 34 | 30 | 42 | 23 | 17 | 32 | 11,630 | 93.71% |
| MERCER County Total: | 146 | 143 | 136 | 175 | 121 | 59 | 131 | 48,648 | 91.29% |
| NICHOLAS | | | | | | | | | |
| Johnson Mathers Nursing Home | 104 | 104 | 88 | 80 | 61 | 27 | 80 | 32,423 | 85.41% |
| NICHOLAS County Total: | 104 | 104 | 88 | 80 | 61 | 27 | 80 | 32,423 | 85.41% |
| POWELL | | | | | | | | | |
| Stanton Nursing and Rehabilitation Center | 81 | 81 | 65 | 109 | 90 | 11 | 73 | 26,216 | 88.67% |
| POWELL County Total: | 81 | 81 | 65 | 109 | 90 | 11 | 73 | 26,216 | 88.67% |
| SCOTT | | | | | | | | | |
| Dover Manor | 85 | 85 | 80 | 70 | 37 | 35 | 78 | 29,839 | 96.18% |
| Signature Healthcare of Georgetown | 65 | 65 | 54 | 259 | 241 | 18 | 54 | 20,862 | 87.93% |
| SCOTT County Total: | 150 | 150 | 134 | 329 | 278 | 53 | 132 | 50,701 | 92.60% |

2017 ANNUAL KENTUCKY LONG TERM CARE UTILIZATION AND SERVICE REPORT

Table 1 - Census Data- Nursing Facility Beds 2017

| ADD / Facility | Licensed Beds | Beds In Operation | Beginning Census | Admissions | Discharges | Deaths | Ending Census | Total Patient Days | Occupancy Percentage |
|-------------------------------|---------------|-------------------|------------------|---------------|---------------|--------------|---------------|--------------------|----------------------|
| WOODFORD | | | | | | | | | |
| The Homeplace At Midway | 23 | 23 | 22 | 13 | 3 | 10 | 22 | 8,238 | 98.13% |
| WOODFORD County Total: | 23 | 23 | 22 | 13 | 3 | 10 | 22 | 8,238 | 98.13% |
| ADD: 15 Total | 3,919 | 3,831 | 3,326 | 8,298 | 7,178 | 1,139 | 3,307 | 1,229,978 | 86.07% |
| Statewide Total | 26,461 | 26,133 | 22,597 | 55,719 | 48,576 | 7,392 | 22,348 | 8,296,531 | 86.10% |

2017 ANNUAL KENTUCKY LONG TERM CARE UTILIZATION AND SERVICE REPORT

Table 2 - Census Data- Personal Care Beds 2017

| ADD / Facility | Licensed Beds | Beds In Operation | Beginning Census | Admissions | Discharges | Deaths | Ending Census | Total Patient Days | Occupancy Percentage |
|----------------------------------------------------|---------------|-------------------|------------------|------------|------------|----------|---------------|--------------------|----------------------|
| ADD: 1 PURCHASE | | | | | | | | | |
| CALLOWAY | | | | | | | | | |
| Fern Terrace of Murray | 103 | 87 | 75 | 29 | 37 | 0 | 67 | 24,455 | 65.05% |
| Gardens At Hickory Woods | 22 | 22 | 14 | 14 | 13 | 0 | 15 | 5,062 | 63.04% |
| CALLOWAY County Total: | 125 | 109 | 89 | 43 | 50 | 0 | 82 | 29,517 | 64.69% |
| CARLISLE | | | | | | | | | |
| Countryside Center | 8 | 8 | 8 | 3 | 3 | 0 | 8 | 2,920 | 100.00% |
| CARLISLE County Total: | 8 | 8 | 8 | 3 | 3 | 0 | 8 | 2,920 | 100.00% |
| GRAVES | | | | | | | | | |
| Autumn Ridge Personal Care | 24 | 24 | 0 | 0 | 0 | 0 | 0 | 0 | 0.00% |
| Fern Terrace of Mayfield | 140 | 133 | 121 | 75 | 81 | 0 | 115 | 3,581 | 7.01% |
| GRAVES County Total: | 164 | 157 | 121 | 75 | 81 | 0 | 115 | 3,581 | 7.01% |
| HICKMAN | | | | | | | | | |
| Clinton Hickman County Nursing Facility | 10 | 10 | 5 | 5 | 5 | 0 | 5 | 1,629 | 44.63% |
| Clinton Place | 10 | 10 | 5 | 5 | 5 | 0 | 5 | 1,825 | 50.00% |
| HICKMAN County Total: | 20 | 20 | 10 | 10 | 10 | 0 | 10 | 3,454 | 47.32% |
| MCCRACKEN | | | | | | | | | |
| Gaither Suites at West Park | 29 | 29 | 26 | 19 | 18 | 0 | 27 | 9,222 | 87.12% |
| MCCRACKEN County Total: | 29 | 29 | 26 | 19 | 18 | 0 | 27 | 9,222 | 87.12% |
| ADD: 1 Total | 346 | 323 | 254 | 150 | 162 | 0 | 242 | 48,694 | 41.43% |
| ADD: 2 PENNYRILE | | | | | | | | | |
| CALDWELL | | | | | | | | | |
| Highland Homes, Inc. | 100 | 100 | 87 | 54 | 63 | 2 | 76 | 31,084 | 85.16% |
| CALDWELL County Total: | 100 | 100 | 87 | 54 | 63 | 2 | 76 | 31,084 | 85.16% |
| CHRISTIAN | | | | | | | | | |
| Christian County Manor | 78 | 78 | 43 | 27 | 35 | 1 | 34 | 22,435 | 78.80% |
| Christian Health Center, Hopkinsville | 2 | 2 | 2 | 4 | 4 | 0 | 2 | 496 | 67.95% |
| Pennyrile Home | 94 | 94 | 80 | 128 | 129 | 0 | 79 | 29,739 | 86.68% |
| CHRISTIAN County Total: | 174 | 174 | 125 | 159 | 168 | 1 | 115 | 52,670 | 82.93% |
| CRITTENDEN | | | | | | | | | |
| Crittenden County Health and Rehabilitation Center | 4 | 4 | 0 | 0 | 0 | 0 | 0 | 0 | 0.00% |
| CRITTENDEN County Total: | 4 | 4 | 0 | 0 | 0 | 0 | 0 | 0 | 0.00% |
| HOPKINS | | | | | | | | | |
| The Homestead | 64 | 64 | 53 | 31 | 31 | 0 | 53 | 19,552 | 83.70% |
| The Oaks PCH/Madisonville | 58 | 58 | 44 | 13 | 12 | 0 | 45 | 12,775 | 60.34% |

2017 ANNUAL KENTUCKY LONG TERM CARE UTILIZATION AND SERVICE REPORT

Table 2 - Census Data- Personal Care Beds 2017

| ADD / Facility | Licensed Beds | Beds In Operation | Beginning Census | Admissions | Discharges | Deaths | Ending Census | Total Patient Days | Occupancy Percentage |
|-------------------------------------|----------------------|--------------------------|-------------------------|-------------------|-------------------|---------------|----------------------|---------------------------|-----------------------------|
| HOPKINS County Total: | 122 | 122 | 97 | 44 | 43 | 0 | 98 | 32,327 | 72.60% |
| LYON | | | | | | | | | |
| River's Bend Retirement Community | 8 | 8 | 8 | 2 | 2 | 0 | 8 | 2,826 | 96.78% |
| LYON County Total: | 8 | 8 | 8 | 2 | 2 | 0 | 8 | 2,826 | 96.78% |
| MUHLENBERG | | | | | | | | | |
| Diversicare of Greenville | 14 | 14 | 10 | 5 | 7 | 0 | 8 | 3,563 | 69.73% |
| Sparks Nursing Center | 88 | 88 | 60 | 35 | 21 | 3 | 71 | 25,952 | 80.80% |
| MUHLENBERG County Total: | 102 | 102 | 70 | 40 | 28 | 3 | 79 | 29,515 | 79.28% |
| TRIGG | | | | | | | | | |
| Better Senior Living | 68 | 68 | 66 | 21 | 22 | 2 | 63 | 21,900 | 88.24% |
| TRIGG County Total: | 68 | 68 | 66 | 21 | 22 | 2 | 63 | 21,900 | 88.24% |
| ADD: 2 Total | 578 | 578 | 453 | 320 | 326 | 8 | 439 | 170,322 | 80.73% |
| ADD: 3 GREEN RIVER | | | | | | | | | |
| DAVIESS | | | | | | | | | |
| Bishop Soenneker Home | 66 | 56 | 55 | 15 | 17 | 0 | 53 | 19,166 | 79.56% |
| Carmel Home | 79 | 79 | 79 | 38 | 24 | 16 | 77 | 27,808 | 96.44% |
| Davco Rest Home | 92 | 92 | 87 | 53 | 52 | 0 | 88 | 32,323 | 96.26% |
| Fern Terrace of Owensboro | 68 | 68 | 52 | 50 | 40 | 0 | 62 | 20,469 | 82.47% |
| Owensboro Center | 39 | 16 | 8 | 8 | 8 | 0 | 8 | 2,778 | 19.52% |
| DAVIESS County Total: | 344 | 311 | 281 | 164 | 141 | 16 | 288 | 102,544 | 81.67% |
| HANCOCK | | | | | | | | | |
| The Oaks PCH/Lewisport | 56 | 56 | 46 | 19 | 18 | 1 | 46 | 16,443 | 80.45% |
| HANCOCK County Total: | 56 | 56 | 46 | 19 | 18 | 1 | 46 | 16,443 | 80.45% |
| HENDERSON | | | | | | | | | |
| Henderson Manor | 64 | 64 | 42 | 4 | 11 | 0 | 35 | 12,775 | 54.69% |
| HENDERSON County Total: | 64 | 64 | 42 | 4 | 11 | 0 | 35 | 12,775 | 54.69% |
| MCLEAN | | | | | | | | | |
| Sunny Acres | 32 | 32 | 26 | 7 | 8 | 0 | 25 | 9,079 | 77.73% |
| MCLEAN County Total: | 32 | 32 | 26 | 7 | 8 | 0 | 25 | 9,079 | 77.73% |
| OHIO | | | | | | | | | |
| Beaver Dam Nursing and Rehab Center | 23 | 23 | 20 | 23 | 22 | 0 | 21 | 6,546 | 77.97% |
| OHIO County Total: | 23 | 23 | 20 | 23 | 22 | 0 | 21 | 6,546 | 77.97% |
| UNION | | | | | | | | | |
| Breckinridge Place | 2 | 2 | 2 | 4 | 4 | 0 | 2 | 592 | 81.10% |
| UNION County Total: | 2 | 2 | 2 | 4 | 4 | 0 | 2 | 592 | 81.10% |
| ADD: 3 Total | 521 | 488 | 417 | 221 | 204 | 17 | 417 | 147,979 | 77.82% |

2017 ANNUAL KENTUCKY LONG TERM CARE UTILIZATION AND SERVICE REPORT

Table 2 - Census Data- Personal Care Beds 2017

| ADD / Facility | Licensed Beds | Beds In Operation | Beginning Census | Admissions | Discharges | Deaths | Ending Census | Total Patient Days | Occupancy Percentage |
|--------------------------------------------|---------------|-------------------|------------------|------------|------------|-----------|---------------|--------------------|----------------------|
| ADD: 4 BARREN RIVER | | | | | | | | | |
| ALLEN | | | | | | | | | |
| Cornerstone Manor | 36 | 36 | 33 | 38 | 38 | 0 | 33 | 11,822 | 89.97% |
| Scottsville Manor | 40 | 40 | 26 | 15 | 12 | 0 | 29 | 9,629 | 65.95% |
| ALLEN County Total: | 76 | 76 | 59 | 53 | 50 | 0 | 62 | 21,451 | 77.33% |
| BARREN | | | | | | | | | |
| NHC HealthCare, Glasgow | 12 | 12 | 8 | 0 | 3 | 0 | 5 | 2,178 | 49.73% |
| BARREN County Total: | 12 | 12 | 8 | 0 | 3 | 0 | 5 | 2,178 | 49.73% |
| EDMONSON | | | | | | | | | |
| Edmonson Center | 12 | 12 | 7 | 9 | 8 | 0 | 8 | 2,446 | 55.84% |
| EDMONSON County Total: | 12 | 12 | 7 | 9 | 8 | 0 | 8 | 2,446 | 55.84% |
| HART | | | | | | | | | |
| Hart County Manor | 54 | 54 | 46 | 31 | 26 | 0 | 51 | 18,615 | 94.44% |
| HART County Total: | 54 | 54 | 46 | 31 | 26 | 0 | 51 | 18,615 | 94.44% |
| METCALFE | | | | | | | | | |
| Harper's Home for the Aged | 27 | 27 | 23 | 4 | 4 | 0 | 23 | 8,395 | 85.19% |
| Metcalf Health Care Center | 21 | 21 | 14 | 8 | 9 | 1 | 12 | 5,070 | 66.14% |
| METCALFE County Total: | 48 | 48 | 37 | 12 | 13 | 1 | 35 | 13,465 | 76.86% |
| SIMPSON | | | | | | | | | |
| Lewis Memorial Methodist Home | 23 | 23 | 20 | 10 | 9 | 2 | 19 | 6,954 | 82.84% |
| SIMPSON County Total: | 23 | 23 | 20 | 10 | 9 | 2 | 19 | 6,954 | 82.84% |
| WARREN | | | | | | | | | |
| Christian Health Center, Bowling Green | 56 | 56 | 44 | 26 | 17 | 2 | 51 | 18,553 | 90.77% |
| Fern Terrace of Bowling Green | 114 | 114 | 110 | 73 | 67 | 3 | 113 | 39,996 | 96.12% |
| The Haven At Massey Springs | 18 | 18 | 0 | 21 | 5 | 2 | 14 | 2,657 | 58.37% |
| WARREN County Total: | 188 | 188 | 154 | 120 | 89 | 7 | 178 | 61,206 | 91.90% |
| ADD: 4 Total | 413 | 413 | 331 | 235 | 198 | 10 | 358 | 126,315 | 84.93% |
| ADD: 5 GREEN RIVER | | | | | | | | | |
| GRAYSON | | | | | | | | | |
| Grayson Manor | 30 | 30 | 21 | 19 | 17 | 2 | 21 | 6,506 | 59.42% |
| GRAYSON County Total: | 30 | 30 | 21 | 19 | 17 | 2 | 21 | 6,506 | 59.42% |
| HARDIN | | | | | | | | | |
| Signature Healthcare at North Hardin Rehab | 16 | 16 | 2 | 0 | 0 | 0 | 2 | 730 | 12.50% |
| HARDIN County Total: | 16 | 16 | 2 | 0 | 0 | 0 | 2 | 730 | 12.50% |
| MARION | | | | | | | | | |

2017 ANNUAL KENTUCKY LONG TERM CARE UTILIZATION AND SERVICE REPORT

Table 2 - Census Data- Personal Care Beds 2017

| ADD / Facility | Licensed Beds | Beds In Operation | Beginning Census | Admissions | Discharges | Deaths | Ending Census | Total Patient Days | Occupancy Percentage |
|---------------------------------------------------|---------------|-------------------|------------------|------------|------------|-----------|---------------|--------------------|----------------------|
| Loretto Motherhouse Infirmary | 26 | 26 | 22 | 13 | 11 | 0 | 24 | 8,791 | 96.29% |
| The Village of Lebanon II | 10 | 10 | 3 | 1 | 4 | 0 | 0 | 243 | 6.66% |
| MARION County Total: | 36 | 36 | 25 | 14 | 15 | 0 | 24 | 9,034 | 70.69% |
| MEADE | | | | | | | | | |
| Brandenburg Nursing and Rehabilitation | 7 | 7 | 0 | 0 | 0 | 0 | 0 | 0 | 0.00% |
| MEADE County Total: | 7 | 7 | 0 | 0 | 0 | 0 | 0 | 0 | 0.00% |
| NELSON | | | | | | | | | |
| Windsor Gardens CCRC | 25 | 25 | 16 | 26 | 20 | 8 | 14 | 4,868 | 53.35% |
| NELSON County Total: | 25 | 25 | 16 | 26 | 20 | 8 | 14 | 4,868 | 53.35% |
| WASHINGTON | | | | | | | | | |
| Sansbury Care Center | 11 | 11 | 9 | 5 | 5 | 0 | 9 | 2,712 | 67.55% |
| WASHINGTON County Total: | 11 | 11 | 9 | 5 | 5 | 0 | 9 | 2,712 | 67.55% |
| ADD: 5 Total | 125 | 125 | 73 | 64 | 57 | 10 | 70 | 23,850 | 52.69% |
| ADD: 6 KIPDA | | | | | | | | | |
| BULLITT | | | | | | | | | |
| Colonial House of Shepherdsville | 62 | 59 | 54 | 15 | 10 | 0 | 59 | 20,805 | 91.94% |
| BULLITT County Total: | 62 | 59 | 54 | 15 | 10 | 0 | 59 | 20,805 | 91.94% |
| JEFFERSON | | | | | | | | | |
| Barton House of Louisville #1 | 20 | 20 | 16 | 22 | 18 | 2 | 18 | 6,205 | 85.00% |
| Belmont Village | 128 | 122 | 120 | 53 | 34 | 21 | 118 | 43,070 | 92.19% |
| Brookdale Blankenbaker | 99 | 83 | 58 | 42 | 21 | 22 | 57 | 20,805 | 57.58% |
| Brookdale Stonestreet | 20 | 20 | 19 | 10 | 6 | 4 | 19 | 6,478 | 88.74% |
| Eastern Star Home in KY | 24 | 24 | 10 | 8 | 8 | 2 | 8 | 3,493 | 39.87% |
| Episcopal Church Home | 127 | 83 | 64 | 81 | 75 | 1 | 69 | 26,303 | 56.74% |
| Forest Hills Commons | 144 | 144 | 31 | 73 | 42 | 5 | 57 | 12,574 | 23.92% |
| Forest Springs Health Campus | 37 | 37 | 28 | 27 | 21 | 6 | 28 | 10,647 | 78.84% |
| Heartsong Memory Care | 36 | 36 | 25 | 39 | 27 | 7 | 30 | 9,969 | 75.87% |
| Little Sisters of the Poor - St. Joseph's Home | 15 | 15 | 13 | 7 | 5 | 0 | 15 | 5,239 | 95.69% |
| Louisville Protestant Altenheim | 30 | 30 | 16 | 16 | 6 | 2 | 24 | 7,211 | 65.85% |
| Masonic Home of Louisville | 101 | 99 | 81 | 59 | 46 | 24 | 70 | 25,967 | 70.44% |
| Morning Pointe Of Louisville At South Hurstbourne | 80 | 73 | 46 | 59 | 40 | 2 | 63 | 21,604 | 73.99% |
| Nazareth Home | 50 | 50 | 50 | 28 | 29 | 4 | 45 | 17,310 | 94.85% |
| Nazareth Home Clifton | 31 | 31 | 14 | 6 | 8 | 0 | 12 | 4,428 | 39.13% |
| Park Louisville | 64 | 32 | 16 | 30 | 16 | 6 | 24 | 9,446 | 40.44% |

2017 ANNUAL KENTUCKY LONG TERM CARE UTILIZATION AND SERVICE REPORT

Table 2 - Census Data- Personal Care Beds 2017

| ADD / Facility | Licensed Beds | Beds In Operation | Beginning Census | Admissions | Discharges | Deaths | Ending Census | Total Patient Days | Occupancy Percentage |
|--------------------------------------------|---------------|-------------------|------------------|------------|------------|------------|---------------|--------------------|----------------------|
| Parr's at Springhurst | 91 | 91 | 84 | 44 | 39 | 5 | 84 | 30,672 | 92.34% |
| Rose Anna Hughes Home/Westminster | 57 | 57 | 45 | 20 | 22 | 1 | 42 | 15,637 | 75.16% |
| Sunrise of Louisville | 94 | 94 | 83 | 42 | 18 | 22 | 85 | 30,295 | 88.30% |
| Symphony at Oaklawn | 102 | 82 | 85 | 44 | 20 | 30 | 79 | 27,992 | 75.19% |
| The Forum at Brookside | 24 | 24 | 21 | 13 | 9 | 1 | 24 | 7,273 | 83.03% |
| The Lantern At Morning Pointe (Louisville) | 52 | 52 | 0 | 30 | 3 | 1 | 26 | 4,342 | 50.00% |
| Thrive At Beckley Creek | 65 | 60 | 40 | 46 | 39 | 5 | 42 | 16,286 | 68.64% |
| Treyton Oaks Towers | 40 | 40 | 28 | 21 | 14 | 5 | 30 | 10,652 | 72.96% |
| Wesley Manor | 39 | 27 | 25 | 20 | 14 | 9 | 22 | 9,754 | 68.52% |
| Westport Place Health Campus | 26 | 26 | 22 | 6 | 7 | 0 | 21 | 7,945 | 83.72% |
| JEFFERSON County Total: | 1,596 | 1,452 | 1,040 | 846 | 587 | 187 | 1,112 | 391,597 | 68.43% |
| SHELBY | | | | | | | | | |
| Colonial Hall Manor | 57 | 57 | 54 | 22 | 20 | 0 | 56 | 20,236 | 97.27% |
| Masonic Home of Shelbyville | 76 | 28 | 22 | 24 | 23 | 0 | 23 | 8,850 | 31.90% |
| SHELBY County Total: | 133 | 85 | 76 | 46 | 43 | 0 | 79 | 29,086 | 59.92% |
| ADD: 6 Total | 1,791 | 1,596 | 1,170 | 907 | 640 | 187 | 1,250 | 441,488 | 68.62% |
| ADD: 7 NORTHERN KY | | | | | | | | | |
| BOONE | | | | | | | | | |
| Colonial Gardens | 80 | 80 | 74 | 39 | 29 | 13 | 71 | 26,097 | 89.37% |
| BOONE County Total: | 80 | 80 | 74 | 39 | 29 | 13 | 71 | 26,097 | 89.37% |
| CAMPBELL | | | | | | | | | |
| Baptist Convalescent Center | 30 | 30 | 17 | 8 | 18 | 0 | 7 | 5,685 | 51.92% |
| Carmel Manor | 80 | 60 | 25 | 6 | 11 | 1 | 19 | 7,140 | 24.45% |
| CAMPBELL County Total: | 110 | 90 | 42 | 14 | 29 | 1 | 26 | 12,825 | 31.94% |
| CARROLL | | | | | | | | | |
| Carrollton Manor | 32 | 32 | 32 | 6 | 6 | 0 | 32 | 11,624 | 99.52% |
| Valley Haven Rest Home | 45 | 45 | 34 | 19 | 9 | 0 | 44 | 14,235 | 86.67% |
| CARROLL County Total: | 77 | 77 | 66 | 25 | 15 | 0 | 76 | 25,859 | 92.01% |
| GRANT | | | | | | | | | |
| Jonesville Rest Home | 26 | 26 | 25 | 11 | 8 | 2 | 26 | 8,833 | 93.08% |
| GRANT County Total: | 26 | 26 | 25 | 11 | 8 | 2 | 26 | 8,833 | 93.08% |
| KENTON | | | | | | | | | |
| Brookdale Edgewood | 113 | 95 | 76 | 57 | 34 | 23 | 76 | 27,740 | 67.26% |
| Covington Ladies Home | 32 | 25 | 23 | 11 | 14 | 0 | 20 | 7,300 | 62.50% |
| Emerald Trace | 20 | 20 | 0 | 21 | 5 | 0 | 16 | 3,181 | 52.15% |
| Ivy Knoll | 45 | 45 | 36 | 28 | 26 | 2 | 36 | 13,140 | 80.00% |

2017 ANNUAL KENTUCKY LONG TERM CARE UTILIZATION AND SERVICE REPORT

Table 2 - Census Data- Personal Care Beds 2017

| ADD / Facility | Licensed Beds | Beds In Operation | Beginning Census | Admissions | Discharges | Deaths | Ending Census | Total Patient Days | Occupancy Percentage |
|----------------------------------------------------------|---------------|-------------------|------------------|------------|------------|-----------|---------------|--------------------|----------------------|
| Madonna Manor | 24 | 24 | 24 | 23 | 28 | 0 | 19 | 7,414 | 84.63% |
| Regency Manor | 59 | 59 | 58 | 24 | 26 | 0 | 56 | 20,702 | 96.13% |
| Regency Manor North | 30 | 30 | 29 | 26 | 28 | 0 | 27 | 10,487 | 95.77% |
| St Charles Care Center | 32 | 32 | 27 | 22 | 18 | 3 | 28 | 9,715 | 83.18% |
| KENTON County Total: | 355 | 330 | 273 | 212 | 179 | 28 | 278 | 99,679 | 77.65% |
| PENDLETON | | | | | | | | | |
| Falmouth Nursing Home | 27 | 27 | 22 | 11 | 9 | 0 | 24 | 8,760 | 88.89% |
| The Front Gate | 19 | 19 | 19 | 14 | 14 | 0 | 19 | 6,935 | 100.00% |
| PENDLETON County Total: | 46 | 46 | 41 | 25 | 23 | 0 | 43 | 15,695 | 93.48% |
| ADD: 7 Total | 694 | 649 | 521 | 326 | 283 | 44 | 520 | 188,988 | 74.96% |
| ADD: 9 GATEWAY | | | | | | | | | |
| MENIFEE | | | | | | | | | |
| Edgewood Estates | 8 | 8 | 1 | 6 | 2 | 0 | 5 | 1,379 | 47.23% |
| MENIFEE County Total: | 8 | 8 | 1 | 6 | 2 | 0 | 5 | 1,379 | 47.23% |
| MONTGOMERY | | | | | | | | | |
| Regency Memory Care | 26 | 26 | 0 | 1 | 0 | 0 | 1 | 82 | 3.43% |
| MONTGOMERY County Total: | 26 | 26 | 0 | 1 | 0 | 0 | 1 | 82 | 3.43% |
| MORGAN | | | | | | | | | |
| West Liberty Nursing and Rehabilitation Center | 2 | 2 | 2 | 0 | 0 | 0 | 2 | 730 | 100.00% |
| MORGAN County Total: | 2 | 2 | 2 | 0 | 0 | 0 | 2 | 730 | 100.00% |
| ADD: 9 Total | 36 | 36 | 3 | 7 | 2 | 0 | 8 | 2,191 | 36.26% |
| ADD: 10 FIVCO | | | | | | | | | |
| BOYD | | | | | | | | | |
| Artrips Personal Care Home | 22 | 22 | 19 | 3 | 3 | 0 | 19 | 6,935 | 86.36% |
| Hamilton's Personal Care Home | 22 | 18 | 18 | 0 | 1 | 0 | 17 | 6,417 | 79.91% |
| King's Daughters And Sons Home | 36 | 36 | 35 | 13 | 13 | 0 | 35 | 12,858 | 97.85% |
| BOYD County Total: | 80 | 76 | 72 | 16 | 17 | 0 | 71 | 26,210 | 89.76% |
| GREENUP | | | | | | | | | |
| Frasure's Personal Care Home | 61 | 61 | 56 | 28 | 28 | 0 | 56 | 20,976 | 94.21% |
| Morning Pointe Of Russell | 68 | 68 | 64 | 46 | 52 | 12 | 46 | 16,790 | 67.65% |
| Oakmont Manor | 18 | 0 | 8 | 0 | 8 | 0 | 0 | 64 | 29.63% |
| Russell Convalescent Home | 28 | 28 | 27 | 10 | 11 | 0 | 26 | 9,708 | 94.99% |
| The Lantern At Morning Pointe Alzheimers and Memory Care | 44 | 44 | 0 | 33 | 3 | 1 | 29 | 3,266 | 62.90% |
| Trinity Station Retirement Community | 30 | 29 | 28 | 15 | 8 | 7 | 28 | 10,134 | 92.55% |

2017 ANNUAL KENTUCKY LONG TERM CARE UTILIZATION AND SERVICE REPORT

Table 2 - Census Data- Personal Care Beds 2017

| ADD / Facility | Licensed Beds | Beds In Operation | Beginning Census | Admissions | Discharges | Deaths | Ending Census | Total Patient Days | Occupancy Percentage |
|------------------------------------------------|---------------|-------------------|------------------|------------|------------|-----------|---------------|--------------------|----------------------|
| GREENUP County Total: | 249 | 230 | 183 | 132 | 110 | 20 | 185 | 60,938 | 82.73% |
| LAWRENCE | | | | | | | | | |
| The Jordan Center | 6 | 6 | 2 | 0 | 1 | 0 | 1 | 696 | 31.78% |
| LAWRENCE County Total: | 6 | 6 | 2 | 0 | 1 | 0 | 1 | 696 | 31.78% |
| ADD: 10 Total | 335 | 312 | 257 | 148 | 128 | 20 | 257 | 87,844 | 83.62% |
| ADD: 11 BIG SANDY | | | | | | | | | |
| JOHNSON | | | | | | | | | |
| Venture Home of Paintsville | 60 | 60 | 56 | 41 | 37 | 0 | 60 | 20,496 | 97.34% |
| JOHNSON County Total: | 60 | 60 | 56 | 41 | 37 | 0 | 60 | 20,496 | 97.34% |
| MAGOFFIN | | | | | | | | | |
| Salyersville Nursing and Rehabilitation Center | 1 | 1 | 0 | 0 | 0 | 0 | 0 | 0 | 0.00% |
| MAGOFFIN County Total: | 1 | 1 | 0 | 0 | 0 | 0 | 0 | 0 | 0.00% |
| MARTIN | | | | | | | | | |
| Martin County Health Care Facility | 8 | 8 | 3 | 1 | 0 | 0 | 4 | 1,120 | 38.36% |
| MARTIN County Total: | 8 | 8 | 3 | 1 | 0 | 0 | 4 | 1,120 | 38.36% |
| PIKE | | | | | | | | | |
| Good Shepherd Community Nursing Center | 2 | 2 | 2 | 0 | 1 | 0 | 1 | 567 | 77.67% |
| PIKE County Total: | 2 | 2 | 2 | 0 | 1 | 0 | 1 | 567 | 77.67% |
| ADD: 11 Total | 71 | 71 | 61 | 42 | 38 | 0 | 65 | 22,183 | 88.48% |
| ADD: 12 KY RIVER | | | | | | | | | |
| KNOTT | | | | | | | | | |
| Caney Creek Rehabilitation Complex | 40 | 40 | 25 | 2 | 27 | 0 | 0 | 3,923 | 26.87% |
| Golden Years Rest Home | 84 | 84 | 81 | 41 | 42 | 1 | 79 | 29,565 | 96.43% |
| KNOTT County Total: | 124 | 124 | 106 | 43 | 69 | 1 | 79 | 33,488 | 73.99% |
| OWSLEY | | | | | | | | | |
| Owsley County Health Care Center | 2 | 2 | 2 | 0 | 1 | 0 | 1 | 727 | 99.59% |
| OWSLEY County Total: | 2 | 2 | 2 | 0 | 1 | 0 | 1 | 727 | 99.59% |
| ADD: 12 Total | 126 | 126 | 108 | 43 | 70 | 1 | 80 | 34,215 | 74.40% |
| ADD: 13 CUMBERLAND VALLEY | | | | | | | | | |
| BELL | | | | | | | | | |
| Generations Center of Middlesboro | 64 | 64 | 63 | 28 | 30 | 1 | 60 | 21,900 | 93.75% |
| BELL County Total: | 64 | 64 | 63 | 28 | 30 | 1 | 60 | 21,900 | 93.75% |
| HARLAN | | | | | | | | | |
| The Laurels | 82 | 80 | 65 | 23 | 19 | 1 | 68 | 24,820 | 82.93% |

2017 ANNUAL KENTUCKY LONG TERM CARE UTILIZATION AND SERVICE REPORT

Table 2 - Census Data- Personal Care Beds 2017

| ADD / Facility | Licensed Beds | Beds In Operation | Beginning Census | Admissions | Discharges | Deaths | Ending Census | Total Patient Days | Occupancy Percentage |
|---------------------------------------------|---------------|-------------------|------------------|------------|------------|----------|---------------|--------------------|----------------------|
| HARLAN County Total: | 82 | 80 | 65 | 23 | 19 | 1 | 68 | 24,820 | 82.93% |
| JACKSON | | | | | | | | | |
| Signature HealthCare at Jackson Manor | 4 | 0 | 0 | 0 | 0 | 0 | 0 | 0 | 0.00% |
| JACKSON County Total: | 4 | 0 | 0 | 0 | 0 | 0 | 0 | 0 | 0.00% |
| KNOX | | | | | | | | | |
| Christian Health Center - Corbin | 2 | 2 | 1 | 0 | 0 | 0 | 1 | 364 | 49.86% |
| KNOX County Total: | 2 | 2 | 1 | 0 | 0 | 0 | 1 | 364 | 49.86% |
| ADD: 13 Total | 152 | 146 | 129 | 51 | 49 | 2 | 129 | 47,084 | 86.11% |
| ADD: 14 LAKE CUMBERLAND | | | | | | | | | |
| MCCREARY | | | | | | | | | |
| Cumberland Manor Rest Home | 49 | 49 | 45 | 21 | 19 | 0 | 47 | 17,110 | 95.67% |
| MCCREARY County Total: | 49 | 49 | 45 | 21 | 19 | 0 | 47 | 17,110 | 95.67% |
| PULASKI | | | | | | | | | |
| Crestview Personal Care | 30 | 30 | 28 | 15 | 16 | 0 | 27 | 10,254 | 93.64% |
| Somerview Personal Care Home | 50 | 50 | 42 | 28 | 26 | 0 | 44 | 17,085 | 93.62% |
| PULASKI County Total: | 80 | 80 | 70 | 43 | 42 | 0 | 71 | 27,339 | 93.63% |
| WAYNE | | | | | | | | | |
| Dishman Personal Care Home | 49 | 49 | 38 | 29 | 35 | 0 | 32 | 12,515 | 69.97% |
| Hicks' Golden Years Nursing Home | 1 | 1 | 1 | 0 | 0 | 0 | 1 | 365 | 100.00% |
| WAYNE County Total: | 50 | 50 | 39 | 29 | 35 | 0 | 33 | 12,880 | 70.58% |
| ADD: 14 Total | 179 | 179 | 154 | 93 | 96 | 0 | 151 | 57,329 | 87.75% |
| ADD: 15 BLUEGRASS | | | | | | | | | |
| ANDERSON | | | | | | | | | |
| Signature Healthcare at Heritage Hall Rehab | 10 | 10 | 8 | 1 | 4 | 0 | 5 | 2,163 | 59.26% |
| Sunset Hill Personal Care Home | 16 | 12 | 11 | 4 | 3 | 0 | 12 | 4,162 | 71.27% |
| ANDERSON County Total: | 26 | 22 | 19 | 5 | 7 | 0 | 17 | 6,325 | 66.65% |
| BOURBON | | | | | | | | | |
| Bourbon Heights | 10 | 9 | 8 | 4 | 5 | 0 | 7 | 2,915 | 79.86% |
| BOURBON County Total: | 10 | 9 | 8 | 4 | 5 | 0 | 7 | 2,915 | 79.86% |
| BOYLE | | | | | | | | | |
| McDowell Place of Danville | 12 | 12 | 12 | 11 | 13 | 0 | 10 | 3,928 | 89.68% |
| Morning Pointe of Danville | 66 | 66 | 46 | 32 | 19 | 5 | 54 | 19,710 | 81.82% |
| BOYLE County Total: | 78 | 78 | 58 | 43 | 32 | 5 | 64 | 23,638 | 83.03% |
| ESTILL | | | | | | | | | |
| Irvine Nursing and Rehabilitation | 2 | 2 | 2 | 2 | 1 | 1 | 2 | 481 | 65.89% |

2017 ANNUAL KENTUCKY LONG TERM CARE UTILIZATION AND SERVICE REPORT

Table 2 - Census Data- Personal Care Beds 2017

| ADD / Facility | Licensed Beds | Beds In Operation | Beginning Census | Admissions | Discharges | Deaths | Ending Census | Total Patient Days | Occupancy Percentage |
|-----------------------------------------------|----------------------|--------------------------|-------------------------|-------------------|-------------------|---------------|----------------------|---------------------------|-----------------------------|
| ESTILL County Total: | 2 | 2 | 2 | 2 | 1 | 1 | 2 | 481 | 65.89% |
| FAYETTE | | | | | | | | | |
| Brookdale Richmond Place | 81 | 81 | 59 | 41 | 40 | 8 | 52 | 19,783 | 66.91% |
| Central Ky Recovery Center Unit 1 | 16 | 16 | 15 | 31 | 32 | 0 | 14 | 4,642 | 79.49% |
| Central KY Recovery Center Unit 2 | 16 | 16 | 15 | 33 | 34 | 0 | 14 | 4,957 | 84.88% |
| Lantern at Morning Pointe Alz and Memory Care | 50 | 44 | 40 | 24 | 24 | 8 | 32 | 11,680 | 64.00% |
| Lexington Country Place | 22 | 22 | 22 | 13 | 12 | 2 | 21 | 7,650 | 95.27% |
| Mayfair Village Retirement Center | 24 | 24 | 18 | 8 | 9 | 1 | 16 | 6,033 | 68.87% |
| Morning Pointe of Lexington | 80 | 80 | 67 | 31 | 26 | 4 | 68 | 24,820 | 85.00% |
| Morning Pointe of Lexington East | 80 | 68 | 68 | 47 | 37 | 10 | 68 | 24,820 | 85.00% |
| Provision Living At Beaumont Centre | 130 | 126 | 0 | 48 | 6 | 3 | 39 | 4,681 | 16.22% |
| Signature Healthcare At Tanbark Rehab | 62 | 62 | 45 | 32 | 35 | 0 | 42 | 16,137 | 71.31% |
| The Breckinridge | 26 | 24 | 23 | 16 | 4 | 13 | 22 | 8,030 | 84.62% |
| The Legacy At The Willows | 25 | 25 | 21 | 27 | 17 | 8 | 23 | 8,267 | 90.60% |
| The Villa at Chevy Chase | 16 | 0 | 0 | 0 | 0 | 0 | 0 | 0 | 0.00% |
| The Willows At Fritz Farm | 31 | 31 | 0 | 43 | 26 | 1 | 16 | 4,071 | 39.55% |
| The Willows at Hamburg | 39 | 39 | 20 | 55 | 40 | 3 | 32 | 10,885 | 83.31% |
| Willows at Citation | 36 | 30 | 28 | 29 | 30 | 1 | 26 | 9,297 | 70.75% |
| FAYETTE County Total: | 734 | 688 | 441 | 478 | 372 | 62 | 485 | 165,753 | 68.70% |
| FRANKLIN | | | | | | | | | |
| Morning Pointe of Frankfort | 48 | 42 | 43 | 26 | 18 | 13 | 38 | 14,600 | 83.33% |
| The Lantern at Morning Pointe of Frankfort | 42 | 37 | 27 | 36 | 21 | 4 | 38 | 9,855 | 64.29% |
| FRANKLIN County Total: | 90 | 79 | 70 | 62 | 39 | 17 | 76 | 24,455 | 74.44% |
| HARRISON | | | | | | | | | |
| Cedar Ridge Health Campus | 26 | 26 | 26 | 13 | 13 | 0 | 26 | 7,956 | 83.84% |
| Parkside Manor | 51 | 51 | 50 | 34 | 33 | 1 | 50 | 17,998 | 96.69% |
| Shady Lawn Home | 75 | 75 | 75 | 36 | 38 | 0 | 73 | 26,552 | 96.99% |
| HARRISON County Total: | 152 | 152 | 151 | 83 | 84 | 1 | 149 | 52,506 | 94.64% |
| JESSAMINE | | | | | | | | | |
| Bridgepointe At Ashgrove Woods | 78 | 78 | 71 | 35 | 41 | 4 | 61 | 22,265 | 78.21% |
| Rose Terrace Lodge | 40 | 40 | 39 | 14 | 12 | 1 | 40 | 14,316 | 98.05% |
| Wesley Village | 28 | 21 | 20 | 4 | 2 | 2 | 20 | 7,490 | 73.29% |
| JESSAMINE County Total: | 146 | 139 | 130 | 53 | 55 | 7 | 121 | 44,071 | 82.70% |
| LINCOLN | | | | | | | | | |
| Waynesburg Manor | 28 | 28 | 28 | 2 | 2 | 0 | 28 | 9,672 | 94.64% |

2017 ANNUAL KENTUCKY LONG TERM CARE UTILIZATION AND SERVICE REPORT

Table 2 - Census Data- Personal Care Beds 2017

| ADD / Facility | Licensed Beds | Beds In Operation | Beginning Census | Admissions | Discharges | Deaths | Ending Census | Total Patient Days | Occupancy Percentage |
|-------------------------------------------|----------------------|--------------------------|-------------------------|-------------------|-------------------|---------------|----------------------|---------------------------|-----------------------------|
| LINCOLN County Total: | 28 | 28 | 28 | 2 | 2 | 0 | 28 | 9,672 | 94.64% |
| MADISON | | | | | | | | | |
| Morning Pointe of Richmond | 48 | 48 | 42 | 20 | 20 | 0 | 42 | 15,330 | 87.50% |
| Telford Terrace | 14 | 14 | 10 | 16 | 15 | 1 | 10 | 4,065 | 79.55% |
| MADISON County Total: | 62 | 62 | 52 | 36 | 35 | 1 | 52 | 19,395 | 85.70% |
| POWELL | | | | | | | | | |
| Stanton Nursing and Rehabilitation Center | 1 | 1 | 0 | 1 | 0 | 0 | 1 | 263 | 72.05% |
| POWELL County Total: | 1 | 1 | 0 | 1 | 0 | 0 | 1 | 263 | 72.05% |
| SCOTT | | | | | | | | | |
| Dover Manor | 6 | 6 | 0 | 0 | 0 | 0 | 0 | 0 | 0.00% |
| SCOTT County Total: | 6 | 6 | 0 | 0 | 0 | 0 | 0 | 0 | 0.00% |
| WOODFORD | | | | | | | | | |
| Taylor Manor Nursing Home | 24 | 24 | 17 | 14 | 15 | 3 | 13 | 4,494 | 51.30% |
| The Homeplace At Midway | 12 | 12 | 11 | 12 | 8 | 3 | 12 | 4,078 | 93.11% |
| WOODFORD County Total: | 36 | 36 | 28 | 26 | 23 | 6 | 25 | 8,572 | 65.24% |
| ADD: 15 Total | 1,371 | 1,302 | 987 | 795 | 655 | 100 | 1,027 | 358,046 | 75.57% |
| Statewide Total | 6,738 | 6,344 | 4,918 | 3,402 | 2,908 | 399 | 5,013 | 1,756,528 | 73.68% |

2017 ANNUAL KENTUCKY LONG TERM CARE UTILIZATION AND SERVICE REPORT

Table 2A - Personal Care Bed Resident Census by CMHC Region and Percent of SMI

| CMHC Region / County / Facility | Licensed PC Beds | Total PC Residents | Total PC Residents With SMI | Total PC Residents With SMI Receiving State Supp | Percent of Residents With SMI |
|---------------------------------------------|------------------|--------------------|-----------------------------|--------------------------------------------------|-------------------------------|
| Adanta | | | | | |
| MCCREARY | | | | | |
| Cumberland Manor Rest Home | 49 | 66 | 65 | 64 | 98.48% |
| MCCREARY County Total: | 49 | 66 | 65 | 64 | 98.48% |
| PULASKI | | | | | |
| Crestview Personal Care | 30 | 43 | 34 | 29 | 79.07% |
| Somerview Personal Care Home | 50 | 70 | 59 | 59 | 84.29% |
| PULASKI County Total: | 80 | 113 | 93 | 88 | 82.30% |
| WAYNE | | | | | |
| Dishman Personal Care Home | 49 | 67 | 67 | 66 | 100.00% |
| Hicks' Golden Years Nursing Home | 1 | 1 | 0 | 0 | 0.00% |
| WAYNE County Total: | 50 | 68 | 67 | 66 | 98.53% |
| Adanta CMHC Total: | 179 | 247 | 225 | 218 | 91.09% |
| Bluegrass | | | | | |
| ANDERSON | | | | | |
| Signature Healthcare at Heritage Hall Rehab | 10 | 9 | 0 | 0 | 0.00% |
| Sunset Hill Personal Care Home | 16 | 0 | 0 | 0 | 0.00% |
| ANDERSON County Total: | 26 | 9 | 0 | 0 | 0.00% |
| BOURBON | | | | | |
| Bourbon Heights | 10 | 12 | 1 | 0 | 8.33% |
| BOURBON County Total: | 10 | 12 | 1 | 0 | 8.33% |
| BOYLE | | | | | |
| McDowell Place of Danville | 12 | 23 | 0 | 0 | 0.00% |
| Morning Pointe of Danville | 66 | 78 | 1 | 0 | 1.28% |
| BOYLE County Total: | 78 | 101 | 1 | 0 | 0.99% |
| ESTILL | | | | | |
| Irvine Nursing and Rehabilitation | 2 | 4 | 0 | 0 | 0.00% |
| ESTILL County Total: | 2 | 4 | 0 | 0 | 0.00% |
| FAYETTE | | | | | |
| Mayfair Village Retirement Center | 24 | 26 | 0 | 0 | 0.00% |

*CMHC - Community Mental Health Center

*SMI - Severe Mental Illness

*The difference in Table 2 and 2A is explained in the comments section.

Census Data

Table 2A - Page 30

2017 ANNUAL KENTUCKY LONG TERM CARE UTILIZATION AND SERVICE REPORT

Table 2A - Personal Care Bed Resident Census by CMHC Region and Percent of SMI

| CMHC Region / County / Facility | Licensed PC Beds | Total PC Residents | Total PC Residents With SMI | Total PC Residents With SMI Receiving State Supp | Percent of Residents With SMI |
|-----------------------------------------------|------------------|--------------------|-----------------------------|--------------------------------------------------|-------------------------------|
| Brookdale Richmond Place | 81 | 100 | 0 | 0 | 0.00% |
| Lexington Country Place | 22 | 35 | 0 | 0 | 0.00% |
| Signature Healthcare At Tanbark Rehab | 62 | 77 | 0 | 0 | 0.00% |
| The Breckinridge | 26 | 39 | 0 | 0 | 0.00% |
| Morning Pointe of Lexington | 80 | 98 | 0 | 0 | 0.00% |
| The Willows at Hamburg | 39 | 75 | 0 | 0 | 0.00% |
| Lantern at Morning Pointe Alz and Memory Care | 50 | 64 | 0 | 0 | 0.00% |
| Central Ky Recovery Center Unit 1 | 16 | 46 | 46 | 26 | 100.00% |
| Central KY Recovery Center Unit 2 | 16 | 48 | 48 | 32 | 100.00% |
| Morning Pointe of Lexington East | 80 | 115 | 0 | 0 | 0.00% |
| The Legacy At The Willows | 25 | 48 | 0 | 0 | 0.00% |
| Willows at Citation | 36 | 57 | 0 | 0 | 0.00% |
| Provision Living At Beaumont Centre | 130 | 48 | 0 | 0 | 0.00% |
| The Willows At Fritz Farm | 31 | 43 | 0 | 0 | 0.00% |
| FAYETTE County Total: | 718 | 919 | 94 | 58 | 10.23% |
| FRANKLIN | | | | | |
| The Lantern at Morning Pointe of Frankfort | 42 | 63 | 0 | 0 | 0.00% |
| Morning Pointe of Frankfort | 48 | 69 | 0 | 0 | 0.00% |
| FRANKLIN County Total: | 90 | 132 | 0 | 0 | 0.00% |
| HARRISON | | | | | |
| Cedar Ridge Health Campus | 26 | 39 | 0 | 0 | 0.00% |
| Parkside Manor | 51 | 84 | 34 | 33 | 40.48% |
| Shady Lawn Home | 75 | 111 | 52 | 50 | 46.85% |
| HARRISON County Total: | 152 | 234 | 86 | 83 | 36.75% |
| JESSAMINE | | | | | |
| Rose Terrace Lodge | 40 | 52 | 37 | 30 | 71.15% |
| Wesley Village | 28 | 24 | 0 | 0 | 0.00% |
| Bridgepointe At Ashgrove Woods | 78 | 106 | 0 | 0 | 0.00% |
| JESSAMINE County Total: | 146 | 182 | 37 | 30 | 20.33% |

*CMHC - Community Mental Health Center

*SMI - Severe Mental Illness

*The difference in Table 2 and 2A is explained in the comments section.

Census Data

Table 2A - Page 31

2017 ANNUAL KENTUCKY LONG TERM CARE UTILIZATION AND SERVICE REPORT

Table 2A - Personal Care Bed Resident Census by CMHC Region and Percent of SMI

| CMHC Region / County / Facility | Licensed PC Beds | Total PC Residents | Total PC Residents With SMI | Total PC Residents With SMI Receiving State Supp | Percent of Residents With SMI |
|--------------------------------------------|------------------|--------------------|-----------------------------|--------------------------------------------------|-------------------------------|
| LINCOLN | | | | | |
| Waynesburg Manor | 28 | 30 | 25 | 21 | 83.33% |
| LINCOLN County Total: | 28 | 30 | 25 | 21 | 83.33% |
| MADISON | | | | | |
| Morning Pointe of Richmond | 48 | 62 | 0 | 0 | 0.00% |
| Telford Terrace | 14 | 26 | 2 | 0 | 7.69% |
| MADISON County Total: | 62 | 88 | 2 | 0 | 2.27% |
| POWELL | | | | | |
| Stanton Nursing and Rehabilitation Center | 1 | 1 | 1 | 1 | 100.00% |
| POWELL County Total: | 1 | 1 | 1 | 1 | 100.00% |
| WOODFORD | | | | | |
| Taylor Manor Nursing Home | 24 | 31 | 0 | 0 | 0.00% |
| The Homeplace At Midway | 12 | 23 | 0 | 0 | 0.00% |
| WOODFORD County Total: | 36 | 54 | 0 | 0 | 0.00% |
| Bluegrass CMHC Total: | 1,349 | 1,766 | 247 | 193 | 13.99% |
| Communicare | | | | | |
| GRAYSON | | | | | |
| Grayson Manor | 30 | 40 | 0 | 0 | 0.00% |
| GRAYSON County Total: | 30 | 40 | 0 | 0 | 0.00% |
| HARDIN | | | | | |
| Signature Healthcare at North Hardin Rehab | 16 | 2 | 1 | 0 | 50.00% |
| HARDIN County Total: | 16 | 2 | 1 | 0 | 50.00% |
| MARION | | | | | |
| Loretto Motherhouse Infirmary | 26 | 35 | 12 | 9 | 34.29% |
| The Village of Lebanon II | 10 | 4 | 0 | 0 | 0.00% |
| MARION County Total: | 36 | 39 | 12 | 9 | 30.77% |
| MEADE | | | | | |
| Brandenburg Nursing and Rehabilitation | 7 | 0 | 0 | 0 | 0.00% |
| MEADE County Total: | 7 | 0 | 0 | 0 | 0.00% |

*CMHC - Community Mental Health Center

*SMI - Severe Mental Illness

*The difference in Table 2 and 2A is explained in the comments section.

Census Data

Table 2A - Page 32

2017 ANNUAL KENTUCKY LONG TERM CARE UTILIZATION AND SERVICE REPORT

Table 2A - Personal Care Bed Resident Census by CMHC Region and Percent of SMI

| CMHC Region / County / Facility | Licensed PC Beds | Total PC Residents | Total PC Residents With SMI | Total PC Residents With SMI Receiving State Supp | Percent of Residents With SMI |
|-------------------------------------|------------------|--------------------|-----------------------------|--------------------------------------------------|-------------------------------|
| NELSON | | | | | |
| Windsor Gardens CCRC | 25 | 42 | 2 | 0 | 4.76% |
| NELSON County Total: | 25 | 42 | 2 | 0 | 4.76% |
| WASHINGTON | | | | | |
| Sansbury Care Center | 11 | 14 | 0 | 0 | 0.00% |
| WASHINGTON County Total: | 11 | 14 | 0 | 0 | 0.00% |
| Communicare CMHC Total: | 125 | 137 | 15 | 9 | 10.95% |
| Cumberland River | | | | | |
| BELL | | | | | |
| Generations Center of Middlesboro | 64 | 91 | 91 | 91 | 100.00% |
| BELL County Total: | 64 | 91 | 91 | 91 | 100.00% |
| HARLAN | | | | | |
| The Laurels | 82 | 88 | 84 | 76 | 95.45% |
| HARLAN County Total: | 82 | 88 | 84 | 76 | 95.45% |
| KNOX | | | | | |
| Christian Health Center - Corbin | 2 | 1 | 0 | 0 | 0.00% |
| KNOX County Total: | 2 | 1 | 0 | 0 | 0.00% |
| Cumberland River CMHC Total: | 148 | 180 | 175 | 167 | 97.22% |
| Four Rivers | | | | | |
| CALLOWAY | | | | | |
| Fern Terrace of Murray | 103 | 104 | 19 | 8 | 18.27% |
| Gardens At Hickory Woods | 22 | 28 | 0 | 0 | 0.00% |
| CALLOWAY County Total: | 125 | 132 | 19 | 8 | 14.39% |
| CARLISLE | | | | | |
| Countryside Center | 8 | 11 | 1 | 1 | 9.09% |
| CARLISLE County Total: | 8 | 11 | 1 | 1 | 9.09% |
| GRAVES | | | | | |
| Autumn Ridge Personal Care | 24 | 0 | 0 | 0 | 0.00% |
| Fern Terrace of Mayfield | 140 | 196 | 0 | 0 | 0.00% |
| GRAVES County Total: | 164 | 196 | 0 | 0 | 0.00% |

*CMHC - Community Mental Health Center

*SMI - Severe Mental Illness

*The difference in Table 2 and 2A is explained in the comments section.

Census Data

Table 2A - Page 33

2017 ANNUAL KENTUCKY LONG TERM CARE UTILIZATION AND SERVICE REPORT

Table 2A - Personal Care Bed Resident Census by CMHC Region and Percent of SMI

| CMHC Region / County / Facility | Licensed PC Beds | Total PC Residents | Total PC Residents With SMI | Total PC Residents With SMI Receiving State Supp | Percent of Residents With SMI |
|-----------------------------------------|------------------|--------------------|-----------------------------|--------------------------------------------------|-------------------------------|
| HICKMAN | | | | | |
| Clinton Place | 10 | 10 | 0 | 0 | 0.00% |
| Clinton Hickman County Nursing Facility | 10 | 10 | 0 | 0 | 0.00% |
| HICKMAN County Total: | 20 | 20 | 0 | 0 | 0.00% |
| MCCRACKEN | | | | | |
| Gaither Suites at West Park | 29 | 45 | 0 | 0 | 0.00% |
| MCCRACKEN County Total: | 29 | 45 | 0 | 0 | 0.00% |
| Four Rivers CMHC Total: | 346 | 404 | 20 | 9 | 4.95% |
| Kentucky River | | | | | |
| KNOTT | | | | | |
| Caney Creek Rehabilitation Complex | 40 | 0 | 0 | 0 | 0.00% |
| Golden Years Rest Home | 84 | 122 | 122 | 81 | 100.00% |
| KNOTT County Total: | 124 | 122 | 122 | 81 | 100.00% |
| OWSLEY | | | | | |
| Owsley County Health Care Center | 2 | 2 | 1 | 0 | 50.00% |
| OWSLEY County Total: | 2 | 2 | 1 | 0 | 50.00% |
| Kentucky River CMHC Total: | 126 | 124 | 123 | 81 | 99.19% |
| LifeSkills | | | | | |
| ALLEN | | | | | |
| Cornerstone Manor | 36 | 71 | 70 | 68 | 98.59% |
| Scottsville Manor | 40 | 40 | 36 | 26 | 90.00% |
| ALLEN County Total: | 76 | 111 | 106 | 94 | 95.50% |
| BARREN | | | | | |
| NHC HealthCare, Glasgow | 12 | 8 | 0 | 0 | 0.00% |
| BARREN County Total: | 12 | 8 | 0 | 0 | 0.00% |
| EDMONSON | | | | | |
| Edmonson Center | 12 | 16 | 0 | 0 | 0.00% |
| EDMONSON County Total: | 12 | 16 | 0 | 0 | 0.00% |

*CMHC - Community Mental Health Center

*SMI - Severe Mental Illness

*The difference in Table 2 and 2A is explained in the comments section.

Census Data

Table 2A - Page 34

2017 ANNUAL KENTUCKY LONG TERM CARE UTILIZATION AND SERVICE REPORT

Table 2A - Personal Care Bed Resident Census by CMHC Region and Percent of SMI

| CMHC Region / County / Facility | Licensed PC Beds | Total PC Residents | Total PC Residents With SMI | Total PC Residents With SMI Receiving State Supp | Percent of Residents With SMI |
|------------------------------------------------|------------------|--------------------|-----------------------------|--------------------------------------------------|-------------------------------|
| HART | | | | | |
| Hart County Manor | 54 | 77 | 68 | 60 | 88.31% |
| HART County Total: | 54 | 77 | 68 | 60 | 88.31% |
| METCALFE | | | | | |
| Harper's Home for the Aged | 27 | 27 | 0 | 0 | 0.00% |
| Metcalfe Health Care Center | 21 | 22 | 0 | 0 | 0.00% |
| METCALFE County Total: | 48 | 49 | 0 | 0 | 0.00% |
| SIMPSON | | | | | |
| Lewis Memorial Methodist Home | 23 | 30 | 4 | 1 | 13.33% |
| SIMPSON County Total: | 23 | 30 | 4 | 1 | 13.33% |
| WARREN | | | | | |
| Christian Health Center, Bowling Green | 56 | 70 | 0 | 0 | 0.00% |
| Fern Terrace of Bowling Green | 114 | 183 | 177 | 148 | 96.72% |
| The Haven At Massey Springs | 18 | 21 | 11 | 0 | 52.38% |
| WARREN County Total: | 188 | 274 | 188 | 148 | 68.61% |
| LifeSkills CMHC Total: | 413 | 565 | 366 | 303 | 64.78% |
| Mountain | | | | | |
| JOHNSON | | | | | |
| Venture Home of Paintsville | 60 | 97 | 97 | 87 | 100.00% |
| JOHNSON County Total: | 60 | 97 | 97 | 87 | 100.00% |
| MAGOFFIN | | | | | |
| Salyersville Nursing and Rehabilitation Center | 1 | 0 | 0 | 0 | 0.00% |
| MAGOFFIN County Total: | 1 | 0 | 0 | 0 | 0.00% |
| MARTIN | | | | | |
| Martin County Health Care Facility | 8 | 4 | 0 | 0 | 0.00% |
| MARTIN County Total: | 8 | 4 | 0 | 0 | 0.00% |
| PIKE | | | | | |
| Good Shepherd Community Nursing Center | 2 | 2 | 1 | 1 | 50.00% |
| PIKE County Total: | 2 | 2 | 1 | 1 | 50.00% |
| Mountain CMHC Total: | 71 | 103 | 98 | 88 | 95.15% |

*CMHC - Community Mental Health Center

*SMI - Severe Mental Illness

*The difference in Table 2 and 2A is explained in the comments section.

Census Data

Table 2A - Page 35

2017 ANNUAL KENTUCKY LONG TERM CARE UTILIZATION AND SERVICE REPORT

Table 2A - Personal Care Bed Resident Census by CMHC Region and Percent of SMI

| CMHC Region / County / Facility | Licensed PC Beds | Total PC Residents | Total PC Residents With SMI | Total PC Residents With SMI Receiving State Supp | Percent of Residents With SMI |
|---------------------------------|------------------|--------------------|-----------------------------|--------------------------------------------------|-------------------------------|
| NorthKey | | | | | |
| BOONE | | | | | |
| Colonial Gardens | 80 | 113 | 0 | 0 | 0.00% |
| BOONE County Total: | 80 | 113 | 0 | 0 | 0.00% |
| CAMPBELL | | | | | |
| Baptist Convalescent Center | 30 | 25 | 0 | 0 | 0.00% |
| Carmel Manor | 80 | 31 | 2 | 0 | 6.45% |
| CAMPBELL County Total: | 110 | 56 | 2 | 0 | 3.57% |
| CARROLL | | | | | |
| Carrollton Manor | 32 | 38 | 34 | 30 | 89.47% |
| Valley Haven Rest Home | 45 | 53 | 43 | 38 | 81.13% |
| CARROLL County Total: | 77 | 91 | 77 | 68 | 84.62% |
| GRANT | | | | | |
| Jonesville Rest Home | 26 | 36 | 36 | 33 | 100.00% |
| GRANT County Total: | 26 | 36 | 36 | 33 | 100.00% |
| KENTON | | | | | |
| Regency Manor North | 30 | 55 | 15 | 10 | 27.27% |
| Ivy Knoll | 45 | 64 | 1 | 0 | 1.56% |
| Brookdale Edgewood | 113 | 133 | 0 | 0 | 0.00% |
| Covington Ladies Home | 32 | 34 | 0 | 0 | 0.00% |
| Madonna Manor | 24 | 47 | 0 | 0 | 0.00% |
| Regency Manor | 59 | 82 | 12 | 8 | 14.63% |
| St Charles Care Center | 32 | 49 | 0 | 0 | 0.00% |
| Emerald Trace | 20 | 21 | 0 | 0 | 0.00% |
| KENTON County Total: | 355 | 485 | 28 | 18 | 5.77% |
| PENDLETON | | | | | |
| Falmouth Nursing Home | 27 | 33 | 21 | 21 | 63.64% |
| The Front Gate | 19 | 33 | 33 | 19 | 100.00% |
| PENDLETON County Total: | 46 | 66 | 54 | 40 | 81.82% |
| NorthKey CMHC Total: | 694 | 847 | 197 | 159 | 23.26% |

*CMHC - Community Mental Health Center

*SMI - Severe Mental Illness

*The difference in Table 2 and 2A is explained in the comments section.

Census Data

Table 2A - Page 36

2017 ANNUAL KENTUCKY LONG TERM CARE UTILIZATION AND SERVICE REPORT

Table 2A - Personal Care Bed Resident Census by CMHC Region and Percent of SMI

| CMHC Region / County / Facility | Licensed PC Beds | Total PC Residents | Total PC Residents With SMI | Total PC Residents With SMI Receiving State Supp | Percent of Residents With SMI |
|----------------------------------------------------------|------------------|--------------------|-----------------------------|--------------------------------------------------|-------------------------------|
| Pathways | | | | | |
| BOYD | | | | | |
| Artrips Personal Care Home | 22 | 22 | 19 | 18 | 86.36% |
| Hamilton's Personal Care Home | 22 | 0 | 0 | 0 | 0.00% |
| King's Daughters And Sons Home | 36 | 48 | 0 | 0 | 0.00% |
| BOYD County Total: | 80 | 70 | 19 | 18 | 27.14% |
| GREENUP | | | | | |
| Morning Pointe Of Russell | 68 | 110 | 0 | 0 | 0.00% |
| Trinity Station Retirement Community | 30 | 43 | 0 | 0 | 0.00% |
| Frasure's Personal Care Home | 61 | 84 | 84 | 82 | 100.00% |
| Oakmont Manor | 18 | 0 | 0 | 0 | 0.00% |
| Russell Convalescent Home | 28 | 37 | 37 | 36 | 100.00% |
| The Lantern At Morning Pointe Alzheimers and Memory Care | 44 | 33 | 0 | 0 | 0.00% |
| GREENUP County Total: | 249 | 307 | 121 | 118 | 39.41% |
| LAWRENCE | | | | | |
| The Jordan Center | 6 | 2 | 1 | 1 | 50.00% |
| LAWRENCE County Total: | 6 | 2 | 1 | 1 | 50.00% |
| MENIFEE | | | | | |
| Edgewood Estates | 8 | 7 | 0 | 0 | 0.00% |
| MENIFEE County Total: | 8 | 7 | 0 | 0 | 0.00% |
| MONTGOMERY | | | | | |
| Regency Memory Care | 26 | 1 | 0 | 0 | 0.00% |
| MONTGOMERY County Total: | 26 | 1 | 0 | 0 | 0.00% |
| MORGAN | | | | | |
| West Liberty Nursing and Rehabilitation Center | 2 | 2 | 0 | 0 | 0.00% |
| MORGAN County Total: | 2 | 2 | 0 | 0 | 0.00% |
| Pathways CMHC Total: | 371 | 389 | 141 | 137 | 36.25% |

*CMHC - Community Mental Health Center

*SMI - Severe Mental Illness

*The difference in Table 2 and 2A is explained in the comments section.

Census Data

Table 2A - Page 37

2017 ANNUAL KENTUCKY LONG TERM CARE UTILIZATION AND SERVICE REPORT

Table 2A - Personal Care Bed Resident Census by CMHC Region and Percent of SMI

| CMHC Region / County / Facility | Licensed PC Beds | Total PC Residents | Total PC Residents With SMI | Total PC Residents With SMI Receiving State Supp | Percent of Residents With SMI |
|----------------------------------------------------|------------------|--------------------|-----------------------------|--------------------------------------------------|-------------------------------|
| Pennyroyal | | | | | |
| CALDWELL | | | | | |
| Highland Homes, Inc. | 100 | 141 | 76 | 72 | 53.90% |
| CALDWELL County Total: | 100 | 141 | 76 | 72 | 53.90% |
| CHRISTIAN | | | | | |
| Christian County Manor | 78 | 70 | 59 | 54 | 84.29% |
| Christian Health Center, Hopkinsville | 2 | 6 | 6 | 0 | 100.00% |
| Pennyrile Home | 94 | 208 | 192 | 95 | 92.31% |
| CHRISTIAN County Total: | 174 | 284 | 257 | 149 | 90.49% |
| CRITTENDEN | | | | | |
| Crittenden County Health and Rehabilitation Center | 4 | 0 | 0 | 0 | 0.00% |
| CRITTENDEN County Total: | 4 | 0 | 0 | 0 | 0.00% |
| HOPKINS | | | | | |
| The Homestead | 64 | 84 | 73 | 70 | 86.90% |
| The Oaks PCH/Madisonville | 58 | 57 | 54 | 51 | 94.74% |
| HOPKINS County Total: | 122 | 141 | 127 | 121 | 90.07% |
| LYON | | | | | |
| River's Bend Retirement Community | 8 | 10 | 2 | 2 | 20.00% |
| LYON County Total: | 8 | 10 | 2 | 2 | 20.00% |
| MUHLENBERG | | | | | |
| Diversicare of Greenville | 14 | 15 | 7 | 1 | 46.67% |
| Sparks Nursing Center | 88 | 95 | 15 | 14 | 15.79% |
| MUHLENBERG County Total: | 102 | 110 | 22 | 15 | 20.00% |
| TRIGG | | | | | |
| Better Senior Living | 68 | 87 | 30 | 20 | 34.48% |
| TRIGG County Total: | 68 | 87 | 30 | 20 | 34.48% |
| Pennyroyal CMHC Total: | 578 | 773 | 514 | 379 | 66.49% |
| River Valley | | | | | |
| DAVISS | | | | | |
| Bishop Soenneker Home | 66 | 67 | 53 | 35 | 79.10% |

*CMHC - Community Mental Health Center

*SMI - Severe Mental Illness

*The difference in Table 2 and 2A is explained in the comments section.

Census Data

Table 2A - Page 38

2017 ANNUAL KENTUCKY LONG TERM CARE UTILIZATION AND SERVICE REPORT

Table 2A - Personal Care Bed Resident Census by CMHC Region and Percent of SMI

| CMHC Region / County / Facility | Licensed PC Beds | Total PC Residents | Total PC Residents With SMI | Total PC Residents With SMI Receiving State Supp | Percent of Residents With SMI |
|-------------------------------------|------------------|--------------------|-----------------------------|--------------------------------------------------|-------------------------------|
| Carmel Home | 79 | 117 | 0 | 0 | 0.00% |
| Davco Rest Home | 92 | 140 | 139 | 134 | 99.29% |
| Fern Terrace of Owensboro | 68 | 102 | 84 | 76 | 82.35% |
| Owensboro Center | 39 | 16 | 14 | 5 | 87.50% |
| DAVIESS County Total: | 344 | 442 | 290 | 250 | 65.61% |
| HANCOCK | | | | | |
| The Oaks PCH/Lewisport | 56 | 65 | 65 | 64 | 100.00% |
| HANCOCK County Total: | 56 | 65 | 65 | 64 | 100.00% |
| HENDERSON | | | | | |
| Henderson Manor | 64 | 46 | 28 | 27 | 60.87% |
| HENDERSON County Total: | 64 | 46 | 28 | 27 | 60.87% |
| MCLEAN | | | | | |
| Sunny Acres | 32 | 33 | 31 | 28 | 93.94% |
| MCLEAN County Total: | 32 | 33 | 31 | 28 | 93.94% |
| OHIO | | | | | |
| Beaver Dam Nursing and Rehab Center | 23 | 43 | 0 | 0 | 0.00% |
| OHIO County Total: | 23 | 43 | 0 | 0 | 0.00% |
| UNION | | | | | |
| Breckinridge Place | 2 | 6 | 0 | 0 | 0.00% |
| UNION County Total: | 2 | 6 | 0 | 0 | 0.00% |
| River Valley CMHC Total: | 521 | 635 | 414 | 369 | 65.20% |
| Seven Counties | | | | | |
| BULLITT | | | | | |
| Colonial House of Shepherdsville | 62 | 69 | 53 | 51 | 76.81% |
| BULLITT County Total: | 62 | 69 | 53 | 51 | 76.81% |
| JEFFERSON | | | | | |
| Westport Place Health Campus | 26 | 28 | 0 | 0 | 0.00% |
| Sunrise of Louisville | 94 | 125 | 2 | 0 | 1.60% |
| Brookdale Stonestreet | 20 | 29 | 0 | 0 | 0.00% |
| Park Louisville | 64 | 46 | 1 | 0 | 2.17% |

*CMHC - Community Mental Health Center

*SMI - Severe Mental Illness

*The difference in Table 2 and 2A is explained in the comments section.

Census Data

Table 2A - Page 39

2017 ANNUAL KENTUCKY LONG TERM CARE UTILIZATION AND SERVICE REPORT

Table 2A - Personal Care Bed Resident Census by CMHC Region and Percent of SMI

| CMHC Region / County / Facility | Licensed PC Beds | Total PC Residents | Total PC Residents With SMI | Total PC Residents With SMI Receiving State Supp | Percent of Residents With SMI |
|---------------------------------------------------|------------------|--------------------|-----------------------------|--------------------------------------------------|-------------------------------|
| Barton House of Louisville #1 | 20 | 38 | 0 | 0 | 0.00% |
| Belmont Village | 128 | 173 | 0 | 0 | 0.00% |
| Eastern Star Home in KY | 24 | 18 | 0 | 0 | 0.00% |
| Brookdale Blankenbaker | 99 | 100 | 0 | 0 | 0.00% |
| Episcopal Church Home | 127 | 145 | 0 | 0 | 0.00% |
| Little Sisters of the Poor - St. Joseph's Home | 15 | 20 | 2 | 0 | 10.00% |
| Louisville Protestant Altenheim | 30 | 32 | 16 | 0 | 50.00% |
| Masonic Home of Louisville | 101 | 140 | 22 | 7 | 15.71% |
| Nazareth Home | 50 | 78 | 21 | 0 | 26.92% |
| Parr's at Springhurst | 91 | 128 | 61 | 4 | 47.66% |
| Nazareth Home Clifton | 31 | 20 | 2 | 1 | 10.00% |
| The Forum at Brookside | 24 | 34 | 0 | 0 | 0.00% |
| Treyton Oaks Towers | 40 | 49 | 3 | 0 | 6.12% |
| Wesley Manor | 39 | 45 | 0 | 0 | 0.00% |
| Symphony at Oaklawn | 102 | 129 | 0 | 0 | 0.00% |
| Heartsong Memory Care | 36 | 64 | 0 | 0 | 0.00% |
| Forest Springs Health Campus | 37 | 55 | 0 | 0 | 0.00% |
| Morning Pointe Of Louisville At South Hurstbourne | 80 | 105 | 0 | 0 | 0.00% |
| Rose Anna Hughes Home/Westminster | 57 | 65 | 7 | 0 | 10.77% |
| Forest Hills Commons | 144 | 104 | 0 | 0 | 0.00% |
| Thrive At Beckley Creek | 65 | 86 | 0 | 0 | 0.00% |
| The Lantern At Morning Pointe (Louisville) | 52 | 30 | 0 | 0 | 0.00% |
| JEFFERSON County Total: | 1,596 | 1,886 | 137 | 12 | 7.26% |
| SHELBY | | | | | |
| Colonial Hall Manor | 57 | 76 | 72 | 61 | 94.74% |
| Masonic Home of Shelbyville | 76 | 46 | 0 | 0 | 0.00% |
| SHELBY County Total: | 133 | 122 | 72 | 61 | 59.02% |
| Seven Counties CMHC Total: | 1,791 | 2,077 | 262 | 124 | 12.61% |
| State Total | 6,712 | 8,247 | 2,797 | 2,236 | 33.92% |

*CMHC - Community Mental Health Center

*SMI - Severe Mental Illness

*The difference in Table 2 and 2A is explained in the comments section.

Census Data

Table 2A - Page 40

2017 ANNUAL KENTUCKY LONG TERM CARE UTILIZATION AND SERVICE REPORT

Table 2B - Personal Care Bed Resident Census by Age Group and CMHC Region

| CMHC Region / County / Facility | 18-34 | | 35-64 | | 65-84 | | 85 & Older | | Total |
|---------------------------------------------|-----------|----------|-----------|-----------|-----------|-----------|------------|-----------|------------|
| | Male | Female | Male | Female | Male | Female | Male | Female | |
| Adanta | | | | | | | | | |
| MCCREARY | | | | | | | | | |
| Cumberland Manor Rest Home | 1 | 0 | 37 | 12 | 9 | 7 | 0 | 0 | 66 |
| MCCREARY County Total: | 1 | 0 | 37 | 12 | 9 | 7 | 0 | 0 | 66 |
| PULASKI | | | | | | | | | |
| Crestview Personal Care | 0 | 0 | 0 | 15 | 0 | 24 | 1 | 3 | 43 |
| Somervew Personal Care Home | 4 | 0 | 30 | 18 | 7 | 9 | 1 | 1 | 70 |
| PULASKI County Total: | 4 | 0 | 30 | 33 | 7 | 33 | 2 | 4 | 113 |
| WAYNE | | | | | | | | | |
| Dishman Personal Care Home | 7 | 1 | 27 | 16 | 9 | 6 | 1 | 0 | 67 |
| Hicks' Golden Years Nursing Home | 0 | 0 | 0 | 0 | 1 | 0 | 0 | 0 | 1 |
| WAYNE County Total: | 7 | 1 | 27 | 16 | 10 | 6 | 1 | 0 | 68 |
| Adanta CMHC Region Total: | 12 | 1 | 94 | 61 | 26 | 46 | 3 | 4 | 247 |
| Bluegrass | | | | | | | | | |
| ANDERSON | | | | | | | | | |
| Signature Healthcare at Heritage Hall Rehab | 0 | 0 | 0 | 0 | 2 | 5 | 1 | 1 | 9 |
| Sunset Hill Personal Care Home | 0 | 0 | 0 | 0 | 0 | 0 | 0 | 0 | 0 |
| ANDERSON County Total: | 0 | 0 | 0 | 0 | 2 | 5 | 1 | 1 | 9 |
| BOURBON | | | | | | | | | |
| Bourbon Heights | 0 | 0 | 0 | 0 | 1 | 7 | 1 | 3 | 12 |
| BOURBON County Total: | 0 | 0 | 0 | 0 | 1 | 7 | 1 | 3 | 12 |
| BOYLE | | | | | | | | | |
| McDowell Place of Danville | 0 | 0 | 0 | 1 | 2 | 1 | 6 | 13 | 23 |
| Morning Pointe of Danville | 0 | 0 | 1 | 0 | 17 | 21 | 18 | 21 | 78 |
| BOYLE County Total: | 0 | 0 | 1 | 1 | 19 | 22 | 24 | 34 | 101 |
| ESTILL | | | | | | | | | |
| Irvine Nursing and Rehabilitation | 0 | 0 | 0 | 0 | 3 | 0 | 1 | 0 | 4 |
| ESTILL County Total: | 0 | 0 | 0 | 0 | 3 | 0 | 1 | 0 | 4 |
| FAYETTE | | | | | | | | | |
| Brookdale Richmond Place | 0 | 0 | 0 | 2 | 12 | 21 | 19 | 46 | 100 |
| Central Ky Recovery Center Unit 1 | 11 | 4 | 17 | 12 | 0 | 2 | 0 | 0 | 46 |
| Central KY Recovery Center Unit 2 | 9 | 3 | 12 | 22 | 1 | 1 | 0 | 0 | 48 |
| Lantern at Morning Pointe Alz and Memory | 0 | 0 | 1 | 1 | 12 | 23 | 11 | 16 | 64 |
| Lexington Country Place | 0 | 0 | 0 | 0 | 2 | 7 | 7 | 19 | 35 |
| Mayfair Village Retirement Center | 0 | 0 | 0 | 0 | 1 | 1 | 4 | 20 | 26 |

*CMHC - Community Mental Health Center

*SMI - Severe Mental Illness

2017 ANNUAL KENTUCKY LONG TERM CARE UTILIZATION AND SERVICE REPORT

Table 2B - Personal Care Bed Resident Census by Age Group and CMHC Region

| CMHC Region / County / Facility | 18-34 | | 35-64 | | 65-84 | | 85 & Older | | Total |
|--------------------------------------------|-----------|----------|-----------|-----------|------------|------------|------------|------------|------------|
| | Male | Female | Male | Female | Male | Female | Male | Female | |
| Morning Pointe of Lexington | 0 | 0 | 0 | 31 | 6 | 51 | 10 | 0 | 98 |
| Morning Pointe of Lexington East | 0 | 0 | 0 | 1 | 8 | 20 | 25 | 61 | 115 |
| Provision Living At Beaumont Centre | 0 | 0 | 0 | 2 | 8 | 21 | 1 | 16 | 48 |
| Signature Healthcare At Tanbark Rehab | 0 | 0 | 0 | 0 | 24 | 4 | 25 | 24 | 77 |
| The Breckinridge | 0 | 0 | 1 | 0 | 6 | 11 | 6 | 15 | 39 |
| The Legacy At The Willows | 0 | 0 | 0 | 0 | 8 | 13 | 5 | 22 | 48 |
| The Willows At Fritz Farm | 0 | 0 | 0 | 0 | 5 | 17 | 4 | 17 | 43 |
| The Willows at Hamburg | 0 | 0 | 0 | 0 | 5 | 16 | 17 | 37 | 75 |
| Willows at Citation | 0 | 0 | 0 | 0 | 5 | 7 | 15 | 30 | 57 |
| FAYETTE County Total: | 20 | 7 | 31 | 71 | 103 | 215 | 149 | 323 | 919 |
| FRANKLIN | | | | | | | | | |
| Morning Pointe of Frankfort | 0 | 0 | 0 | 0 | 7 | 24 | 5 | 33 | 69 |
| The Lantern at Morning Pointe of Frankfort | 0 | 0 | 0 | 0 | 20 | 43 | 0 | 0 | 63 |
| FRANKLIN County Total: | 0 | 0 | 0 | 0 | 27 | 67 | 5 | 33 | 132 |
| HARRISON | | | | | | | | | |
| Cedar Ridge Health Campus | 0 | 0 | 0 | 0 | 1 | 14 | 3 | 21 | 39 |
| Parkside Manor | 2 | 0 | 15 | 19 | 24 | 23 | 1 | 0 | 84 |
| Shady Lawn Home | 3 | 2 | 41 | 30 | 22 | 12 | 1 | 0 | 111 |
| HARRISON County Total: | 5 | 2 | 56 | 49 | 47 | 49 | 5 | 21 | 234 |
| JESSAMINE | | | | | | | | | |
| Bridgepointe At Ashgrove Woods | 0 | 0 | 3 | 2 | 9 | 33 | 18 | 41 | 106 |
| Rose Terrace Lodge | 1 | 2 | 15 | 11 | 4 | 19 | 0 | 0 | 52 |
| Wesley Village | 0 | 0 | 0 | 0 | 4 | 1 | 5 | 14 | 24 |
| JESSAMINE County Total: | 1 | 2 | 18 | 13 | 17 | 53 | 23 | 55 | 182 |
| LINCOLN | | | | | | | | | |
| Waynesburg Manor | 0 | 0 | 15 | 4 | 2 | 7 | 1 | 1 | 30 |
| LINCOLN County Total: | 0 | 0 | 15 | 4 | 2 | 7 | 1 | 1 | 30 |
| MADISON | | | | | | | | | |
| Morning Pointe of Richmond | 0 | 0 | 0 | 0 | 2 | 6 | 26 | 28 | 62 |
| Telford Terrace | 0 | 0 | 0 | 0 | 4 | 4 | 6 | 12 | 26 |
| MADISON County Total: | 0 | 0 | 0 | 0 | 6 | 10 | 32 | 40 | 88 |
| POWELL | | | | | | | | | |
| Stanton Nursing and Rehabilitation Center | 0 | 0 | 0 | 0 | 0 | 1 | 0 | 0 | 1 |
| POWELL County Total: | 0 | 0 | 0 | 0 | 0 | 1 | 0 | 0 | 1 |

*CMHC - Community Mental Health Center

*SMI - Severe Mental Illness

2017 ANNUAL KENTUCKY LONG TERM CARE UTILIZATION AND SERVICE REPORT

Table 2B - Personal Care Bed Resident Census by Age Group and CMHC Region

| CMHC Region / County / Facility | 18-34 | | 35-64 | | 65-84 | | 85 & Older | | Total |
|--------------------------------------------|-----------|-----------|------------|------------|------------|------------|------------|------------|--------------|
| | Male | Female | Male | Female | Male | Female | Male | Female | |
| WOODFORD | | | | | | | | | |
| Taylor Manor Nursing Home | 0 | 0 | 0 | 0 | 1 | 4 | 4 | 22 | 31 |
| The Homeplace At Midway | 0 | 0 | 0 | 0 | 2 | 11 | 1 | 9 | 23 |
| WOODFORD County Total: | 0 | 0 | 0 | 0 | 3 | 15 | 5 | 31 | 54 |
| Bluegrass CMHC Region Total: | 26 | 11 | 121 | 138 | 230 | 451 | 247 | 542 | 1,766 |
| Communicare | | | | | | | | | |
| GRAYSON | | | | | | | | | |
| Grayson Manor | 0 | 0 | 3 | 2 | 11 | 10 | 5 | 9 | 40 |
| GRAYSON County Total: | 0 | 0 | 3 | 2 | 11 | 10 | 5 | 9 | 40 |
| HARDIN | | | | | | | | | |
| Signature Healthcare at North Hardin Rehab | 0 | 0 | 0 | 0 | 0 | 1 | 1 | 0 | 2 |
| HARDIN County Total: | 0 | 0 | 0 | 0 | 0 | 1 | 1 | 0 | 2 |
| MARION | | | | | | | | | |
| Loretto Motherhouse Infirmary | 0 | 0 | 0 | 0 | 0 | 13 | 0 | 22 | 35 |
| The Village of Lebanon II | 0 | 0 | 0 | 0 | 0 | 0 | 1 | 3 | 4 |
| MARION County Total: | 0 | 0 | 0 | 0 | 0 | 13 | 1 | 25 | 39 |
| MEADE | | | | | | | | | |
| Brandenburg Nursing and Rehabilitation | 0 | 0 | 0 | 0 | 0 | 0 | 0 | 0 | 0 |
| MEADE County Total: | 0 | 0 | 0 | 0 | 0 | 0 | 0 | 0 | 0 |
| NELSON | | | | | | | | | |
| Windsor Gardens CCRC | 0 | 0 | 0 | 0 | 4 | 5 | 7 | 26 | 42 |
| NELSON County Total: | 0 | 0 | 0 | 0 | 4 | 5 | 7 | 26 | 42 |
| WASHINGTON | | | | | | | | | |
| Sansbury Care Center | 0 | 0 | 0 | 0 | 0 | 6 | 0 | 8 | 14 |
| WASHINGTON County Total: | 0 | 0 | 0 | 0 | 0 | 6 | 0 | 8 | 14 |
| Communicare CMHC Region Total: | 0 | 0 | 3 | 2 | 15 | 35 | 14 | 68 | 137 |
| Cumberland River | | | | | | | | | |
| BELL | | | | | | | | | |
| Generations Center of Middlesboro | 0 | 0 | 24 | 18 | 31 | 18 | 0 | 0 | 91 |
| BELL County Total: | 0 | 0 | 24 | 18 | 31 | 18 | 0 | 0 | 91 |
| HARLAN | | | | | | | | | |
| The Laurels | 1 | 1 | 30 | 18 | 15 | 20 | 1 | 2 | 88 |
| HARLAN County Total: | 1 | 1 | 30 | 18 | 15 | 20 | 1 | 2 | 88 |

*CMHC - Community Mental Health Center

*SMI - Severe Mental Illness

2017 ANNUAL KENTUCKY LONG TERM CARE UTILIZATION AND SERVICE REPORT

Table 2B - Personal Care Bed Resident Census by Age Group and CMHC Region

| CMHC Region / County / Facility | 18-34 | | 35-64 | | 65-84 | | 85 & Older | | Total |
|--------------------------------------------|-----------|-----------|-----------|-----------|-----------|-----------|------------|-----------|------------|
| | Male | Female | Male | Female | Male | Female | Male | Female | |
| KNOX | | | | | | | | | |
| Christian Health Center - Corbin | 0 | 0 | 0 | 1 | 0 | 0 | 0 | 0 | 1 |
| KNOX County Total: | 0 | 0 | 0 | 1 | 0 | 0 | 0 | 0 | 1 |
| Cumberland River CMHC Region Total: | 1 | 1 | 54 | 37 | 46 | 38 | 1 | 2 | 180 |
| Four Rivers | | | | | | | | | |
| CALLOWAY | | | | | | | | | |
| Fern Terrace of Murray | 0 | 0 | 3 | 12 | 26 | 36 | 9 | 18 | 104 |
| Gardens At Hickory Woods | 0 | 0 | 0 | 0 | 3 | 8 | 5 | 12 | 28 |
| CALLOWAY County Total: | 0 | 0 | 3 | 12 | 29 | 44 | 14 | 30 | 132 |
| CARLISLE | | | | | | | | | |
| Countryside Center | 0 | 1 | 1 | 2 | 1 | 1 | 0 | 5 | 11 |
| CARLISLE County Total: | 0 | 1 | 1 | 2 | 1 | 1 | 0 | 5 | 11 |
| GRAVES | | | | | | | | | |
| Autumn Ridge Personal Care | 0 | 0 | 0 | 0 | 0 | 0 | 0 | 0 | 0 |
| Fern Terrace of Mayfield | 29 | 43 | 53 | 42 | 15 | 14 | 0 | 0 | 196 |
| GRAVES County Total: | 29 | 43 | 53 | 42 | 15 | 14 | 0 | 0 | 196 |
| HICKMAN | | | | | | | | | |
| Clinton Hickman County Nursing Facility | 0 | 0 | 0 | 2 | 2 | 4 | 1 | 1 | 10 |
| Clinton Place | 0 | 0 | 0 | 1 | 5 | 0 | 4 | 0 | 10 |
| HICKMAN County Total: | 0 | 0 | 0 | 3 | 7 | 4 | 5 | 1 | 20 |
| MCCRACKEN | | | | | | | | | |
| Gaither Suites at West Park | 0 | 0 | 0 | 0 | 8 | 3 | 4 | 30 | 45 |
| MCCRACKEN County Total: | 0 | 0 | 0 | 0 | 8 | 3 | 4 | 30 | 45 |
| Four Rivers CMHC Region Total: | 29 | 44 | 57 | 59 | 60 | 66 | 23 | 66 | 404 |
| Kentucky River | | | | | | | | | |
| KNOTT | | | | | | | | | |
| Caney Creek Rehabilitation Complex | 0 | 0 | 0 | 0 | 0 | 0 | 0 | 0 | 0 |
| Golden Years Rest Home | 14 | 22 | 15 | 11 | 20 | 18 | 16 | 6 | 122 |
| KNOTT County Total: | 14 | 22 | 15 | 11 | 20 | 18 | 16 | 6 | 122 |
| OWSLEY | | | | | | | | | |
| Owsley County Health Care Center | 0 | 0 | 0 | 0 | 0 | 1 | 1 | 0 | 2 |
| OWSLEY County Total: | 0 | 0 | 0 | 0 | 0 | 1 | 1 | 0 | 2 |
| Kentucky River CMHC Region Total: | 14 | 22 | 15 | 11 | 20 | 19 | 17 | 6 | 124 |

*CMHC - Community Mental Health Center

*SMI - Severe Mental Illness

2017 ANNUAL KENTUCKY LONG TERM CARE UTILIZATION AND SERVICE REPORT

Table 2B - Personal Care Bed Resident Census by Age Group and CMHC Region

| CMHC Region / County / Facility | 18-34 | | 35-64 | | 65-84 | | 85 & Older | | Total |
|------------------------------------------------|-----------|-----------|------------|------------|-----------|-----------|------------|-----------|------------|
| | Male | Female | Male | Female | Male | Female | Male | Female | |
| LifeSkills | | | | | | | | | |
| ALLEN | | | | | | | | | |
| Cornerstone Manor | 8 | 2 | 39 | 15 | 4 | 3 | 0 | 0 | 71 |
| Scottsville Manor | 2 | 2 | 13 | 13 | 4 | 5 | 0 | 1 | 40 |
| ALLEN County Total: | 10 | 4 | 52 | 28 | 8 | 8 | 0 | 1 | 111 |
| BARREN | | | | | | | | | |
| NHC HealthCare, Glasgow | 0 | 0 | 0 | 1 | 1 | 3 | 2 | 1 | 8 |
| BARREN County Total: | 0 | 0 | 0 | 1 | 1 | 3 | 2 | 1 | 8 |
| EDMONSON | | | | | | | | | |
| Edmonson Center | 0 | 0 | 1 | 2 | 3 | 9 | 0 | 1 | 16 |
| EDMONSON County Total: | 0 | 0 | 1 | 2 | 3 | 9 | 0 | 1 | 16 |
| HART | | | | | | | | | |
| Hart County Manor | 0 | 0 | 35 | 33 | 7 | 1 | 1 | 0 | 77 |
| HART County Total: | 0 | 0 | 35 | 33 | 7 | 1 | 1 | 0 | 77 |
| METCALFE | | | | | | | | | |
| Harper's Home for the Aged | 0 | 0 | 14 | 1 | 11 | 1 | 0 | 0 | 27 |
| Metcalfe Health Care Center | 0 | 0 | 1 | 1 | 6 | 9 | 2 | 3 | 22 |
| METCALFE County Total: | 0 | 0 | 15 | 2 | 17 | 10 | 2 | 3 | 49 |
| SIMPSON | | | | | | | | | |
| Lewis Memorial Methodist Home | 0 | 0 | 0 | 3 | 1 | 19 | 0 | 7 | 30 |
| SIMPSON County Total: | 0 | 0 | 0 | 3 | 1 | 19 | 0 | 7 | 30 |
| WARREN | | | | | | | | | |
| Christian Health Center, Bowling Green | 0 | 0 | 1 | 0 | 6 | 18 | 17 | 28 | 70 |
| Fern Terrace of Bowling Green | 4 | 4 | 68 | 68 | 19 | 19 | 0 | 1 | 183 |
| The Haven At Massey Springs | 0 | 0 | 0 | 0 | 5 | 6 | 4 | 6 | 21 |
| WARREN County Total: | 4 | 4 | 69 | 68 | 30 | 43 | 21 | 35 | 274 |
| LifeSkills CMHC Region Total: | 14 | 8 | 172 | 137 | 67 | 93 | 26 | 48 | 565 |
| Mountain | | | | | | | | | |
| JOHNSON | | | | | | | | | |
| Venture Home of Paintsville | 9 | 11 | 33 | 39 | 3 | 2 | 0 | 0 | 97 |
| JOHNSON County Total: | 9 | 11 | 33 | 39 | 3 | 2 | 0 | 0 | 97 |
| MAGOFFIN | | | | | | | | | |
| Salyersville Nursing and Rehabilitation Center | 0 | 0 | 0 | 0 | 0 | 0 | 0 | 0 | 0 |
| MAGOFFIN County Total: | 0 | 0 | 0 | 0 | 0 | 0 | 0 | 0 | 0 |

*CMHC - Community Mental Health Center

*SMI - Severe Mental Illness

2017 ANNUAL KENTUCKY LONG TERM CARE UTILIZATION AND SERVICE REPORT

Table 2B - Personal Care Bed Resident Census by Age Group and CMHC Region

| CMHC Region / County / Facility | 18-34 | | 35-64 | | 65-84 | | 85 & Older | | Total |
|----------------------------------------|----------|-----------|-----------|-----------|-----------|------------|------------|------------|------------|
| | Male | Female | Male | Female | Male | Female | Male | Female | |
| MARTIN | | | | | | | | | |
| Martin County Health Care Facility | 0 | 0 | 2 | 0 | 2 | 0 | 0 | 0 | 4 |
| MARTIN County Total: | 0 | 0 | 2 | 0 | 2 | 0 | 0 | 0 | 4 |
| PIKE | | | | | | | | | |
| Good Shepherd Community Nursing Center | 0 | 0 | 0 | 0 | 0 | 1 | 0 | 1 | 2 |
| PIKE County Total: | 0 | 0 | 0 | 0 | 0 | 1 | 0 | 1 | 2 |
| Mountain CMHC Region Total: | 9 | 11 | 35 | 39 | 5 | 3 | 0 | 1 | 103 |
| NorthKey | | | | | | | | | |
| BOONE | | | | | | | | | |
| Colonial Gardens | 0 | 0 | 0 | 0 | 14 | 17 | 20 | 62 | 113 |
| BOONE County Total: | 0 | 0 | 0 | 0 | 14 | 17 | 20 | 62 | 113 |
| CAMPBELL | | | | | | | | | |
| Baptist Convalescent Center | 0 | 0 | 1 | 0 | 3 | 8 | 3 | 10 | 25 |
| Carmel Manor | 0 | 0 | 0 | 0 | 4 | 5 | 2 | 20 | 31 |
| CAMPBELL County Total: | 0 | 0 | 1 | 0 | 7 | 13 | 5 | 30 | 56 |
| CARROLL | | | | | | | | | |
| Carrollton Manor | 1 | 2 | 12 | 11 | 8 | 4 | 0 | 0 | 38 |
| Valley Haven Rest Home | 8 | 0 | 29 | 0 | 16 | 0 | 0 | 0 | 53 |
| CARROLL County Total: | 9 | 2 | 41 | 11 | 24 | 4 | 0 | 0 | 91 |
| GRANT | | | | | | | | | |
| Jonesville Rest Home | 5 | 4 | 17 | 8 | 1 | 1 | 0 | 0 | 36 |
| GRANT County Total: | 5 | 4 | 17 | 8 | 1 | 1 | 0 | 0 | 36 |
| KENTON | | | | | | | | | |
| Brookdale Edgewood | 0 | 0 | 0 | 0 | 16 | 28 | 39 | 50 | 133 |
| Covington Ladies Home | 0 | 0 | 0 | 1 | 0 | 21 | 0 | 12 | 34 |
| Emerald Trace | 0 | 0 | 0 | 0 | 2 | 9 | 4 | 6 | 21 |
| Ivy Knoll | 0 | 0 | 6 | 5 | 9 | 15 | 7 | 22 | 64 |
| Madonna Manor | 0 | 0 | 0 | 0 | 4 | 9 | 6 | 28 | 47 |
| Regency Manor | 0 | 0 | 10 | 16 | 8 | 47 | 0 | 1 | 82 |
| Regency Manor North | 0 | 0 | 13 | 7 | 22 | 11 | 1 | 1 | 55 |
| St Charles Care Center | 0 | 0 | 0 | 0 | 4 | 5 | 9 | 31 | 49 |
| KENTON County Total: | 0 | 0 | 29 | 29 | 65 | 145 | 66 | 151 | 485 |
| PENDLETON | | | | | | | | | |
| Falmouth Nursing Home | 0 | 0 | 13 | 13 | 6 | 1 | 0 | 0 | 33 |

*CMHC - Community Mental Health Center

*SMI - Severe Mental Illness

2017 ANNUAL KENTUCKY LONG TERM CARE UTILIZATION AND SERVICE REPORT

Table 2B - Personal Care Bed Resident Census by Age Group and CMHC Region

| CMHC Region / County / Facility | 18-34 | | 35-64 | | 65-84 | | 85 & Older | | Total |
|------------------------------------------------|-----------|-----------|------------|-----------|------------|------------|------------|------------|------------|
| | Male | Female | Male | Female | Male | Female | Male | Female | |
| The Front Gate | 0 | 0 | 20 | 7 | 3 | 3 | 0 | 0 | 33 |
| PENDLETON County Total: | 0 | 0 | 33 | 20 | 9 | 4 | 0 | 0 | 66 |
| NorthKey CMHC Region Total: | 14 | 6 | 121 | 68 | 120 | 184 | 91 | 243 | 847 |
| Pathways | | | | | | | | | |
| BOYD | | | | | | | | | |
| Artrips Personal Care Home | 2 | 1 | 5 | 5 | 4 | 3 | 1 | 1 | 22 |
| Hamilton's Personal Care Home | 0 | 0 | 0 | 0 | 0 | 0 | 0 | 0 | 0 |
| King's Daughters And Sons Home | 0 | 0 | 0 | 0 | 3 | 4 | 12 | 29 | 48 |
| BOYD County Total: | 2 | 1 | 5 | 5 | 7 | 7 | 13 | 30 | 70 |
| GREENUP | | | | | | | | | |
| Frasure's Personal Care Home | 9 | 7 | 16 | 21 | 14 | 17 | 0 | 0 | 84 |
| Morning Pointe Of Russell | 0 | 0 | 0 | 1 | 17 | 26 | 24 | 42 | 110 |
| Oakmont Manor | 0 | 0 | 0 | 0 | 0 | 0 | 0 | 0 | 0 |
| Russell Convalescent Home | 5 | 5 | 16 | 9 | 2 | 0 | 0 | 0 | 37 |
| The Lantern At Morning Pointe Alzheimers and | 0 | 0 | 0 | 0 | 3 | 9 | 8 | 13 | 33 |
| Trinity Station Retirement Community | 0 | 0 | 0 | 0 | 7 | 8 | 10 | 18 | 43 |
| GREENUP County Total: | 14 | 12 | 32 | 31 | 43 | 60 | 42 | 73 | 307 |
| LAWRENCE | | | | | | | | | |
| The Jordan Center | 0 | 0 | 1 | 1 | 0 | 0 | 0 | 0 | 2 |
| LAWRENCE County Total: | 0 | 0 | 1 | 1 | 0 | 0 | 0 | 0 | 2 |
| MENIFEE | | | | | | | | | |
| Edgewood Estates | 0 | 0 | 2 | 0 | 4 | 1 | 0 | 0 | 7 |
| MENIFEE County Total: | 0 | 0 | 2 | 0 | 4 | 1 | 0 | 0 | 7 |
| MONTGOMERY | | | | | | | | | |
| Regency Memory Care | 0 | 0 | 0 | 0 | 0 | 1 | 0 | 0 | 1 |
| MONTGOMERY County Total: | 0 | 0 | 0 | 0 | 0 | 1 | 0 | 0 | 1 |
| MORGAN | | | | | | | | | |
| West Liberty Nursing and Rehabilitation Center | 0 | 0 | 0 | 0 | 0 | 2 | 0 | 0 | 2 |
| MORGAN County Total: | 0 | 0 | 0 | 0 | 0 | 2 | 0 | 0 | 2 |
| Pathways CMHC Region Total: | 16 | 13 | 40 | 37 | 54 | 71 | 55 | 103 | 389 |
| Pennyroyal | | | | | | | | | |
| CALDWELL | | | | | | | | | |
| Highland Homes, Inc. | 5 | 21 | 52 | 36 | 13 | 14 | 0 | 0 | 141 |
| CALDWELL County Total: | 5 | 21 | 52 | 36 | 13 | 14 | 0 | 0 | 141 |

*CMHC - Community Mental Health Center

*SMI - Severe Mental Illness

2017 ANNUAL KENTUCKY LONG TERM CARE UTILIZATION AND SERVICE REPORT

Table 2B - Personal Care Bed Resident Census by Age Group and CMHC Region

| CMHC Region / County / Facility | 18-34 | | 35-64 | | 65-84 | | 85 & Older | | Total |
|---------------------------------------------|-----------|-----------|------------|------------|------------|-----------|------------|------------|------------|
| | Male | Female | Male | Female | Male | Female | Male | Female | |
| CHRISTIAN | | | | | | | | | |
| Christian County Manor | 12 | 15 | 22 | 14 | 7 | 0 | 0 | 0 | 70 |
| Christian Health Center, Hopkinsville | 0 | 0 | 0 | 0 | 0 | 2 | 0 | 4 | 6 |
| Pennyryle Home | 5 | 21 | 74 | 78 | 17 | 7 | 3 | 3 | 208 |
| CHRISTIAN County Total: | 17 | 36 | 96 | 92 | 24 | 9 | 3 | 7 | 284 |
| CRITTENDEN | | | | | | | | | |
| Crittenden County Health and Rehabilitation | 0 | 0 | 0 | 0 | 0 | 0 | 0 | 0 | 0 |
| CRITTENDEN County Total: | 0 | 0 | 0 | 0 | 0 | 0 | 0 | 0 | 0 |
| HOPKINS | | | | | | | | | |
| The Homestead | 5 | 4 | 29 | 13 | 24 | 9 | 0 | 0 | 84 |
| The Oaks PCH/Madisonville | 2 | 2 | 24 | 18 | 6 | 5 | 0 | 0 | 57 |
| HOPKINS County Total: | 7 | 6 | 53 | 31 | 30 | 14 | 0 | 0 | 141 |
| LYON | | | | | | | | | |
| River's Bend Retirement Community | 0 | 0 | 0 | 0 | 2 | 3 | 2 | 3 | 10 |
| LYON County Total: | 0 | 0 | 0 | 0 | 2 | 3 | 2 | 3 | 10 |
| MUHLENBERG | | | | | | | | | |
| Diversicare of Greenville | 0 | 0 | 0 | 1 | 1 | 7 | 1 | 5 | 15 |
| Sparks Nursing Center | 0 | 0 | 20 | 15 | 19 | 27 | 6 | 8 | 95 |
| MUHLENBERG County Total: | 0 | 0 | 20 | 16 | 20 | 34 | 7 | 13 | 110 |
| TRIGG | | | | | | | | | |
| Better Senior Living | 0 | 0 | 8 | 34 | 35 | 9 | 1 | 0 | 87 |
| TRIGG County Total: | 0 | 0 | 8 | 34 | 35 | 9 | 1 | 0 | 87 |
| Pennyroyal CMHC Region Total: | 29 | 63 | 229 | 209 | 124 | 83 | 13 | 23 | 773 |
| River Valley | | | | | | | | | |
| DAVIESS | | | | | | | | | |
| Bishop Soenneker Home | 0 | 2 | 12 | 7 | 12 | 16 | 4 | 14 | 67 |
| Carmel Home | 0 | 0 | 0 | 0 | 5 | 14 | 17 | 81 | 117 |
| Davco Rest Home | 3 | 4 | 49 | 52 | 8 | 24 | 0 | 0 | 140 |
| Fern Terrace of Owensboro | 0 | 0 | 19 | 29 | 20 | 28 | 2 | 4 | 102 |
| Owensboro Center | 0 | 0 | 2 | 1 | 6 | 4 | 2 | 1 | 16 |
| DAVIESS County Total: | 3 | 6 | 82 | 89 | 51 | 86 | 25 | 100 | 442 |
| HANCOCK | | | | | | | | | |
| The Oaks PCH/Lewisport | 6 | 0 | 43 | 7 | 7 | 2 | 0 | 0 | 65 |
| HANCOCK County Total: | 6 | 0 | 43 | 7 | 7 | 2 | 0 | 0 | 65 |

*CMHC - Community Mental Health Center

*SMI - Severe Mental Illness

2017 ANNUAL KENTUCKY LONG TERM CARE UTILIZATION AND SERVICE REPORT

Table 2B - Personal Care Bed Resident Census by Age Group and CMHC Region

| CMHC Region / County / Facility | 18-34 | | 35-64 | | 65-84 | | 85 & Older | | Total |
|------------------------------------------------|-----------|----------|------------|------------|-----------|------------|------------|------------|------------|
| | Male | Female | Male | Female | Male | Female | Male | Female | |
| HENDERSON | | | | | | | | | |
| Henderson Manor | 1 | 3 | 11 | 15 | 7 | 9 | 0 | 0 | 46 |
| HENDERSON County Total: | 1 | 3 | 11 | 15 | 7 | 9 | 0 | 0 | 46 |
| MCLEAN | | | | | | | | | |
| Sunny Acres | 0 | 0 | 21 | 4 | 6 | 2 | 0 | 0 | 33 |
| MCLEAN County Total: | 0 | 0 | 21 | 4 | 6 | 2 | 0 | 0 | 33 |
| OHIO | | | | | | | | | |
| Beaver Dam Nursing and Rehab Center | 0 | 0 | 12 | 9 | 8 | 8 | 3 | 3 | 43 |
| OHIO County Total: | 0 | 0 | 12 | 9 | 8 | 8 | 3 | 3 | 43 |
| UNION | | | | | | | | | |
| Breckinridge Place | 0 | 0 | 0 | 1 | 0 | 5 | 0 | 0 | 6 |
| UNION County Total: | 0 | 0 | 0 | 1 | 0 | 5 | 0 | 0 | 6 |
| River Valley CMHC Region Total: | 10 | 9 | 169 | 125 | 79 | 112 | 28 | 103 | 635 |
| Seven Counties | | | | | | | | | |
| BULLITT | | | | | | | | | |
| Colonial House of Shepherdsville | 0 | 2 | 29 | 25 | 6 | 7 | 0 | 0 | 69 |
| BULLITT County Total: | 0 | 2 | 29 | 25 | 6 | 7 | 0 | 0 | 69 |
| JEFFERSON | | | | | | | | | |
| Barton House of Louisville #1 | 0 | 0 | 0 | 5 | 6 | 6 | 8 | 13 | 38 |
| Belmont Village | 0 | 0 | 1 | 2 | 19 | 41 | 16 | 94 | 173 |
| Brookdale Blankenbaker | 0 | 0 | 2 | 0 | 29 | 48 | 3 | 18 | 100 |
| Brookdale Stonestreet | 0 | 0 | 0 | 0 | 4 | 4 | 7 | 14 | 29 |
| Eastern Star Home in KY | 0 | 0 | 0 | 0 | 2 | 5 | 2 | 9 | 18 |
| Episcopal Church Home | 0 | 0 | 0 | 0 | 35 | 21 | 13 | 76 | 145 |
| Forest Hills Commons | 0 | 0 | 1 | 1 | 17 | 22 | 29 | 34 | 104 |
| Forest Springs Health Campus | 0 | 0 | 0 | 0 | 7 | 11 | 11 | 26 | 55 |
| Heartsong Memory Care | 0 | 0 | 0 | 2 | 13 | 23 | 9 | 17 | 64 |
| Little Sisters of the Poor - St. Joseph's Home | 0 | 0 | 0 | 0 | 1 | 5 | 2 | 12 | 20 |
| Louisville Protestant Altenheim | 0 | 0 | 0 | 1 | 5 | 12 | 7 | 7 | 32 |
| Masonic Home of Louisville | 0 | 0 | 1 | 3 | 11 | 44 | 24 | 57 | 140 |
| Morning Pointe Of Louisville At South | 0 | 0 | 0 | 3 | 14 | 39 | 24 | 25 | 105 |
| Nazareth Home | 0 | 0 | 0 | 0 | 1 | 25 | 12 | 40 | 78 |
| Nazareth Home Clifton | 0 | 0 | 0 | 0 | 2 | 7 | 2 | 9 | 20 |
| Park Louisville | 0 | 0 | 2 | 1 | 10 | 12 | 9 | 12 | 46 |
| Parr's at Springhurst | 0 | 0 | 0 | 0 | 7 | 23 | 19 | 79 | 128 |

*CMHC - Community Mental Health Center

*SMI - Severe Mental Illness

2017 ANNUAL KENTUCKY LONG TERM CARE UTILIZATION AND SERVICE REPORT

Table 2B - Personal Care Bed Resident Census by Age Group and CMHC Region

| CMHC Region / County / Facility | 18-34 | | 35-64 | | 65-84 | | 85 & Older | | Total |
|--------------------------------------------|------------|------------|--------------|------------|--------------|--------------|------------|--------------|--------------|
| | Male | Female | Male | Female | Male | Female | Male | Female | |
| Rose Anna Hughes Home/Westminster | 0 | 0 | 1 | 1 | 5 | 10 | 14 | 34 | 65 |
| Sunrise of Louisville | 0 | 0 | 0 | 0 | 17 | 32 | 4 | 72 | 125 |
| Symphony at Oaklawn | 0 | 0 | 1 | 0 | 7 | 29 | 30 | 62 | 129 |
| The Forum at Brookside | 0 | 0 | 0 | 1 | 2 | 4 | 3 | 24 | 34 |
| The Lantern At Morning Pointe (Louisville) | 0 | 0 | 0 | 0 | 4 | 26 | 0 | 0 | 30 |
| Thrive At Beckley Creek | 0 | 0 | 2 | 0 | 21 | 28 | 10 | 25 | 86 |
| Treyton Oaks Towers | 0 | 0 | 0 | 1 | 3 | 4 | 7 | 34 | 49 |
| Wesley Manor | 0 | 0 | 0 | 0 | 9 | 13 | 6 | 17 | 45 |
| Westport Place Health Campus | 0 | 0 | 0 | 1 | 0 | 10 | 4 | 13 | 28 |
| JEFFERSON County Total: | 0 | 0 | 11 | 22 | 251 | 504 | 275 | 823 | 1,886 |
| SHELBY | | | | | | | | | |
| Colonial Hall Manor | 5 | 2 | 30 | 15 | 12 | 12 | 0 | 0 | 76 |
| Masonic Home of Shelbyville | 0 | 0 | 0 | 0 | 2 | 11 | 3 | 30 | 46 |
| SHELBY County Total: | 5 | 2 | 30 | 15 | 14 | 23 | 3 | 30 | 122 |
| Seven Counties CMHC Region Total: | 5 | 4 | 70 | 62 | 271 | 534 | 278 | 853 | 2,077 |
| State Total | 179 | 193 | 1,180 | 985 | 1,117 | 1,735 | 796 | 2,062 | 8,247 |

*CMHC - Community Mental Health Center

*SMI - Severe Mental Illness

2017 ANNUAL KENTUCKY LONG TERM CARE UTILIZATION AND SERVICE REPORT

Table 2C - Personal Care Bed Census & Inpatient Days for Individuals With SMI

| CMHC Region / County / Facility | 18-34 | | 35-64 | | 65-84 | | 85 & Older | | Total | |
|---------------------------------------------|------------|--------------------|------------|--------------------|------------|--------------------|------------|--------------------|------------|--------------------|
| | SMI Census | SMI Inpatient Days | SMI Census | SMI Inpatient Days | SMI Census | SMI Inpatient Days | SMI Census | SMI Inpatient Days | SMI Census | SMI Inpatient Days |
| Adanta | | | | | | | | | | |
| MCCREARY | | | | | | | | | | |
| Cumberland Manor Rest Home | 0 | 0 | 49 | 10550 | 16 | 6195 | 0 | 0 | 65 | 16,745 |
| MCCREARY County Total: | 0 | 0 | 49 | 10,550 | 16 | 6,195 | 0 | 0 | 65 | 16,745 |
| PULASKI | | | | | | | | | | |
| Crestview Personal Care | 0 | 0 | 11 | 3071 | 21 | 6324 | 2 | 101 | 34 | 9,496 |
| Somerview Personal Care Home | 4 | 620 | 42 | 10718 | 13 | 3383 | 0 | 0 | 59 | 14,721 |
| PULASKI County Total: | 4 | 620 | 53 | 13,789 | 34 | 9,707 | 2 | 101 | 93 | 24,217 |
| WAYNE | | | | | | | | | | |
| Dishman Personal Care Home | 8 | 1003 | 43 | 7473 | 15 | 3629 | 1 | 209 | 67 | 12,314 |
| Hicks' Golden Years Nursing Home | 0 | 0 | 0 | 0 | 0 | 0 | 0 | 0 | 0 | 0 |
| WAYNE County Total: | 8 | 1,003 | 43 | 7,473 | 15 | 3,629 | 1 | 209 | 67 | 12,314 |
| Adanta CMHC Total: | 12 | 1,623 | 145 | 31,812 | 65 | 19,531 | 3 | 310 | 225 | 53,276 |
| Bluegrass | | | | | | | | | | |
| ANDERSON | | | | | | | | | | |
| Signature Healthcare at Heritage Hall Rehab | 0 | 0 | 0 | 0 | 0 | 0 | 0 | 0 | 0 | 0 |
| Sunset Hill Personal Care Home | 0 | 0 | 0 | 0 | 0 | 0 | 0 | 0 | 0 | 0 |
| ANDERSON County Total: | 0 | 0 | 0 | 0 | 0 | 0 | 0 | 0 | 0 | 0 |
| BOURBON | | | | | | | | | | |
| Bourbon Heights | 0 | 0 | 0 | 0 | 1 | 70 | 0 | 0 | 1 | 70 |
| BOURBON County Total: | 0 | 0 | 0 | 0 | 1 | 70 | 0 | 0 | 1 | 70 |
| BOYLE | | | | | | | | | | |
| McDowell Place of Danville | 0 | 0 | 0 | 0 | 0 | 0 | 0 | 0 | 0 | 0 |
| Morning Pointe of Danville | 0 | 0 | 0 | 0 | 1 | 365 | 0 | 0 | 1 | 365 |
| BOYLE County Total: | 0 | 0 | 0 | 0 | 1 | 365 | 0 | 0 | 1 | 365 |
| ESTILL | | | | | | | | | | |
| Irvine Nursing and Rehabilitation | 0 | 0 | 0 | 0 | 0 | 0 | 0 | 0 | 0 | 0 |
| ESTILL County Total: | 0 | 0 | 0 | 0 | 0 | 0 | 0 | 0 | 0 | 0 |
| FAYETTE | | | | | | | | | | |
| Brookdale Richmond Place | 0 | 0 | 0 | 0 | 0 | 0 | 0 | 0 | 0 | 0 |
| Central Ky Recovery Center Unit 1 | 15 | 1868 | 29 | 2668 | 2 | 106 | 0 | 0 | 46 | 4,642 |

*CMHC - Community Mental Health Center

*SMI - Severe Mental Illness

2017 ANNUAL KENTUCKY LONG TERM CARE UTILIZATION AND SERVICE REPORT

Table 2C - Personal Care Bed Census & Inpatient Days for Individuals With SMI

| CMHC Region / County / Facility | 18-34 | | 35-64 | | 65-84 | | 85 & Older | | Total | |
|-----------------------------------------------|------------|--------------------|------------|--------------------|------------|--------------------|------------|--------------------|------------|--------------------|
| | SMI Census | SMI Inpatient Days | SMI Census | SMI Inpatient Days | SMI Census | SMI Inpatient Days | SMI Census | SMI Inpatient Days | SMI Census | SMI Inpatient Days |
| Central KY Recovery Center Unit 2 | 12 | 1137 | 34 | 3543 | 2 | 277 | 0 | 0 | 48 | 4,957 |
| Lantern at Morning Pointe Alz and Memory Care | 0 | 0 | 0 | 0 | 0 | 0 | 0 | 0 | 0 | 0 |
| Lexington Country Place | 0 | 0 | 0 | 0 | 0 | 0 | 0 | 0 | 0 | 0 |
| Mayfair Village Retirement Center | 0 | 0 | 0 | 0 | 0 | 0 | 0 | 0 | 0 | 0 |
| Morning Pointe of Lexington | 0 | 0 | 0 | 0 | 0 | 0 | 0 | 0 | 0 | 0 |
| Morning Pointe of Lexington East | 0 | 0 | 0 | 0 | 0 | 0 | 0 | 0 | 0 | 0 |
| Provision Living At Beaumont Centre | 0 | 0 | 0 | 0 | 0 | 0 | 0 | 0 | 0 | 0 |
| Signature Healthcare At Tanbark Rehab | 0 | 0 | 0 | 0 | 0 | 0 | 0 | 0 | 0 | 0 |
| The Breckinridge | 0 | 0 | 0 | 0 | 0 | 0 | 0 | 0 | 0 | 0 |
| The Legacy At The Willows | 0 | 0 | 0 | 0 | 0 | 0 | 0 | 0 | 0 | 0 |
| The Willows At Fritz Farm | 0 | 0 | 0 | 0 | 0 | 0 | 0 | 0 | 0 | 0 |
| The Willows at Hamburg | 0 | 0 | 0 | 0 | 0 | 0 | 0 | 0 | 0 | 0 |
| Willows at Citation | 0 | 0 | 0 | 0 | 0 | 0 | 0 | 0 | 0 | 0 |
| FAYETTE County Total: | 27 | 3,005 | 63 | 6,211 | 4 | 383 | 0 | 0 | 94 | 9,599 |
| FRANKLIN | | | | | | | | | | |
| Morning Pointe of Frankfort | 0 | 0 | 0 | 0 | 0 | 0 | 0 | 0 | 0 | 0 |
| The Lantern at Morning Pointe of Frankfort | 0 | 0 | 0 | 0 | 0 | 0 | 0 | 0 | 0 | 0 |
| FRANKLIN County Total: | 0 | 0 | 0 | 0 | 0 | 0 | 0 | 0 | 0 | 0 |
| HARRISON | | | | | | | | | | |
| Cedar Ridge Health Campus | 0 | 0 | 0 | 0 | 0 | 0 | 0 | 0 | 0 | 0 |
| Parkside Manor | 1 | 205 | 24 | 6996 | 9 | 2185 | 0 | 0 | 34 | 9,386 |
| Shady Lawn Home | 3 | 919 | 39 | 11367 | 10 | 3305 | 0 | 0 | 52 | 15,591 |
| HARRISON County Total: | 4 | 1,124 | 63 | 18,363 | 19 | 5,490 | 0 | 0 | 86 | 24,977 |
| JESSAMINE | | | | | | | | | | |
| Bridgepointe At Ashgrove Woods | 0 | 0 | 0 | 0 | 0 | 0 | 0 | 0 | 0 | 0 |
| Rose Terrace Lodge | 3 | 516 | 22 | 6248 | 12 | 3180 | 0 | 0 | 37 | 9,944 |
| Wesley Village | 0 | 0 | 0 | 0 | 0 | 0 | 0 | 0 | 0 | 0 |
| JESSAMINE County Total: | 3 | 516 | 22 | 6,248 | 12 | 3,180 | 0 | 0 | 37 | 9,944 |

*CMHC - Community Mental Health Center

*SMI - Severe Mental Illness

2017 ANNUAL KENTUCKY LONG TERM CARE UTILIZATION AND SERVICE REPORT

Table 2C - Personal Care Bed Census & Inpatient Days for Individuals With SMI

| CMHC Region / County / Facility | 18-34 | | 35-64 | | 65-84 | | 85 & Older | | Total | |
|--------------------------------------------|------------|--------------------|------------|--------------------|------------|--------------------|------------|--------------------|------------|--------------------|
| | SMI Census | SMI Inpatient Days | SMI Census | SMI Inpatient Days | SMI Census | SMI Inpatient Days | SMI Census | SMI Inpatient Days | SMI Census | SMI Inpatient Days |
| LINCOLN | | | | | | | | | | |
| Waynesburg Manor | 0 | 0 | 19 | 6205 | 6 | 2555 | 0 | 730 | 25 | 9,490 |
| LINCOLN County Total: | 0 | 0 | 19 | 6,205 | 6 | 2,555 | 0 | 730 | 25 | 9,490 |
| MADISON | | | | | | | | | | |
| Morning Pointe of Richmond | 0 | 0 | 0 | 0 | 0 | 0 | 0 | 0 | 0 | 0 |
| Telford Terrace | 0 | 0 | 0 | 0 | 1 | 334 | 1 | 43 | 2 | 377 |
| MADISON County Total: | 0 | 0 | 0 | 0 | 1 | 334 | 1 | 43 | 2 | 377 |
| POWELL | | | | | | | | | | |
| Stanton Nursing and Rehabilitation Center | 0 | 0 | 0 | 0 | 1 | 263 | 0 | 0 | 1 | 263 |
| POWELL County Total: | 0 | 0 | 0 | 0 | 1 | 263 | 0 | 0 | 1 | 263 |
| WOODFORD | | | | | | | | | | |
| Taylor Manor Nursing Home | 0 | 0 | 0 | 0 | 0 | 0 | 0 | 0 | 0 | 0 |
| The Homeplace At Midway | 0 | 0 | 0 | 0 | 0 | 0 | 0 | 0 | 0 | 0 |
| WOODFORD County Total: | 0 | 0 | 0 | 0 | 0 | 0 | 0 | 0 | 0 | 0 |
| Bluegrass CMHC Total: | 34 | 4,645 | 167 | 37,027 | 45 | 12,640 | 1 | 773 | 247 | 55,085 |
| Communicare | | | | | | | | | | |
| GRAYSON | | | | | | | | | | |
| Grayson Manor | 0 | 0 | 0 | 0 | 0 | 0 | 0 | 0 | 0 | 0 |
| GRAYSON County Total: | 0 | 0 | 0 | 0 | 0 | 0 | 0 | 0 | 0 | 0 |
| HARDIN | | | | | | | | | | |
| Signature Healthcare at North Hardin Rehab | 0 | 0 | 0 | 0 | 1 | 365 | 0 | 0 | 1 | 365 |
| HARDIN County Total: | 0 | 0 | 0 | 0 | 1 | 365 | 0 | 0 | 1 | 365 |
| MARION | | | | | | | | | | |
| Loretto Motherhouse Infirmary | 0 | 0 | 0 | 0 | 4 | 808 | 8 | 2757 | 12 | 3,565 |
| The Village of Lebanon II | 0 | 0 | 0 | 0 | 0 | 0 | 0 | 0 | 0 | 0 |
| MARION County Total: | 0 | 0 | 0 | 0 | 4 | 808 | 8 | 2,757 | 12 | 3,565 |
| MEADE | | | | | | | | | | |
| Brandenburg Nursing and | 0 | 0 | 0 | 0 | 0 | 0 | 0 | 0 | 0 | 0 |
| MEADE County Total: | 0 | 0 | 0 | 0 | 0 | 0 | 0 | 0 | 0 | 0 |

*CMHC - Community Mental Health Center

*SMI - Severe Mental Illness

2017 ANNUAL KENTUCKY LONG TERM CARE UTILIZATION AND SERVICE REPORT

Table 2C - Personal Care Bed Census & Inpatient Days for Individuals With SMI

| CMHC Region / County / Facility | 18-34 | | 35-64 | | 65-84 | | 85 & Older | | Total | |
|-------------------------------------|------------|--------------------|------------|--------------------|------------|--------------------|------------|--------------------|------------|--------------------|
| | SMI Census | SMI Inpatient Days | SMI Census | SMI Inpatient Days | SMI Census | SMI Inpatient Days | SMI Census | SMI Inpatient Days | SMI Census | SMI Inpatient Days |
| NELSON | | | | | | | | | | |
| Windsor Gardens CCRC | 0 | 0 | 0 | 0 | 2 | 132 | 0 | 0 | 2 | 132 |
| NELSON County Total: | 0 | 0 | 0 | 0 | 2 | 132 | 0 | 0 | 2 | 132 |
| WASHINGTON | | | | | | | | | | |
| Sansbury Care Center | 0 | 0 | 0 | 0 | 0 | 0 | 0 | 0 | 0 | 0 |
| WASHINGTON County Total: | 0 | 0 | 0 | 0 | 0 | 0 | 0 | 0 | 0 | 0 |
| Communicare CMHC Total: | 0 | 0 | 0 | 0 | 7 | 1,305 | 8 | 2,757 | 15 | 4,062 |
| Cumberland River | | | | | | | | | | |
| BELL | | | | | | | | | | |
| Generations Center of Middlesboro | 0 | 0 | 42 | 10200 | 49 | 12218 | 0 | 0 | 91 | 22,418 |
| BELL County Total: | 0 | 0 | 42 | 10,200 | 49 | 12,218 | 0 | 0 | 91 | 22,418 |
| HARLAN | | | | | | | | | | |
| The Laurels | 0 | 0 | 48 | 13698 | 35 | 11640 | 1 | 365 | 84 | 25,703 |
| HARLAN County Total: | 0 | 0 | 48 | 13,698 | 35 | 11,640 | 1 | 365 | 84 | 25,703 |
| KNOX | | | | | | | | | | |
| Christian Health Center - Corbin | 0 | 0 | 0 | 0 | 0 | 0 | 0 | 0 | 0 | 0 |
| KNOX County Total: | 0 | 0 | 0 | 0 | 0 | 0 | 0 | 0 | 0 | 0 |
| Cumberland River CMHC Total: | 0 | 0 | 90 | 23,898 | 84 | 23,858 | 1 | 365 | 175 | 48,121 |
| Four Rivers | | | | | | | | | | |
| CALLOWAY | | | | | | | | | | |
| Fern Terrace of Murray | 0 | 0 | 3 | 725 | 15 | 4289 | 1 | 103 | 19 | 5,117 |
| Gardens At Hickory Woods | 0 | 0 | 0 | 0 | 0 | 0 | 0 | 0 | 0 | 0 |
| CALLOWAY County Total: | 0 | 0 | 3 | 725 | 15 | 4,289 | 1 | 103 | 19 | 5,117 |
| CARLISLE | | | | | | | | | | |
| Countryside Center | 1 | 365 | 0 | 0 | 0 | 0 | 0 | 0 | 1 | 365 |
| CARLISLE County Total: | 1 | 365 | 0 | 0 | 0 | 0 | 0 | 0 | 1 | 365 |
| GRAVES | | | | | | | | | | |
| Autumn Ridge Personal Care | 0 | 0 | 0 | 0 | 0 | 0 | 0 | 0 | 0 | 0 |
| Fern Terrace of Mayfield | 0 | 0 | 0 | 0 | 0 | 0 | 0 | 0 | 0 | 0 |
| GRAVES County Total: | 0 | 0 | 0 | 0 | 0 | 0 | 0 | 0 | 0 | 0 |
| HICKMAN | | | | | | | | | | |
| Clinton Hickman County Nursing | 0 | 0 | 0 | 0 | 0 | 0 | 0 | 0 | 0 | 0 |

*CMHC - Community Mental Health Center

*SMI - Severe Mental Illness

2017 ANNUAL KENTUCKY LONG TERM CARE UTILIZATION AND SERVICE REPORT

Table 2C - Personal Care Bed Census & Inpatient Days for Individuals With SMI

| CMHC Region / County / Facility | 18-34 | | 35-64 | | 65-84 | | 85 & Older | | Total | |
|------------------------------------|------------|--------------------|------------|--------------------|------------|--------------------|------------|--------------------|------------|--------------------|
| | SMI Census | SMI Inpatient Days | SMI Census | SMI Inpatient Days | SMI Census | SMI Inpatient Days | SMI Census | SMI Inpatient Days | SMI Census | SMI Inpatient Days |
| Clinton Place | 0 | 0 | 0 | 0 | 0 | 0 | 0 | 0 | 0 | 0 |
| HICKMAN County Total: | 0 | 0 | 0 | 0 | 0 | 0 | 0 | 0 | 0 | 0 |
| MCCRACKEN | | | | | | | | | | |
| Gaither Suites at West Park | 0 | 0 | 0 | 0 | 0 | 0 | 0 | 0 | 0 | 0 |
| MCCRACKEN County Total: | 0 | 0 | 0 | 0 | 0 | 0 | 0 | 0 | 0 | 0 |
| Four Rivers CMHC Total: | 1 | 365 | 3 | 725 | 15 | 4,289 | 1 | 103 | 20 | 5,482 |
| Kentucky River | | | | | | | | | | |
| KNOTT | | | | | | | | | | |
| Caney Creek Rehabilitation Complex | 0 | 0 | 0 | 0 | 0 | 0 | 0 | 0 | 0 | 0 |
| Golden Years Rest Home | 36 | 11840 | 26 | 9490 | 38 | 5885 | 22 | 2350 | 122 | 29,565 |
| KNOTT County Total: | 36 | 11,840 | 26 | 9,490 | 38 | 5,885 | 22 | 2,350 | 122 | 29,565 |
| OWSLEY | | | | | | | | | | |
| Owsley County Health Care Center | 0 | 0 | 0 | 0 | 1 | 365 | 0 | 0 | 1 | 365 |
| OWSLEY County Total: | 0 | 0 | 0 | 0 | 1 | 365 | 0 | 0 | 1 | 365 |
| Kentucky River CMHC Total: | 36 | 11,840 | 26 | 9,490 | 39 | 6,250 | 22 | 2,350 | 123 | 29,930 |
| LifeSkills | | | | | | | | | | |
| ALLEN | | | | | | | | | | |
| Cornerstone Manor | 10 | 2774 | 53 | 6725 | 7 | 1948 | 0 | 0 | 70 | 11,447 |
| Scottsville Manor | 3 | 413 | 26 | 5944 | 7 | 2173 | 0 | 0 | 36 | 8,530 |
| ALLEN County Total: | 13 | 3,187 | 79 | 12,669 | 14 | 4,121 | 0 | 0 | 106 | 19,977 |
| BARREN | | | | | | | | | | |
| NHC HealthCare, Glasgow | 0 | 0 | 0 | 0 | 0 | 0 | 0 | 0 | 0 | 0 |
| BARREN County Total: | 0 | 0 | 0 | 0 | 0 | 0 | 0 | 0 | 0 | 0 |
| EDMONSON | | | | | | | | | | |
| Edmonson Center | 0 | 0 | 0 | 0 | 0 | 0 | 0 | 0 | 0 | 0 |
| EDMONSON County Total: | 0 | 0 | 0 | 0 | 0 | 0 | 0 | 0 | 0 | 0 |
| HART | | | | | | | | | | |
| Hart County Manor | 0 | 2190 | 60 | 12775 | 8 | 3285 | 0 | 365 | 68 | 18,615 |
| HART County Total: | 0 | 2,190 | 60 | 12,775 | 8 | 3,285 | 0 | 365 | 68 | 18,615 |
| METCALFE | | | | | | | | | | |
| Harper's Home for the Aged | 0 | 0 | 0 | 0 | 0 | 0 | 0 | 0 | 0 | 0 |

*CMHC - Community Mental Health Center

*SMI - Severe Mental Illness

2017 ANNUAL KENTUCKY LONG TERM CARE UTILIZATION AND SERVICE REPORT

Table 2C - Personal Care Bed Census & Inpatient Days for Individuals With SMI

| CMHC Region / County / Facility | 18-34 | | 35-64 | | 65-84 | | 85 & Older | | Total | |
|-----------------------------------------|------------|--------------------|------------|--------------------|------------|--------------------|------------|--------------------|------------|--------------------|
| | SMI Census | SMI Inpatient Days | SMI Census | SMI Inpatient Days | SMI Census | SMI Inpatient Days | SMI Census | SMI Inpatient Days | SMI Census | SMI Inpatient Days |
| Metcalf Health Care Center | 0 | 0 | 0 | 0 | 0 | 0 | 0 | 0 | 0 | 0 |
| METCALFE County Total: | 0 | 0 | 0 | 0 | 0 | 0 | 0 | 0 | 0 | 0 |
| SIMPSON | | | | | | | | | | |
| Lewis Memorial Methodist Home | 0 | 0 | 1 | 365 | 3 | 797 | 0 | 0 | 4 | 1,162 |
| SIMPSON County Total: | 0 | 0 | 1 | 365 | 3 | 797 | 0 | 0 | 4 | 1,162 |
| WARREN | | | | | | | | | | |
| Christian Health Center, Bowling Green | 0 | 0 | 0 | 0 | 0 | 0 | 0 | 0 | 0 | 0 |
| Fern Terrace of Bowling Green | 8 | 2920 | 133 | 48545 | 35 | 12775 | 1 | 365 | 177 | 64,605 |
| The Haven At Massey Springs | 0 | 0 | 0 | 0 | 8 | 578 | 3 | 493 | 11 | 1,071 |
| WARREN County Total: | 8 | 2,920 | 133 | 48,545 | 43 | 13,353 | 4 | 858 | 188 | 65,676 |
| LifeSkills CMHC Total: | 21 | 8,297 | 273 | 74,354 | 68 | 21,556 | 4 | 1,223 | 366 | 105,430 |
| Mountain | | | | | | | | | | |
| JOHNSON | | | | | | | | | | |
| Venture Home of Paintsville | 20 | 3154 | 72 | 10177 | 5 | 1367 | 0 | 0 | 97 | 14,698 |
| JOHNSON County Total: | 20 | 3,154 | 72 | 10,177 | 5 | 1,367 | 0 | 0 | 97 | 14,698 |
| MAGOFFIN | | | | | | | | | | |
| Salyersville Nursing and Rehabilitation | 0 | 0 | 0 | 0 | 0 | 0 | 0 | 0 | 0 | 0 |
| MAGOFFIN County Total: | 0 | 0 | 0 | 0 | 0 | 0 | 0 | 0 | 0 | 0 |
| MARTIN | | | | | | | | | | |
| Martin County Health Care Facility | 0 | 0 | 0 | 0 | 0 | 0 | 0 | 0 | 0 | 0 |
| MARTIN County Total: | 0 | 0 | 0 | 0 | 0 | 0 | 0 | 0 | 0 | 0 |
| PIKE | | | | | | | | | | |
| Good Shepherd Community Nursing Center | 0 | 0 | 0 | 0 | 1 | 365 | 0 | 0 | 1 | 365 |
| PIKE County Total: | 0 | 0 | 0 | 0 | 1 | 365 | 0 | 0 | 1 | 365 |
| Mountain CMHC Total: | 20 | 3,154 | 72 | 10,177 | 6 | 1,732 | 0 | 0 | 98 | 15,063 |
| NorthKey | | | | | | | | | | |
| BOONE | | | | | | | | | | |
| Colonial Gardens | 0 | 0 | 0 | 0 | 0 | 0 | 0 | 0 | 0 | 0 |
| BOONE County Total: | 0 | 0 | 0 | 0 | 0 | 0 | 0 | 0 | 0 | 0 |

*CMHC - Community Mental Health Center

*SMI - Severe Mental Illness

2017 ANNUAL KENTUCKY LONG TERM CARE UTILIZATION AND SERVICE REPORT

Table 2C - Personal Care Bed Census & Inpatient Days for Individuals With SMI

| CMHC Region / County / Facility | 18-34 | | 35-64 | | 65-84 | | 85 & Older | | Total | |
|---------------------------------|------------|--------------------|------------|--------------------|------------|--------------------|------------|--------------------|------------|--------------------|
| | SMI Census | SMI Inpatient Days | SMI Census | SMI Inpatient Days | SMI Census | SMI Inpatient Days | SMI Census | SMI Inpatient Days | SMI Census | SMI Inpatient Days |
| CAMPBELL | | | | | | | | | | |
| Baptist Convalescent Center | 0 | 0 | 0 | 0 | 0 | 0 | 0 | 0 | 0 | 0 |
| Carmel Manor | 0 | 0 | 0 | 0 | 2 | 730 | 0 | 0 | 2 | 730 |
| CAMPBELL County Total: | 0 | 0 | 0 | 0 | 2 | 730 | 0 | 0 | 2 | 730 |
| CARROLL | | | | | | | | | | |
| Carrollton Manor | 3 | 690 | 21 | 6781 | 10 | 3337 | 0 | 0 | 34 | 10,808 |
| Valley Haven Rest Home | 6 | 2190 | 26 | 9490 | 11 | 4015 | 0 | 0 | 43 | 15,695 |
| CARROLL County Total: | 9 | 2,880 | 47 | 16,271 | 21 | 7,352 | 0 | 0 | 77 | 26,503 |
| GRANT | | | | | | | | | | |
| Jonesville Rest Home | 9 | 1234 | 25 | 5708 | 2 | 730 | 0 | 0 | 36 | 7,672 |
| GRANT County Total: | 9 | 1,234 | 25 | 5,708 | 2 | 730 | 0 | 0 | 36 | 7,672 |
| KENTON | | | | | | | | | | |
| Brookdale Edgewood | 0 | 0 | 0 | 0 | 0 | 0 | 0 | 0 | 0 | 0 |
| Covington Ladies Home | 0 | 0 | 0 | 0 | 0 | 0 | 0 | 0 | 0 | 0 |
| Emerald Trace | 0 | 0 | 0 | 0 | 0 | 0 | 0 | 0 | 0 | 0 |
| Ivy Knoll | 0 | 0 | 1 | 365 | 0 | 0 | 0 | 0 | 1 | 365 |
| Madonna Manor | 0 | 0 | 0 | 0 | 0 | 0 | 0 | 0 | 0 | 0 |
| Regency Manor | 0 | 0 | 8 | 4126 | 4 | 1940 | 0 | 0 | 12 | 6,066 |
| Regency Manor North | 1 | 149 | 7 | 1479 | 7 | 1847 | 0 | 0 | 15 | 3,475 |
| St Charles Care Center | 0 | 0 | 0 | 0 | 0 | 0 | 0 | 0 | 0 | 0 |
| KENTON County Total: | 1 | 149 | 16 | 5,970 | 11 | 3,787 | 0 | 0 | 28 | 9,906 |
| PENDLETON | | | | | | | | | | |
| Falmouth Nursing Home | 0 | 0 | 20 | 0 | 1 | 0 | 0 | 0 | 21 | 0 |
| The Front Gate | 0 | 0 | 27 | 9855 | 6 | 2190 | 0 | 0 | 33 | 12,045 |
| PENDLETON County Total: | 0 | 0 | 47 | 9,855 | 7 | 2,190 | 0 | 0 | 54 | 12,045 |
| NorthKey CMHC Total: | 19 | 4,263 | 135 | 37,804 | 43 | 14,789 | 0 | 0 | 197 | 56,856 |
| Pathways | | | | | | | | | | |
| BOYD | | | | | | | | | | |
| Artrips Personal Care Home | 2 | 730 | 8 | 730 | 7 | 730 | 2 | 730 | 19 | 2,920 |
| Hamilton's Personal Care Home | 0 | 0 | 0 | 0 | 0 | 0 | 0 | 0 | 0 | 0 |
| King's Daughters And Sons Home | 0 | 0 | 0 | 0 | 0 | 0 | 0 | 0 | 0 | 0 |
| BOYD County Total: | 2 | 730 | 8 | 730 | 7 | 730 | 2 | 730 | 19 | 2,920 |

*CMHC - Community Mental Health Center

*SMI - Severe Mental Illness

2017 ANNUAL KENTUCKY LONG TERM CARE UTILIZATION AND SERVICE REPORT

Table 2C - Personal Care Bed Census & Inpatient Days for Individuals With SMI

| CMHC Region / County / Facility | 18-34 | | 35-64 | | 65-84 | | 85 & Older | | Total | |
|-------------------------------------------------------------|------------|--------------------|------------|--------------------|------------|--------------------|------------|--------------------|------------|--------------------|
| | SMI Census | SMI Inpatient Days | SMI Census | SMI Inpatient Days | SMI Census | SMI Inpatient Days | SMI Census | SMI Inpatient Days | SMI Census | SMI Inpatient Days |
| GREENUP | | | | | | | | | | |
| Frasure's Personal Care Home | 16 | 3804 | 37 | 9221 | 31 | 7951 | 0 | 0 | 84 | 20,976 |
| Morning Pointe Of Russell | 0 | 0 | 0 | 0 | 0 | 0 | 0 | 0 | 0 | 0 |
| Oakmont Manor | 0 | 0 | 0 | 0 | 0 | 0 | 0 | 0 | 0 | 0 |
| Russell Convalescent Home | 10 | 2632 | 25 | 8303 | 2 | 469 | 0 | 0 | 37 | 11,404 |
| The Lantern At Morning Pointe Alzheimers and Memory Care | 0 | 0 | 0 | 0 | 0 | 0 | 0 | 0 | 0 | 0 |
| Trinity Station Retirement Community | 0 | 0 | 0 | 0 | 0 | 0 | 0 | 0 | 0 | 0 |
| GREENUP County Total: | 26 | 6,436 | 62 | 17,524 | 33 | 8,420 | 0 | 0 | 121 | 32,380 |
| LAWRENCE | | | | | | | | | | |
| The Jordan Center | 0 | 0 | 1 | 365 | 0 | 0 | 0 | 0 | 1 | 365 |
| LAWRENCE County Total: | 0 | 0 | 1 | 365 | 0 | 0 | 0 | 0 | 1 | 365 |
| MENIFEE | | | | | | | | | | |
| Edgewood Estates | 0 | 0 | 0 | 0 | 0 | 0 | 0 | 0 | 0 | 0 |
| MENIFEE County Total: | 0 | 0 | 0 | 0 | 0 | 0 | 0 | 0 | 0 | 0 |
| MONTGOMERY | | | | | | | | | | |
| Regency Memory Care | 0 | 0 | 0 | 0 | 0 | 0 | 0 | 0 | 0 | 0 |
| MONTGOMERY County Total: | 0 | 0 | 0 | 0 | 0 | 0 | 0 | 0 | 0 | 0 |
| MORGAN | | | | | | | | | | |
| West Liberty Nursing and Pathways CMHC | 0 | 0 | 0 | 0 | 0 | 0 | 0 | 0 | 0 | 0 |
| MORGAN County Total: | 0 | 0 | 0 | 0 | 0 | 0 | 0 | 0 | 0 | 0 |
| Pathways CMHC Total: | 28 | 7,166 | 71 | 18,619 | 40 | 9,150 | 2 | 730 | 141 | 35,665 |
| Pennyroyal | | | | | | | | | | |
| CALDWELL | | | | | | | | | | |
| Highland Homes, Inc. | 7 | 2555 | 53 | 19345 | 16 | 5840 | 0 | 0 | 76 | 27,740 |
| CALDWELL County Total: | 7 | 2,555 | 53 | 19,345 | 16 | 5,840 | 0 | 0 | 76 | 27,740 |
| CHRISTIAN | | | | | | | | | | |
| Christian County Manor | 24 | 7300 | 31 | 6935 | 4 | 0 | 0 | 0 | 59 | 14,235 |
| Christian Health Center, Hopkinsville | 0 | 0 | 0 | 0 | 2 | 342 | 4 | 152 | 6 | 494 |
| Pennyrile Home | 25 | 1605 | 141 | 15242 | 21 | 10278 | 5 | 730 | 192 | 27,855 |
| CHRISTIAN County Total: | 49 | 8,905 | 172 | 22,177 | 27 | 10,620 | 9 | 882 | 257 | 42,584 |

*CMHC - Community Mental Health Center

*SMI - Severe Mental Illness

2017 ANNUAL KENTUCKY LONG TERM CARE UTILIZATION AND SERVICE REPORT

Table 2C - Personal Care Bed Census & Inpatient Days for Individuals With SMI

| CMHC Region / County / Facility | 18-34 | | 35-64 | | 65-84 | | 85 & Older | | Total | |
|----------------------------------------------------|------------|--------------------|------------|--------------------|------------|--------------------|------------|--------------------|------------|--------------------|
| | SMI Census | SMI Inpatient Days | SMI Census | SMI Inpatient Days | SMI Census | SMI Inpatient Days | SMI Census | SMI Inpatient Days | SMI Census | SMI Inpatient Days |
| CRITTENDEN | | | | | | | | | | |
| Crittenden County Health and Rehabilitation Center | 0 | 0 | 0 | 0 | 0 | 0 | 0 | 0 | 0 | 0 |
| CRITTENDEN County Total: | 0 | 0 | 0 | 0 | 0 | 0 | 0 | 0 | 0 | 0 |
| HOPKINS | | | | | | | | | | |
| The Homestead | 9 | 1621 | 35 | 9226 | 29 | 7248 | 0 | 0 | 73 | 18,095 |
| The Oaks PCH/Madisonville | 4 | 1460 | 39 | 14005 | 11 | 3955 | 0 | 0 | 54 | 19,420 |
| HOPKINS County Total: | 13 | 3,081 | 74 | 23,231 | 40 | 11,203 | 0 | 0 | 127 | 37,515 |
| LYON | | | | | | | | | | |
| River's Bend Retirement Community | 0 | 0 | 0 | 0 | 2 | 730 | 0 | 0 | 2 | 730 |
| LYON County Total: | 0 | 0 | 0 | 0 | 2 | 730 | 0 | 0 | 2 | 730 |
| MUHLENBERG | | | | | | | | | | |
| Diversicare of Greenville | 0 | 0 | 1 | 356 | 5 | 1033 | 1 | 321 | 7 | 1,710 |
| Sparks Nursing Center | 0 | 0 | 6 | 2190 | 9 | 3285 | 0 | 0 | 15 | 5,475 |
| MUHLENBERG County Total: | 0 | 0 | 7 | 2,546 | 14 | 4,318 | 1 | 321 | 22 | 7,185 |
| TRIGG | | | | | | | | | | |
| Better Senior Living | 0 | 0 | 16 | 2880 | 14 | 2640 | 0 | 365 | 30 | 5,885 |
| TRIGG County Total: | 0 | 0 | 16 | 2,880 | 14 | 2,640 | 0 | 365 | 30 | 5,885 |
| Pennyroyal CMHC Total: | 69 | 14,541 | 322 | 70,179 | 113 | 35,351 | 10 | 1,568 | 514 | 121,639 |
| River Valley | | | | | | | | | | |
| DAVIESS | | | | | | | | | | |
| Bishop Soenneker Home | 2 | 730 | 16 | 5599 | 25 | 7464 | 10 | 2568 | 53 | 16,361 |
| Carmel Home | 0 | 0 | 0 | 0 | 0 | 0 | 0 | 0 | 0 | 0 |
| Davco Rest Home | 7 | 2555 | 101 | 36865 | 31 | 11315 | 0 | 0 | 139 | 50,735 |
| Fern Terrace of Owensboro | 0 | 0 | 43 | 15695 | 40 | 14600 | 1 | 365 | 84 | 30,660 |
| Owensboro Center | 0 | 0 | 2 | 365 | 9 | 1167 | 3 | 733 | 14 | 2,265 |
| DAVIESS County Total: | 9 | 3,285 | 162 | 58,524 | 105 | 34,546 | 14 | 3,666 | 290 | 100,021 |
| HANCOCK | | | | | | | | | | |
| The Oaks PCH/Lewisport | 6 | 1775 | 50 | 11217 | 9 | 1798 | 0 | 0 | 65 | 14,790 |
| HANCOCK County Total: | 6 | 1,775 | 50 | 11,217 | 9 | 1,798 | 0 | 0 | 65 | 14,790 |

*CMHC - Community Mental Health Center

*SMI - Severe Mental Illness

2017 ANNUAL KENTUCKY LONG TERM CARE UTILIZATION AND SERVICE REPORT

Table 2C - Personal Care Bed Census & Inpatient Days for Individuals With SMI

| CMHC Region / County / Facility | 18-34 | | 35-64 | | 65-84 | | 85 & Older | | Total | |
|------------------------------------------------|------------|--------------------|------------|--------------------|------------|--------------------|------------|--------------------|------------|--------------------|
| | SMI Census | SMI Inpatient Days | SMI Census | SMI Inpatient Days | SMI Census | SMI Inpatient Days | SMI Census | SMI Inpatient Days | SMI Census | SMI Inpatient Days |
| HENDERSON | | | | | | | | | | |
| Henderson Manor | 4 | 544 | 17 | 4705 | 7 | 2402 | 0 | 0 | 28 | 7,651 |
| HENDERSON County Total: | 4 | 544 | 17 | 4,705 | 7 | 2,402 | 0 | 0 | 28 | 7,651 |
| MCLEAN | | | | | | | | | | |
| Sunny Acres | 0 | 0 | 24 | 6675 | 7 | 1780 | 0 | 0 | 31 | 8,455 |
| MCLEAN County Total: | 0 | 0 | 24 | 6,675 | 7 | 1,780 | 0 | 0 | 31 | 8,455 |
| OHIO | | | | | | | | | | |
| Beaver Dam Nursing and Rehab Center | 0 | 0 | 0 | 0 | 0 | 0 | 0 | 0 | 0 | 0 |
| OHIO County Total: | 0 | 0 | 0 | 0 | 0 | 0 | 0 | 0 | 0 | 0 |
| UNION | | | | | | | | | | |
| Breckinridge Place | 0 | 0 | 0 | 0 | 0 | 0 | 0 | 0 | 0 | 0 |
| UNION County Total: | 0 | 0 | 0 | 0 | 0 | 0 | 0 | 0 | 0 | 0 |
| River Valley CMHC Total: | 19 | 5,604 | 253 | 81,121 | 128 | 40,526 | 14 | 3,666 | 414 | 130,917 |
| Seven Counties | | | | | | | | | | |
| BULLITT | | | | | | | | | | |
| Colonial House of Shepherdsville | 1 | 365 | 41 | 15002 | 11 | 4735 | 0 | 0 | 53 | 20,102 |
| BULLITT County Total: | 1 | 365 | 41 | 15,002 | 11 | 4,735 | 0 | 0 | 53 | 20,102 |
| JEFFERSON | | | | | | | | | | |
| Barton House of Louisville #1 | 0 | 0 | 0 | 0 | 0 | 0 | 0 | 0 | 0 | 0 |
| Belmont Village | 0 | 0 | 0 | 0 | 0 | 0 | 0 | 0 | 0 | 0 |
| Brookdale Blankenbaker | 0 | 0 | 0 | 0 | 0 | 0 | 0 | 0 | 0 | 0 |
| Brookdale Stonestreet | 0 | 0 | 0 | 0 | 0 | 0 | 0 | 0 | 0 | 0 |
| Eastern Star Home in KY | 0 | 0 | 0 | 0 | 0 | 0 | 0 | 0 | 0 | 0 |
| Episcopal Church Home | 0 | 0 | 0 | 0 | 0 | 0 | 0 | 0 | 0 | 0 |
| Forest Hills Commons | 0 | 0 | 0 | 0 | 0 | 0 | 0 | 0 | 0 | 0 |
| Forest Springs Health Campus | 0 | 0 | 0 | 0 | 0 | 0 | 0 | 0 | 0 | 0 |
| Heartsong Memory Care | 0 | 0 | 0 | 0 | 0 | 0 | 0 | 0 | 0 | 0 |
| Little Sisters of the Poor - St. Joseph's Home | 0 | 0 | 0 | 0 | 1 | 94 | 1 | 365 | 2 | 459 |
| Louisville Protestant Altenheim | 0 | 0 | 1 | 365 | 10 | 2154 | 5 | 746 | 16 | 3,265 |
| Masonic Home of Louisville | 0 | 0 | 2 | 730 | 13 | 3023 | 7 | 1282 | 22 | 5,035 |

*CMHC - Community Mental Health Center

*SMI - Severe Mental Illness

2017 ANNUAL KENTUCKY LONG TERM CARE UTILIZATION AND SERVICE REPORT

Table 2C - Personal Care Bed Census & Inpatient Days for Individuals With SMI

| CMHC Region / County / Facility | 18-34 | | 35-64 | | 65-84 | | 85 & Older | | Total | |
|---------------------------------------------------|------------|--------------------|--------------|--------------------|------------|--------------------|------------|--------------------|--------------|--------------------|
| | SMI Census | SMI Inpatient Days | SMI Census | SMI Inpatient Days | SMI Census | SMI Inpatient Days | SMI Census | SMI Inpatient Days | SMI Census | SMI Inpatient Days |
| Morning Pointe Of Louisville At South Hurstbourne | 0 | 0 | 0 | 0 | 0 | 0 | 0 | 0 | 0 | 0 |
| Nazareth Home | 0 | 0 | 0 | 0 | 8 | 2120 | 13 | 3770 | 21 | 5,890 |
| Nazareth Home Clifton | 0 | 0 | 0 | 0 | 1 | 0 | 1 | 365 | 2 | 365 |
| Park Louisville | 0 | 0 | 0 | 0 | 0 | 0 | 1 | 365 | 1 | 365 |
| Parr's at Springhurst | 0 | 0 | 0 | 0 | 11 | 3575 | 50 | 15606 | 61 | 19,181 |
| Rose Anna Hughes Home/Westminster | 0 | 0 | 1 | 365 | 3 | 555 | 3 | 368 | 7 | 1,288 |
| Sunrise of Louisville | 0 | 0 | 0 | 0 | 2 | 730 | 0 | 0 | 2 | 730 |
| Symphony at Oaklawn | 0 | 0 | 0 | 0 | 0 | 0 | 0 | 0 | 0 | 0 |
| The Forum at Brookside | 0 | 0 | 0 | 0 | 0 | 0 | 0 | 0 | 0 | 0 |
| The Lantern At Morning Pointe (Louisville) | 0 | 0 | 0 | 0 | 0 | 0 | 0 | 0 | 0 | 0 |
| Thrive At Beckley Creek | 0 | 0 | 0 | 0 | 0 | 0 | 0 | 0 | 0 | 0 |
| Treyton Oaks Towers | 0 | 0 | 0 | 0 | 1 | 90 | 2 | 365 | 3 | 455 |
| Wesley Manor | 0 | 0 | 0 | 0 | 0 | 0 | 0 | 0 | 0 | 0 |
| Westport Place Health Campus | 0 | 0 | 0 | 0 | 0 | 0 | 0 | 0 | 0 | 0 |
| JEFFERSON County Total: | 0 | 0 | 4 | 1,460 | 50 | 12,341 | 83 | 23,232 | 137 | 37,033 |
| SHELBY | | | | | | | | | | |
| Colonial Hall Manor | 6 | 817 | 43 | 10663 | 23 | 5698 | 0 | 0 | 72 | 17,178 |
| Masonic Home of Shelbyville | 0 | 0 | 0 | 0 | 0 | 0 | 0 | 0 | 0 | 0 |
| SHELBY County Total: | 6 | 817 | 43 | 10,663 | 23 | 5,698 | 0 | 0 | 72 | 17,178 |
| Seven Counties CMHC Total: | 7 | 1,182 | 88 | 27,125 | 84 | 22,774 | 83 | 23,232 | 262 | 74,313 |
| State Total | 266 | 62,680 | 1,645 | 422,331 | 737 | 213,751 | 149 | 37,077 | 2,797 | 735,839 |

*CMHC - Community Mental Health Center

*SMI - Severe Mental Illness

2017 ANNUAL KENTUCKY LONG TERM CARE UTILIZATION AND SERVICE REPORT

Table 2CC - Personal Care Bed Census & Inpatient Days

Residents With SMI Receiving State Supplementation

| CMHC Region / County / Facility | 18-34 | | 35-64 | | 65-84 | | 85 & Older | | Total | |
|------------------------------------------------|-----------------------------|----------------------------------------|-----------------------------|----------------------------------------|-----------------------------|----------------------------------------|-----------------------------|----------------------------------------|----------------------------------|---------------------------------------------|
| | SMI State Supp Census | SMI State Supp Inpatient Days | SMI State Supp Census | SMI State Supp Inpatient Days | SMI State Supp Census | SMI State Supp Inpatient Days | SMI State Supp Census | SMI State Supp Inpatient Days | SMI & State Supp Census | SMI & State Supp Inpatient Days |
| Adanta | | | | | | | | | | |
| MCCREARY | | | | | | | | | | |
| Cumberland Manor Rest Home | 0 | 0 | 48 | 10185 | 16 | 6195 | 0 | 0 | 64 | 16,380 |
| MCCREARY County Total: | 0 | 0 | 48 | 10,185 | 16 | 6,195 | 0 | 0 | 64 | 16,380 |
| PULASKI | | | | | | | | | | |
| Crestview Personal Care | 0 | 0 | 11 | 3071 | 18 | 5424 | 0 | 0 | 29 | 8,495 |
| Somervew Personal Care Home | 4 | 620 | 42 | 10353 | 13 | 3383 | 0 | 0 | 59 | 14,356 |
| PULASKI County Total: | 4 | 620 | 53 | 13,424 | 31 | 8,807 | 0 | 0 | 88 | 22,851 |
| WAYNE | | | | | | | | | | |
| Dishman Personal Care Home | 8 | 1003 | 42 | 7473 | 15 | 3629 | 1 | 209 | 66 | 12,314 |
| Hicks' Golden Years Nursing Home | 0 | 0 | 0 | 0 | 0 | 0 | 0 | 0 | 0 | 0 |
| WAYNE County Total: | 8 | 1,003 | 42 | 7,473 | 15 | 3,629 | 1 | 209 | 66 | 12,314 |
| Adanta CMHC Total: | 12 | 1,623 | 143 | 31,082 | 62 | 18,631 | 1 | 209 | 218 | 51,545 |
| Bluegrass | | | | | | | | | | |
| ANDERSON | | | | | | | | | | |
| Signature Healthcare at Heritage Hall Rehab | 0 | 0 | 0 | 0 | 0 | 0 | 0 | 0 | 0 | 0 |
| Sunset Hill Personal Care Home | 0 | 0 | 0 | 0 | 0 | 0 | 0 | 0 | 0 | 0 |
| ANDERSON County Total: | 0 | 0 | 0 | 0 | 0 | 0 | 0 | 0 | 0 | 0 |
| BOURBON | | | | | | | | | | |
| Bourbon Heights | 0 | 0 | 0 | 0 | 0 | 0 | 0 | 0 | 0 | 0 |
| BOURBON County Total: | 0 | 0 | 0 | 0 | 0 | 0 | 0 | 0 | 0 | 0 |
| BOYLE | | | | | | | | | | |
| McDowell Place of Danville | 0 | 0 | 0 | 0 | 0 | 0 | 0 | 0 | 0 | 0 |
| Morning Pointe of Danville | 0 | 0 | 0 | 0 | 0 | 0 | 0 | 0 | 0 | 0 |
| BOYLE County Total: | 0 | 0 | 0 | 0 | 0 | 0 | 0 | 0 | 0 | 0 |
| ESTILL | | | | | | | | | | |
| Irvine Nursing and Rehabilitation | 0 | 0 | 0 | 0 | 0 | 0 | 0 | 0 | 0 | 0 |
| ESTILL County Total: | 0 | 0 | 0 | 0 | 0 | 0 | 0 | 0 | 0 | 0 |

*CMHC - Community Mental Health Center

*SMI - Severe Mental Illness

*State Supp - Supplementation for needy persons who are aged, blind or have a disability (KRS 205.245)

2017 ANNUAL KENTUCKY LONG TERM CARE UTILIZATION AND SERVICE REPORT

Table 2CC - Personal Care Bed Census & Inpatient Days

Residents With SMI Receiving State Supplementation

| CMHC Region / County / Facility | 18-34 | | 35-64 | | 65-84 | | 85 & Older | | Total | |
|-----------------------------------------------|-----------------------|-------------------------------|-----------------------|-------------------------------|-----------------------|-------------------------------|-----------------------|-------------------------------|-------------------------|---------------------------------|
| | SMI State Supp Census | SMI State Supp Inpatient Days | SMI State Supp Census | SMI State Supp Inpatient Days | SMI State Supp Census | SMI State Supp Inpatient Days | SMI State Supp Census | SMI State Supp Inpatient Days | SMI & State Supp Census | SMI & State Supp Inpatient Days |
| FAYETTE | | | | | | | | | | |
| Brookdale Richmond Place | 0 | 0 | 0 | 0 | 0 | 0 | 0 | 0 | 0 | 0 |
| Central Ky Recovery Center Unit 1 | 11 | 1491 | 14 | 1231 | 1 | 0 | 0 | 0 | 26 | 2,722 |
| Central KY Recovery Center Unit 2 | 6 | 685 | 24 | 2617 | 2 | 277 | 0 | 0 | 32 | 3,579 |
| Lantern at Morning Pointe Alz and Memory Care | 0 | 0 | 0 | 0 | 0 | 0 | 0 | 0 | 0 | 0 |
| Lexington Country Place | 0 | 0 | 0 | 0 | 0 | 0 | 0 | 0 | 0 | 0 |
| Mayfair Village Retirement Center | 0 | 0 | 0 | 0 | 0 | 0 | 0 | 0 | 0 | 0 |
| Morning Pointe of Lexington | 0 | 0 | 0 | 0 | 0 | 0 | 0 | 0 | 0 | 0 |
| Morning Pointe of Lexington East | 0 | 0 | 0 | 0 | 0 | 0 | 0 | 0 | 0 | 0 |
| Provision Living At Beaumont Centre | 0 | 0 | 0 | 0 | 0 | 0 | 0 | 0 | 0 | 0 |
| Signature Healthcare At Tanbark Rehab | 0 | 0 | 0 | 0 | 0 | 0 | 0 | 0 | 0 | 0 |
| The Breckinridge | 0 | 0 | 0 | 0 | 0 | 0 | 0 | 0 | 0 | 0 |
| The Legacy At The Willows | 0 | 0 | 0 | 0 | 0 | 0 | 0 | 0 | 0 | 0 |
| The Willows At Fritz Farm | 0 | 0 | 0 | 0 | 0 | 0 | 0 | 0 | 0 | 0 |
| The Willows at Hamburg | 0 | 0 | 0 | 0 | 0 | 0 | 0 | 0 | 0 | 0 |
| Willows at Citation | 0 | 0 | 0 | 0 | 0 | 0 | 0 | 0 | 0 | 0 |
| FAYETTE County Total: | 17 | 2,176 | 38 | 3,848 | 3 | 277 | 0 | 0 | 58 | 6,301 |
| FRANKLIN | | | | | | | | | | |
| Morning Pointe of Frankfort | 0 | 0 | 0 | 0 | 0 | 0 | 0 | 0 | 0 | 0 |
| The Lantern at Morning Pointe of Frankfort | 0 | 0 | 0 | 0 | 0 | 0 | 0 | 0 | 0 | 0 |
| FRANKLIN County Total: | 0 | 0 | 0 | 0 | 0 | 0 | 0 | 0 | 0 | 0 |
| HARRISON | | | | | | | | | | |
| Cedar Ridge Health Campus | 0 | 0 | 0 | 0 | 0 | 0 | 0 | 0 | 0 | 0 |
| Parkside Manor | 1 | 205 | 24 | 6996 | 8 | 2185 | 0 | 0 | 33 | 9,386 |
| Shady Lawn Home | 3 | 919 | 39 | 11367 | 8 | 2842 | 0 | 0 | 50 | 15,128 |
| HARRISON County Total: | 4 | 1,124 | 63 | 18,363 | 16 | 5,027 | 0 | 0 | 83 | 24,514 |

*CMHC - Community Mental Health Center

*SMI - Severe Mental Illness

*State Supp - Supplementation for needy persons who are aged, blind or have a disability (KRS 205.245)

2017 ANNUAL KENTUCKY LONG TERM CARE UTILIZATION AND SERVICE REPORT

Table 2CC - Personal Care Bed Census & Inpatient Days

Residents With SMI Receiving State Supplementation

| CMHC Region / County / Facility | 18-34 | | 35-64 | | 65-84 | | 85 & Older | | Total | |
|--------------------------------------------|-----------------------|-------------------------------|-----------------------|-------------------------------|-----------------------|-------------------------------|-----------------------|-------------------------------|-------------------------|---------------------------------|
| | SMI State Supp Census | SMI State Supp Inpatient Days | SMI State Supp Census | SMI State Supp Inpatient Days | SMI State Supp Census | SMI State Supp Inpatient Days | SMI State Supp Census | SMI State Supp Inpatient Days | SMI & State Supp Census | SMI & State Supp Inpatient Days |
| JESSAMINE | | | | | | | | | | |
| Bridgepointe At Ashgrove Woods | 0 | 0 | 0 | 0 | 0 | 0 | 0 | 0 | 0 | 0 |
| Rose Terrace Lodge | 2 | 475 | 18 | 5012 | 10 | 3148 | 0 | 0 | 30 | 8,635 |
| Wesley Village | 0 | 0 | 0 | 0 | 0 | 0 | 0 | 0 | 0 | 0 |
| JESSAMINE County Total: | 2 | 475 | 18 | 5,012 | 10 | 3,148 | 0 | 0 | 30 | 8,635 |
| LINCOLN | | | | | | | | | | |
| Waynesburg Manor | 0 | 0 | 13 | 6138 | 6 | 2555 | 2 | 730 | 21 | 9,423 |
| LINCOLN County Total: | 0 | 0 | 13 | 6,138 | 6 | 2,555 | 2 | 730 | 21 | 9,423 |
| MADISON | | | | | | | | | | |
| Morning Pointe of Richmond | 0 | 0 | 0 | 0 | 0 | 0 | 0 | 0 | 0 | 0 |
| Telford Terrace | 0 | 0 | 0 | 0 | 0 | 0 | 0 | 0 | 0 | 0 |
| MADISON County Total: | 0 | 0 | 0 | 0 | 0 | 0 | 0 | 0 | 0 | 0 |
| POWELL | | | | | | | | | | |
| Stanton Nursing and Rehabilitation Center | 0 | 0 | 0 | 0 | 1 | 263 | 0 | 0 | 1 | 263 |
| POWELL County Total: | 0 | 0 | 0 | 0 | 1 | 263 | 0 | 0 | 1 | 263 |
| WOODFORD | | | | | | | | | | |
| Taylor Manor Nursing Home | 0 | 0 | 0 | 0 | 0 | 0 | 0 | 0 | 0 | 0 |
| The Homeplace At Midway | 0 | 0 | 0 | 0 | 0 | 0 | 0 | 0 | 0 | 0 |
| WOODFORD County Total: | 0 | 0 | 0 | 0 | 0 | 0 | 0 | 0 | 0 | 0 |
| Bluegrass CMHC Total: | 23 | 3,775 | 132 | 33,361 | 36 | 11,270 | 2 | 730 | 193 | 49,136 |
| Communicare | | | | | | | | | | |
| GRAYSON | | | | | | | | | | |
| Grayson Manor | 0 | 0 | 0 | 0 | 0 | 0 | 0 | 0 | 0 | 0 |
| GRAYSON County Total: | 0 | 0 | 0 | 0 | 0 | 0 | 0 | 0 | 0 | 0 |
| HARDIN | | | | | | | | | | |
| Signature Healthcare at North Hardin Rehab | 0 | 0 | 0 | 0 | 0 | 0 | 0 | 0 | 0 | 0 |
| HARDIN County Total: | 0 | 0 | 0 | 0 | 0 | 0 | 0 | 0 | 0 | 0 |

*CMHC - Community Mental Health Center

*SMI - Severe Mental Illness

*State Supp - Supplementation for needy persons who are aged, blind or have a disability (KRS 205.245)

2017 ANNUAL KENTUCKY LONG TERM CARE UTILIZATION AND SERVICE REPORT

Table 2CC - Personal Care Bed Census & Inpatient Days

Residents With SMI Receiving State Supplementation

| CMHC Region / County / Facility | 18-34 | | 35-64 | | 65-84 | | 85 & Older | | Total | |
|----------------------------------------|-----------------------|-------------------------------|-----------------------|-------------------------------|-----------------------|-------------------------------|-----------------------|-------------------------------|-------------------------|---------------------------------|
| | SMI State Supp Census | SMI State Supp Inpatient Days | SMI State Supp Census | SMI State Supp Inpatient Days | SMI State Supp Census | SMI State Supp Inpatient Days | SMI State Supp Census | SMI State Supp Inpatient Days | SMI & State Supp Census | SMI & State Supp Inpatient Days |
| MARION | | | | | | | | | | |
| Loretto Motherhouse Infirmary | 0 | 0 | 0 | 0 | 3 | 684 | 6 | 2827 | 9 | 3,511 |
| The Village of Lebanon II | 0 | 0 | 0 | 0 | 0 | 0 | 0 | 0 | 0 | 0 |
| MARION County Total: | 0 | 0 | 0 | 0 | 3 | 684 | 6 | 2,827 | 9 | 3,511 |
| MEADE | | | | | | | | | | |
| Brandenburg Nursing and Rehabilitation | 0 | 0 | 0 | 0 | 0 | 0 | 0 | 0 | 0 | 0 |
| MEADE County Total: | 0 | 0 | 0 | 0 | 0 | 0 | 0 | 0 | 0 | 0 |
| NELSON | | | | | | | | | | |
| Windsor Gardens CCRC | 0 | 0 | 0 | 0 | 0 | 0 | 0 | 0 | 0 | 0 |
| NELSON County Total: | 0 | 0 | 0 | 0 | 0 | 0 | 0 | 0 | 0 | 0 |
| WASHINGTON | | | | | | | | | | |
| Sansbury Care Center | 0 | 0 | 0 | 0 | 0 | 0 | 0 | 0 | 0 | 0 |
| WASHINGTON County Total: | 0 | 0 | 0 | 0 | 0 | 0 | 0 | 0 | 0 | 0 |
| Communicare CMHC Total: | 0 | 0 | 0 | 0 | 3 | 684 | 6 | 2,827 | 9 | 3,511 |
| Cumberland River | | | | | | | | | | |
| BELL | | | | | | | | | | |
| Generations Center of Middlesboro | 0 | 0 | 42 | 10200 | 49 | 12218 | 0 | 0 | 91 | 22,418 |
| BELL County Total: | 0 | 0 | 42 | 10,200 | 49 | 12,218 | 0 | 0 | 91 | 22,418 |
| HARLAN | | | | | | | | | | |
| The Laurels | 0 | 0 | 45 | 10888 | 31 | 4307 | 0 | 0 | 76 | 15,195 |
| HARLAN County Total: | 0 | 0 | 45 | 10,888 | 31 | 4,307 | 0 | 0 | 76 | 15,195 |
| KNOX | | | | | | | | | | |
| Christian Health Center - Corbin | 0 | 0 | 0 | 0 | 0 | 0 | 0 | 0 | 0 | 0 |
| KNOX County Total: | 0 | 0 | 0 | 0 | 0 | 0 | 0 | 0 | 0 | 0 |
| Cumberland River CMHC Total: | 0 | 0 | 87 | 21,088 | 80 | 16,525 | 0 | 0 | 167 | 37,613 |
| Four Rivers | | | | | | | | | | |
| CALLOWAY | | | | | | | | | | |
| Fern Terrace of Murray | 0 | 0 | 2 | 546 | 6 | 1945 | 0 | 0 | 8 | 2,491 |

*CMHC - Community Mental Health Center

*SMI - Severe Mental Illness

*State Supp - Supplementation for needy persons who are aged, blind or have a disability (KRS 205.245)

2017 ANNUAL KENTUCKY LONG TERM CARE UTILIZATION AND SERVICE REPORT

Table 2CC - Personal Care Bed Census & Inpatient Days

Residents With SMI Receiving State Supplementation

| CMHC Region / County / Facility | 18-34 | | 35-64 | | 65-84 | | 85 & Older | | Total | |
|-----------------------------------------|-----------------------|-------------------------------|-----------------------|-------------------------------|-----------------------|-------------------------------|-----------------------|-------------------------------|-------------------------|---------------------------------|
| | SMI State Supp Census | SMI State Supp Inpatient Days | SMI State Supp Census | SMI State Supp Inpatient Days | SMI State Supp Census | SMI State Supp Inpatient Days | SMI State Supp Census | SMI State Supp Inpatient Days | SMI & State Supp Census | SMI & State Supp Inpatient Days |
| Gardens At Hickory Woods | 0 | 0 | 0 | 0 | 0 | 0 | 0 | 0 | 0 | 0 |
| CALLOWAY County Total: | 0 | 0 | 2 | 546 | 6 | 1,945 | 0 | 0 | 8 | 2,491 |
| CARLISLE | | | | | | | | | | |
| Countryside Center | 1 | 365 | 0 | 0 | 0 | 0 | 0 | 0 | 1 | 365 |
| CARLISLE County Total: | 1 | 365 | 0 | 0 | 0 | 0 | 0 | 0 | 1 | 365 |
| GRAVES | | | | | | | | | | |
| Autumn Ridge Personal Care | 0 | 0 | 0 | 0 | 0 | 0 | 0 | 0 | 0 | 0 |
| Fern Terrace of Mayfield | 0 | 0 | 0 | 0 | 0 | 0 | 0 | 0 | 0 | 0 |
| GRAVES County Total: | 0 | 0 | 0 | 0 | 0 | 0 | 0 | 0 | 0 | 0 |
| HICKMAN | | | | | | | | | | |
| Clinton Hickman County Nursing Facility | 0 | 0 | 0 | 0 | 0 | 0 | 0 | 0 | 0 | 0 |
| Clinton Place | 0 | 0 | 0 | 0 | 0 | 0 | 0 | 0 | 0 | 0 |
| HICKMAN County Total: | 0 | 0 | 0 | 0 | 0 | 0 | 0 | 0 | 0 | 0 |
| MCCRACKEN | | | | | | | | | | |
| Gaither Suites at West Park | 0 | 0 | 0 | 0 | 0 | 0 | 0 | 0 | 0 | 0 |
| MCCRACKEN County Total: | 0 | 0 | 0 | 0 | 0 | 0 | 0 | 0 | 0 | 0 |
| Four Rivers CMHC Total: | 1 | 365 | 2 | 546 | 6 | 1,945 | 0 | 0 | 9 | 2,856 |
| Kentucky River | | | | | | | | | | |
| KNOTT | | | | | | | | | | |
| Caney Creek Rehabilitation Complex | 0 | 0 | 0 | 0 | 0 | 0 | 0 | 0 | 0 | 0 |
| Golden Years Rest Home | 32 | 12000 | 34 | 4615 | 11 | 1500 | 4 | 500 | 81 | 18,615 |
| KNOTT County Total: | 32 | 12,000 | 34 | 4,615 | 11 | 1,500 | 4 | 500 | 81 | 18,615 |
| OWSLEY | | | | | | | | | | |
| Owsley County Health Care Center | 0 | 0 | 0 | 0 | 0 | 0 | 0 | 0 | 0 | 0 |
| OWSLEY County Total: | 0 | 0 | 0 | 0 | 0 | 0 | 0 | 0 | 0 | 0 |
| Kentucky River CMHC Total: | 32 | 12,000 | 34 | 4,615 | 11 | 1,500 | 4 | 500 | 81 | 18,615 |
| LifeSkills | | | | | | | | | | |
| ALLEN | | | | | | | | | | |
| Cornerstone Manor | 10 | 2774 | 51 | 5995 | 7 | 1948 | 0 | 0 | 68 | 10,717 |

*CMHC - Community Mental Health Center

*SMI - Severe Mental Illness

*State Supp - Supplementation for needy persons who are aged, blind or have a disability (KRS 205.245)

2017 ANNUAL KENTUCKY LONG TERM CARE UTILIZATION AND SERVICE REPORT

Table 2CC - Personal Care Bed Census & Inpatient Days

Residents With SMI Receiving State Supplementation

| CMHC Region / County / Facility | 18-34 | | 35-64 | | 65-84 | | 85 & Older | | Total | |
|----------------------------------------|-----------------------|-------------------------------|-----------------------|-------------------------------|-----------------------|-------------------------------|-----------------------|-------------------------------|-------------------------|---------------------------------|
| | SMI State Supp Census | SMI State Supp Inpatient Days | SMI State Supp Census | SMI State Supp Inpatient Days | SMI State Supp Census | SMI State Supp Inpatient Days | SMI State Supp Census | SMI State Supp Inpatient Days | SMI & State Supp Census | SMI & State Supp Inpatient Days |
| Scottsville Manor | 3 | 413 | 19 | 5572 | 4 | 1078 | 0 | 0 | 26 | 7,063 |
| ALLEN County Total: | 13 | 3,187 | 70 | 11,567 | 11 | 3,026 | 0 | 0 | 94 | 17,780 |
| BARREN | | | | | | | | | | |
| NHC HealthCare, Glasgow | 0 | 0 | 0 | 0 | 0 | 0 | 0 | 0 | 0 | 0 |
| BARREN County Total: | 0 | 0 | 0 | 0 | 0 | 0 | 0 | 0 | 0 | 0 |
| EDMONSON | | | | | | | | | | |
| Edmonson Center | 0 | 0 | 0 | 0 | 0 | 0 | 0 | 0 | 0 | 0 |
| EDMONSON County Total: | 0 | 0 | 0 | 0 | 0 | 0 | 0 | 0 | 0 | 0 |
| HART | | | | | | | | | | |
| Hart County Manor | 0 | 1995 | 52 | 14365 | 8 | 2920 | 0 | 0 | 60 | 19,280 |
| HART County Total: | 0 | 1,995 | 52 | 14,365 | 8 | 2,920 | 0 | 0 | 60 | 19,280 |
| METCALFE | | | | | | | | | | |
| Harper's Home for the Aged | 0 | 0 | 0 | 0 | 0 | 0 | 0 | 0 | 0 | 0 |
| Metcalfe Health Care Center | 0 | 0 | 0 | 0 | 0 | 0 | 0 | 0 | 0 | 0 |
| METCALFE County Total: | 0 | 0 | 0 | 0 | 0 | 0 | 0 | 0 | 0 | 0 |
| SIMPSON | | | | | | | | | | |
| Lewis Memorial Methodist Home | 0 | 0 | 0 | 0 | 1 | 365 | 0 | 0 | 1 | 365 |
| SIMPSON County Total: | 0 | 0 | 0 | 0 | 1 | 365 | 0 | 0 | 1 | 365 |
| WARREN | | | | | | | | | | |
| Christian Health Center, Bowling Green | 0 | 0 | 0 | 0 | 0 | 0 | 0 | 0 | 0 | 0 |
| Fern Terrace of Bowling Green | 6 | 2190 | 119 | 43435 | 22 | 8030 | 1 | 365 | 148 | 54,020 |
| The Haven At Massey Springs | 0 | 0 | 0 | 0 | 0 | 0 | 0 | 0 | 0 | 0 |
| WARREN County Total: | 6 | 2,190 | 119 | 43,435 | 22 | 8,030 | 1 | 365 | 148 | 54,020 |
| LifeSkills CMHC Total: | 19 | 7,372 | 241 | 69,367 | 42 | 14,341 | 1 | 365 | 303 | 91,445 |
| Mountain | | | | | | | | | | |
| JOHNSON | | | | | | | | | | |
| Venture Home of Paintsville | 17 | 3123 | 65 | 10147 | 5 | 1367 | 0 | 0 | 87 | 14,637 |
| JOHNSON County Total: | 17 | 3,123 | 65 | 10,147 | 5 | 1,367 | 0 | 0 | 87 | 14,637 |

*CMHC - Community Mental Health Center

*SMI - Severe Mental Illness

*State Supp - Supplementation for needy persons who are aged, blind or have a disability (KRS 205.245)

2017 ANNUAL KENTUCKY LONG TERM CARE UTILIZATION AND SERVICE REPORT

Table 2CC - Personal Care Bed Census & Inpatient Days

Residents With SMI Receiving State Supplementation

| CMHC Region / County / Facility | 18-34 | | 35-64 | | 65-84 | | 85 & Older | | Total | |
|------------------------------------------------|-----------------------------|----------------------------------------|-----------------------------|----------------------------------------|-----------------------------|----------------------------------------|-----------------------------|----------------------------------------|----------------------------------|---------------------------------------------|
| | SMI State Supp Census | SMI State Supp Inpatient Days | SMI State Supp Census | SMI State Supp Inpatient Days | SMI State Supp Census | SMI State Supp Inpatient Days | SMI State Supp Census | SMI State Supp Inpatient Days | SMI & State Supp Census | SMI & State Supp Inpatient Days |
| MAGOFFIN | | | | | | | | | | |
| Salyersville Nursing and Rehabilitation Center | 0 | 0 | 0 | 0 | 0 | 0 | 0 | 0 | 0 | 0 |
| MAGOFFIN County Total: | 0 | 0 | 0 | 0 | 0 | 0 | 0 | 0 | 0 | 0 |
| MARTIN | | | | | | | | | | |
| Martin County Health Care Facility | 0 | 0 | 0 | 0 | 0 | 0 | 0 | 0 | 0 | 0 |
| MARTIN County Total: | 0 | 0 | 0 | 0 | 0 | 0 | 0 | 0 | 0 | 0 |
| PIKE | | | | | | | | | | |
| Good Shepherd Community Nursing Center | 0 | 0 | 0 | 0 | 1 | 365 | 0 | 0 | 1 | 365 |
| PIKE County Total: | 0 | 0 | 0 | 0 | 1 | 365 | 0 | 0 | 1 | 365 |
| Mountain CMHC Total: | 17 | 3,123 | 65 | 10,147 | 6 | 1,732 | 0 | 0 | 88 | 15,002 |
| NorthKey | | | | | | | | | | |
| BOONE | | | | | | | | | | |
| Colonial Gardens | 0 | 0 | 0 | 0 | 0 | 0 | 0 | 0 | 0 | 0 |
| BOONE County Total: | 0 | 0 | 0 | 0 | 0 | 0 | 0 | 0 | 0 | 0 |
| CAMPBELL | | | | | | | | | | |
| Baptist Convalescent Center | 0 | 0 | 0 | 0 | 0 | 0 | 0 | 0 | 0 | 0 |
| Carmel Manor | 0 | 0 | 0 | 0 | 0 | 0 | 0 | 0 | 0 | 0 |
| CAMPBELL County Total: | 0 | 0 | 0 | 0 | 0 | 0 | 0 | 0 | 0 | 0 |
| CARROLL | | | | | | | | | | |
| Carrollton Manor | 3 | 690 | 19 | 6171 | 8 | 2607 | 0 | 0 | 30 | 9,468 |
| Valley Haven Rest Home | 6 | 2148 | 23 | 9437 | 9 | 0 | 0 | 0 | 38 | 11,585 |
| CARROLL County Total: | 9 | 2,838 | 42 | 15,608 | 17 | 2,607 | 0 | 0 | 68 | 21,053 |
| GRANT | | | | | | | | | | |
| Jonesville Rest Home | 9 | 1234 | 23 | 4978 | 1 | 365 | 0 | 0 | 33 | 6,577 |
| GRANT County Total: | 9 | 1,234 | 23 | 4,978 | 1 | 365 | 0 | 0 | 33 | 6,577 |
| KENTON | | | | | | | | | | |
| Brookdale Edgewood | 0 | 0 | 0 | 0 | 0 | 0 | 0 | 0 | 0 | 0 |
| Covington Ladies Home | 0 | 0 | 0 | 0 | 0 | 0 | 0 | 0 | 0 | 0 |

*CMHC - Community Mental Health Center

*SMI - Severe Mental Illness

*State Supp - Supplementation for needy persons who are aged, blind or have a disability (KRS 205.245)

2017 ANNUAL KENTUCKY LONG TERM CARE UTILIZATION AND SERVICE REPORT

Table 2CC - Personal Care Bed Census & Inpatient Days

Residents With SMI Receiving State Supplementation

| CMHC Region / County / Facility | 18-34 | | 35-64 | | 65-84 | | 85 & Older | | Total | |
|-------------------------------------------------------------|-----------------------|-------------------------------|-----------------------|-------------------------------|-----------------------|-------------------------------|-----------------------|-------------------------------|-------------------------|---------------------------------|
| | SMI State Supp Census | SMI State Supp Inpatient Days | SMI State Supp Census | SMI State Supp Inpatient Days | SMI State Supp Census | SMI State Supp Inpatient Days | SMI State Supp Census | SMI State Supp Inpatient Days | SMI & State Supp Census | SMI & State Supp Inpatient Days |
| Emerald Trace | 0 | 0 | 0 | 0 | 0 | 0 | 0 | 0 | 0 | 0 |
| Ivy Knoll | 0 | 0 | 0 | 0 | 0 | 0 | 0 | 0 | 0 | 0 |
| Madonna Manor | 0 | 0 | 0 | 0 | 0 | 0 | 0 | 0 | 0 | 0 |
| Regency Manor | 0 | 0 | 6 | 3084 | 2 | 939 | 0 | 0 | 8 | 4,023 |
| Regency Manor North | 0 | 0 | 5 | 1121 | 5 | 1418 | 0 | 0 | 10 | 2,539 |
| St Charles Care Center | 0 | 0 | 0 | 0 | 0 | 0 | 0 | 0 | 0 | 0 |
| KENTON County Total: | 0 | 0 | 11 | 4,205 | 7 | 2,357 | 0 | 0 | 18 | 6,562 |
| PENDLETON | | | | | | | | | | |
| Falmouth Nursing Home | 0 | 0 | 20 | 0 | 1 | 0 | 0 | 0 | 21 | 0 |
| The Front Gate | 0 | 0 | 17 | 6205 | 2 | 730 | 0 | 0 | 19 | 6,935 |
| PENDLETON County Total: | 0 | 0 | 37 | 6,205 | 3 | 730 | 0 | 0 | 40 | 6,935 |
| NorthKey CMHC Total: | 18 | 4,072 | 113 | 30,996 | 28 | 6,059 | 0 | 0 | 159 | 41,127 |
| Pathways | | | | | | | | | | |
| BOYD | | | | | | | | | | |
| Artrips Personal Care Home | 2 | 730 | 8 | 730 | 7 | 730 | 1 | 730 | 18 | 2,920 |
| Hamilton's Personal Care Home | 0 | 0 | 0 | 0 | 0 | 0 | 0 | 0 | 0 | 0 |
| King's Daughters And Sons Home | 0 | 0 | 0 | 0 | 0 | 0 | 0 | 0 | 0 | 0 |
| BOYD County Total: | 2 | 730 | 8 | 730 | 7 | 730 | 1 | 730 | 18 | 2,920 |
| GREENUP | | | | | | | | | | |
| Frasure's Personal Care Home | 16 | 3804 | 37 | 9221 | 29 | 7221 | 0 | 0 | 82 | 20,246 |
| Morning Pointe Of Russell | 0 | 0 | 0 | 0 | 0 | 0 | 0 | 0 | 0 | 0 |
| Oakmont Manor | 0 | 0 | 0 | 0 | 0 | 0 | 0 | 0 | 0 | 0 |
| Russell Convalescent Home | 10 | 2632 | 24 | 7938 | 2 | 469 | 0 | 0 | 36 | 11,039 |
| The Lantern At Morning Pointe Alzheimers and Memory Care | 0 | 0 | 0 | 0 | 0 | 0 | 0 | 0 | 0 | 0 |
| Trinity Station Retirement Community | 0 | 0 | 0 | 0 | 0 | 0 | 0 | 0 | 0 | 0 |
| GREENUP County Total: | 26 | 6,436 | 61 | 17,159 | 31 | 7,690 | 0 | 0 | 118 | 31,285 |

*CMHC - Community Mental Health Center

*SMI - Severe Mental Illness

*State Supp - Supplementation for needy persons who are aged, blind or have a disability (KRS 205.245)

2017 ANNUAL KENTUCKY LONG TERM CARE UTILIZATION AND SERVICE REPORT

Table 2CC - Personal Care Bed Census & Inpatient Days

Residents With SMI Receiving State Supplementation

| CMHC Region / County / Facility | 18-34 | | 35-64 | | 65-84 | | 85 & Older | | Total | |
|----------------------------------------------------|-----------------------|-------------------------------|-----------------------|-------------------------------|-----------------------|-------------------------------|-----------------------|-------------------------------|-------------------------|---------------------------------|
| | SMI State Supp Census | SMI State Supp Inpatient Days | SMI State Supp Census | SMI State Supp Inpatient Days | SMI State Supp Census | SMI State Supp Inpatient Days | SMI State Supp Census | SMI State Supp Inpatient Days | SMI & State Supp Census | SMI & State Supp Inpatient Days |
| LAWRENCE | | | | | | | | | | |
| The Jordan Center | 0 | 0 | 1 | 365 | 0 | 0 | 0 | 0 | 1 | 365 |
| LAWRENCE County Total: | 0 | 0 | 1 | 365 | 0 | 0 | 0 | 0 | 1 | 365 |
| MENIFEE | | | | | | | | | | |
| Edgewood Estates | 0 | 0 | 0 | 0 | 0 | 0 | 0 | 0 | 0 | 0 |
| MENIFEE County Total: | 0 | 0 | 0 | 0 | 0 | 0 | 0 | 0 | 0 | 0 |
| MONTGOMERY | | | | | | | | | | |
| Regency Memory Care | 0 | 0 | 0 | 0 | 0 | 0 | 0 | 0 | 0 | 0 |
| MONTGOMERY County Total: | 0 | 0 | 0 | 0 | 0 | 0 | 0 | 0 | 0 | 0 |
| MORGAN | | | | | | | | | | |
| West Liberty Nursing and Pathways CMHC | 0 | 0 | 0 | 0 | 0 | 0 | 0 | 0 | 0 | 0 |
| MORGAN County Total: | 0 | 0 | 0 | 0 | 0 | 0 | 0 | 0 | 0 | 0 |
| Pathways CMHC Total: | 28 | 7,166 | 70 | 18,254 | 38 | 8,420 | 1 | 730 | 137 | 34,570 |
| Pennyroyal | | | | | | | | | | |
| CALDWELL | | | | | | | | | | |
| Highland Homes, Inc. | 7 | 2555 | 51 | 18615 | 14 | 5110 | 0 | 0 | 72 | 26,280 |
| CALDWELL County Total: | 7 | 2,555 | 51 | 18,615 | 14 | 5,110 | 0 | 0 | 72 | 26,280 |
| CHRISTIAN | | | | | | | | | | |
| Christian County Manor | 24 | 5380 | 26 | 7138 | 4 | 0 | 0 | 0 | 54 | 12,518 |
| Christian Health Center, Hopkinsville | 0 | 0 | 0 | 0 | 0 | 0 | 0 | 0 | 0 | 0 |
| Pennyroyal Home | 5 | 1460 | 64 | 13505 | 21 | 8050 | 5 | 820 | 95 | 23,835 |
| CHRISTIAN County Total: | 29 | 6,840 | 90 | 20,643 | 25 | 8,050 | 5 | 820 | 149 | 36,353 |
| CRITTENDEN | | | | | | | | | | |
| Crittenden County Health and Rehabilitation Center | 0 | 0 | 0 | 0 | 0 | 0 | 0 | 0 | 0 | 0 |
| CRITTENDEN County Total: | 0 | 0 | 0 | 0 | 0 | 0 | 0 | 0 | 0 | 0 |
| HOPKINS | | | | | | | | | | |
| The Homestead | 9 | 1621 | 34 | 8963 | 27 | 7036 | 0 | 0 | 70 | 17,620 |

*CMHC - Community Mental Health Center

*SMI - Severe Mental Illness

*State Supp - Supplementation for needy persons who are aged, blind or have a disability (KRS 205.245)

2017 ANNUAL KENTUCKY LONG TERM CARE UTILIZATION AND SERVICE REPORT

Table 2CC - Personal Care Bed Census & Inpatient Days

Residents With SMI Receiving State Supplementation

| CMHC Region / County / Facility | 18-34 | | 35-64 | | 65-84 | | 85 & Older | | Total | |
|-----------------------------------|-----------------------|-------------------------------|-----------------------|-------------------------------|-----------------------|-------------------------------|-----------------------|-------------------------------|-------------------------|---------------------------------|
| | SMI State Supp Census | SMI State Supp Inpatient Days | SMI State Supp Census | SMI State Supp Inpatient Days | SMI State Supp Census | SMI State Supp Inpatient Days | SMI State Supp Census | SMI State Supp Inpatient Days | SMI & State Supp Census | SMI & State Supp Inpatient Days |
| The Oaks PCH/Madisonville | 4 | 1460 | 37 | 10265 | 10 | 3565 | 0 | 0 | 51 | 15,290 |
| HOPKINS County Total: | 13 | 3,081 | 71 | 19,228 | 37 | 10,601 | 0 | 0 | 121 | 32,910 |
| LYON | | | | | | | | | | |
| River's Bend Retirement Community | 0 | 0 | 0 | 0 | 2 | 730 | 0 | 0 | 2 | 730 |
| LYON County Total: | 0 | 0 | 0 | 0 | 2 | 730 | 0 | 0 | 2 | 730 |
| MUHLENBERG | | | | | | | | | | |
| Diversicare of Greenville | 0 | 0 | 1 | 356 | 0 | 0 | 0 | 0 | 1 | 356 |
| Sparks Nursing Center | 0 | 0 | 5 | 1825 | 9 | 3285 | 0 | 0 | 14 | 5,110 |
| MUHLENBERG County Total: | 0 | 0 | 6 | 2,181 | 9 | 3,285 | 0 | 0 | 15 | 5,466 |
| TRIGG | | | | | | | | | | |
| Better Senior Living | 0 | 0 | 15 | 2515 | 5 | 780 | 0 | 0 | 20 | 3,295 |
| TRIGG County Total: | 0 | 0 | 15 | 2,515 | 5 | 780 | 0 | 0 | 20 | 3,295 |
| Pennyroyal CMHC Total: | 49 | 12,476 | 233 | 63,182 | 92 | 28,556 | 5 | 820 | 379 | 105,034 |
| River Valley | | | | | | | | | | |
| DAVIESS | | | | | | | | | | |
| Bishop Soenneker Home | 2 | 730 | 14 | 4869 | 14 | 4194 | 5 | 1089 | 35 | 10,882 |
| Carmel Home | 0 | 0 | 0 | 0 | 0 | 0 | 0 | 0 | 0 | 0 |
| Davco Rest Home | 7 | 2555 | 97 | 35405 | 30 | 10950 | 0 | 0 | 134 | 48,910 |
| Fern Terrace of Owensboro | 0 | 0 | 41 | 14965 | 35 | 12775 | 0 | 0 | 76 | 27,740 |
| Owensboro Center | 0 | 0 | 1 | 365 | 3 | 871 | 1 | 3 | 5 | 1,239 |
| DAVIESS County Total: | 9 | 3,285 | 153 | 55,604 | 82 | 28,790 | 6 | 1,092 | 250 | 88,771 |
| HANCOCK | | | | | | | | | | |
| The Oaks PCH/Lewisport | 6 | 1775 | 50 | 11217 | 8 | 1433 | 0 | 0 | 64 | 14,425 |
| HANCOCK County Total: | 6 | 1,775 | 50 | 11,217 | 8 | 1,433 | 0 | 0 | 64 | 14,425 |
| HENDERSON | | | | | | | | | | |
| Henderson Manor | 4 | 544 | 17 | 4705 | 6 | 2100 | 0 | 0 | 27 | 7,349 |
| HENDERSON County Total: | 4 | 544 | 17 | 4,705 | 6 | 2,100 | 0 | 0 | 27 | 7,349 |

*CMHC - Community Mental Health Center

*SMI - Severe Mental Illness

*State Supp - Supplementation for needy persons who are aged, blind or have a disability (KRS 205.245)

2017 ANNUAL KENTUCKY LONG TERM CARE UTILIZATION AND SERVICE REPORT

Table 2CC - Personal Care Bed Census & Inpatient Days

Residents With SMI Receiving State Supplementation

| CMHC Region / County / Facility | 18-34 | | 35-64 | | 65-84 | | 85 & Older | | Total | |
|------------------------------------------------|-----------------------|-------------------------------|-----------------------|-------------------------------|-----------------------|-------------------------------|-----------------------|-------------------------------|-------------------------|---------------------------------|
| | SMI State Supp Census | SMI State Supp Inpatient Days | SMI State Supp Census | SMI State Supp Inpatient Days | SMI State Supp Census | SMI State Supp Inpatient Days | SMI State Supp Census | SMI State Supp Inpatient Days | SMI & State Supp Census | SMI & State Supp Inpatient Days |
| MCLEAN | | | | | | | | | | |
| Sunny Acres | 0 | 0 | 22 | 5945 | 6 | 1488 | 0 | 0 | 28 | 7,433 |
| MCLEAN County Total: | 0 | 0 | 22 | 5,945 | 6 | 1,488 | 0 | 0 | 28 | 7,433 |
| OHIO | | | | | | | | | | |
| Beaver Dam Nursing and Rehab Center | 0 | 0 | 0 | 0 | 0 | 0 | 0 | 0 | 0 | 0 |
| OHIO County Total: | 0 | 0 | 0 | 0 | 0 | 0 | 0 | 0 | 0 | 0 |
| UNION | | | | | | | | | | |
| Breckinridge Place | 0 | 0 | 0 | 0 | 0 | 0 | 0 | 0 | 0 | 0 |
| UNION County Total: | 0 | 0 | 0 | 0 | 0 | 0 | 0 | 0 | 0 | 0 |
| River Valley CMHC Total: | 19 | 5,604 | 242 | 77,471 | 102 | 33,811 | 6 | 1,092 | 369 | 117,978 |
| Seven Counties | | | | | | | | | | |
| BULLITT | | | | | | | | | | |
| Colonial House of Shepherdsville | 1 | 365 | 39 | 13237 | 11 | 4015 | 0 | 0 | 51 | 17,617 |
| BULLITT County Total: | 1 | 365 | 39 | 13,237 | 11 | 4,015 | 0 | 0 | 51 | 17,617 |
| JEFFERSON | | | | | | | | | | |
| Barton House of Louisville #1 | 0 | 0 | 0 | 0 | 0 | 0 | 0 | 0 | 0 | 0 |
| Belmont Village | 0 | 0 | 0 | 0 | 0 | 0 | 0 | 0 | 0 | 0 |
| Brookdale Blankenbaker | 0 | 0 | 0 | 0 | 0 | 0 | 0 | 0 | 0 | 0 |
| Brookdale Stonestreet | 0 | 0 | 0 | 0 | 0 | 0 | 0 | 0 | 0 | 0 |
| Eastern Star Home in KY | 0 | 0 | 0 | 0 | 0 | 0 | 0 | 0 | 0 | 0 |
| Episcopal Church Home | 0 | 0 | 0 | 0 | 0 | 0 | 0 | 0 | 0 | 0 |
| Forest Hills Commons | 0 | 0 | 0 | 0 | 0 | 0 | 0 | 0 | 0 | 0 |
| Forest Springs Health Campus | 0 | 0 | 0 | 0 | 0 | 0 | 0 | 0 | 0 | 0 |
| Heartsong Memory Care | 0 | 0 | 0 | 0 | 0 | 0 | 0 | 0 | 0 | 0 |
| Little Sisters of the Poor - St. Joseph's Home | 0 | 0 | 0 | 0 | 0 | 0 | 0 | 0 | 0 | 0 |
| Louisville Protestant Altenheim | 0 | 0 | 0 | 0 | 0 | 0 | 0 | 0 | 0 | 0 |
| Masonic Home of Louisville | 0 | 0 | 2 | 730 | 4 | 1460 | 1 | 365 | 7 | 2,555 |

*CMHC - Community Mental Health Center

*SMI - Severe Mental Illness

*State Supp - Supplementation for needy persons who are aged, blind or have a disability (KRS 205.245)

2017 ANNUAL KENTUCKY LONG TERM CARE UTILIZATION AND SERVICE REPORT

Table 2CC - Personal Care Bed Census & Inpatient Days

Residents With SMI Receiving State Supplementation

| CMHC Region / County / Facility | 18-34 | | 35-64 | | 65-84 | | 85 & Older | | Total | |
|---------------------------------------------------|-----------------------|-------------------------------|-----------------------|-------------------------------|-----------------------|-------------------------------|-----------------------|-------------------------------|-------------------------|---------------------------------|
| | SMI State Supp Census | SMI State Supp Inpatient Days | SMI State Supp Census | SMI State Supp Inpatient Days | SMI State Supp Census | SMI State Supp Inpatient Days | SMI State Supp Census | SMI State Supp Inpatient Days | SMI & State Supp Census | SMI & State Supp Inpatient Days |
| Morning Pointe Of Louisville At South Hurstbourne | 0 | 0 | 0 | 0 | 0 | 0 | 0 | 0 | 0 | 0 |
| Nazareth Home | 0 | 0 | 0 | 0 | 0 | 0 | 0 | 0 | 0 | 0 |
| Nazareth Home Clifton | 0 | 0 | 0 | 0 | 1 | 337 | 0 | 0 | 1 | 337 |
| Park Louisville | 0 | 0 | 0 | 0 | 0 | 0 | 0 | 0 | 0 | 0 |
| Parr's at Springhurst | 0 | 0 | 0 | 0 | 2 | 717 | 2 | 730 | 4 | 1,447 |
| Rose Anna Hughes Home/Westminster | 0 | 0 | 0 | 0 | 0 | 0 | 0 | 0 | 0 | 0 |
| Sunrise of Louisville | 0 | 0 | 0 | 0 | 0 | 0 | 0 | 0 | 0 | 0 |
| Symphony at Oaklawn | 0 | 0 | 0 | 0 | 0 | 0 | 0 | 0 | 0 | 0 |
| The Forum at Brookside | 0 | 0 | 0 | 0 | 0 | 0 | 0 | 0 | 0 | 0 |
| The Lantern At Morning Pointe (Louisville) | 0 | 0 | 0 | 0 | 0 | 0 | 0 | 0 | 0 | 0 |
| Thrive At Beckley Creek | 0 | 0 | 0 | 0 | 0 | 0 | 0 | 0 | 0 | 0 |
| Treyton Oaks Towers | 0 | 0 | 0 | 0 | 0 | 0 | 0 | 0 | 0 | 0 |
| Wesley Manor | 0 | 0 | 0 | 0 | 0 | 0 | 0 | 0 | 0 | 0 |
| Westport Place Health Campus | 0 | 0 | 0 | 0 | 0 | 0 | 0 | 0 | 0 | 0 |
| JEFFERSON County Total: | 0 | 0 | 2 | 730 | 7 | 2,514 | 3 | 1,095 | 12 | 4,339 |
| SHELBY | | | | | | | | | | |
| Colonial Hall Manor | 5 | 796 | 34 | 9554 | 22 | 4968 | 0 | 0 | 61 | 15,318 |
| Masonic Home of Shelbyville | 0 | 0 | 0 | 0 | 0 | 0 | 0 | 0 | 0 | 0 |
| SHELBY County Total: | 5 | 796 | 34 | 9,554 | 22 | 4,968 | 0 | 0 | 61 | 15,318 |
| Seven Counties CMHC Total: | 6 | 1,161 | 75 | 23,521 | 40 | 11,497 | 3 | 1,095 | 124 | 37,274 |
| State Total | 224 | 58,737 | 1,437 | 383,630 | 546 | 154,971 | 29 | 8,368 | 2,236 | 605,706 |

*CMHC - Community Mental Health Center

*SMI - Severe Mental Illness

*State Supp - Supplementation for needy persons who are aged, blind or have a disability (KRS 205.245)

2017 ANNUAL KENTUCKY LONG TERM CARE UTILIZATION AND SERVICE REPORT

Table 2D - Personal Care Bed Census With SMI by Gender & Ages 18 - 64

| CMHC Region / County / Facility | 18-34 | | | | 35-64 | | | |
|---------------------------------------------|-----------------|-------------------------|-------------------|---------------------------|-----------------|-------------------------|-------------------|---------------------------|
| | Male SMI Census | Male SMI Inpatient Days | Female SMI Census | Female SMI Inpatient Days | Male SMI Census | Male SMI Inpatient Days | Female SMI Census | Female SMI Inpatient Days |
| Adanta | | | | | | | | |
| MCCREARY | | | | | | | | |
| Cumberland Manor Rest Home | 0 | 0 | 0 | 0 | 37 | 6353 | 12 | 4197 |
| MCCREARY County Total: | 0 | 0 | 0 | 0 | 37 | 6,353 | 12 | 4,197 |
| PULASKI | | | | | | | | |
| Crestview Personal Care | 0 | 0 | 0 | 0 | 0 | 0 | 11 | 3071 |
| Somerview Personal Care Home | 4 | 620 | 0 | 0 | 25 | 7170 | 17 | 3548 |
| PULASKI County Total: | 4 | 620 | 0 | 0 | 25 | 7,170 | 28 | 6,619 |
| WAYNE | | | | | | | | |
| Dishman Personal Care Home | 7 | 868 | 1 | 135 | 27 | 4557 | 16 | 2916 |
| Hicks' Golden Years Nursing Home | 0 | 0 | 0 | 0 | 0 | 0 | 0 | 0 |
| WAYNE County Total: | 7 | 868 | 1 | 135 | 27 | 4,557 | 16 | 2,916 |
| Adanta CMHC Total: | 11 | 1,488 | 1 | 135 | 89 | 18,080 | 56 | 13,732 |
| Bluegrass | | | | | | | | |
| ANDERSON | | | | | | | | |
| Signature Healthcare at Heritage Hall Rehab | 0 | 0 | 0 | 0 | 0 | 0 | 0 | 0 |
| Sunset Hill Personal Care Home | 0 | 0 | 0 | 0 | 0 | 0 | 0 | 0 |
| ANDERSON County Total: | 0 | 0 | 0 | 0 | 0 | 0 | 0 | 0 |
| BOURBON | | | | | | | | |
| Bourbon Heights | 0 | 0 | 0 | 0 | 0 | 0 | 0 | 0 |
| BOURBON County Total: | 0 | 0 | 0 | 0 | 0 | 0 | 0 | 0 |
| BOYLE | | | | | | | | |
| McDowell Place of Danville | 0 | 0 | 0 | 0 | 0 | 0 | 0 | 0 |
| Morning Pointe of Danville | 0 | 0 | 0 | 0 | 0 | 0 | 0 | 0 |
| BOYLE County Total: | 0 | 0 | 0 | 0 | 0 | 0 | 0 | 0 |
| ESTILL | | | | | | | | |
| Irvine Nursing and Rehabilitation | 0 | 0 | 0 | 0 | 0 | 0 | 0 | 0 |
| ESTILL County Total: | 0 | 0 | 0 | 0 | 0 | 0 | 0 | 0 |
| FAYETTE | | | | | | | | |
| Brookdale Richmond Place | 0 | 0 | 0 | 0 | 0 | 0 | 0 | 0 |
| Central Ky Recovery Center Unit 1 | 11 | 1117 | 4 | 751 | 17 | 1662 | 12 | 1006 |
| Central KY Recovery Center Unit 2 | 9 | 720 | 3 | 417 | 12 | 1393 | 22 | 2150 |

*CMHC - Community Mental Health Center

*SMI - Severe Mental Illness

2017 ANNUAL KENTUCKY LONG TERM CARE UTILIZATION AND SERVICE REPORT

Table 2D - Personal Care Bed Census With SMI by Gender & Ages 18 - 64

| CMHC Region / County / Facility | 18-34 | | | | 35-64 | | | |
|-----------------------------------------------|-----------------|-------------------------|-------------------|---------------------------|-----------------|-------------------------|-------------------|---------------------------|
| | Male SMI Census | Male SMI Inpatient Days | Female SMI Census | Female SMI Inpatient Days | Male SMI Census | Male SMI Inpatient Days | Female SMI Census | Female SMI Inpatient Days |
| Lantern at Morning Pointe Alz and Memory Care | 0 | 0 | 0 | 0 | 0 | 0 | 0 | 0 |
| Lexington Country Place | 0 | 0 | 0 | 0 | 0 | 0 | 0 | 0 |
| Mayfair Village Retirement Center | 0 | 0 | 0 | 0 | 0 | 0 | 0 | 0 |
| Morning Pointe of Lexington | 0 | 0 | 0 | 0 | 0 | 0 | 0 | 0 |
| Morning Pointe of Lexington East | 0 | 0 | 0 | 0 | 0 | 0 | 0 | 0 |
| Provision Living At Beaumont Centre | 0 | 0 | 0 | 0 | 0 | 0 | 0 | 0 |
| Signature Healthcare At Tanbark Rehab | 0 | 0 | 0 | 0 | 0 | 0 | 0 | 0 |
| The Breckinridge | 0 | 0 | 0 | 0 | 0 | 0 | 0 | 0 |
| The Legacy At The Willows | 0 | 0 | 0 | 0 | 0 | 0 | 0 | 0 |
| The Willows At Fritz Farm | 0 | 0 | 0 | 0 | 0 | 0 | 0 | 0 |
| The Willows at Hamburg | 0 | 0 | 0 | 0 | 0 | 0 | 0 | 0 |
| Willows at Citation | 0 | 0 | 0 | 0 | 0 | 0 | 0 | 0 |
| FAYETTE County Total: | 20 | 1,837 | 7 | 1,168 | 29 | 3,055 | 34 | 3,156 |
| FRANKLIN | | | | | | | | |
| Morning Pointe of Frankfort | 0 | 0 | 0 | 0 | 0 | 0 | 0 | 0 |
| The Lantern at Morning Pointe of Frankfort | 0 | 0 | 0 | 0 | 0 | 0 | 0 | 0 |
| FRANKLIN County Total: | 0 | 0 | 0 | 0 | 0 | 0 | 0 | 0 |
| HARRISON | | | | | | | | |
| Cedar Ridge Health Campus | 0 | 0 | 0 | 0 | 0 | 0 | 0 | 0 |
| Parkside Manor | 1 | 205 | 0 | 0 | 11 | 3650 | 13 | 3346 |
| Shady Lawn Home | 1 | 365 | 2 | 554 | 26 | 7846 | 13 | 3521 |
| HARRISON County Total: | 2 | 570 | 2 | 554 | 37 | 11,496 | 26 | 6,867 |
| JESSAMINE | | | | | | | | |
| Bridgepointe At Ashgrove Woods | 0 | 0 | 0 | 0 | 0 | 0 | 0 | 0 |
| Rose Terrace Lodge | 1 | 207 | 2 | 309 | 14 | 3635 | 8 | 2613 |
| Wesley Village | 0 | 0 | 0 | 0 | 0 | 0 | 0 | 0 |
| JESSAMINE County Total: | 1 | 207 | 2 | 309 | 14 | 3,635 | 8 | 2,613 |
| LINCOLN | | | | | | | | |
| Waynesburg Manor | 0 | 0 | 0 | 0 | 15 | 4745 | 4 | 1460 |
| LINCOLN County Total: | 0 | 0 | 0 | 0 | 15 | 4,745 | 4 | 1,460 |
| MADISON | | | | | | | | |
| Morning Pointe of Richmond | 0 | 0 | 0 | 0 | 0 | 0 | 0 | 0 |

*CMHC - Community Mental Health Center

*SMI - Severe Mental Illness

2017 ANNUAL KENTUCKY LONG TERM CARE UTILIZATION AND SERVICE REPORT

Table 2D - Personal Care Bed Census With SMI by Gender & Ages 18 - 64

| CMHC Region / County / Facility | 18-34 | | | | 35-64 | | | |
|--------------------------------------------|-----------------|-------------------------|-------------------|---------------------------|-----------------|-------------------------|-------------------|---------------------------|
| | Male SMI Census | Male SMI Inpatient Days | Female SMI Census | Female SMI Inpatient Days | Male SMI Census | Male SMI Inpatient Days | Female SMI Census | Female SMI Inpatient Days |
| Telford Terrace | 0 | 0 | 0 | 0 | 0 | 0 | 0 | 0 |
| MADISON County Total: | 0 | 0 | 0 | 0 | 0 | 0 | 0 | 0 |
| POWELL | | | | | | | | |
| Stanton Nursing and Rehabilitation Center | 0 | 0 | 0 | 0 | 0 | 0 | 0 | 0 |
| POWELL County Total: | 0 | 0 | 0 | 0 | 0 | 0 | 0 | 0 |
| WOODFORD | | | | | | | | |
| Taylor Manor Nursing Home | 0 | 0 | 0 | 0 | 0 | 0 | 0 | 0 |
| The Homeplace At Midway | 0 | 0 | 0 | 0 | 0 | 0 | 0 | 0 |
| WOODFORD County Total: | 0 | 0 | 0 | 0 | 0 | 0 | 0 | 0 |
| Bluegrass CMHC Total: | 23 | 2,614 | 11 | 2,031 | 95 | 22,931 | 72 | 14,096 |
| Communicare | | | | | | | | |
| GRAYSON | | | | | | | | |
| Grayson Manor | 0 | 0 | 0 | 0 | 0 | 0 | 0 | 0 |
| GRAYSON County Total: | 0 | 0 | 0 | 0 | 0 | 0 | 0 | 0 |
| HARDIN | | | | | | | | |
| Signature Healthcare at North Hardin Rehab | 0 | 0 | 0 | 0 | 0 | 0 | 0 | 0 |
| HARDIN County Total: | 0 | 0 | 0 | 0 | 0 | 0 | 0 | 0 |
| MARION | | | | | | | | |
| Loretto Motherhouse Infirmary | 0 | 0 | 0 | 0 | 0 | 0 | 0 | 0 |
| The Village of Lebanon II | 0 | 0 | 0 | 0 | 0 | 0 | 0 | 0 |
| MARION County Total: | 0 | 0 | 0 | 0 | 0 | 0 | 0 | 0 |
| MEADE | | | | | | | | |
| Brandenburg Nursing and Rehabilitation | 0 | 0 | 0 | 0 | 0 | 0 | 0 | 0 |
| MEADE County Total: | 0 | 0 | 0 | 0 | 0 | 0 | 0 | 0 |
| NELSON | | | | | | | | |
| Windsor Gardens CCRC | 0 | 0 | 0 | 0 | 0 | 0 | 0 | 0 |
| NELSON County Total: | 0 | 0 | 0 | 0 | 0 | 0 | 0 | 0 |
| WASHINGTON | | | | | | | | |
| Sansbury Care Center | 0 | 0 | 0 | 0 | 0 | 0 | 0 | 0 |
| WASHINGTON County Total: | 0 | 0 | 0 | 0 | 0 | 0 | 0 | 0 |
| Communicare CMHC Total: | 0 | 0 | 0 | 0 | 0 | 0 | 0 | 0 |

*CMHC - Community Mental Health Center

*SMI - Severe Mental Illness

2017 ANNUAL KENTUCKY LONG TERM CARE UTILIZATION AND SERVICE REPORT

Table 2D - Personal Care Bed Census With SMI by Gender & Ages 18 - 64

| CMHC Region / County / Facility | 18-34 | | | | 35-64 | | | |
|-----------------------------------------|-----------------|-------------------------|-------------------|---------------------------|-----------------|-------------------------|-------------------|---------------------------|
| | Male SMI Census | Male SMI Inpatient Days | Female SMI Census | Female SMI Inpatient Days | Male SMI Census | Male SMI Inpatient Days | Female SMI Census | Female SMI Inpatient Days |
| Cumberland River | | | | | | | | |
| BELL | | | | | | | | |
| Generations Center of Middlesboro | 0 | 0 | 0 | 0 | 24 | 6165 | 18 | 4035 |
| BELL County Total: | 0 | 0 | 0 | 0 | 24 | 6,165 | 18 | 4,035 |
| HARLAN | | | | | | | | |
| The Laurels | 0 | 0 | 0 | 0 | 28 | 8371 | 20 | 5327 |
| HARLAN County Total: | 0 | 0 | 0 | 0 | 28 | 8,371 | 20 | 5,327 |
| KNOX | | | | | | | | |
| Christian Health Center - Corbin | 0 | 0 | 0 | 0 | 0 | 0 | 0 | 0 |
| KNOX County Total: | 0 | 0 | 0 | 0 | 0 | 0 | 0 | 0 |
| Cumberland River CMHC Total: | 0 | 0 | 0 | 0 | 52 | 14,536 | 38 | 9,362 |
| Four Rivers | | | | | | | | |
| CALLOWAY | | | | | | | | |
| Fern Terrace of Murray | 0 | 0 | 0 | 0 | 0 | 0 | 3 | 725 |
| Gardens At Hickory Woods | 0 | 0 | 0 | 0 | 0 | 0 | 0 | 0 |
| CALLOWAY County Total: | 0 | 0 | 0 | 0 | 0 | 0 | 3 | 725 |
| CARLISLE | | | | | | | | |
| Countryside Center | 0 | 0 | 1 | 365 | 0 | 0 | 0 | 0 |
| CARLISLE County Total: | 0 | 0 | 1 | 365 | 0 | 0 | 0 | 0 |
| GRAVES | | | | | | | | |
| Autumn Ridge Personal Care | 0 | 0 | 0 | 0 | 0 | 0 | 0 | 0 |
| Fern Terrace of Mayfield | 0 | 0 | 0 | 0 | 0 | 0 | 0 | 0 |
| GRAVES County Total: | 0 | 0 | 0 | 0 | 0 | 0 | 0 | 0 |
| HICKMAN | | | | | | | | |
| Clinton Hickman County Nursing Facility | 0 | 0 | 0 | 0 | 0 | 0 | 0 | 0 |
| Clinton Place | 0 | 0 | 0 | 0 | 0 | 0 | 0 | 0 |
| HICKMAN County Total: | 0 | 0 | 0 | 0 | 0 | 0 | 0 | 0 |
| MCCRACKEN | | | | | | | | |
| Gaither Suites at West Park | 0 | 0 | 0 | 0 | 0 | 0 | 0 | 0 |
| MCCRACKEN County Total: | 0 | 0 | 0 | 0 | 0 | 0 | 0 | 0 |
| Four Rivers CMHC Total: | 0 | 0 | 1 | 365 | 0 | 0 | 3 | 725 |

*CMHC - Community Mental Health Center

*SMI - Severe Mental Illness

2017 ANNUAL KENTUCKY LONG TERM CARE UTILIZATION AND SERVICE REPORT

Table 2D - Personal Care Bed Census With SMI by Gender & Ages 18 - 64

| CMHC Region / County / Facility | 18-34 | | | | 35-64 | | | |
|----------------------------------------|-----------------|-------------------------|-------------------|---------------------------|-----------------|-------------------------|-------------------|---------------------------|
| | Male SMI Census | Male SMI Inpatient Days | Female SMI Census | Female SMI Inpatient Days | Male SMI Census | Male SMI Inpatient Days | Female SMI Census | Female SMI Inpatient Days |
| Kentucky River | | | | | | | | |
| KNOTT | | | | | | | | |
| Caney Creek Rehabilitation Complex | 0 | 0 | 0 | 0 | 0 | 0 | 0 | 0 |
| Golden Years Rest Home | 14 | 4510 | 22 | 7330 | 15 | 5475 | 11 | 4015 |
| KNOTT County Total: | 14 | 4,510 | 22 | 7,330 | 15 | 5,475 | 11 | 4,015 |
| OWSLEY | | | | | | | | |
| Owsley County Health Care Center | 0 | 0 | 0 | 0 | 0 | 0 | 0 | 0 |
| OWSLEY County Total: | 0 | 0 | 0 | 0 | 0 | 0 | 0 | 0 |
| Kentucky River CMHC Total: | 14 | 4,510 | 22 | 7,330 | 15 | 5,475 | 11 | 4,015 |
| LifeSkills | | | | | | | | |
| ALLEN | | | | | | | | |
| Cornerstone Manor | 8 | 2343 | 2 | 431 | 39 | 5181 | 14 | 1544 |
| Scottsville Manor | 1 | 117 | 2 | 296 | 13 | 3316 | 13 | 2628 |
| ALLEN County Total: | 9 | 2,460 | 4 | 727 | 52 | 8,497 | 27 | 4,172 |
| BARREN | | | | | | | | |
| NHC HealthCare, Glasgow | 0 | 0 | 0 | 0 | 0 | 0 | 0 | 0 |
| BARREN County Total: | 0 | 0 | 0 | 0 | 0 | 0 | 0 | 0 |
| EDMONSON | | | | | | | | |
| Edmonson Center | 0 | 0 | 0 | 0 | 0 | 0 | 0 | 0 |
| EDMONSON County Total: | 0 | 0 | 0 | 0 | 0 | 0 | 0 | 0 |
| HART | | | | | | | | |
| Hart County Manor | 0 | 1460 | 0 | 730 | 30 | 5295 | 30 | 7480 |
| HART County Total: | 0 | 1,460 | 0 | 730 | 30 | 5,295 | 30 | 7,480 |
| METCALFE | | | | | | | | |
| Harper's Home for the Aged | 0 | 0 | 0 | 0 | 0 | 0 | 0 | 0 |
| Metcalfe Health Care Center | 0 | 0 | 0 | 0 | 0 | 0 | 0 | 0 |
| METCALFE County Total: | 0 | 0 | 0 | 0 | 0 | 0 | 0 | 0 |
| SIMPSON | | | | | | | | |
| Lewis Memorial Methodist Home | 0 | 0 | 0 | 0 | 0 | 0 | 1 | 365 |
| SIMPSON County Total: | 0 | 0 | 0 | 0 | 0 | 0 | 1 | 365 |
| WARREN | | | | | | | | |
| Christian Health Center, Bowling Green | 0 | 0 | 0 | 0 | 0 | 0 | 0 | 0 |

*CMHC - Community Mental Health Center

*SMI - Severe Mental Illness

2017 ANNUAL KENTUCKY LONG TERM CARE UTILIZATION AND SERVICE REPORT

Table 2D - Personal Care Bed Census With SMI by Gender & Ages 18 - 64

| CMHC Region / County / Facility | 18-34 | | | | 35-64 | | | |
|------------------------------------------------|-----------------|-------------------------|-------------------|---------------------------|-----------------|-------------------------|-------------------|---------------------------|
| | Male SMI Census | Male SMI Inpatient Days | Female SMI Census | Female SMI Inpatient Days | Male SMI Census | Male SMI Inpatient Days | Female SMI Census | Female SMI Inpatient Days |
| Fern Terrace of Bowling Green | 4 | 1460 | 4 | 1460 | 65 | 23725 | 68 | 24820 |
| The Haven At Massey Springs | 0 | 0 | 0 | 0 | 0 | 0 | 0 | 0 |
| WARREN County Total: | 4 | 1,460 | 4 | 1,460 | 65 | 23,725 | 68 | 24,820 |
| LifeSkills CMHC Total: | 13 | 5,380 | 8 | 2,917 | 147 | 37,517 | 126 | 36,837 |
| Mountain | | | | | | | | |
| JOHNSON | | | | | | | | |
| Venture Home of Paintsville | 9 | 1389 | 11 | 1765 | 33 | 4729 | 39 | 5448 |
| JOHNSON County Total: | 9 | 1,389 | 11 | 1,765 | 33 | 4,729 | 39 | 5,448 |
| MAGOFFIN | | | | | | | | |
| Salyersville Nursing and Rehabilitation Center | 0 | 0 | 0 | 0 | 0 | 0 | 0 | 0 |
| MAGOFFIN County Total: | 0 | 0 | 0 | 0 | 0 | 0 | 0 | 0 |
| MARTIN | | | | | | | | |
| Martin County Health Care Facility | 0 | 0 | 0 | 0 | 0 | 0 | 0 | 0 |
| MARTIN County Total: | 0 | 0 | 0 | 0 | 0 | 0 | 0 | 0 |
| PIKE | | | | | | | | |
| Good Shepherd Community Nursing Center | 0 | 0 | 0 | 0 | 0 | 0 | 0 | 0 |
| PIKE County Total: | 0 | 0 | 0 | 0 | 0 | 0 | 0 | 0 |
| Mountain CMHC Total: | 9 | 1,389 | 11 | 1,765 | 33 | 4,729 | 39 | 5,448 |
| NorthKey | | | | | | | | |
| BOONE | | | | | | | | |
| Colonial Gardens | 0 | 0 | 0 | 0 | 0 | 0 | 0 | 0 |
| BOONE County Total: | 0 | 0 | 0 | 0 | 0 | 0 | 0 | 0 |
| CAMPBELL | | | | | | | | |
| Baptist Convalescent Center | 0 | 0 | 0 | 0 | 0 | 0 | 0 | 0 |
| Carmel Manor | 0 | 0 | 0 | 0 | 0 | 0 | 0 | 0 |
| CAMPBELL County Total: | 0 | 0 | 0 | 0 | 0 | 0 | 0 | 0 |
| CARROLL | | | | | | | | |
| Carrollton Manor | 1 | 365 | 2 | 325 | 12 | 4086 | 9 | 2695 |
| Valley Haven Rest Home | 6 | 2190 | 0 | 0 | 26 | 9490 | 0 | 0 |
| CARROLL County Total: | 7 | 2,555 | 2 | 325 | 38 | 13,576 | 9 | 2,695 |

*CMHC - Community Mental Health Center

*SMI - Severe Mental Illness

2017 ANNUAL KENTUCKY LONG TERM CARE UTILIZATION AND SERVICE REPORT

Table 2D - Personal Care Bed Census With SMI by Gender & Ages 18 - 64

| CMHC Region / County / Facility | 18-34 | | | | 35-64 | | | |
|----------------------------------------------|-----------------|-------------------------|-------------------|---------------------------|-----------------|-------------------------|-------------------|---------------------------|
| | Male SMI Census | Male SMI Inpatient Days | Female SMI Census | Female SMI Inpatient Days | Male SMI Census | Male SMI Inpatient Days | Female SMI Census | Female SMI Inpatient Days |
| GRANT | | | | | | | | |
| Jonesville Rest Home | 5 | 1015 | 4 | 219 | 17 | 4237 | 8 | 1471 |
| GRANT County Total: | 5 | 1,015 | 4 | 219 | 17 | 4,237 | 8 | 1,471 |
| KENTON | | | | | | | | |
| Brookdale Edgewood | 0 | 0 | 0 | 0 | 0 | 0 | 0 | 0 |
| Covington Ladies Home | 0 | 0 | 0 | 0 | 0 | 0 | 0 | 0 |
| Emerald Trace | 0 | 0 | 0 | 0 | 0 | 0 | 0 | 0 |
| Ivy Knoll | 0 | 0 | 0 | 0 | 1 | 365 | 0 | 0 |
| Madonna Manor | 0 | 0 | 0 | 0 | 0 | 0 | 0 | 0 |
| Regency Manor | 0 | 0 | 0 | 0 | 3 | 1384 | 5 | 2742 |
| Regency Manor North | 1 | 149 | 0 | 0 | 3 | 820 | 4 | 659 |
| St Charles Care Center | 0 | 0 | 0 | 0 | 0 | 0 | 0 | 0 |
| KENTON County Total: | 1 | 149 | 0 | 0 | 7 | 2,569 | 9 | 3,401 |
| PENDLETON | | | | | | | | |
| Falmouth Nursing Home | 0 | 0 | 0 | 0 | 9 | 0 | 11 | 0 |
| The Front Gate | 0 | 0 | 0 | 0 | 20 | 7300 | 7 | 2555 |
| PENDLETON County Total: | 0 | 0 | 0 | 0 | 29 | 7,300 | 18 | 2,555 |
| NorthKey CMHC Total: | 13 | 3,719 | 6 | 544 | 91 | 27,682 | 44 | 10,122 |
| Pathways | | | | | | | | |
| BOYD | | | | | | | | |
| Artrips Personal Care Home | 1 | 365 | 1 | 365 | 3 | 365 | 5 | 365 |
| Hamilton's Personal Care Home | 0 | 0 | 0 | 0 | 0 | 0 | 0 | 0 |
| King's Daughters And Sons Home | 0 | 0 | 0 | 0 | 0 | 0 | 0 | 0 |
| BOYD County Total: | 1 | 365 | 1 | 365 | 3 | 365 | 5 | 365 |
| GREENUP | | | | | | | | |
| Frasure's Personal Care Home | 9 | 2127 | 7 | 1677 | 16 | 3620 | 21 | 5601 |
| Morning Pointe Of Russell | 0 | 0 | 0 | 0 | 0 | 0 | 0 | 0 |
| Oakmont Manor | 0 | 0 | 0 | 0 | 0 | 0 | 0 | 0 |
| Russell Convalescent Home | 5 | 1564 | 5 | 1068 | 16 | 5497 | 9 | 2806 |
| The Lantern At Morning Pointe Alzheimers and | 0 | 0 | 0 | 0 | 0 | 0 | 0 | 0 |
| Trinity Station Retirement Community | 0 | 0 | 0 | 0 | 0 | 0 | 0 | 0 |
| GREENUP County Total: | 14 | 3,691 | 12 | 2,745 | 32 | 9,117 | 30 | 8,407 |

*CMHC - Community Mental Health Center

*SMI - Severe Mental Illness

2017 ANNUAL KENTUCKY LONG TERM CARE UTILIZATION AND SERVICE REPORT

Table 2D - Personal Care Bed Census With SMI by Gender & Ages 18 - 64

| CMHC Region / County / Facility | 18-34 | | | | 35-64 | | | |
|----------------------------------------------------|-----------------|-------------------------|-------------------|---------------------------|-----------------|-------------------------|-------------------|---------------------------|
| | Male SMI Census | Male SMI Inpatient Days | Female SMI Census | Female SMI Inpatient Days | Male SMI Census | Male SMI Inpatient Days | Female SMI Census | Female SMI Inpatient Days |
| LAWRENCE | | | | | | | | |
| The Jordan Center | 0 | 0 | 0 | 0 | 0 | 0 | 1 | 365 |
| LAWRENCE County Total: | 0 | 0 | 0 | 0 | 0 | 0 | 1 | 365 |
| MENIFEE | | | | | | | | |
| Edgewood Estates | 0 | 0 | 0 | 0 | 0 | 0 | 0 | 0 |
| MENIFEE County Total: | 0 | 0 | 0 | 0 | 0 | 0 | 0 | 0 |
| MONTGOMERY | | | | | | | | |
| Regency Memory Care | 0 | 0 | 0 | 0 | 0 | 0 | 0 | 0 |
| MONTGOMERY County Total: | 0 | 0 | 0 | 0 | 0 | 0 | 0 | 0 |
| MORGAN | | | | | | | | |
| West Liberty Nursing and Rehabilitation Center | 0 | 0 | 0 | 0 | 0 | 0 | 0 | 0 |
| MORGAN County Total: | 0 | 0 | 0 | 0 | 0 | 0 | 0 | 0 |
| Pathways CMHC Total: | 15 | 4,056 | 13 | 3,110 | 35 | 9,482 | 36 | 9,137 |
| Pennyroyal | | | | | | | | |
| CALDWELL | | | | | | | | |
| Highland Homes, Inc. | 2 | 730 | 5 | 1825 | 27 | 9855 | 26 | 9490 |
| CALDWELL County Total: | 2 | 730 | 5 | 1,825 | 27 | 9,855 | 26 | 9,490 |
| CHRISTIAN | | | | | | | | |
| Christian County Manor | 12 | 4380 | 12 | 2920 | 20 | 3285 | 11 | 3650 |
| Christian Health Center, Hopkinsville | 0 | 0 | 0 | 0 | 0 | 0 | 0 | 0 |
| Pennyrile Home | 4 | 1537 | 21 | 68 | 65 | 8936 | 76 | 6306 |
| CHRISTIAN County Total: | 16 | 5,917 | 33 | 2,988 | 85 | 12,221 | 87 | 9,956 |
| CRITTENDEN | | | | | | | | |
| Crittenden County Health and Rehabilitation Center | 0 | 0 | 0 | 0 | 0 | 0 | 0 | 0 |
| CRITTENDEN County Total: | 0 | 0 | 0 | 0 | 0 | 0 | 0 | 0 |
| HOPKINS | | | | | | | | |
| The Homestead | 5 | 880 | 4 | 741 | 25 | 6437 | 10 | 2789 |
| The Oaks PCH/Madisonville | 2 | 730 | 2 | 730 | 22 | 8275 | 17 | 5730 |
| HOPKINS County Total: | 7 | 1,610 | 6 | 1,471 | 47 | 14,712 | 27 | 8,519 |
| LYON | | | | | | | | |
| River's Bend Retirement Community | 0 | 0 | 0 | 0 | 0 | 0 | 0 | 0 |
| LYON County Total: | 0 | 0 | 0 | 0 | 0 | 0 | 0 | 0 |

*CMHC - Community Mental Health Center

*SMI - Severe Mental Illness

2017 ANNUAL KENTUCKY LONG TERM CARE UTILIZATION AND SERVICE REPORT

Table 2D - Personal Care Bed Census With SMI by Gender & Ages 18 - 64

| CMHC Region / County / Facility | 18-34 | | | | 35-64 | | | |
|-------------------------------------|-----------------|-------------------------|-------------------|---------------------------|-----------------|-------------------------|-------------------|---------------------------|
| | Male SMI Census | Male SMI Inpatient Days | Female SMI Census | Female SMI Inpatient Days | Male SMI Census | Male SMI Inpatient Days | Female SMI Census | Female SMI Inpatient Days |
| MUHLENBERG | | | | | | | | |
| Diversicare of Greenville | 0 | 0 | 0 | 0 | 0 | 0 | 1 | 356 |
| Sparks Nursing Center | 0 | 0 | 0 | 0 | 3 | 1095 | 3 | 1095 |
| MUHLENBERG County Total: | 0 | 0 | 0 | 0 | 3 | 1,095 | 4 | 1,451 |
| TRIGG | | | | | | | | |
| Better Senior Living | 0 | 0 | 0 | 0 | 5 | 900 | 11 | 1980 |
| TRIGG County Total: | 0 | 0 | 0 | 0 | 5 | 900 | 11 | 1,980 |
| Pennyroyal CMHC Total: | 25 | 8,257 | 44 | 6,284 | 167 | 38,783 | 155 | 31,396 |
| River Valley | | | | | | | | |
| DAVIESS | | | | | | | | |
| Bishop Soenneker Home | 0 | 0 | 2 | 730 | 11 | 3959 | 5 | 1640 |
| Carmel Home | 0 | 0 | 0 | 0 | 0 | 0 | 0 | 0 |
| Davco Rest Home | 3 | 1095 | 4 | 1460 | 49 | 17885 | 52 | 18980 |
| Fern Terrace of Owensboro | 0 | 0 | 0 | 0 | 19 | 6935 | 24 | 8760 |
| Owensboro Center | 0 | 0 | 0 | 0 | 1 | 365 | 1 | 0 |
| DAVIESS County Total: | 3 | 1,095 | 6 | 2,190 | 80 | 29,144 | 82 | 29,380 |
| HANCOCK | | | | | | | | |
| The Oaks PCH/Lewisport | 6 | 1775 | 0 | 0 | 43 | 10537 | 7 | 680 |
| HANCOCK County Total: | 6 | 1,775 | 0 | 0 | 43 | 10,537 | 7 | 680 |
| HENDERSON | | | | | | | | |
| Henderson Manor | 1 | 16 | 3 | 528 | 8 | 2319 | 9 | 2386 |
| HENDERSON County Total: | 1 | 16 | 3 | 528 | 8 | 2,319 | 9 | 2,386 |
| MCLEAN | | | | | | | | |
| Sunny Acres | 0 | 0 | 0 | 0 | 20 | 5777 | 4 | 898 |
| MCLEAN County Total: | 0 | 0 | 0 | 0 | 20 | 5,777 | 4 | 898 |
| OHIO | | | | | | | | |
| Beaver Dam Nursing and Rehab Center | 0 | 0 | 0 | 0 | 0 | 0 | 0 | 0 |
| OHIO County Total: | 0 | 0 | 0 | 0 | 0 | 0 | 0 | 0 |
| UNION | | | | | | | | |
| Breckinridge Place | 0 | 0 | 0 | 0 | 0 | 0 | 0 | 0 |
| UNION County Total: | 0 | 0 | 0 | 0 | 0 | 0 | 0 | 0 |
| River Valley CMHC Total: | 10 | 2,886 | 9 | 2,718 | 151 | 47,777 | 102 | 33,344 |

*CMHC - Community Mental Health Center

*SMI - Severe Mental Illness

2017 ANNUAL KENTUCKY LONG TERM CARE UTILIZATION AND SERVICE REPORT

Table 2D - Personal Care Bed Census With SMI by Gender & Ages 18 - 64

| CMHC Region / County / Facility | 18-34 | | | | 35-64 | | | |
|---------------------------------------------------|--------------------|-------------------------------|----------------------|---------------------------------|--------------------|-------------------------------|----------------------|---------------------------------|
| | Male SMI Census | Male SMI Inpatient Days | Female SMI Census | Female SMI Inpatient Days | Male SMI Census | Male SMI Inpatient Days | Female SMI Census | Female SMI Inpatient Days |
| Seven Counties | | | | | | | | |
| BULLITT | | | | | | | | |
| Colonial House of Shepherdsville | 0 | 0 | 1 | 365 | 23 | 8688 | 18 | 6314 |
| BULLITT County Total: | 0 | 0 | 1 | 365 | 23 | 8,688 | 18 | 6,314 |
| JEFFERSON | | | | | | | | |
| Barton House of Louisville #1 | 0 | 0 | 0 | 0 | 0 | 0 | 0 | 0 |
| Belmont Village | 0 | 0 | 0 | 0 | 0 | 0 | 0 | 0 |
| Brookdale Blankenbaker | 0 | 0 | 0 | 0 | 0 | 0 | 0 | 0 |
| Brookdale Stonestreet | 0 | 0 | 0 | 0 | 0 | 0 | 0 | 0 |
| Eastern Star Home in KY | 0 | 0 | 0 | 0 | 0 | 0 | 0 | 0 |
| Episcopal Church Home | 0 | 0 | 0 | 0 | 0 | 0 | 0 | 0 |
| Forest Hills Commons | 0 | 0 | 0 | 0 | 0 | 0 | 0 | 0 |
| Forest Springs Health Campus | 0 | 0 | 0 | 0 | 0 | 0 | 0 | 0 |
| Heartsong Memory Care | 0 | 0 | 0 | 0 | 0 | 0 | 0 | 0 |
| Little Sisters of the Poor - St. Joseph's Home | 0 | 0 | 0 | 0 | 0 | 0 | 0 | 0 |
| Louisville Protestant Altenheim | 0 | 0 | 0 | 0 | 0 | 0 | 1 | 365 |
| Masonic Home of Louisville | 0 | 0 | 0 | 0 | 1 | 365 | 1 | 365 |
| Morning Pointe Of Louisville At South Hurstbourne | 0 | 0 | 0 | 0 | 0 | 0 | 0 | 0 |
| Nazareth Home | 0 | 0 | 0 | 0 | 0 | 0 | 0 | 0 |
| Nazareth Home Clifton | 0 | 0 | 0 | 0 | 0 | 0 | 0 | 0 |
| Park Louisville | 0 | 0 | 0 | 0 | 0 | 0 | 0 | 0 |
| Parr's at Springhurst | 0 | 0 | 0 | 0 | 0 | 0 | 0 | 0 |
| Rose Anna Hughes Home/Westminster | 0 | 0 | 0 | 0 | 0 | 0 | 1 | 365 |
| Sunrise of Louisville | 0 | 0 | 0 | 0 | 0 | 0 | 0 | 0 |
| Symphony at Oaklawn | 0 | 0 | 0 | 0 | 0 | 0 | 0 | 0 |
| The Forum at Brookside | 0 | 0 | 0 | 0 | 0 | 0 | 0 | 0 |
| The Lantern At Morning Pointe (Louisville) | 0 | 0 | 0 | 0 | 0 | 0 | 0 | 0 |
| Thrive At Beckley Creek | 0 | 0 | 0 | 0 | 0 | 0 | 0 | 0 |
| Treyton Oaks Towers | 0 | 0 | 0 | 0 | 0 | 0 | 0 | 0 |
| Wesley Manor | 0 | 0 | 0 | 0 | 0 | 0 | 0 | 0 |
| Westport Place Health Campus | 0 | 0 | 0 | 0 | 0 | 0 | 0 | 0 |
| JEFFERSON County Total: | 0 | 0 | 0 | 0 | 1 | 365 | 3 | 1,095 |

*CMHC - Community Mental Health Center

*SMI - Severe Mental Illness

2017 ANNUAL KENTUCKY LONG TERM CARE UTILIZATION AND SERVICE REPORT

Table 2D - Personal Care Bed Census With SMI by Gender & Ages 18 - 64

| CMHC Region / County / Facility | 18-34 | | | | 35-64 | | | |
|-----------------------------------|--------------------|-------------------------------|----------------------|---------------------------------|--------------------|-------------------------------|----------------------|---------------------------------|
| | Male SMI Census | Male SMI Inpatient Days | Female SMI Census | Female SMI Inpatient Days | Male SMI Census | Male SMI Inpatient Days | Female SMI Census | Female SMI Inpatient Days |
| SHELBY | | | | | | | | |
| Colonial Hall Manor | 4 | 672 | 2 | 145 | 24 | 6692 | 19 | 3971 |
| Masonic Home of Shelbyville | 0 | 0 | 0 | 0 | 0 | 0 | 0 | 0 |
| SHELBY County Total: | 4 | 672 | 2 | 145 | 24 | 6,692 | 19 | 3,971 |
| Seven Counties CMHC Total: | 4 | 672 | 3 | 510 | 48 | 15,745 | 40 | 11,380 |
| Statewide Total | 137 | 34,971 | 129 | 27,709 | 923 | 242,737 | 722 | 179,594 |

*CMHC - Community Mental Health Center

*SMI - Severe Mental Illness

2017 ANNUAL KENTUCKY LONG TERM CARE UTILIZATION AND SERVICE REPORT

Table 2DD - Personal Care Bed Census by Gender & Ages 18 - 64

Patients With SMI Receiving State Supplementation

| CMHC Region / County / Facility | 18-34 | | | | 35-64 | | | |
|---------------------------------------------|-------------------------------------|------------------------------------------------|------------------------------------|-----------------------------------------------|----------------------------------|---------------------------------------------|------------------------------------|-----------------------------------------------|
| | Male SMI State Supp Census | Male SMI State Supp Inpatient Days | Female SMI State Supp Census | Female SMI State Supp Inpatient Days | Male SMI State Supp Census | Male SMI State Supp Inpatient Days | Female SMI State Supp Census | Female SMI State Supp Inpatient Days |
| Adanta | | | | | | | | |
| MCCREARY | | | | | | | | |
| Cumberland Manor Rest Home | 0 | 0 | 0 | 0 | 36 | 5988 | 12 | 4197 |
| MCCREARY County Total: | 0 | 0 | 0 | 0 | 36 | 5,988 | 12 | 4,197 |
| PULASKI | | | | | | | | |
| Crestview Personal Care | 0 | 0 | 0 | 0 | 0 | 0 | 11 | 3071 |
| Somervew Personal Care Home | 4 | 620 | 0 | 0 | 25 | 6805 | 17 | 3548 |
| PULASKI County Total: | 4 | 620 | 0 | 0 | 25 | 6,805 | 28 | 6,619 |
| WAYNE | | | | | | | | |
| Dishman Personal Care Home | 7 | 868 | 1 | 135 | 26 | 4557 | 16 | 2916 |
| Hicks' Golden Years Nursing Home | 0 | 0 | 0 | 0 | 0 | 0 | 0 | 0 |
| WAYNE County Total: | 7 | 868 | 1 | 135 | 26 | 4,557 | 16 | 2,916 |
| Adanta CMHC Total: | 11 | 1,488 | 1 | 135 | 87 | 17,350 | 56 | 13,732 |
| Bluegrass | | | | | | | | |
| ANDERSON | | | | | | | | |
| Signature Healthcare at Heritage Hall Rehab | 0 | 0 | 0 | 0 | 0 | 0 | 0 | 0 |
| Sunset Hill Personal Care Home | 0 | 0 | 0 | 0 | 0 | 0 | 0 | 0 |
| ANDERSON County Total: | 0 | 0 | 0 | 0 | 0 | 0 | 0 | 0 |
| BOURBON | | | | | | | | |
| Bourbon Heights | 0 | 0 | 0 | 0 | 0 | 0 | 0 | 0 |
| BOURBON County Total: | 0 | 0 | 0 | 0 | 0 | 0 | 0 | 0 |
| BOYLE | | | | | | | | |
| McDowell Place of Danville | 0 | 0 | 0 | 0 | 0 | 0 | 0 | 0 |
| Morning Pointe of Danville | 0 | 0 | 0 | 0 | 0 | 0 | 0 | 0 |
| BOYLE County Total: | 0 | 0 | 0 | 0 | 0 | 0 | 0 | 0 |
| ESTILL | | | | | | | | |
| Irvine Nursing and Rehabilitation | 0 | 0 | 0 | 0 | 0 | 0 | 0 | 0 |
| ESTILL County Total: | 0 | 0 | 0 | 0 | 0 | 0 | 0 | 0 |

*CMHC - Community Mental Health Center

*SMI - Severe Mental Illness

*State Supp - Supplementation for needy persons who are aged, blind or have a disability (KRS 205.245)

2017 ANNUAL KENTUCKY LONG TERM CARE UTILIZATION AND SERVICE REPORT

Table 2DD - Personal Care Bed Census by Gender & Ages 18 - 64

Patients With SMI Receiving State Supplementation

| CMHC Region / County / Facility | 18-34 | | | | 35-64 | | | |
|-----------------------------------------------|-------------------------------------|------------------------------------------------|------------------------------------|-----------------------------------------------|----------------------------------|---------------------------------------------|------------------------------------|-----------------------------------------------|
| | Male SMI State Supp Census | Male SMI State Supp Inpatient Days | Female SMI State Supp Census | Female SMI State Supp Inpatient Days | Male SMI State Supp Census | Male SMI State Supp Inpatient Days | Female SMI State Supp Census | Female SMI State Supp Inpatient Days |
| FAYETTE | | | | | | | | |
| Brookdale Richmond Place | 0 | 0 | 0 | 0 | 0 | 0 | 0 | 0 |
| Central Ky Recovery Center Unit 1 | 7 | 740 | 4 | 751 | 9 | 873 | 5 | 358 |
| Central KY Recovery Center Unit 2 | 5 | 455 | 1 | 230 | 11 | 1332 | 13 | 1285 |
| Lantern at Morning Pointe Alz and Memory Care | 0 | 0 | 0 | 0 | 0 | 0 | 0 | 0 |
| Lexington Country Place | 0 | 0 | 0 | 0 | 0 | 0 | 0 | 0 |
| Mayfair Village Retirement Center | 0 | 0 | 0 | 0 | 0 | 0 | 0 | 0 |
| Morning Pointe of Lexington | 0 | 0 | 0 | 0 | 0 | 0 | 0 | 0 |
| Morning Pointe of Lexington East | 0 | 0 | 0 | 0 | 0 | 0 | 0 | 0 |
| Provision Living At Beaumont Centre | 0 | 0 | 0 | 0 | 0 | 0 | 0 | 0 |
| Signature Healthcare At Tanbark Rehab | 0 | 0 | 0 | 0 | 0 | 0 | 0 | 0 |
| The Breckinridge | 0 | 0 | 0 | 0 | 0 | 0 | 0 | 0 |
| The Legacy At The Willows | 0 | 0 | 0 | 0 | 0 | 0 | 0 | 0 |
| The Willows At Fritz Farm | 0 | 0 | 0 | 0 | 0 | 0 | 0 | 0 |
| The Willows at Hamburg | 0 | 0 | 0 | 0 | 0 | 0 | 0 | 0 |
| Willows at Citation | 0 | 0 | 0 | 0 | 0 | 0 | 0 | 0 |
| FAYETTE County Total: | 12 | 1,195 | 5 | 981 | 20 | 2,205 | 18 | 1,643 |
| FRANKLIN | | | | | | | | |
| Morning Pointe of Frankfort | 0 | 0 | 0 | 0 | 0 | 0 | 0 | 0 |
| The Lantern at Morning Pointe of Frankfort | 0 | 0 | 0 | 0 | 0 | 0 | 0 | 0 |
| FRANKLIN County Total: | 0 | 0 | 0 | 0 | 0 | 0 | 0 | 0 |
| HARRISON | | | | | | | | |
| Cedar Ridge Health Campus | 0 | 0 | 0 | 0 | 0 | 0 | 0 | 0 |
| Parkside Manor | 1 | 205 | 0 | 0 | 11 | 3650 | 13 | 3346 |
| Shady Lawn Home | 1 | 365 | 2 | 554 | 26 | 7846 | 13 | 3521 |
| HARRISON County Total: | 2 | 570 | 2 | 554 | 37 | 11,496 | 26 | 6,867 |
| JESSAMINE | | | | | | | | |
| Bridgepointe At Ashgrove Woods | 0 | 0 | 0 | 0 | 0 | 0 | 0 | 0 |
| Rose Terrace Lodge | 1 | 207 | 1 | 268 | 10 | 2451 | 8 | 2561 |

*CMHC - Community Mental Health Center

*SMI - Severe Mental Illness

*State Supp - Supplementation for needy persons who are aged, blind or have a disability (KRS 205.245)

2017 ANNUAL KENTUCKY LONG TERM CARE UTILIZATION AND SERVICE REPORT

Table 2DD - Personal Care Bed Census by Gender & Ages 18 - 64

Patients With SMI Receiving State Supplementation

| CMHC Region / County / Facility | 18-34 | | | | 35-64 | | | |
|--------------------------------------------|-------------------------------------|------------------------------------------------|------------------------------------|-----------------------------------------------|----------------------------------|---------------------------------------------|------------------------------------|-----------------------------------------------|
| | Male SMI State Supp Census | Male SMI State Supp Inpatient Days | Female SMI State Supp Census | Female SMI State Supp Inpatient Days | Male SMI State Supp Census | Male SMI State Supp Inpatient Days | Female SMI State Supp Census | Female SMI State Supp Inpatient Days |
| Wesley Village | 0 | 0 | 0 | 0 | 0 | 0 | 0 | 0 |
| JESSAMINE County Total: | 1 | 207 | 1 | 268 | 10 | 2,451 | 8 | 2,561 |
| LINCOLN | | | | | | | | |
| Waynesburg Manor | 0 | 0 | 0 | 0 | 9 | 4678 | 4 | 1460 |
| LINCOLN County Total: | 0 | 0 | 0 | 0 | 9 | 4,678 | 4 | 1,460 |
| MADISON | | | | | | | | |
| Morning Pointe of Richmond | 0 | 0 | 0 | 0 | 0 | 0 | 0 | 0 |
| Telford Terrace | 0 | 0 | 0 | 0 | 0 | 0 | 0 | 0 |
| MADISON County Total: | 0 | 0 | 0 | 0 | 0 | 0 | 0 | 0 |
| POWELL | | | | | | | | |
| Stanton Nursing and Rehabilitation Center | 0 | 0 | 0 | 0 | 0 | 0 | 0 | 0 |
| POWELL County Total: | 0 | 0 | 0 | 0 | 0 | 0 | 0 | 0 |
| WOODFORD | | | | | | | | |
| Taylor Manor Nursing Home | 0 | 0 | 0 | 0 | 0 | 0 | 0 | 0 |
| The Homeplace At Midway | 0 | 0 | 0 | 0 | 0 | 0 | 0 | 0 |
| WOODFORD County Total: | 0 | 0 | 0 | 0 | 0 | 0 | 0 | 0 |
| Bluegrass CMHC Total: | 15 | 1,972 | 8 | 1,803 | 76 | 20,830 | 56 | 12,531 |
| Communicare | | | | | | | | |
| GRAYSON | | | | | | | | |
| Grayson Manor | 0 | 0 | 0 | 0 | 0 | 0 | 0 | 0 |
| GRAYSON County Total: | 0 | 0 | 0 | 0 | 0 | 0 | 0 | 0 |
| HARDIN | | | | | | | | |
| Signature Healthcare at North Hardin Rehab | 0 | 0 | 0 | 0 | 0 | 0 | 0 | 0 |
| HARDIN County Total: | 0 | 0 | 0 | 0 | 0 | 0 | 0 | 0 |
| MARION | | | | | | | | |
| Loretto Motherhouse Infirmary | 0 | 0 | 0 | 0 | 0 | 0 | 0 | 0 |
| The Village of Lebanon II | 0 | 0 | 0 | 0 | 0 | 0 | 0 | 0 |
| MARION County Total: | 0 | 0 | 0 | 0 | 0 | 0 | 0 | 0 |

*CMHC - Community Mental Health Center

*SMI - Severe Mental Illness

*State Supp - Supplementation for needy persons who are aged, blind or have a disability (KRS 205.245)

2017 ANNUAL KENTUCKY LONG TERM CARE UTILIZATION AND SERVICE REPORT

Table 2DD - Personal Care Bed Census by Gender & Ages 18 - 64

Patients With SMI Receiving State Supplementation

| CMHC Region / County / Facility | 18-34 | | | | 35-64 | | | |
|----------------------------------------|-------------------------------------|------------------------------------------------|------------------------------------|-----------------------------------------------|----------------------------------|---------------------------------------------|------------------------------------|-----------------------------------------------|
| | Male SMI State Supp Census | Male SMI State Supp Inpatient Days | Female SMI State Supp Census | Female SMI State Supp Inpatient Days | Male SMI State Supp Census | Male SMI State Supp Inpatient Days | Female SMI State Supp Census | Female SMI State Supp Inpatient Days |
| MEADE | | | | | | | | |
| Brandenburg Nursing and Rehabilitation | 0 | 0 | 0 | 0 | 0 | 0 | 0 | 0 |
| MEADE County Total: | 0 | 0 | 0 | 0 | 0 | 0 | 0 | 0 |
| NELSON | | | | | | | | |
| Windsor Gardens CCRC | 0 | 0 | 0 | 0 | 0 | 0 | 0 | 0 |
| NELSON County Total: | 0 | 0 | 0 | 0 | 0 | 0 | 0 | 0 |
| WASHINGTON | | | | | | | | |
| Sansbury Care Center | 0 | 0 | 0 | 0 | 0 | 0 | 0 | 0 |
| WASHINGTON County Total: | 0 | 0 | 0 | 0 | 0 | 0 | 0 | 0 |
| Communicare CMHC Total: | 0 | 0 | 0 | 0 | 0 | 0 | 0 | 0 |
| Cumberland River | | | | | | | | |
| BELL | | | | | | | | |
| Generations Center of Middlesboro | 0 | 0 | 0 | 0 | 24 | 6165 | 18 | 4035 |
| BELL County Total: | 0 | 0 | 0 | 0 | 24 | 6,165 | 18 | 4,035 |
| HARLAN | | | | | | | | |
| The Laurels | 0 | 0 | 0 | 0 | 28 | 6745 | 17 | 4143 |
| HARLAN County Total: | 0 | 0 | 0 | 0 | 28 | 6,745 | 17 | 4,143 |
| KNOX | | | | | | | | |
| Christian Health Center - Corbin | 0 | 0 | 0 | 0 | 0 | 0 | 0 | 0 |
| KNOX County Total: | 0 | 0 | 0 | 0 | 0 | 0 | 0 | 0 |
| Cumberland River CMHC Total: | 0 | 0 | 0 | 0 | 52 | 12,910 | 35 | 8,178 |
| Four Rivers | | | | | | | | |
| CALLOWAY | | | | | | | | |
| Fern Terrace of Murray | 0 | 0 | 0 | 0 | 0 | 0 | 2 | 546 |
| Gardens At Hickory Woods | 0 | 0 | 0 | 0 | 0 | 0 | 0 | 0 |
| CALLOWAY County Total: | 0 | 0 | 0 | 0 | 0 | 0 | 2 | 546 |
| CARLISLE | | | | | | | | |
| Countryside Center | 0 | 0 | 1 | 365 | 0 | 0 | 0 | 0 |
| CARLISLE County Total: | 0 | 0 | 1 | 365 | 0 | 0 | 0 | 0 |

*CMHC - Community Mental Health Center

*SMI - Severe Mental Illness

*State Supp - Supplementation for needy persons who are aged, blind or have a disability (KRS 205.245)

2017 ANNUAL KENTUCKY LONG TERM CARE UTILIZATION AND SERVICE REPORT

Table 2DD - Personal Care Bed Census by Gender & Ages 18 - 64

Patients With SMI Receiving State Supplementation

| CMHC Region / County / Facility | 18-34 | | | | 35-64 | | | |
|-----------------------------------------|-------------------------------------|------------------------------------------------|------------------------------------|-----------------------------------------------|----------------------------------|---------------------------------------------|------------------------------------|-----------------------------------------------|
| | Male SMI State Supp Census | Male SMI State Supp Inpatient Days | Female SMI State Supp Census | Female SMI State Supp Inpatient Days | Male SMI State Supp Census | Male SMI State Supp Inpatient Days | Female SMI State Supp Census | Female SMI State Supp Inpatient Days |
| GRAVES | | | | | | | | |
| Autumn Ridge Personal Care | 0 | 0 | 0 | 0 | 0 | 0 | 0 | 0 |
| Fern Terrace of Mayfield | 0 | 0 | 0 | 0 | 0 | 0 | 0 | 0 |
| GRAVES County Total: | 0 | 0 | 0 | 0 | 0 | 0 | 0 | 0 |
| HICKMAN | | | | | | | | |
| Clinton Hickman County Nursing Facility | 0 | 0 | 0 | 0 | 0 | 0 | 0 | 0 |
| Clinton Place | 0 | 0 | 0 | 0 | 0 | 0 | 0 | 0 |
| HICKMAN County Total: | 0 | 0 | 0 | 0 | 0 | 0 | 0 | 0 |
| MCCRACKEN | | | | | | | | |
| Gaither Suites at West Park | 0 | 0 | 0 | 0 | 0 | 0 | 0 | 0 |
| MCCRACKEN County Total: | 0 | 0 | 0 | 0 | 0 | 0 | 0 | 0 |
| Four Rivers CMHC Total: | 0 | 0 | 1 | 365 | 0 | 0 | 2 | 546 |
| Kentucky River | | | | | | | | |
| KNOTT | | | | | | | | |
| Caney Creek Rehabilitation Complex | 0 | 0 | 0 | 0 | 0 | 0 | 0 | 0 |
| Golden Years Rest Home | 15 | 6500 | 17 | 5500 | 19 | 2350 | 15 | 2265 |
| KNOTT County Total: | 15 | 6,500 | 17 | 5,500 | 19 | 2,350 | 15 | 2,265 |
| OWSLEY | | | | | | | | |
| Owsley County Health Care Center | 0 | 0 | 0 | 0 | 0 | 0 | 0 | 0 |
| OWSLEY County Total: | 0 | 0 | 0 | 0 | 0 | 0 | 0 | 0 |
| Kentucky River CMHC Total: | 15 | 6,500 | 17 | 5,500 | 19 | 2,350 | 15 | 2,265 |
| LifeSkills | | | | | | | | |
| ALLEN | | | | | | | | |
| Cornerstone Manor | 8 | 2343 | 2 | 431 | 37 | 4451 | 14 | 1544 |
| Scottsville Manor | 1 | 117 | 2 | 296 | 10 | 2948 | 9 | 2624 |
| ALLEN County Total: | 9 | 2,460 | 4 | 727 | 47 | 7,399 | 23 | 4,168 |
| BARREN | | | | | | | | |
| NHC HealthCare, Glasgow | 0 | 0 | 0 | 0 | 0 | 0 | 0 | 0 |
| BARREN County Total: | 0 | 0 | 0 | 0 | 0 | 0 | 0 | 0 |

*CMHC - Community Mental Health Center

*SMI - Severe Mental Illness

*State Supp - Supplementation for needy persons who are aged, blind or have a disability (KRS 205.245)

2017 ANNUAL KENTUCKY LONG TERM CARE UTILIZATION AND SERVICE REPORT

Table 2DD - Personal Care Bed Census by Gender & Ages 18 - 64

Patients With SMI Receiving State Supplementation

| CMHC Region / County / Facility | 18-34 | | | | 35-64 | | | |
|------------------------------------------------|-------------------------------------|------------------------------------------------|------------------------------------|-----------------------------------------------|----------------------------------|---------------------------------------------|------------------------------------|-----------------------------------------------|
| | Male SMI State Supp Census | Male SMI State Supp Inpatient Days | Female SMI State Supp Census | Female SMI State Supp Inpatient Days | Male SMI State Supp Census | Male SMI State Supp Inpatient Days | Female SMI State Supp Census | Female SMI State Supp Inpatient Days |
| EDMONSON | | | | | | | | |
| Edmonson Center | 0 | 0 | 0 | 0 | 0 | 0 | 0 | 0 |
| EDMONSON County Total: | 0 | 0 | 0 | 0 | 0 | 0 | 0 | 0 |
| HART | | | | | | | | |
| Hart County Manor | 0 | 1265 | 0 | 730 | 26 | 4875 | 26 | 9490 |
| HART County Total: | 0 | 1,265 | 0 | 730 | 26 | 4,875 | 26 | 9,490 |
| METCALFE | | | | | | | | |
| Harper's Home for the Aged | 0 | 0 | 0 | 0 | 0 | 0 | 0 | 0 |
| Metcalfe Health Care Center | 0 | 0 | 0 | 0 | 0 | 0 | 0 | 0 |
| METCALFE County Total: | 0 | 0 | 0 | 0 | 0 | 0 | 0 | 0 |
| SIMPSON | | | | | | | | |
| Lewis Memorial Methodist Home | 0 | 0 | 0 | 0 | 0 | 0 | 0 | 0 |
| SIMPSON County Total: | 0 | 0 | 0 | 0 | 0 | 0 | 0 | 0 |
| WARREN | | | | | | | | |
| Christian Health Center, Bowling Green | 0 | 0 | 0 | 0 | 0 | 0 | 0 | 0 |
| Fern Terrace of Bowling Green | 3 | 1095 | 3 | 1095 | 51 | 18615 | 68 | 24820 |
| The Haven At Massey Springs | 0 | 0 | 0 | 0 | 0 | 0 | 0 | 0 |
| WARREN County Total: | 3 | 1,095 | 3 | 1,095 | 51 | 18,615 | 68 | 24,820 |
| LifeSkills CMHC Total: | 12 | 4,820 | 7 | 2,552 | 124 | 30,889 | 117 | 38,478 |
| Mountain | | | | | | | | |
| JOHNSON | | | | | | | | |
| Venture Home of Paintsville | 8 | 1376 | 9 | 1747 | 29 | 4716 | 36 | 5431 |
| JOHNSON County Total: | 8 | 1,376 | 9 | 1,747 | 29 | 4,716 | 36 | 5,431 |
| MAGOFFIN | | | | | | | | |
| Salyersville Nursing and Rehabilitation Center | 0 | 0 | 0 | 0 | 0 | 0 | 0 | 0 |
| MAGOFFIN County Total: | 0 | 0 | 0 | 0 | 0 | 0 | 0 | 0 |
| MARTIN | | | | | | | | |
| Martin County Health Care Facility | 0 | 0 | 0 | 0 | 0 | 0 | 0 | 0 |
| MARTIN County Total: | 0 | 0 | 0 | 0 | 0 | 0 | 0 | 0 |

*CMHC - Community Mental Health Center

*SMI - Severe Mental Illness

*State Supp - Supplementation for needy persons who are aged, blind or have a disability (KRS 205.245)

2017 ANNUAL KENTUCKY LONG TERM CARE UTILIZATION AND SERVICE REPORT

Table 2DD - Personal Care Bed Census by Gender & Ages 18 - 64

Patients With SMI Receiving State Supplementation

| CMHC Region / County / Facility | 18-34 | | | | 35-64 | | | |
|----------------------------------------|-------------------------------------|------------------------------------------------|------------------------------------|-----------------------------------------------|----------------------------------|---------------------------------------------|------------------------------------|-----------------------------------------------|
| | Male SMI State Supp Census | Male SMI State Supp Inpatient Days | Female SMI State Supp Census | Female SMI State Supp Inpatient Days | Male SMI State Supp Census | Male SMI State Supp Inpatient Days | Female SMI State Supp Census | Female SMI State Supp Inpatient Days |
| PIKE | | | | | | | | |
| Good Shepherd Community Nursing Center | 0 | 0 | 0 | 0 | 0 | 0 | 0 | 0 |
| PIKE County Total: | 0 | 0 | 0 | 0 | 0 | 0 | 0 | 0 |
| Mountain CMHC Total: | 8 | 1,376 | 9 | 1,747 | 29 | 4,716 | 36 | 5,431 |
| NorthKey | | | | | | | | |
| BOONE | | | | | | | | |
| Colonial Gardens | 0 | 0 | 0 | 0 | 0 | 0 | 0 | 0 |
| BOONE County Total: | 0 | 0 | 0 | 0 | 0 | 0 | 0 | 0 |
| CAMPBELL | | | | | | | | |
| Baptist Convalescent Center | 0 | 0 | 0 | 0 | 0 | 0 | 0 | 0 |
| Carmel Manor | 0 | 0 | 0 | 0 | 0 | 0 | 0 | 0 |
| CAMPBELL County Total: | 0 | 0 | 0 | 0 | 0 | 0 | 0 | 0 |
| CARROLL | | | | | | | | |
| Carrollton Manor | 1 | 365 | 2 | 325 | 11 | 3841 | 8 | 2330 |
| Valley Haven Rest Home | 6 | 2148 | 0 | 0 | 23 | 9437 | 0 | 0 |
| CARROLL County Total: | 7 | 2,513 | 2 | 325 | 34 | 13,278 | 8 | 2,330 |
| GRANT | | | | | | | | |
| Jonesville Rest Home | 5 | 1015 | 4 | 219 | 15 | 3507 | 8 | 1471 |
| GRANT County Total: | 5 | 1,015 | 4 | 219 | 15 | 3,507 | 8 | 1,471 |
| KENTON | | | | | | | | |
| Brookdale Edgewood | 0 | 0 | 0 | 0 | 0 | 0 | 0 | 0 |
| Covington Ladies Home | 0 | 0 | 0 | 0 | 0 | 0 | 0 | 0 |
| Emerald Trace | 0 | 0 | 0 | 0 | 0 | 0 | 0 | 0 |
| Ivy Knoll | 0 | 0 | 0 | 0 | 0 | 0 | 0 | 0 |
| Madonna Manor | 0 | 0 | 0 | 0 | 0 | 0 | 0 | 0 |
| Regency Manor | 0 | 0 | 0 | 0 | 2 | 1019 | 4 | 2065 |
| Regency Manor North | 0 | 0 | 0 | 0 | 2 | 516 | 3 | 605 |
| St Charles Care Center | 0 | 0 | 0 | 0 | 0 | 0 | 0 | 0 |
| KENTON County Total: | 0 | 0 | 0 | 0 | 4 | 1,535 | 7 | 2,670 |

*CMHC - Community Mental Health Center

*SMI - Severe Mental Illness

*State Supp - Supplementation for needy persons who are aged, blind or have a disability (KRS 205.245)

2017 ANNUAL KENTUCKY LONG TERM CARE UTILIZATION AND SERVICE REPORT

Table 2DD - Personal Care Bed Census by Gender & Ages 18 - 64

Patients With SMI Receiving State Supplementation

| CMHC Region / County / Facility | 18-34 | | | | 35-64 | | | |
|----------------------------------------------|-------------------------------------|------------------------------------------------|------------------------------------|-----------------------------------------------|----------------------------------|---------------------------------------------|------------------------------------|-----------------------------------------------|
| | Male SMI State Supp Census | Male SMI State Supp Inpatient Days | Female SMI State Supp Census | Female SMI State Supp Inpatient Days | Male SMI State Supp Census | Male SMI State Supp Inpatient Days | Female SMI State Supp Census | Female SMI State Supp Inpatient Days |
| PENDLETON | | | | | | | | |
| Falmouth Nursing Home | 0 | 0 | 0 | 0 | 9 | 0 | 11 | 0 |
| The Front Gate | 0 | 0 | 0 | 0 | 13 | 4745 | 4 | 1460 |
| PENDLETON County Total: | 0 | 0 | 0 | 0 | 22 | 4,745 | 15 | 1,460 |
| NorthKey CMHC Total: | 12 | 3,528 | 6 | 544 | 75 | 23,065 | 38 | 7,931 |
| Pathways | | | | | | | | |
| BOYD | | | | | | | | |
| Artrips Personal Care Home | 1 | 365 | 1 | 365 | 3 | 365 | 5 | 365 |
| Hamilton's Personal Care Home | 0 | 0 | 0 | 0 | 0 | 0 | 0 | 0 |
| King's Daughters And Sons Home | 0 | 0 | 0 | 0 | 0 | 0 | 0 | 0 |
| BOYD County Total: | 1 | 365 | 1 | 365 | 3 | 365 | 5 | 365 |
| GREENUP | | | | | | | | |
| Frasure's Personal Care Home | 9 | 2127 | 7 | 1677 | 16 | 3620 | 21 | 5601 |
| Morning Pointe Of Russell | 0 | 0 | 0 | 0 | 0 | 0 | 0 | 0 |
| Oakmont Manor | 0 | 0 | 0 | 0 | 0 | 0 | 0 | 0 |
| Russell Convalescent Home | 5 | 1564 | 5 | 1068 | 15 | 5132 | 9 | 2806 |
| The Lantern At Morning Pointe Alzheimers and | 0 | 0 | 0 | 0 | 0 | 0 | 0 | 0 |
| Trinity Station Retirement Community | 0 | 0 | 0 | 0 | 0 | 0 | 0 | 0 |
| GREENUP County Total: | 14 | 3,691 | 12 | 2,745 | 31 | 8,752 | 30 | 8,407 |
| LAWRENCE | | | | | | | | |
| The Jordan Center | 0 | 0 | 0 | 0 | 0 | 0 | 1 | 365 |
| LAWRENCE County Total: | 0 | 0 | 0 | 0 | 0 | 0 | 1 | 365 |
| MENIFEE | | | | | | | | |
| Edgewood Estates | 0 | 0 | 0 | 0 | 0 | 0 | 0 | 0 |
| MENIFEE County Total: | 0 | 0 | 0 | 0 | 0 | 0 | 0 | 0 |
| MONTGOMERY | | | | | | | | |
| Regency Memory Care | 0 | 0 | 0 | 0 | 0 | 0 | 0 | 0 |
| MONTGOMERY County Total: | 0 | 0 | 0 | 0 | 0 | 0 | 0 | 0 |

*CMHC - Community Mental Health Center

*SMI - Severe Mental Illness

*State Supp - Supplementation for needy persons who are aged, blind or have a disability (KRS 205.245)

2017 ANNUAL KENTUCKY LONG TERM CARE UTILIZATION AND SERVICE REPORT

Table 2DD - Personal Care Bed Census by Gender & Ages 18 - 64

Patients With SMI Receiving State Supplementation

| CMHC Region / County / Facility | 18-34 | | | | 35-64 | | | |
|----------------------------------------------------|-------------------------------------|------------------------------------------------|------------------------------------|-----------------------------------------------|----------------------------------|---------------------------------------------|------------------------------------|-----------------------------------------------|
| | Male SMI State Supp Census | Male SMI State Supp Inpatient Days | Female SMI State Supp Census | Female SMI State Supp Inpatient Days | Male SMI State Supp Census | Male SMI State Supp Inpatient Days | Female SMI State Supp Census | Female SMI State Supp Inpatient Days |
| MORGAN | | | | | | | | |
| West Liberty Nursing and Rehabilitation Center | 0 | 0 | 0 | 0 | 0 | 0 | 0 | 0 |
| MORGAN County Total: | 0 | 0 | 0 | 0 | 0 | 0 | 0 | 0 |
| Pathways CMHC Total: | 15 | 4,056 | 13 | 3,110 | 34 | 9,117 | 36 | 9,137 |
| Pennyroyal | | | | | | | | |
| CALDWELL | | | | | | | | |
| Highland Homes, Inc. | 2 | 730 | 5 | 1825 | 26 | 9490 | 25 | 9125 |
| CALDWELL County Total: | 2 | 730 | 5 | 1,825 | 26 | 9,490 | 25 | 9,125 |
| CHRISTIAN | | | | | | | | |
| Christian County Manor | 12 | 2555 | 12 | 2825 | 16 | 4380 | 10 | 2758 |
| Christian Health Center, Hopkinsville | 0 | 0 | 0 | 0 | 0 | 0 | 0 | 0 |
| Pennyrile Home | 3 | 1460 | 2 | 0 | 35 | 8030 | 29 | 5475 |
| CHRISTIAN County Total: | 15 | 4,015 | 14 | 2,825 | 51 | 12,410 | 39 | 8,233 |
| CRITTENDEN | | | | | | | | |
| Crittenden County Health and Rehabilitation Center | 0 | 0 | 0 | 0 | 0 | 0 | 0 | 0 |
| CRITTENDEN County Total: | 0 | 0 | 0 | 0 | 0 | 0 | 0 | 0 |
| HOPKINS | | | | | | | | |
| The Homestead | 5 | 880 | 4 | 741 | 24 | 6174 | 10 | 2789 |
| The Oaks PCH/Madisonville | 2 | 730 | 2 | 730 | 21 | 5840 | 16 | 4425 |
| HOPKINS County Total: | 7 | 1,610 | 6 | 1,471 | 45 | 12,014 | 26 | 7,214 |
| LYON | | | | | | | | |
| River's Bend Retirement Community | 0 | 0 | 0 | 0 | 0 | 0 | 0 | 0 |
| LYON County Total: | 0 | 0 | 0 | 0 | 0 | 0 | 0 | 0 |
| MUHLENBERG | | | | | | | | |
| Diversicare of Greenville | 0 | 0 | 0 | 0 | 0 | 0 | 1 | 356 |
| Sparks Nursing Center | 0 | 0 | 0 | 0 | 3 | 1095 | 2 | 730 |
| MUHLENBERG County Total: | 0 | 0 | 0 | 0 | 3 | 1,095 | 3 | 1,086 |

*CMHC - Community Mental Health Center

*SMI - Severe Mental Illness

*State Supp - Supplementation for needy persons who are aged, blind or have a disability (KRS 205.245)

2017 ANNUAL KENTUCKY LONG TERM CARE UTILIZATION AND SERVICE REPORT

Table 2DD - Personal Care Bed Census by Gender & Ages 18 - 64

Patients With SMI Receiving State Supplementation

| CMHC Region / County / Facility | 18-34 | | | | 35-64 | | | |
|-------------------------------------|-------------------------------------|------------------------------------------------|------------------------------------|-----------------------------------------------|----------------------------------|---------------------------------------------|------------------------------------|-----------------------------------------------|
| | Male SMI State Supp Census | Male SMI State Supp Inpatient Days | Female SMI State Supp Census | Female SMI State Supp Inpatient Days | Male SMI State Supp Census | Male SMI State Supp Inpatient Days | Female SMI State Supp Census | Female SMI State Supp Inpatient Days |
| TRIGG | | | | | | | | |
| Better Senior Living | 0 | 0 | 0 | 0 | 5 | 900 | 10 | 1615 |
| TRIGG County Total: | 0 | 0 | 0 | 0 | 5 | 900 | 10 | 1,615 |
| Pennyroyal CMHC Total: | 24 | 6,355 | 25 | 6,121 | 130 | 35,909 | 103 | 27,273 |
| River Valley | | | | | | | | |
| DAVIESS | | | | | | | | |
| Bishop Soenneker Home | 0 | 0 | 2 | 730 | 9 | 3229 | 5 | 1640 |
| Carmel Home | 0 | 0 | 0 | 0 | 0 | 0 | 0 | 0 |
| Davco Rest Home | 3 | 1095 | 4 | 1460 | 45 | 16425 | 52 | 18980 |
| Fern Terrace of Owensboro | 0 | 0 | 0 | 0 | 18 | 6570 | 23 | 8395 |
| Owensboro Center | 0 | 0 | 0 | 0 | 1 | 365 | 0 | 0 |
| DAVIESS County Total: | 3 | 1,095 | 6 | 2,190 | 73 | 26,589 | 80 | 29,015 |
| HANCOCK | | | | | | | | |
| The Oaks PCH/Lewisport | 6 | 1775 | 0 | 0 | 43 | 10537 | 7 | 680 |
| HANCOCK County Total: | 6 | 1,775 | 0 | 0 | 43 | 10,537 | 7 | 680 |
| HENDERSON | | | | | | | | |
| Henderson Manor | 1 | 16 | 3 | 528 | 8 | 2319 | 9 | 2386 |
| HENDERSON County Total: | 1 | 16 | 3 | 528 | 8 | 2,319 | 9 | 2,386 |
| MCLEAN | | | | | | | | |
| Sunny Acres | 0 | 0 | 0 | 0 | 18 | 5047 | 4 | 898 |
| MCLEAN County Total: | 0 | 0 | 0 | 0 | 18 | 5,047 | 4 | 898 |
| OHIO | | | | | | | | |
| Beaver Dam Nursing and Rehab Center | 0 | 0 | 0 | 0 | 0 | 0 | 0 | 0 |
| OHIO County Total: | 0 | 0 | 0 | 0 | 0 | 0 | 0 | 0 |
| UNION | | | | | | | | |
| Breckinridge Place | 0 | 0 | 0 | 0 | 0 | 0 | 0 | 0 |
| UNION County Total: | 0 | 0 | 0 | 0 | 0 | 0 | 0 | 0 |
| River Valley CMHC Total: | 10 | 2,886 | 9 | 2,718 | 142 | 44,492 | 100 | 32,979 |

*CMHC - Community Mental Health Center

*SMI - Severe Mental Illness

*State Supp - Supplementation for needy persons who are aged, blind or have a disability (KRS 205.245)

2017 ANNUAL KENTUCKY LONG TERM CARE UTILIZATION AND SERVICE REPORT

Table 2DD - Personal Care Bed Census by Gender & Ages 18 - 64

Patients With SMI Receiving State Supplementation

| CMHC Region / County / Facility | 18-34 | | | | 35-64 | | | |
|---------------------------------------------------|-------------------------------------|------------------------------------------------|------------------------------------|-----------------------------------------------|----------------------------------|---------------------------------------------|------------------------------------|-----------------------------------------------|
| | Male SMI State Supp Census | Male SMI State Supp Inpatient Days | Female SMI State Supp Census | Female SMI State Supp Inpatient Days | Male SMI State Supp Census | Male SMI State Supp Inpatient Days | Female SMI State Supp Census | Female SMI State Supp Inpatient Days |
| Seven Counties | | | | | | | | |
| BULLITT | | | | | | | | |
| Colonial House of Shepherdsville | 0 | 0 | 1 | 365 | 23 | 7613 | 16 | 5624 |
| BULLITT County Total: | 0 | 0 | 1 | 365 | 23 | 7,613 | 16 | 5,624 |
| JEFFERSON | | | | | | | | |
| Barton House of Louisville #1 | 0 | 0 | 0 | 0 | 0 | 0 | 0 | 0 |
| Belmont Village | 0 | 0 | 0 | 0 | 0 | 0 | 0 | 0 |
| Brookdale Blankenbaker | 0 | 0 | 0 | 0 | 0 | 0 | 0 | 0 |
| Brookdale Stonestreet | 0 | 0 | 0 | 0 | 0 | 0 | 0 | 0 |
| Eastern Star Home in KY | 0 | 0 | 0 | 0 | 0 | 0 | 0 | 0 |
| Episcopal Church Home | 0 | 0 | 0 | 0 | 0 | 0 | 0 | 0 |
| Forest Hills Commons | 0 | 0 | 0 | 0 | 0 | 0 | 0 | 0 |
| Forest Springs Health Campus | 0 | 0 | 0 | 0 | 0 | 0 | 0 | 0 |
| Heartsong Memory Care | 0 | 0 | 0 | 0 | 0 | 0 | 0 | 0 |
| Little Sisters of the Poor - St. Joseph's Home | 0 | 0 | 0 | 0 | 0 | 0 | 0 | 0 |
| Louisville Protestant Altenheim | 0 | 0 | 0 | 0 | 0 | 0 | 0 | 0 |
| Masonic Home of Louisville | 0 | 0 | 0 | 0 | 1 | 365 | 1 | 365 |
| Morning Pointe Of Louisville At South Hurstbourne | 0 | 0 | 0 | 0 | 0 | 0 | 0 | 0 |
| Nazareth Home | 0 | 0 | 0 | 0 | 0 | 0 | 0 | 0 |
| Nazareth Home Clifton | 0 | 0 | 0 | 0 | 0 | 0 | 0 | 0 |
| Park Louisville | 0 | 0 | 0 | 0 | 0 | 0 | 0 | 0 |
| Parr's at Springhurst | 0 | 0 | 0 | 0 | 0 | 0 | 0 | 0 |
| Rose Anna Hughes Home/Westminster | 0 | 0 | 0 | 0 | 0 | 0 | 0 | 0 |
| Sunrise of Louisville | 0 | 0 | 0 | 0 | 0 | 0 | 0 | 0 |
| Symphony at Oaklawn | 0 | 0 | 0 | 0 | 0 | 0 | 0 | 0 |
| The Forum at Brookside | 0 | 0 | 0 | 0 | 0 | 0 | 0 | 0 |
| The Lantern At Morning Pointe (Louisville) | 0 | 0 | 0 | 0 | 0 | 0 | 0 | 0 |
| Thrive At Beckley Creek | 0 | 0 | 0 | 0 | 0 | 0 | 0 | 0 |
| Treyton Oaks Towers | 0 | 0 | 0 | 0 | 0 | 0 | 0 | 0 |

*CMHC - Community Mental Health Center

*SMI - Severe Mental Illness

*State Supp - Supplementation for needy persons who are aged, blind or have a disability (KRS 205.245)

2017 ANNUAL KENTUCKY LONG TERM CARE UTILIZATION AND SERVICE REPORT

Table 2DD - Personal Care Bed Census by Gender & Ages 18 - 64

Patients With SMI Receiving State Supplementation

| CMHC Region / County / Facility | 18-34 | | | | 35-64 | | | |
|-----------------------------------|-------------------------------------|------------------------------------------------|------------------------------------|-----------------------------------------------|----------------------------------|---------------------------------------------|------------------------------------|-----------------------------------------------|
| | Male SMI State Supp Census | Male SMI State Supp Inpatient Days | Female SMI State Supp Census | Female SMI State Supp Inpatient Days | Male SMI State Supp Census | Male SMI State Supp Inpatient Days | Female SMI State Supp Census | Female SMI State Supp Inpatient Days |
| Wesley Manor | 0 | 0 | 0 | 0 | 0 | 0 | 0 | 0 |
| Westport Place Health Campus | 0 | 0 | 0 | 0 | 0 | 0 | 0 | 0 |
| JEFFERSON County Total: | 0 | 0 | 0 | 0 | 1 | 365 | 1 | 365 |
| SHELBY | | | | | | | | |
| Colonial Hall Manor | 3 | 651 | 2 | 145 | 24 | 6317 | 10 | 3237 |
| Masonic Home of Shelbyville | 0 | 0 | 0 | 0 | 0 | 0 | 0 | 0 |
| SHELBY County Total: | 3 | 651 | 2 | 145 | 24 | 6,317 | 10 | 3,237 |
| Seven Counties CMHC Total: | 3 | 651 | 3 | 510 | 48 | 14,295 | 27 | 9,226 |
| State Total | 125 | 33,632 | 99 | 25,105 | 816 | 215,923 | 621 | 167,707 |

*CMHC - Community Mental Health Center

*SMI - Severe Mental Illness

*State Supp - Supplementation for needy persons who are aged, blind or have a disability (KRS 205.245)

2017 ANNUAL KENTUCKY LONG TERM CARE UTILIZATION AND SERVICE REPORT

Table 2E - Personal Care Bed Census With SMI by Gender & Ages 65 & Older

| CMHC Region / County / Facility | 65-84 | | | | 85 & Older | | | |
|-----------------------------------------------|--------------------|-------------------------------|----------------------|---------------------------------|--------------------|-------------------------------|----------------------|---------------------------------|
| | Male SMI Census | Male SMI Inpatient Days | Female SMI Census | Female SMI Inpatient Days | Male SMI Census | Male SMI Inpatient Days | Female SMI Census | Female SMI Inpatient Days |
| Adanta | | | | | | | | |
| MCCREARY | | | | | | | | |
| Cumberland Manor Rest Home | 9 | 3185 | 7 | 3010 | 0 | 0 | 0 | 0 |
| MCCREARY County Total: | 9 | 3,185 | 7 | 3,010 | 0 | 0 | 0 | 0 |
| PULASKI | | | | | | | | |
| Crestview Personal Care | 0 | 0 | 21 | 6324 | 0 | 0 | 2 | 101 |
| Somerview Personal Care Home | 5 | 1192 | 8 | 2191 | 0 | 0 | 0 | 0 |
| PULASKI County Total: | 5 | 1,192 | 29 | 8,515 | 0 | 0 | 2 | 101 |
| WAYNE | | | | | | | | |
| Dishman Personal Care Home | 9 | 2466 | 6 | 1163 | 1 | 209 | 0 | 0 |
| Hicks' Golden Years Nursing Home | 0 | 0 | 0 | 0 | 0 | 0 | 0 | 0 |
| WAYNE County Total: | 9 | 2,466 | 6 | 1,163 | 1 | 209 | 0 | 0 |
| Adanta CMHC Total: | 23 | 6,843 | 42 | 12,688 | 1 | 209 | 2 | 101 |
| Bluegrass | | | | | | | | |
| ANDERSON | | | | | | | | |
| Signature Healthcare at Heritage Hall Rehab | 0 | 0 | 0 | 0 | 0 | 0 | 0 | 0 |
| Sunset Hill Personal Care Home | 0 | 0 | 0 | 0 | 0 | 0 | 0 | 0 |
| ANDERSON County Total: | 0 | 0 | 0 | 0 | 0 | 0 | 0 | 0 |
| BOURBON | | | | | | | | |
| Bourbon Heights | 0 | 0 | 1 | 70 | 0 | 0 | 0 | 0 |
| BOURBON County Total: | 0 | 0 | 1 | 70 | 0 | 0 | 0 | 0 |
| BOYLE | | | | | | | | |
| McDowell Place of Danville | 0 | 0 | 0 | 0 | 0 | 0 | 0 | 0 |
| Morning Pointe of Danville | 0 | 0 | 1 | 365 | 0 | 0 | 0 | 0 |
| BOYLE County Total: | 0 | 0 | 1 | 365 | 0 | 0 | 0 | 0 |
| ESTILL | | | | | | | | |
| Irvine Nursing and Rehabilitation | 0 | 0 | 0 | 0 | 0 | 0 | 0 | 0 |
| ESTILL County Total: | 0 | 0 | 0 | 0 | 0 | 0 | 0 | 0 |
| FAYETTE | | | | | | | | |
| Brookdale Richmond Place | 0 | 0 | 0 | 0 | 0 | 0 | 0 | 0 |
| Central Ky Recovery Center Unit 1 | 0 | 0 | 2 | 106 | 0 | 0 | 0 | 0 |
| Central KY Recovery Center Unit 2 | 1 | 248 | 1 | 29 | 0 | 0 | 0 | 0 |
| Lantern at Morning Pointe Alz and Memory Care | 0 | 0 | 0 | 0 | 0 | 0 | 0 | 0 |
| Lexington Country Place | 0 | 0 | 0 | 0 | 0 | 0 | 0 | 0 |

*CMHC - Community Mental Health Center

*SMI - Severe Mental Illness

2017 ANNUAL KENTUCKY LONG TERM CARE UTILIZATION AND SERVICE REPORT

Table 2E - Personal Care Bed Census With SMI by Gender & Ages 65 & Older

| CMHC Region / County / Facility | 65-84 | | | | 85 & Older | | | |
|--------------------------------------------|--------------------|-------------------------------|----------------------|---------------------------------|--------------------|-------------------------------|----------------------|---------------------------------|
| | Male SMI Census | Male SMI Inpatient Days | Female SMI Census | Female SMI Inpatient Days | Male SMI Census | Male SMI Inpatient Days | Female SMI Census | Female SMI Inpatient Days |
| Mayfair Village Retirement Center | 0 | 0 | 0 | 0 | 0 | 0 | 0 | 0 |
| Morning Pointe of Lexington | 0 | 0 | 0 | 0 | 0 | 0 | 0 | 0 |
| Morning Pointe of Lexington East | 0 | 0 | 0 | 0 | 0 | 0 | 0 | 0 |
| Provision Living At Beaumont Centre | 0 | 0 | 0 | 0 | 0 | 0 | 0 | 0 |
| Signature Healthcare At Tanbark Rehab | 0 | 0 | 0 | 0 | 0 | 0 | 0 | 0 |
| The Breckinridge | 0 | 0 | 0 | 0 | 0 | 0 | 0 | 0 |
| The Legacy At The Willows | 0 | 0 | 0 | 0 | 0 | 0 | 0 | 0 |
| The Willows At Fritz Farm | 0 | 0 | 0 | 0 | 0 | 0 | 0 | 0 |
| The Willows at Hamburg | 0 | 0 | 0 | 0 | 0 | 0 | 0 | 0 |
| Willows at Citation | 0 | 0 | 0 | 0 | 0 | 0 | 0 | 0 |
| FAYETTE County Total: | 1 | 248 | 3 | 135 | 0 | 0 | 0 | 0 |
| FRANKLIN | | | | | | | | |
| Morning Pointe of Frankfort | 0 | 0 | 0 | 0 | 0 | 0 | 0 | 0 |
| The Lantern at Morning Pointe of Frankfort | 0 | 0 | 0 | 0 | 0 | 0 | 0 | 0 |
| FRANKLIN County Total: | 0 | 0 | 0 | 0 | 0 | 0 | 0 | 0 |
| HARRISON | | | | | | | | |
| Cedar Ridge Health Campus | 0 | 0 | 0 | 0 | 0 | 0 | 0 | 0 |
| Parkside Manor | 6 | 1725 | 3 | 460 | 0 | 0 | 0 | 0 |
| Shady Lawn Home | 5 | 1747 | 5 | 1558 | 0 | 0 | 0 | 0 |
| HARRISON County Total: | 11 | 3,472 | 8 | 2,018 | 0 | 0 | 0 | 0 |
| JESSAMINE | | | | | | | | |
| Bridgepointe At Ashgrove Woods | 0 | 0 | 0 | 0 | 0 | 0 | 0 | 0 |
| Rose Terrace Lodge | 4 | 1062 | 8 | 2118 | 0 | 0 | 0 | 0 |
| Wesley Village | 0 | 0 | 0 | 0 | 0 | 0 | 0 | 0 |
| JESSAMINE County Total: | 4 | 1,062 | 8 | 2,118 | 0 | 0 | 0 | 0 |
| LINCOLN | | | | | | | | |
| Waynesburg Manor | 2 | 730 | 4 | 1825 | 0 | 365 | 0 | 365 |
| LINCOLN County Total: | 2 | 730 | 4 | 1,825 | 0 | 365 | 0 | 365 |
| MADISON | | | | | | | | |
| Morning Pointe of Richmond | 0 | 0 | 0 | 0 | 0 | 0 | 0 | 0 |
| Telford Terrace | 1 | 334 | 0 | 0 | 0 | 0 | 1 | 43 |
| MADISON County Total: | 1 | 334 | 0 | 0 | 0 | 0 | 1 | 43 |

*CMHC - Community Mental Health Center

*SMI - Severe Mental Illness

2017 ANNUAL KENTUCKY LONG TERM CARE UTILIZATION AND SERVICE REPORT

Table 2E - Personal Care Bed Census With SMI by Gender & Ages 65 & Older

| CMHC Region / County / Facility | 65-84 | | | | 85 & Older | | | |
|--------------------------------------------|--------------------|-------------------------------|----------------------|---------------------------------|--------------------|-------------------------------|----------------------|---------------------------------|
| | Male SMI Census | Male SMI Inpatient Days | Female SMI Census | Female SMI Inpatient Days | Male SMI Census | Male SMI Inpatient Days | Female SMI Census | Female SMI Inpatient Days |
| POWELL | | | | | | | | |
| Stanton Nursing and Rehabilitation Center | 0 | 0 | 1 | 263 | 0 | 0 | 0 | 0 |
| POWELL County Total: | 0 | 0 | 1 | 263 | 0 | 0 | 0 | 0 |
| WOODFORD | | | | | | | | |
| Taylor Manor Nursing Home | 0 | 0 | 0 | 0 | 0 | 0 | 0 | 0 |
| The Homeplace At Midway | 0 | 0 | 0 | 0 | 0 | 0 | 0 | 0 |
| WOODFORD County Total: | 0 | 0 | 0 | 0 | 0 | 0 | 0 | 0 |
| Bluegrass CMHC Total: | 19 | 5,846 | 26 | 6,794 | 0 | 365 | 1 | 408 |
| Communicare | | | | | | | | |
| GRAYSON | | | | | | | | |
| Grayson Manor | 0 | 0 | 0 | 0 | 0 | 0 | 0 | 0 |
| GRAYSON County Total: | 0 | 0 | 0 | 0 | 0 | 0 | 0 | 0 |
| HARDIN | | | | | | | | |
| Signature Healthcare at North Hardin Rehab | 0 | 0 | 1 | 365 | 0 | 0 | 0 | 0 |
| HARDIN County Total: | 0 | 0 | 1 | 365 | 0 | 0 | 0 | 0 |
| MARION | | | | | | | | |
| Loretto Motherhouse Infirmary | 0 | 0 | 4 | 808 | 0 | 0 | 8 | 2757 |
| The Village of Lebanon II | 0 | 0 | 0 | 0 | 0 | 0 | 0 | 0 |
| MARION County Total: | 0 | 0 | 4 | 808 | 0 | 0 | 8 | 2,757 |
| MEADE | | | | | | | | |
| Brandenburg Nursing and Rehabilitation | 0 | 0 | 0 | 0 | 0 | 0 | 0 | 0 |
| MEADE County Total: | 0 | 0 | 0 | 0 | 0 | 0 | 0 | 0 |
| NELSON | | | | | | | | |
| Windsor Gardens CCRC | 0 | 0 | 2 | 132 | 0 | 0 | 0 | 0 |
| NELSON County Total: | 0 | 0 | 2 | 132 | 0 | 0 | 0 | 0 |
| WASHINGTON | | | | | | | | |
| Sansbury Care Center | 0 | 0 | 0 | 0 | 0 | 0 | 0 | 0 |
| WASHINGTON County Total: | 0 | 0 | 0 | 0 | 0 | 0 | 0 | 0 |
| Communicare CMHC Total: | 0 | 0 | 7 | 1,305 | 0 | 0 | 8 | 2,757 |
| Cumberland River | | | | | | | | |
| BELL | | | | | | | | |
| Generations Center of Middlesboro | 31 | 8183 | 18 | 4035 | 0 | 0 | 0 | 0 |
| BELL County Total: | 31 | 8,183 | 18 | 4,035 | 0 | 0 | 0 | 0 |

*CMHC - Community Mental Health Center

*SMI - Severe Mental Illness

2017 ANNUAL KENTUCKY LONG TERM CARE UTILIZATION AND SERVICE REPORT

Table 2E - Personal Care Bed Census With SMI by Gender & Ages 65 & Older

| CMHC Region / County / Facility | 65-84 | | | | 85 & Older | | | |
|-----------------------------------------|--------------------|-------------------------------|----------------------|---------------------------------|--------------------|-------------------------------|----------------------|---------------------------------|
| | Male SMI Census | Male SMI Inpatient Days | Female SMI Census | Female SMI Inpatient Days | Male SMI Census | Male SMI Inpatient Days | Female SMI Census | Female SMI Inpatient Days |
| HARLAN | | | | | | | | |
| The Laurels | 15 | 6396 | 20 | 5244 | 0 | 0 | 1 | 365 |
| HARLAN County Total: | 15 | 6,396 | 20 | 5,244 | 0 | 0 | 1 | 365 |
| KNOX | | | | | | | | |
| Christian Health Center - Corbin | 0 | 0 | 0 | 0 | 0 | 0 | 0 | 0 |
| KNOX County Total: | 0 | 0 | 0 | 0 | 0 | 0 | 0 | 0 |
| Cumberland River CMHC Total: | 46 | 14,579 | 38 | 9,279 | 0 | 0 | 1 | 365 |
| Four Rivers | | | | | | | | |
| CALLOWAY | | | | | | | | |
| Fern Terrace of Murray | 7 | 1960 | 8 | 2329 | 1 | 103 | 0 | 0 |
| Gardens At Hickory Woods | 0 | 0 | 0 | 0 | 0 | 0 | 0 | 0 |
| CALLOWAY County Total: | 7 | 1,960 | 8 | 2,329 | 1 | 103 | 0 | 0 |
| CARLISLE | | | | | | | | |
| Countryside Center | 0 | 0 | 0 | 0 | 0 | 0 | 0 | 0 |
| CARLISLE County Total: | 0 | 0 | 0 | 0 | 0 | 0 | 0 | 0 |
| GRAVES | | | | | | | | |
| Autumn Ridge Personal Care | 0 | 0 | 0 | 0 | 0 | 0 | 0 | 0 |
| Fern Terrace of Mayfield | 0 | 0 | 0 | 0 | 0 | 0 | 0 | 0 |
| GRAVES County Total: | 0 | 0 | 0 | 0 | 0 | 0 | 0 | 0 |
| HICKMAN | | | | | | | | |
| Clinton Hickman County Nursing Facility | 0 | 0 | 0 | 0 | 0 | 0 | 0 | 0 |
| Clinton Place | 0 | 0 | 0 | 0 | 0 | 0 | 0 | 0 |
| HICKMAN County Total: | 0 | 0 | 0 | 0 | 0 | 0 | 0 | 0 |
| MCCRACKEN | | | | | | | | |
| Gaither Suites at West Park | 0 | 0 | 0 | 0 | 0 | 0 | 0 | 0 |
| MCCRACKEN County Total: | 0 | 0 | 0 | 0 | 0 | 0 | 0 | 0 |
| Four Rivers CMHC Total: | 7 | 1,960 | 8 | 2,329 | 1 | 103 | 0 | 0 |
| Kentucky River | | | | | | | | |
| KNOTT | | | | | | | | |
| Caney Creek Rehabilitation Complex | 0 | 0 | 0 | 0 | 0 | 0 | 0 | 0 |
| Golden Years Rest Home | 20 | 3935 | 18 | 1950 | 16 | 1750 | 6 | 600 |
| KNOTT County Total: | 20 | 3,935 | 18 | 1,950 | 16 | 1,750 | 6 | 600 |

*CMHC - Community Mental Health Center

*SMI - Severe Mental Illness

2017 ANNUAL KENTUCKY LONG TERM CARE UTILIZATION AND SERVICE REPORT

Table 2E - Personal Care Bed Census With SMI by Gender & Ages 65 & Older

| CMHC Region / County / Facility | 65-84 | | | | 85 & Older | | | |
|----------------------------------------|--------------------|-------------------------------|----------------------|---------------------------------|--------------------|-------------------------------|----------------------|---------------------------------|
| | Male SMI Census | Male SMI Inpatient Days | Female SMI Census | Female SMI Inpatient Days | Male SMI Census | Male SMI Inpatient Days | Female SMI Census | Female SMI Inpatient Days |
| OWSLEY | | | | | | | | |
| Owsley County Health Care Center | 0 | 0 | 1 | 365 | 0 | 0 | 0 | 0 |
| OWSLEY County Total: | 0 | 0 | 1 | 365 | 0 | 0 | 0 | 0 |
| Kentucky River CMHC Total: | 20 | 3,935 | 19 | 2,315 | 16 | 1,750 | 6 | 600 |
| LifeSkills | | | | | | | | |
| ALLEN | | | | | | | | |
| Cornerstone Manor | 4 | 1212 | 3 | 736 | 0 | 0 | 0 | 0 |
| Scottsville Manor | 3 | 1014 | 4 | 1159 | 0 | 0 | 0 | 0 |
| ALLEN County Total: | 7 | 2,226 | 7 | 1,895 | 0 | 0 | 0 | 0 |
| BARREN | | | | | | | | |
| NHC HealthCare, Glasgow | 0 | 0 | 0 | 0 | 0 | 0 | 0 | 0 |
| BARREN County Total: | 0 | 0 | 0 | 0 | 0 | 0 | 0 | 0 |
| EDMONSON | | | | | | | | |
| Edmonson Center | 0 | 0 | 0 | 0 | 0 | 0 | 0 | 0 |
| EDMONSON County Total: | 0 | 0 | 0 | 0 | 0 | 0 | 0 | 0 |
| HART | | | | | | | | |
| Hart County Manor | 7 | 2920 | 1 | 365 | 0 | 365 | 0 | 0 |
| HART County Total: | 7 | 2,920 | 1 | 365 | 0 | 365 | 0 | 0 |
| METCALFE | | | | | | | | |
| Harper's Home for the Aged | 0 | 0 | 0 | 0 | 0 | 0 | 0 | 0 |
| Metcalfe Health Care Center | 0 | 0 | 0 | 0 | 0 | 0 | 0 | 0 |
| METCALFE County Total: | 0 | 0 | 0 | 0 | 0 | 0 | 0 | 0 |
| SIMPSON | | | | | | | | |
| Lewis Memorial Methodist Home | 0 | 0 | 3 | 797 | 0 | 0 | 0 | 0 |
| SIMPSON County Total: | 0 | 0 | 3 | 797 | 0 | 0 | 0 | 0 |
| WARREN | | | | | | | | |
| Christian Health Center, Bowling Green | 0 | 0 | 0 | 0 | 0 | 0 | 0 | 0 |
| Fern Terrace of Bowling Green | 19 | 6935 | 16 | 5840 | 0 | 0 | 1 | 365 |
| The Haven At Massey Springs | 4 | 290 | 4 | 288 | 2 | 389 | 1 | 104 |
| WARREN County Total: | 23 | 7,225 | 20 | 6,128 | 2 | 389 | 2 | 469 |
| LifeSkills CMHC Total: | 37 | 12,371 | 31 | 9,185 | 2 | 754 | 2 | 469 |

*CMHC - Community Mental Health Center

*SMI - Severe Mental Illness

2017 ANNUAL KENTUCKY LONG TERM CARE UTILIZATION AND SERVICE REPORT

Table 2E - Personal Care Bed Census With SMI by Gender & Ages 65 & Older

| CMHC Region / County / Facility | 65-84 | | | | 85 & Older | | | |
|-----------------------------------------------|--------------------|-------------------------------|----------------------|---------------------------------|--------------------|-------------------------------|----------------------|---------------------------------|
| | Male SMI Census | Male SMI Inpatient Days | Female SMI Census | Female SMI Inpatient Days | Male SMI Census | Male SMI Inpatient Days | Female SMI Census | Female SMI Inpatient Days |
| Mountain | | | | | | | | |
| JOHNSON | | | | | | | | |
| Venture Home of Paintsville | 3 | 847 | 2 | 520 | 0 | 0 | 0 | 0 |
| JOHNSON County Total: | 3 | 847 | 2 | 520 | 0 | 0 | 0 | 0 |
| MAGOFFIN | | | | | | | | |
| Salersville Nursing and Rehabilitation Center | 0 | 0 | 0 | 0 | 0 | 0 | 0 | 0 |
| MAGOFFIN County Total: | 0 | 0 | 0 | 0 | 0 | 0 | 0 | 0 |
| MARTIN | | | | | | | | |
| Martin County Health Care Facility | 0 | 0 | 0 | 0 | 0 | 0 | 0 | 0 |
| MARTIN County Total: | 0 | 0 | 0 | 0 | 0 | 0 | 0 | 0 |
| PIKE | | | | | | | | |
| Good Shepherd Community Nursing Center | 0 | 0 | 1 | 365 | 0 | 0 | 0 | 0 |
| PIKE County Total: | 0 | 0 | 1 | 365 | 0 | 0 | 0 | 0 |
| Mountain CMHC Total: | 3 | 847 | 3 | 885 | 0 | 0 | 0 | 0 |
| NorthKey | | | | | | | | |
| BOONE | | | | | | | | |
| Colonial Gardens | 0 | 0 | 0 | 0 | 0 | 0 | 0 | 0 |
| BOONE County Total: | 0 | 0 | 0 | 0 | 0 | 0 | 0 | 0 |
| CAMPBELL | | | | | | | | |
| Baptist Convalescent Center | 0 | 0 | 0 | 0 | 0 | 0 | 0 | 0 |
| Carmel Manor | 1 | 365 | 1 | 365 | 0 | 0 | 0 | 0 |
| CAMPBELL County Total: | 1 | 365 | 1 | 365 | 0 | 0 | 0 | 0 |
| CARROLL | | | | | | | | |
| Carrollton Manor | 7 | 2555 | 3 | 782 | 0 | 0 | 0 | 0 |
| Valley Haven Rest Home | 11 | 4015 | 0 | 0 | 0 | 0 | 0 | 0 |
| CARROLL County Total: | 18 | 6,570 | 3 | 782 | 0 | 0 | 0 | 0 |
| GRANT | | | | | | | | |
| Jonesville Rest Home | 1 | 365 | 1 | 365 | 0 | 0 | 0 | 0 |
| GRANT County Total: | 1 | 365 | 1 | 365 | 0 | 0 | 0 | 0 |
| KENTON | | | | | | | | |
| Brookdale Edgewood | 0 | 0 | 0 | 0 | 0 | 0 | 0 | 0 |
| Covington Ladies Home | 0 | 0 | 0 | 0 | 0 | 0 | 0 | 0 |
| Emerald Trace | 0 | 0 | 0 | 0 | 0 | 0 | 0 | 0 |
| Ivy Knoll | 0 | 0 | 0 | 0 | 0 | 0 | 0 | 0 |

*CMHC - Community Mental Health Center

*SMI - Severe Mental Illness

2017 ANNUAL KENTUCKY LONG TERM CARE UTILIZATION AND SERVICE REPORT

Table 2E - Personal Care Bed Census With SMI by Gender & Ages 65 & Older

| CMHC Region / County / Facility | 65-84 | | | | 85 & Older | | | |
|----------------------------------------------|--------------------|-------------------------------|----------------------|---------------------------------|--------------------|-------------------------------|----------------------|---------------------------------|
| | Male SMI Census | Male SMI Inpatient Days | Female SMI Census | Female SMI Inpatient Days | Male SMI Census | Male SMI Inpatient Days | Female SMI Census | Female SMI Inpatient Days |
| Madonna Manor | 0 | 0 | 0 | 0 | 0 | 0 | 0 | 0 |
| Regency Manor | 1 | 365 | 3 | 1575 | 0 | 0 | 0 | 0 |
| Regency Manor North | 4 | 1244 | 3 | 603 | 0 | 0 | 0 | 0 |
| St Charles Care Center | 0 | 0 | 0 | 0 | 0 | 0 | 0 | 0 |
| KENTON County Total: | 5 | 1,609 | 6 | 2,178 | 0 | 0 | 0 | 0 |
| PENDLETON | | | | | | | | |
| Falmouth Nursing Home | 1 | 0 | 0 | 0 | 0 | 0 | 0 | 0 |
| The Front Gate | 4 | 1460 | 2 | 730 | 0 | 0 | 0 | 0 |
| PENDLETON County Total: | 5 | 1,460 | 2 | 730 | 0 | 0 | 0 | 0 |
| NorthKey CMHC Total: | 30 | 10,369 | 13 | 4,420 | 0 | 0 | 0 | 0 |
| Pathways | | | | | | | | |
| BOYD | | | | | | | | |
| Artrips Personal Care Home | 4 | 365 | 3 | 365 | 1 | 365 | 1 | 365 |
| Hamilton's Personal Care Home | 0 | 0 | 0 | 0 | 0 | 0 | 0 | 0 |
| King's Daughters And Sons Home | 0 | 0 | 0 | 0 | 0 | 0 | 0 | 0 |
| BOYD County Total: | 4 | 365 | 3 | 365 | 1 | 365 | 1 | 365 |
| GREENUP | | | | | | | | |
| Frasure's Personal Care Home | 14 | 3558 | 17 | 4393 | 0 | 0 | 0 | 0 |
| Morning Pointe Of Russell | 0 | 0 | 0 | 0 | 0 | 0 | 0 | 0 |
| Oakmont Manor | 0 | 0 | 0 | 0 | 0 | 0 | 0 | 0 |
| Russell Convalescent Home | 2 | 469 | 0 | 0 | 0 | 0 | 0 | 0 |
| The Lantern At Morning Pointe Alzheimers and | 0 | 0 | 0 | 0 | 0 | 0 | 0 | 0 |
| Trinity Station Retirement Community | 0 | 0 | 0 | 0 | 0 | 0 | 0 | 0 |
| GREENUP County Total: | 16 | 4,027 | 17 | 4,393 | 0 | 0 | 0 | 0 |
| LAWRENCE | | | | | | | | |
| The Jordan Center | 0 | 0 | 0 | 0 | 0 | 0 | 0 | 0 |
| LAWRENCE County Total: | 0 | 0 | 0 | 0 | 0 | 0 | 0 | 0 |
| MENIFEE | | | | | | | | |
| Edgewood Estates | 0 | 0 | 0 | 0 | 0 | 0 | 0 | 0 |
| MENIFEE County Total: | 0 | 0 | 0 | 0 | 0 | 0 | 0 | 0 |
| MONTGOMERY | | | | | | | | |
| Regency Memory Care | 0 | 0 | 0 | 0 | 0 | 0 | 0 | 0 |
| MONTGOMERY County Total: | 0 | 0 | 0 | 0 | 0 | 0 | 0 | 0 |

*CMHC - Community Mental Health Center

*SMI - Severe Mental Illness

2017 ANNUAL KENTUCKY LONG TERM CARE UTILIZATION AND SERVICE REPORT

Table 2E - Personal Care Bed Census With SMI by Gender & Ages 65 & Older

| CMHC Region / County / Facility | 65-84 | | | | 85 & Older | | | |
|----------------------------------------------------|--------------------|-------------------------------|----------------------|---------------------------------|--------------------|-------------------------------|----------------------|---------------------------------|
| | Male SMI Census | Male SMI Inpatient Days | Female SMI Census | Female SMI Inpatient Days | Male SMI Census | Male SMI Inpatient Days | Female SMI Census | Female SMI Inpatient Days |
| MORGAN | | | | | | | | |
| West Liberty Nursing and Rehabilitation Center | 0 | 0 | 0 | 0 | 0 | 0 | 0 | 0 |
| MORGAN County Total: | 0 | 0 | 0 | 0 | 0 | 0 | 0 | 0 |
| Pathways CMHC Total: | 20 | 4,392 | 20 | 4,758 | 1 | 365 | 1 | 365 |
| Pennyroyal | | | | | | | | |
| CALDWELL | | | | | | | | |
| Highland Homes, Inc. | 9 | 3285 | 7 | 2555 | 0 | 0 | 0 | 0 |
| CALDWELL County Total: | 9 | 3,285 | 7 | 2,555 | 0 | 0 | 0 | 0 |
| CHRISTIAN | | | | | | | | |
| Christian County Manor | 4 | 0 | 0 | 0 | 0 | 0 | 0 | 0 |
| Christian Health Center, Hopkinsville | 0 | 0 | 2 | 342 | 0 | 0 | 4 | 152 |
| Pennyryle Home | 14 | 4755 | 7 | 5523 | 3 | 365 | 2 | 365 |
| CHRISTIAN County Total: | 18 | 4,755 | 9 | 5,865 | 3 | 365 | 6 | 517 |
| CRITTENDEN | | | | | | | | |
| Crittenden County Health and Rehabilitation Center | 0 | 0 | 0 | 0 | 0 | 0 | 0 | 0 |
| CRITTENDEN County Total: | 0 | 0 | 0 | 0 | 0 | 0 | 0 | 0 |
| HOPKINS | | | | | | | | |
| The Homestead | 21 | 5025 | 8 | 2223 | 0 | 0 | 0 | 0 |
| The Oaks PCH/Madisonville | 6 | 2130 | 5 | 1825 | 0 | 0 | 0 | 0 |
| HOPKINS County Total: | 27 | 7,155 | 13 | 4,048 | 0 | 0 | 0 | 0 |
| LYON | | | | | | | | |
| River's Bend Retirement Community | 1 | 365 | 1 | 365 | 0 | 0 | 0 | 0 |
| LYON County Total: | 1 | 365 | 1 | 365 | 0 | 0 | 0 | 0 |
| MUHLENBERG | | | | | | | | |
| Diversicare of Greenville | 1 | 37 | 4 | 996 | 0 | 0 | 1 | 321 |
| Sparks Nursing Center | 4 | 1460 | 5 | 1825 | 0 | 0 | 0 | 0 |
| MUHLENBERG County Total: | 5 | 1,497 | 9 | 2,821 | 0 | 0 | 1 | 321 |
| TRIGG | | | | | | | | |
| Better Senior Living | 10 | 1180 | 4 | 1460 | 0 | 365 | 0 | 0 |
| TRIGG County Total: | 10 | 1,180 | 4 | 1,460 | 0 | 365 | 0 | 0 |
| Pennyroyal CMHC Total: | 70 | 18,237 | 43 | 17,114 | 3 | 730 | 7 | 838 |
| River Valley | | | | | | | | |
| DAVIESS | | | | | | | | |
| Bishop Soenneker Home | 10 | 2890 | 15 | 4574 | 0 | 0 | 10 | 2568 |

*CMHC - Community Mental Health Center

*SMI - Severe Mental Illness

2017 ANNUAL KENTUCKY LONG TERM CARE UTILIZATION AND SERVICE REPORT

Table 2E - Personal Care Bed Census With SMI by Gender & Ages 65 & Older

| CMHC Region / County / Facility | 65-84 | | | | 85 & Older | | | |
|-------------------------------------|--------------------|-------------------------------|----------------------|---------------------------------|--------------------|-------------------------------|----------------------|---------------------------------|
| | Male SMI Census | Male SMI Inpatient Days | Female SMI Census | Female SMI Inpatient Days | Male SMI Census | Male SMI Inpatient Days | Female SMI Census | Female SMI Inpatient Days |
| Carmel Home | 0 | 0 | 0 | 0 | 0 | 0 | 0 | 0 |
| Davco Rest Home | 8 | 2920 | 23 | 8395 | 0 | 0 | 0 | 0 |
| Fern Terrace of Owensboro | 17 | 6205 | 23 | 8395 | 0 | 0 | 1 | 365 |
| Owensboro Center | 6 | 296 | 3 | 871 | 2 | 368 | 1 | 365 |
| DAVIESS County Total: | 41 | 12,311 | 64 | 22,235 | 2 | 368 | 12 | 3,298 |
| HANCOCK | | | | | | | | |
| The Oaks PCH/Lewisport | 7 | 1287 | 2 | 511 | 0 | 0 | 0 | 0 |
| HANCOCK County Total: | 7 | 1,287 | 2 | 511 | 0 | 0 | 0 | 0 |
| HENDERSON | | | | | | | | |
| Henderson Manor | 4 | 1307 | 3 | 1095 | 0 | 0 | 0 | 0 |
| HENDERSON County Total: | 4 | 1,307 | 3 | 1,095 | 0 | 0 | 0 | 0 |
| MCLEAN | | | | | | | | |
| Sunny Acres | 5 | 1344 | 2 | 436 | 0 | 0 | 0 | 0 |
| MCLEAN County Total: | 5 | 1,344 | 2 | 436 | 0 | 0 | 0 | 0 |
| OHIO | | | | | | | | |
| Beaver Dam Nursing and Rehab Center | 0 | 0 | 0 | 0 | 0 | 0 | 0 | 0 |
| OHIO County Total: | 0 | 0 | 0 | 0 | 0 | 0 | 0 | 0 |
| UNION | | | | | | | | |
| Breckinridge Place | 0 | 0 | 0 | 0 | 0 | 0 | 0 | 0 |
| UNION County Total: | 0 | 0 | 0 | 0 | 0 | 0 | 0 | 0 |
| River Valley CMHC Total: | 57 | 16,249 | 71 | 24,277 | 2 | 368 | 12 | 3,298 |
| Seven Counties | | | | | | | | |
| BULLITT | | | | | | | | |
| Colonial House of Shepherdsville | 5 | 2190 | 6 | 2545 | 0 | 0 | 0 | 0 |
| BULLITT County Total: | 5 | 2,190 | 6 | 2,545 | 0 | 0 | 0 | 0 |
| JEFFERSON | | | | | | | | |
| Barton House of Louisville #1 | 0 | 0 | 0 | 0 | 0 | 0 | 0 | 0 |
| Belmont Village | 0 | 0 | 0 | 0 | 0 | 0 | 0 | 0 |
| Brookdale Blankenbaker | 0 | 0 | 0 | 0 | 0 | 0 | 0 | 0 |
| Brookdale Stonestreet | 0 | 0 | 0 | 0 | 0 | 0 | 0 | 0 |
| Eastern Star Home in KY | 0 | 0 | 0 | 0 | 0 | 0 | 0 | 0 |
| Episcopal Church Home | 0 | 0 | 0 | 0 | 0 | 0 | 0 | 0 |
| Forest Hills Commons | 0 | 0 | 0 | 0 | 0 | 0 | 0 | 0 |
| Forest Springs Health Campus | 0 | 0 | 0 | 0 | 0 | 0 | 0 | 0 |

*CMHC - Community Mental Health Center

*SMI - Severe Mental Illness

2017 ANNUAL KENTUCKY LONG TERM CARE UTILIZATION AND SERVICE REPORT

Table 2E - Personal Care Bed Census With SMI by Gender & Ages 65 & Older

| CMHC Region / County / Facility | 65-84 | | | | 85 & Older | | | |
|---------------------------------------------------|--------------------|-------------------------------|----------------------|---------------------------------|--------------------|-------------------------------|----------------------|---------------------------------|
| | Male SMI Census | Male SMI Inpatient Days | Female SMI Census | Female SMI Inpatient Days | Male SMI Census | Male SMI Inpatient Days | Female SMI Census | Female SMI Inpatient Days |
| Heartsong Memory Care | 0 | 0 | 0 | 0 | 0 | 0 | 0 | 0 |
| Little Sisters of the Poor - St. Joseph's Home | 1 | 94 | 0 | 0 | 0 | 0 | 1 | 365 |
| Louisville Protestant Altenheim | 2 | 357 | 8 | 1797 | 2 | 279 | 3 | 467 |
| Masonic Home of Louisville | 3 | 731 | 10 | 2292 | 2 | 403 | 5 | 879 |
| Morning Pointe Of Louisville At South Hurstbourne | 0 | 0 | 0 | 0 | 0 | 0 | 0 | 0 |
| Nazareth Home | 1 | 365 | 7 | 1755 | 1 | 365 | 12 | 3405 |
| Nazareth Home Clifton | 0 | 0 | 1 | 0 | 1 | 365 | 0 | 0 |
| Park Louisville | 0 | 0 | 0 | 0 | 0 | 0 | 1 | 365 |
| Parr's at Springhurst | 1 | 365 | 10 | 3210 | 6 | 1585 | 44 | 14021 |
| Rose Anna Hughes Home/Westminster | 3 | 555 | 0 | 0 | 1 | 172 | 2 | 196 |
| Sunrise of Louisville | 1 | 365 | 1 | 365 | 0 | 0 | 0 | 0 |
| Symphony at Oaklawn | 0 | 0 | 0 | 0 | 0 | 0 | 0 | 0 |
| The Forum at Brookside | 0 | 0 | 0 | 0 | 0 | 0 | 0 | 0 |
| The Lantern At Morning Pointe (Louisville) | 0 | 0 | 0 | 0 | 0 | 0 | 0 | 0 |
| Thrive At Beckley Creek | 0 | 0 | 0 | 0 | 0 | 0 | 0 | 0 |
| Treyton Oaks Towers | 1 | 90 | 0 | 0 | 1 | 365 | 1 | 0 |
| Wesley Manor | 0 | 0 | 0 | 0 | 0 | 0 | 0 | 0 |
| Westport Place Health Campus | 0 | 0 | 0 | 0 | 0 | 0 | 0 | 0 |
| JEFFERSON County Total: | 13 | 2,922 | 37 | 9,419 | 14 | 3,534 | 69 | 19,698 |
| SHELBY | | | | | | | | |
| Colonial Hall Manor | 10 | 3057 | 13 | 2641 | 0 | 0 | 0 | 0 |
| Masonic Home of Shelbyville | 0 | 0 | 0 | 0 | 0 | 0 | 0 | 0 |
| SHELBY County Total: | 10 | 3,057 | 13 | 2,641 | 0 | 0 | 0 | 0 |
| Seven Counties CMHC Total: | 28 | 8,169 | 56 | 14,605 | 14 | 3,534 | 69 | 19,698 |
| State Total | 360 | 103,797 | 377 | 109,954 | 40 | 8,178 | 109 | 28,899 |

*CMHC - Community Mental Health Center

*SMI - Severe Mental Illness

2017 ANNUAL KENTUCKY CHEMICAL DEPENDENCY UTILIZATION AND SERVICE REPORT

Table 2EE - Personal Care Bed Census by Gender & Ages 65 & Older

Patients With SMI Receiving State Supplementation

| CMHC Region / County / Facility | 65-84 | | | | 85 & Older | | | |
|---------------------------------------------|----------------------------------|---------------------------------------------|------------------------------------|-----------------------------------------------|----------------------------------|---------------------------------------------|------------------------------------|-----------------------------------------------|
| | Male SMI State Supp Census | Male SMI State Supp Inpatient Days | Female SMI State Supp Census | Female SMI State Supp Inpatient Days | Male SMI State Supp Census | Male SMI State Supp Inpatient Days | Female SMI State Supp Census | Female SMI State Supp Inpatient Days |
| Adanta | | | | | | | | |
| MCCREARY | | | | | | | | |
| Cumberland Manor Rest Home | 9 | 3185 | 7 | 3010 | 0 | 0 | 0 | 0 |
| MCCREARY County Total: | 9 | 3,185 | 7 | 3,010 | 0 | 0 | 0 | 0 |
| PULASKI | | | | | | | | |
| Crestview Personal Care | 0 | 0 | 18 | 5424 | 0 | 0 | 0 | 0 |
| Somerview Personal Care Home | 5 | 1192 | 8 | 2191 | 0 | 0 | 0 | 0 |
| PULASKI County Total: | 5 | 1,192 | 26 | 7,615 | 0 | 0 | 0 | 0 |
| WAYNE | | | | | | | | |
| Dishman Personal Care Home | 9 | 2466 | 6 | 1163 | 1 | 209 | 0 | 0 |
| Hicks' Golden Years Nursing Home | 0 | 0 | 0 | 0 | 0 | 0 | 0 | 0 |
| WAYNE County Total: | 9 | 2,466 | 6 | 1,163 | 1 | 209 | 0 | 0 |
| Adanta CMHC Total: | 23 | 6,843 | 39 | 11,788 | 1 | 209 | 0 | 0 |
| Bluegrass | | | | | | | | |
| ANDERSON | | | | | | | | |
| Signature Healthcare at Heritage Hall Rehab | 0 | 0 | 0 | 0 | 0 | 0 | 0 | 0 |
| Sunset Hill Personal Care Home | 0 | 0 | 0 | 0 | 0 | 0 | 0 | 0 |
| ANDERSON County Total: | 0 | 0 | 0 | 0 | 0 | 0 | 0 | 0 |
| BOURBON | | | | | | | | |
| Bourbon Heights | 0 | 0 | 0 | 0 | 0 | 0 | 0 | 0 |
| BOURBON County Total: | 0 | 0 | 0 | 0 | 0 | 0 | 0 | 0 |
| BOYLE | | | | | | | | |
| McDowell Place of Danville | 0 | 0 | 0 | 0 | 0 | 0 | 0 | 0 |
| Morning Pointe of Danville | 0 | 0 | 0 | 0 | 0 | 0 | 0 | 0 |
| BOYLE County Total: | 0 | 0 | 0 | 0 | 0 | 0 | 0 | 0 |
| ESTILL | | | | | | | | |
| Irvine Nursing and Rehabilitation | 0 | 0 | 0 | 0 | 0 | 0 | 0 | 0 |
| ESTILL County Total: | 0 | 0 | 0 | 0 | 0 | 0 | 0 | 0 |
| FAYETTE | | | | | | | | |
| Brookdale Richmond Place | 0 | 0 | 0 | 0 | 0 | 0 | 0 | 0 |
| Central Ky Recovery Center Unit 1 | 0 | 0 | 1 | 0 | 0 | 0 | 0 | 0 |

*CMHC - Community Mental Health Center

*SMI - Severe Mental Illness

*State Supp - Supplementation for needy persons who are aged, blind or have a disability (KRS 205.245)

2017 ANNUAL KENTUCKY CHEMICAL DEPENDENCY UTILIZATION AND SERVICE REPORT

Table 2EE - Personal Care Bed Census by Gender & Ages 65 & Older

Patients With SMI Receiving State Supplementation

| CMHC Region / County / Facility | 65-84 | | | | 85 & Older | | | |
|-----------------------------------------------|----------------------------------|---------------------------------------------|------------------------------------|-----------------------------------------------|----------------------------------|---------------------------------------------|------------------------------------|-----------------------------------------------|
| | Male SMI State Supp Census | Male SMI State Supp Inpatient Days | Female SMI State Supp Census | Female SMI State Supp Inpatient Days | Male SMI State Supp Census | Male SMI State Supp Inpatient Days | Female SMI State Supp Census | Female SMI State Supp Inpatient Days |
| Central KY Recovery Center Unit 2 | 1 | 248 | 1 | 29 | 0 | 0 | 0 | 0 |
| Lantern at Morning Pointe Alz and Memory Care | 0 | 0 | 0 | 0 | 0 | 0 | 0 | 0 |
| Lexington Country Place | 0 | 0 | 0 | 0 | 0 | 0 | 0 | 0 |
| Mayfair Village Retirement Center | 0 | 0 | 0 | 0 | 0 | 0 | 0 | 0 |
| Morning Pointe of Lexington | 0 | 0 | 0 | 0 | 0 | 0 | 0 | 0 |
| Morning Pointe of Lexington East | 0 | 0 | 0 | 0 | 0 | 0 | 0 | 0 |
| Provision Living At Beaumont Centre | 0 | 0 | 0 | 0 | 0 | 0 | 0 | 0 |
| Signature Healthcare At Tanbark Rehab | 0 | 0 | 0 | 0 | 0 | 0 | 0 | 0 |
| The Breckinridge | 0 | 0 | 0 | 0 | 0 | 0 | 0 | 0 |
| The Legacy At The Willows | 0 | 0 | 0 | 0 | 0 | 0 | 0 | 0 |
| The Willows At Fritz Farm | 0 | 0 | 0 | 0 | 0 | 0 | 0 | 0 |
| The Willows at Hamburg | 0 | 0 | 0 | 0 | 0 | 0 | 0 | 0 |
| Willows at Citation | 0 | 0 | 0 | 0 | 0 | 0 | 0 | 0 |
| FAYETTE County Total: | 1 | 248 | 2 | 29 | 0 | 0 | 0 | 0 |
| FRANKLIN | | | | | | | | |
| Morning Pointe of Frankfort | 0 | 0 | 0 | 0 | 0 | 0 | 0 | 0 |
| The Lantern at Morning Pointe of Frankfort | 0 | 0 | 0 | 0 | 0 | 0 | 0 | 0 |
| FRANKLIN County Total: | 0 | 0 | 0 | 0 | 0 | 0 | 0 | 0 |
| HARRISON | | | | | | | | |
| Cedar Ridge Health Campus | 0 | 0 | 0 | 0 | 0 | 0 | 0 | 0 |
| Parkside Manor | 5 | 1725 | 3 | 460 | 0 | 0 | 0 | 0 |
| Shady Lawn Home | 4 | 1382 | 4 | 1460 | 0 | 0 | 0 | 0 |
| HARRISON County Total: | 9 | 3,107 | 7 | 1,920 | 0 | 0 | 0 | 0 |
| JESSAMINE | | | | | | | | |
| Bridgepointe At Ashgrove Woods | 0 | 0 | 0 | 0 | 0 | 0 | 0 | 0 |
| Rose Terrace Lodge | 4 | 1062 | 6 | 2086 | 0 | 0 | 0 | 0 |
| Wesley Village | 0 | 0 | 0 | 0 | 0 | 0 | 0 | 0 |
| JESSAMINE County Total: | 4 | 1,062 | 6 | 2,086 | 0 | 0 | 0 | 0 |
| LINCOLN | | | | | | | | |
| Waynesburg Manor | 2 | 730 | 4 | 1825 | 1 | 365 | 1 | 365 |
| LINCOLN County Total: | 2 | 730 | 4 | 1,825 | 1 | 365 | 1 | 365 |

*CMHC - Community Mental Health Center

*SMI - Severe Mental Illness

*State Supp - Supplementation for needy persons who are aged, blind or have a disability (KRS 205.245)

2017 ANNUAL KENTUCKY CHEMICAL DEPENDENCY UTILIZATION AND SERVICE REPORT

Table 2EE - Personal Care Bed Census by Gender & Ages 65 & Older

Patients With SMI Receiving State Supplementation

| CMHC Region / County / Facility | 65-84 | | | | 85 & Older | | | |
|--------------------------------------------|----------------------------------|---------------------------------------------|------------------------------------|-----------------------------------------------|----------------------------------|---------------------------------------------|------------------------------------|-----------------------------------------------|
| | Male SMI State Supp Census | Male SMI State Supp Inpatient Days | Female SMI State Supp Census | Female SMI State Supp Inpatient Days | Male SMI State Supp Census | Male SMI State Supp Inpatient Days | Female SMI State Supp Census | Female SMI State Supp Inpatient Days |
| MADISON | | | | | | | | |
| Morning Pointe of Richmond | 0 | 0 | 0 | 0 | 0 | 0 | 0 | 0 |
| Telford Terrace | 0 | 0 | 0 | 0 | 0 | 0 | 0 | 0 |
| MADISON County Total: | 0 | 0 | 0 | 0 | 0 | 0 | 0 | 0 |
| POWELL | | | | | | | | |
| Stanton Nursing and Rehabilitation Center | 0 | 0 | 1 | 263 | 0 | 0 | 0 | 0 |
| POWELL County Total: | 0 | 0 | 1 | 263 | 0 | 0 | 0 | 0 |
| WOODFORD | | | | | | | | |
| Taylor Manor Nursing Home | 0 | 0 | 0 | 0 | 0 | 0 | 0 | 0 |
| The Homeplace At Midway | 0 | 0 | 0 | 0 | 0 | 0 | 0 | 0 |
| WOODFORD County Total: | 0 | 0 | 0 | 0 | 0 | 0 | 0 | 0 |
| Bluegrass CMHC Total: | 16 | 5,147 | 20 | 6,123 | 1 | 365 | 1 | 365 |
| Communicare | | | | | | | | |
| GRAYSON | | | | | | | | |
| Grayson Manor | 0 | 0 | 0 | 0 | 0 | 0 | 0 | 0 |
| GRAYSON County Total: | 0 | 0 | 0 | 0 | 0 | 0 | 0 | 0 |
| HARDIN | | | | | | | | |
| Signature Healthcare at North Hardin Rehab | 0 | 0 | 0 | 0 | 0 | 0 | 0 | 0 |
| HARDIN County Total: | 0 | 0 | 0 | 0 | 0 | 0 | 0 | 0 |
| MARION | | | | | | | | |
| Loretto Motherhouse Infirmary | 0 | 0 | 3 | 684 | 0 | 0 | 6 | 2827 |
| The Village of Lebanon II | 0 | 0 | 0 | 0 | 0 | 0 | 0 | 0 |
| MARION County Total: | 0 | 0 | 3 | 684 | 0 | 0 | 6 | 2,827 |
| MEADE | | | | | | | | |
| Brandenburg Nursing and Rehabilitation | 0 | 0 | 0 | 0 | 0 | 0 | 0 | 0 |
| MEADE County Total: | 0 | 0 | 0 | 0 | 0 | 0 | 0 | 0 |
| NELSON | | | | | | | | |
| Windsor Gardens CCRC | 0 | 0 | 0 | 0 | 0 | 0 | 0 | 0 |
| NELSON County Total: | 0 | 0 | 0 | 0 | 0 | 0 | 0 | 0 |

*CMHC - Community Mental Health Center

*SMI - Severe Mental Illness

*State Supp - Supplementation for needy persons who are aged, blind or have a disability (KRS 205.245)

2017 ANNUAL KENTUCKY CHEMICAL DEPENDENCY UTILIZATION AND SERVICE REPORT

Table 2EE - Personal Care Bed Census by Gender & Ages 65 & Older

Patients With SMI Receiving State Supplementation

| CMHC Region / County / Facility | 65-84 | | | | 85 & Older | | | |
|-----------------------------------------|----------------------------------|---------------------------------------------|------------------------------------|-----------------------------------------------|----------------------------------|---------------------------------------------|------------------------------------|-----------------------------------------------|
| | Male SMI State Supp Census | Male SMI State Supp Inpatient Days | Female SMI State Supp Census | Female SMI State Supp Inpatient Days | Male SMI State Supp Census | Male SMI State Supp Inpatient Days | Female SMI State Supp Census | Female SMI State Supp Inpatient Days |
| WASHINGTON | | | | | | | | |
| Sansbury Care Center | 0 | 0 | 0 | 0 | 0 | 0 | 0 | 0 |
| WASHINGTON County Total: | 0 | 0 | 0 | 0 | 0 | 0 | 0 | 0 |
| Communicare CMHC Total: | 0 | 0 | 3 | 684 | 0 | 0 | 6 | 2,827 |
| Cumberland River | | | | | | | | |
| BELL | | | | | | | | |
| Generations Center of Middlesboro | 31 | 8183 | 18 | 4035 | 0 | 0 | 0 | 0 |
| BELL County Total: | 31 | 8,183 | 18 | 4,035 | 0 | 0 | 0 | 0 |
| HARLAN | | | | | | | | |
| The Laurels | 14 | 1022 | 17 | 3285 | 0 | 0 | 0 | 0 |
| HARLAN County Total: | 14 | 1,022 | 17 | 3,285 | 0 | 0 | 0 | 0 |
| KNOX | | | | | | | | |
| Christian Health Center - Corbin | 0 | 0 | 0 | 0 | 0 | 0 | 0 | 0 |
| KNOX County Total: | 0 | 0 | 0 | 0 | 0 | 0 | 0 | 0 |
| Cumberland River CMHC Total: | 45 | 9,205 | 35 | 7,320 | 0 | 0 | 0 | 0 |
| Four Rivers | | | | | | | | |
| CALLOWAY | | | | | | | | |
| Fern Terrace of Murray | 2 | 638 | 4 | 1307 | 0 | 0 | 0 | 0 |
| Gardens At Hickory Woods | 0 | 0 | 0 | 0 | 0 | 0 | 0 | 0 |
| CALLOWAY County Total: | 2 | 638 | 4 | 1,307 | 0 | 0 | 0 | 0 |
| CARLISLE | | | | | | | | |
| Countryside Center | 0 | 0 | 0 | 0 | 0 | 0 | 0 | 0 |
| CARLISLE County Total: | 0 | 0 | 0 | 0 | 0 | 0 | 0 | 0 |
| GRAVES | | | | | | | | |
| Autumn Ridge Personal Care | 0 | 0 | 0 | 0 | 0 | 0 | 0 | 0 |
| Fern Terrace of Mayfield | 0 | 0 | 0 | 0 | 0 | 0 | 0 | 0 |
| GRAVES County Total: | 0 | 0 | 0 | 0 | 0 | 0 | 0 | 0 |
| HICKMAN | | | | | | | | |
| Clinton Hickman County Nursing Facility | 0 | 0 | 0 | 0 | 0 | 0 | 0 | 0 |
| Clinton Place | 0 | 0 | 0 | 0 | 0 | 0 | 0 | 0 |
| HICKMAN County Total: | 0 | 0 | 0 | 0 | 0 | 0 | 0 | 0 |

*CMHC - Community Mental Health Center

*SMI - Severe Mental Illness

*State Supp - Supplementation for needy persons who are aged, blind or have a disability (KRS 205.245)

2017 ANNUAL KENTUCKY CHEMICAL DEPENDENCY UTILIZATION AND SERVICE REPORT

Table 2EE - Personal Care Bed Census by Gender & Ages 65 & Older

Patients With SMI Receiving State Supplementation

| CMHC Region / County / Facility | 65-84 | | | | 85 & Older | | | |
|------------------------------------|----------------------------|------------------------------------|------------------------------|--------------------------------------|----------------------------|------------------------------------|------------------------------|--------------------------------------|
| | Male SMI State Supp Census | Male SMI State Supp Inpatient Days | Female SMI State Supp Census | Female SMI State Supp Inpatient Days | Male SMI State Supp Census | Male SMI State Supp Inpatient Days | Female SMI State Supp Census | Female SMI State Supp Inpatient Days |
| MCCRACKEN | | | | | | | | |
| Gaither Suites at West Park | 0 | 0 | 0 | 0 | 0 | 0 | 0 | 0 |
| MCCRACKEN County Total: | 0 | 0 | 0 | 0 | 0 | 0 | 0 | 0 |
| Four Rivers CMHC Total: | 2 | 638 | 4 | 1,307 | 0 | 0 | 0 | 0 |
| Kentucky River | | | | | | | | |
| KNOTT | | | | | | | | |
| Caney Creek Rehabilitation Complex | 0 | 0 | 0 | 0 | 0 | 0 | 0 | 0 |
| Golden Years Rest Home | 5 | 800 | 6 | 700 | 1 | 300 | 3 | 200 |
| KNOTT County Total: | 5 | 800 | 6 | 700 | 1 | 300 | 3 | 200 |
| OWSLEY | | | | | | | | |
| Owsley County Health Care Center | 0 | 0 | 0 | 0 | 0 | 0 | 0 | 0 |
| OWSLEY County Total: | 0 | 0 | 0 | 0 | 0 | 0 | 0 | 0 |
| Kentucky River CMHC Total: | 5 | 800 | 6 | 700 | 1 | 300 | 3 | 200 |
| LifeSkills | | | | | | | | |
| ALLEN | | | | | | | | |
| Cornerstone Manor | 4 | 1212 | 3 | 736 | 0 | 0 | 0 | 0 |
| Scottsville Manor | 2 | 649 | 2 | 429 | 0 | 0 | 0 | 0 |
| ALLEN County Total: | 6 | 1,861 | 5 | 1,165 | 0 | 0 | 0 | 0 |
| BARREN | | | | | | | | |
| NHC HealthCare, Glasgow | 0 | 0 | 0 | 0 | 0 | 0 | 0 | 0 |
| BARREN County Total: | 0 | 0 | 0 | 0 | 0 | 0 | 0 | 0 |
| EDMONSON | | | | | | | | |
| Edmonson Center | 0 | 0 | 0 | 0 | 0 | 0 | 0 | 0 |
| EDMONSON County Total: | 0 | 0 | 0 | 0 | 0 | 0 | 0 | 0 |
| HART | | | | | | | | |
| Hart County Manor | 7 | 2555 | 1 | 365 | 0 | 0 | 0 | 0 |
| HART County Total: | 7 | 2,555 | 1 | 365 | 0 | 0 | 0 | 0 |
| METCALFE | | | | | | | | |
| Harper's Home for the Aged | 0 | 0 | 0 | 0 | 0 | 0 | 0 | 0 |
| Metcalfe Health Care Center | 0 | 0 | 0 | 0 | 0 | 0 | 0 | 0 |
| METCALFE County Total: | 0 | 0 | 0 | 0 | 0 | 0 | 0 | 0 |

*CMHC - Community Mental Health Center

*SMI - Severe Mental Illness

*State Supp - Supplementation for needy persons who are aged, blind or have a disability (KRS 205.245)

2017 ANNUAL KENTUCKY CHEMICAL DEPENDENCY UTILIZATION AND SERVICE REPORT

Table 2EE - Personal Care Bed Census by Gender & Ages 65 & Older

Patients With SMI Receiving State Supplementation

| CMHC Region / County / Facility | 65-84 | | | | 85 & Older | | | |
|------------------------------------------------|----------------------------------|---------------------------------------------|------------------------------------|-----------------------------------------------|----------------------------------|---------------------------------------------|------------------------------------|-----------------------------------------------|
| | Male SMI State Supp Census | Male SMI State Supp Inpatient Days | Female SMI State Supp Census | Female SMI State Supp Inpatient Days | Male SMI State Supp Census | Male SMI State Supp Inpatient Days | Female SMI State Supp Census | Female SMI State Supp Inpatient Days |
| SIMPSON | | | | | | | | |
| Lewis Memorial Methodist Home | 0 | 365 | 1 | 0 | 0 | 0 | 0 | 0 |
| SIMPSON County Total: | 0 | 365 | 1 | 0 | 0 | 0 | 0 | 0 |
| WARREN | | | | | | | | |
| Christian Health Center, Bowling Green | 0 | 0 | 0 | 0 | 0 | 0 | 0 | 0 |
| Fern Terrace of Bowling Green | 10 | 3650 | 12 | 4380 | 0 | 0 | 1 | 365 |
| The Haven At Massey Springs | 0 | 0 | 0 | 0 | 0 | 0 | 0 | 0 |
| WARREN County Total: | 10 | 3,650 | 12 | 4,380 | 0 | 0 | 1 | 365 |
| LifeSkills CMHC Total: | 23 | 8,431 | 19 | 5,910 | 0 | 0 | 1 | 365 |
| Mountain | | | | | | | | |
| JOHNSON | | | | | | | | |
| Venture Home of Paintsville | 3 | 847 | 2 | 520 | 0 | 0 | 0 | 0 |
| JOHNSON County Total: | 3 | 847 | 2 | 520 | 0 | 0 | 0 | 0 |
| MAGOFFIN | | | | | | | | |
| Salyersville Nursing and Rehabilitation Center | 0 | 0 | 0 | 0 | 0 | 0 | 0 | 0 |
| MAGOFFIN County Total: | 0 | 0 | 0 | 0 | 0 | 0 | 0 | 0 |
| MARTIN | | | | | | | | |
| Martin County Health Care Facility | 0 | 0 | 0 | 0 | 0 | 0 | 0 | 0 |
| MARTIN County Total: | 0 | 0 | 0 | 0 | 0 | 0 | 0 | 0 |
| PIKE | | | | | | | | |
| Good Shepherd Community Nursing Center | 0 | 0 | 1 | 365 | 0 | 0 | 0 | 0 |
| PIKE County Total: | 0 | 0 | 1 | 365 | 0 | 0 | 0 | 0 |
| Mountain CMHC Total: | 3 | 847 | 3 | 885 | 0 | 0 | 0 | 0 |
| NorthKey | | | | | | | | |
| BOONE | | | | | | | | |
| Colonial Gardens | 0 | 0 | 0 | 0 | 0 | 0 | 0 | 0 |
| BOONE County Total: | 0 | 0 | 0 | 0 | 0 | 0 | 0 | 0 |
| CAMPBELL | | | | | | | | |
| Baptist Convalescent Center | 0 | 0 | 0 | 0 | 0 | 0 | 0 | 0 |
| Carmel Manor | 0 | 0 | 0 | 0 | 0 | 0 | 0 | 0 |
| CAMPBELL County Total: | 0 | 0 | 0 | 0 | 0 | 0 | 0 | 0 |

*CMHC - Community Mental Health Center

*SMI - Severe Mental Illness

*State Supp - Supplementation for needy persons who are aged, blind or have a disability (KRS 205.245)

2017 ANNUAL KENTUCKY CHEMICAL DEPENDENCY UTILIZATION AND SERVICE REPORT

Table 2EE - Personal Care Bed Census by Gender & Ages 65 & Older

Patients With SMI Receiving State Supplementation

| CMHC Region / County / Facility | 65-84 | | | | 85 & Older | | | |
|---------------------------------|----------------------------------|---------------------------------------------|------------------------------------|-----------------------------------------------|----------------------------------|---------------------------------------------|------------------------------------|-----------------------------------------------|
| | Male SMI State Supp Census | Male SMI State Supp Inpatient Days | Female SMI State Supp Census | Female SMI State Supp Inpatient Days | Male SMI State Supp Census | Male SMI State Supp Inpatient Days | Female SMI State Supp Census | Female SMI State Supp Inpatient Days |
| CARROLL | | | | | | | | |
| Carrollton Manor | 5 | 1825 | 3 | 782 | 0 | 0 | 0 | 0 |
| Valley Haven Rest Home | 9 | 0 | 0 | 0 | 0 | 0 | 0 | 0 |
| CARROLL County Total: | 14 | 1,825 | 3 | 782 | 0 | 0 | 0 | 0 |
| GRANT | | | | | | | | |
| Jonesville Rest Home | 0 | 0 | 1 | 365 | 0 | 0 | 0 | 0 |
| GRANT County Total: | 0 | 0 | 1 | 365 | 0 | 0 | 0 | 0 |
| KENTON | | | | | | | | |
| Brookdale Edgewood | 0 | 0 | 0 | 0 | 0 | 0 | 0 | 0 |
| Covington Ladies Home | 0 | 0 | 0 | 0 | 0 | 0 | 0 | 0 |
| Emerald Trace | 0 | 0 | 0 | 0 | 0 | 0 | 0 | 0 |
| Ivy Knoll | 0 | 0 | 0 | 0 | 0 | 0 | 0 | 0 |
| Madonna Manor | 0 | 0 | 0 | 0 | 0 | 0 | 0 | 0 |
| Regency Manor | 1 | 365 | 1 | 574 | 0 | 0 | 0 | 0 |
| Regency Manor North | 3 | 909 | 2 | 509 | 0 | 0 | 0 | 0 |
| St Charles Care Center | 0 | 0 | 0 | 0 | 0 | 0 | 0 | 0 |
| KENTON County Total: | 4 | 1,274 | 3 | 1,083 | 0 | 0 | 0 | 0 |
| PENDLETON | | | | | | | | |
| Falmouth Nursing Home | 1 | 0 | 0 | 0 | 0 | 0 | 0 | 0 |
| The Front Gate | 1 | 365 | 1 | 365 | 0 | 0 | 0 | 0 |
| PENDLETON County Total: | 2 | 365 | 1 | 365 | 0 | 0 | 0 | 0 |
| NorthKey CMHC Total: | 20 | 3,464 | 8 | 2,595 | 0 | 0 | 0 | 0 |
| Pathways | | | | | | | | |
| BOYD | | | | | | | | |
| Artrips Personal Care Home | 4 | 365 | 3 | 365 | 0 | 365 | 1 | 365 |
| Hamilton's Personal Care Home | 0 | 0 | 0 | 0 | 0 | 0 | 0 | 0 |
| King's Daughters And Sons Home | 0 | 0 | 0 | 0 | 0 | 0 | 0 | 0 |
| BOYD County Total: | 4 | 365 | 3 | 365 | 0 | 365 | 1 | 365 |
| GREENUP | | | | | | | | |
| Frasure's Personal Care Home | 13 | 3193 | 16 | 4028 | 0 | 0 | 0 | 0 |
| Morning Pointe Of Russell | 0 | 0 | 0 | 0 | 0 | 0 | 0 | 0 |

*CMHC - Community Mental Health Center

*SMI - Severe Mental Illness

*State Supp - Supplementation for needy persons who are aged, blind or have a disability (KRS 205.245)

2017 ANNUAL KENTUCKY CHEMICAL DEPENDENCY UTILIZATION AND SERVICE REPORT

Table 2EE - Personal Care Bed Census by Gender & Ages 65 & Older

Patients With SMI Receiving State Supplementation

| CMHC Region / County / Facility | 65-84 | | | | 85 & Older | | | |
|-----------------------------------------------------|----------------------------------|---------------------------------------------|------------------------------------|-----------------------------------------------|----------------------------------|---------------------------------------------|------------------------------------|-----------------------------------------------|
| | Male SMI State Supp Census | Male SMI State Supp Inpatient Days | Female SMI State Supp Census | Female SMI State Supp Inpatient Days | Male SMI State Supp Census | Male SMI State Supp Inpatient Days | Female SMI State Supp Census | Female SMI State Supp Inpatient Days |
| Oakmont Manor | 0 | 0 | 0 | 0 | 0 | 0 | 0 | 0 |
| Russell Convalescent Home | 2 | 469 | 0 | 0 | 0 | 0 | 0 | 0 |
| The Lantern At Morning Pointe Alzheimers and Memory | 0 | 0 | 0 | 0 | 0 | 0 | 0 | 0 |
| Trinity Station Retirement Community | 0 | 0 | 0 | 0 | 0 | 0 | 0 | 0 |
| GREENUP County Total: | 15 | 3,662 | 16 | 4,028 | 0 | 0 | 0 | 0 |
| LAWRENCE | | | | | | | | |
| The Jordan Center | 0 | 0 | 0 | 0 | 0 | 0 | 0 | 0 |
| LAWRENCE County Total: | 0 | 0 | 0 | 0 | 0 | 0 | 0 | 0 |
| MENIFEE | | | | | | | | |
| Edgewood Estates | 0 | 0 | 0 | 0 | 0 | 0 | 0 | 0 |
| MENIFEE County Total: | 0 | 0 | 0 | 0 | 0 | 0 | 0 | 0 |
| MONTGOMERY | | | | | | | | |
| Regency Memory Care | 0 | 0 | 0 | 0 | 0 | 0 | 0 | 0 |
| MONTGOMERY County Total: | 0 | 0 | 0 | 0 | 0 | 0 | 0 | 0 |
| MORGAN | | | | | | | | |
| West Liberty Nursing and Rehabilitation Center | 0 | 0 | 0 | 0 | 0 | 0 | 0 | 0 |
| MORGAN County Total: | 0 | 0 | 0 | 0 | 0 | 0 | 0 | 0 |
| Pathways CMHC Total: | 19 | 4,027 | 19 | 4,393 | 0 | 365 | 1 | 365 |
| Pennyroyal | | | | | | | | |
| CALDWELL | | | | | | | | |
| Highland Homes, Inc. | 8 | 2920 | 6 | 2190 | 0 | 0 | 0 | 0 |
| CALDWELL County Total: | 8 | 2,920 | 6 | 2,190 | 0 | 0 | 0 | 0 |
| CHRISTIAN | | | | | | | | |
| Christian County Manor | 4 | 0 | 0 | 0 | 0 | 0 | 0 | 0 |
| Christian Health Center, Hopkinsville | 0 | 0 | 0 | 0 | 0 | 0 | 0 | 0 |
| Pennyrile Home | 11 | 4390 | 10 | 3660 | 3 | 0 | 2 | 820 |
| CHRISTIAN County Total: | 15 | 4,390 | 10 | 3,660 | 3 | 0 | 2 | 820 |
| CRITTENDEN | | | | | | | | |
| Crittenden County Health and Rehabilitation Center | 0 | 0 | 0 | 0 | 0 | 0 | 0 | 0 |
| CRITTENDEN County Total: | 0 | 0 | 0 | 0 | 0 | 0 | 0 | 0 |

*CMHC - Community Mental Health Center

*SMI - Severe Mental Illness

*State Supp - Supplementation for needy persons who are aged, blind or have a disability (KRS 205.245)

2017 ANNUAL KENTUCKY CHEMICAL DEPENDENCY UTILIZATION AND SERVICE REPORT

Table 2EE - Personal Care Bed Census by Gender & Ages 65 & Older

Patients With SMI Receiving State Supplementation

| CMHC Region / County / Facility | 65-84 | | | | 85 & Older | | | |
|-----------------------------------|----------------------------------|---------------------------------------------|------------------------------------|-----------------------------------------------|----------------------------------|---------------------------------------------|------------------------------------|-----------------------------------------------|
| | Male SMI State Supp Census | Male SMI State Supp Inpatient Days | Female SMI State Supp Census | Female SMI State Supp Inpatient Days | Male SMI State Supp Census | Male SMI State Supp Inpatient Days | Female SMI State Supp Census | Female SMI State Supp Inpatient Days |
| HOPKINS | | | | | | | | |
| The Homestead | 20 | 4901 | 7 | 2135 | 0 | 0 | 0 | 0 |
| The Oaks PCH/Madisonville | 6 | 1830 | 4 | 1735 | 0 | 0 | 0 | 0 |
| HOPKINS County Total: | 26 | 6,731 | 11 | 3,870 | 0 | 0 | 0 | 0 |
| LYON | | | | | | | | |
| River's Bend Retirement Community | 1 | 365 | 1 | 365 | 0 | 0 | 0 | 0 |
| LYON County Total: | 1 | 365 | 1 | 365 | 0 | 0 | 0 | 0 |
| MUHLENBERG | | | | | | | | |
| Diversicare of Greenville | 0 | 0 | 0 | 0 | 0 | 0 | 0 | 0 |
| Sparks Nursing Center | 4 | 1460 | 5 | 1825 | 0 | 0 | 0 | 0 |
| MUHLENBERG County Total: | 4 | 1,460 | 5 | 1,825 | 0 | 0 | 0 | 0 |
| TRIGG | | | | | | | | |
| Better Senior Living | 5 | 780 | 0 | 0 | 0 | 0 | 0 | 0 |
| TRIGG County Total: | 5 | 780 | 0 | 0 | 0 | 0 | 0 | 0 |
| Pennyroyal CMHC Total: | 59 | 16,646 | 33 | 11,910 | 3 | 0 | 2 | 820 |
| River Valley | | | | | | | | |
| DAVIESS | | | | | | | | |
| Bishop Soenneker Home | 7 | 2110 | 7 | 2084 | 0 | 0 | 5 | 1089 |
| Carmel Home | 0 | 0 | 0 | 0 | 0 | 0 | 0 | 0 |
| Davco Rest Home | 7 | 2555 | 23 | 8395 | 0 | 0 | 0 | 0 |
| Fern Terrace of Owensboro | 12 | 4380 | 23 | 8395 | 0 | 0 | 0 | 0 |
| Owensboro Center | 0 | 0 | 3 | 871 | 1 | 3 | 0 | 0 |
| DAVIESS County Total: | 26 | 9,045 | 56 | 19,745 | 1 | 3 | 5 | 1,089 |
| HANCOCK | | | | | | | | |
| The Oaks PCH/Lewisport | 6 | 922 | 2 | 511 | 0 | 0 | 0 | 0 |
| HANCOCK County Total: | 6 | 922 | 2 | 511 | 0 | 0 | 0 | 0 |
| HENDERSON | | | | | | | | |
| Henderson Manor | 3 | 1005 | 3 | 1095 | 0 | 0 | 0 | 0 |
| HENDERSON County Total: | 3 | 1,005 | 3 | 1,095 | 0 | 0 | 0 | 0 |

*CMHC - Community Mental Health Center

*SMI - Severe Mental Illness

*State Supp - Supplementation for needy persons who are aged, blind or have a disability (KRS 205.245)

2017 ANNUAL KENTUCKY CHEMICAL DEPENDENCY UTILIZATION AND SERVICE REPORT

Table 2EE - Personal Care Bed Census by Gender & Ages 65 & Older

Patients With SMI Receiving State Supplementation

| CMHC Region / County / Facility | 65-84 | | | | 85 & Older | | | |
|---------------------------------------------------|----------------------------------|---------------------------------------------|------------------------------------|-----------------------------------------------|----------------------------------|---------------------------------------------|------------------------------------|-----------------------------------------------|
| | Male SMI State Supp Census | Male SMI State Supp Inpatient Days | Female SMI State Supp Census | Female SMI State Supp Inpatient Days | Male SMI State Supp Census | Male SMI State Supp Inpatient Days | Female SMI State Supp Census | Female SMI State Supp Inpatient Days |
| MCLEAN | | | | | | | | |
| Sunny Acres | 4 | 1052 | 2 | 436 | 0 | 0 | 0 | 0 |
| MCLEAN County Total: | 4 | 1,052 | 2 | 436 | 0 | 0 | 0 | 0 |
| OHIO | | | | | | | | |
| Beaver Dam Nursing and Rehab Center | 0 | 0 | 0 | 0 | 0 | 0 | 0 | 0 |
| OHIO County Total: | 0 | 0 | 0 | 0 | 0 | 0 | 0 | 0 |
| UNION | | | | | | | | |
| Breckinridge Place | 0 | 0 | 0 | 0 | 0 | 0 | 0 | 0 |
| UNION County Total: | 0 | 0 | 0 | 0 | 0 | 0 | 0 | 0 |
| River Valley CMHC Total: | 39 | 12,024 | 63 | 21,787 | 1 | 3 | 5 | 1,089 |
| Seven Counties | | | | | | | | |
| BULLITT | | | | | | | | |
| Colonial House of Shepherdsville | 5 | 1825 | 6 | 2190 | 0 | 0 | 0 | 0 |
| BULLITT County Total: | 5 | 1,825 | 6 | 2,190 | 0 | 0 | 0 | 0 |
| JEFFERSON | | | | | | | | |
| Barton House of Louisville #1 | 0 | 0 | 0 | 0 | 0 | 0 | 0 | 0 |
| Belmont Village | 0 | 0 | 0 | 0 | 0 | 0 | 0 | 0 |
| Brookdale Blankenbaker | 0 | 0 | 0 | 0 | 0 | 0 | 0 | 0 |
| Brookdale Stonestreet | 0 | 0 | 0 | 0 | 0 | 0 | 0 | 0 |
| Eastern Star Home in KY | 0 | 0 | 0 | 0 | 0 | 0 | 0 | 0 |
| Episcopal Church Home | 0 | 0 | 0 | 0 | 0 | 0 | 0 | 0 |
| Forest Hills Commons | 0 | 0 | 0 | 0 | 0 | 0 | 0 | 0 |
| Forest Springs Health Campus | 0 | 0 | 0 | 0 | 0 | 0 | 0 | 0 |
| Heartsong Memory Care | 0 | 0 | 0 | 0 | 0 | 0 | 0 | 0 |
| Little Sisters of the Poor - St. Joseph's Home | 0 | 0 | 0 | 0 | 0 | 0 | 0 | 0 |
| Louisville Protestant Altenheim | 0 | 0 | 0 | 0 | 0 | 0 | 0 | 0 |
| Masonic Home of Louisville | 1 | 365 | 3 | 1095 | 0 | 0 | 1 | 365 |
| Morning Pointe Of Louisville At South Hurstbourne | 0 | 0 | 0 | 0 | 0 | 0 | 0 | 0 |
| Nazareth Home | 0 | 0 | 0 | 0 | 0 | 0 | 0 | 0 |
| Nazareth Home Clifton | 0 | 0 | 1 | 337 | 0 | 0 | 0 | 0 |
| Park Louisville | 0 | 0 | 0 | 0 | 0 | 0 | 0 | 0 |

*CMHC - Community Mental Health Center

*SMI - Severe Mental Illness

*State Supp - Supplementation for needy persons who are aged, blind or have a disability (KRS 205.245)

2017 ANNUAL KENTUCKY CHEMICAL DEPENDENCY UTILIZATION AND SERVICE REPORT

Table 2EE - Personal Care Bed Census by Gender & Ages 65 & Older

Patients With SMI Receiving State Supplementation

| CMHC Region / County / Facility | 65-84 | | | | 85 & Older | | | |
|--------------------------------------------|----------------------------------|---------------------------------------------|------------------------------------|-----------------------------------------------|----------------------------------|---------------------------------------------|------------------------------------|-----------------------------------------------|
| | Male SMI State Supp Census | Male SMI State Supp Inpatient Days | Female SMI State Supp Census | Female SMI State Supp Inpatient Days | Male SMI State Supp Census | Male SMI State Supp Inpatient Days | Female SMI State Supp Census | Female SMI State Supp Inpatient Days |
| Parr's at Springhurst | 0 | 0 | 2 | 717 | 0 | 0 | 2 | 730 |
| Rose Anna Hughes Home/Westminster | 0 | 0 | 0 | 0 | 0 | 0 | 0 | 0 |
| Sunrise of Louisville | 0 | 0 | 0 | 0 | 0 | 0 | 0 | 0 |
| Symphony at Oaklawn | 0 | 0 | 0 | 0 | 0 | 0 | 0 | 0 |
| The Forum at Brookside | 0 | 0 | 0 | 0 | 0 | 0 | 0 | 0 |
| The Lantern At Morning Pointe (Louisville) | 0 | 0 | 0 | 0 | 0 | 0 | 0 | 0 |
| Thrive At Beckley Creek | 0 | 0 | 0 | 0 | 0 | 0 | 0 | 0 |
| Treyton Oaks Towers | 0 | 0 | 0 | 0 | 0 | 0 | 0 | 0 |
| Wesley Manor | 0 | 0 | 0 | 0 | 0 | 0 | 0 | 0 |
| Westport Place Health Campus | 0 | 0 | 0 | 0 | 0 | 0 | 0 | 0 |
| JEFFERSON County Total: | 1 | 365 | 6 | 2,149 | 0 | 0 | 3 | 1,095 |
| SHELBY | | | | | | | | |
| Colonial Hall Manor | 9 | 2692 | 13 | 2276 | 0 | 0 | 0 | 0 |
| Masonic Home of Shelbyville | 0 | 0 | 0 | 0 | 0 | 0 | 0 | 0 |
| SHELBY County Total: | 9 | 2,692 | 13 | 2,276 | 0 | 0 | 0 | 0 |
| Seven Counties CMHC Total: | 15 | 4,882 | 25 | 6,615 | 0 | 0 | 3 | 1,095 |
| State Total | 269 | 72,954 | 277 | 82,017 | 7 | 1,242 | 22 | 7,126 |

*CMHC - Community Mental Health Center

*SMI - Severe Mental Illness

*State Supp - Supplementation for needy persons who are aged, blind or have a disability (KRS 205.245)

2017 ANNUAL KENTUCKY LONG TERM CARE UTILIZATION AND SERVICE REPORT

Table 3 - Census Data- Nursing Home (CCRC) Beds 2017

| ADD / Facility | Licensed Beds | Beds In Operation | Beginning Census | Admissions | Discharges | Deaths | Ending Census | Total Patient Days | Occupancy Percentage |
|----------------------------------------|---------------|-------------------|------------------|------------|------------|-----------|---------------|--------------------|----------------------|
| ADD: 2 PENNYRILE | | | | | | | | | |
| CHRISTIAN | | | | | | | | | |
| Christian Health Center, Hopkinsville | 2 | 2 | 2 | 0 | 0 | 0 | 2 | 730 | 100.00% |
| CHRISTIAN County Total: | 2 | 2 | 2 | 0 | 0 | 0 | 2 | 730 | 100.00% |
| ADD: 2 Total | 2 | 2 | 2 | 0 | 0 | 0 | 2 | 730 | 100.00% |
| ADD: 3 GREEN RIVER | | | | | | | | | |
| UNION | | | | | | | | | |
| Breckinridge Place | 6 | 6 | 6 | 3 | 0 | 3 | 6 | 2,175 | 99.32% |
| UNION County Total: | 6 | 6 | 6 | 3 | 0 | 3 | 6 | 2,175 | 99.32% |
| ADD: 3 Total | 6 | 6 | 6 | 3 | 0 | 3 | 6 | 2,175 | 99.32% |
| ADD: 4 BARREN RIVER | | | | | | | | | |
| WARREN | | | | | | | | | |
| Christian Health Center, Bowling Green | 17 | 17 | 10 | 29 | 16 | 9 | 14 | 4,384 | 70.65% |
| WARREN County Total: | 17 | 17 | 10 | 29 | 16 | 9 | 14 | 4,384 | 70.65% |
| ADD: 4 Total | 17 | 17 | 10 | 29 | 16 | 9 | 14 | 4,384 | 70.65% |
| ADD: 5 LINCOLN TRAIL | | | | | | | | | |
| MARION | | | | | | | | | |
| The Village of Lebanon II | 10 | 10 | 3 | 14 | 7 | 5 | 5 | 1,211 | 33.18% |
| MARION County Total: | 10 | 10 | 3 | 14 | 7 | 5 | 5 | 1,211 | 33.18% |
| NELSON | | | | | | | | | |
| Windsor Gardens CCRC | 11 | 11 | 4 | 9 | 2 | 7 | 4 | 1,192 | 29.69% |
| NELSON County Total: | 11 | 11 | 4 | 9 | 2 | 7 | 4 | 1,192 | 29.69% |
| ADD: 5 Total | 21 | 21 | 7 | 23 | 9 | 12 | 9 | 2,403 | 31.35% |
| ADD: 6 KIPDA | | | | | | | | | |
| JEFFERSON | | | | | | | | | |
| Christian Health Center of Louisville | 4 | 4 | 1 | 19 | 16 | 2 | 2 | 381 | 26.10% |
| Episcopal Church Home | 46 | 14 | 4 | 24 | 3 | 14 | 11 | 4,023 | 23.96% |
| Louisville Protestant Altenheim | 8 | 8 | 3 | 12 | 4 | 4 | 7 | 2,332 | 79.86% |
| Nazareth Home Clifton | 6 | 6 | 2 | 1 | 1 | 1 | 1 | 526 | 24.02% |
| The Forum at Brookside | 18 | 18 | 16 | 9 | 4 | 4 | 17 | 6,280 | 95.59% |
| JEFFERSON County Total: | 82 | 50 | 26 | 65 | 28 | 25 | 38 | 13,542 | 45.25% |
| ADD: 6 Total | 82 | 50 | 26 | 65 | 28 | 25 | 38 | 13,542 | 45.25% |

2017 ANNUAL KENTUCKY LONG TERM CARE UTILIZATION AND SERVICE REPORT

Table 3 - Census Data- Nursing Home (CCRC) Beds 2017

| ADD / Facility | Licensed Beds | Beds In Operation | Beginning Census | Admissions | Discharges | Deaths | Ending Census | Total Patient Days | Occupancy Percentage |
|--------------------------------------|---------------|-------------------|------------------|------------|------------|-----------|---------------|--------------------|----------------------|
| ADD: 7 NORTHERN KY | | | | | | | | | |
| KENTON | | | | | | | | | |
| Madonna Manor | 1 | 1 | 1 | 1 | 0 | 1 | 1 | 361 | 98.90% |
| KENTON County Total: | 1 | 1 | 1 | 1 | 0 | 1 | 1 | 361 | 98.90% |
| ADD: 7 Total | 1 | 1 | 1 | 1 | 0 | 1 | 1 | 361 | 98.90% |
| ADD: 10 FIVCO | | | | | | | | | |
| GREENUP | | | | | | | | | |
| Trinity Station Retirement Community | 17 | 17 | 17 | 2 | 1 | 3 | 15 | 6,121 | 98.65% |
| GREENUP County Total: | 17 | 17 | 17 | 2 | 1 | 3 | 15 | 6,121 | 98.65% |
| ADD: 10 Total | 17 | 17 | 17 | 2 | 1 | 3 | 15 | 6,121 | 98.65% |
| ADD: 13 CUMBERLAND VALLEY | | | | | | | | | |
| KNOX | | | | | | | | | |
| Christian Health Center - Corbin | 4 | 4 | 0 | 7 | 6 | 0 | 1 | 385 | 26.37% |
| KNOX County Total: | 4 | 4 | 0 | 7 | 6 | 0 | 1 | 385 | 26.37% |
| LAUREL | | | | | | | | | |
| Laurel Heights Home for the Elderly | 17 | 17 | 17 | 16 | 7 | 9 | 17 | 6,105 | 98.39% |
| LAUREL County Total: | 17 | 17 | 17 | 16 | 7 | 9 | 17 | 6,105 | 98.39% |
| ADD: 13 Total | 21 | 21 | 17 | 23 | 13 | 9 | 18 | 6,490 | 84.67% |
| ADD: 14 LAKE CUMBERLAND | | | | | | | | | |
| PULASKI | | | | | | | | | |
| The Neighborhood Nursing Facility | 12 | 12 | 12 | 9 | 0 | 9 | 12 | 4,293 | 98.01% |
| PULASKI County Total: | 12 | 12 | 12 | 9 | 0 | 9 | 12 | 4,293 | 98.01% |
| ADD: 14 Total | 12 | 12 | 12 | 9 | 0 | 9 | 12 | 4,293 | 98.01% |
| ADD: 15 BLUEGRASS | | | | | | | | | |
| FAYETTE | | | | | | | | | |
| Sayre Christian Village Nursing Home | 11 | 11 | 10 | 46 | 38 | 8 | 10 | 3,381 | 84.21% |
| The Willows at Hamburg | 10 | 10 | 0 | 17 | 5 | 2 | 10 | 3,036 | 99.22% |
| FAYETTE County Total: | 21 | 21 | 10 | 63 | 43 | 10 | 20 | 6,417 | 90.70% |
| HARRISON | | | | | | | | | |
| Cedar Ridge Health Campus | 5 | 5 | 2 | 5 | 2 | 1 | 4 | 1,575 | 86.30% |
| HARRISON County Total: | 5 | 5 | 2 | 5 | 2 | 1 | 4 | 1,575 | 86.30% |
| JESSAMINE | | | | | | | | | |
| Wesley Village | 36 | 30 | 27 | 18 | 0 | 18 | 27 | 9,815 | 74.70% |
| JESSAMINE County Total: | 36 | 30 | 27 | 18 | 0 | 18 | 27 | 9,815 | 74.70% |

2017 ANNUAL KENTUCKY LONG TERM CARE UTILIZATION AND SERVICE REPORT

Table 3 - Census Data- Nursing Home (CCRC) Beds 2017

| ADD / Facility | Licensed Beds | Beds In Operation | Beginning Census | Admissions | Discharges | Deaths | Ending Census | Total Patient Days | Occupancy Percentage |
|-------------------------------|----------------------|--------------------------|-------------------------|-------------------|-------------------|---------------|----------------------|---------------------------|-----------------------------|
| MADISON | | | | | | | | | |
| Telford Terrace | 26 | 26 | 18 | 27 | 24 | 6 | 15 | 6,002 | 63.25% |
| MADISON County Total: | 26 | 26 | 18 | 27 | 24 | 6 | 15 | 6,002 | 63.25% |
| WOODFORD | | | | | | | | | |
| The Homeplace At Midway | 1 | 1 | 0 | 1 | 0 | 0 | 1 | 315 | 86.78% |
| WOODFORD County Total: | 1 | 1 | 0 | 1 | 0 | 0 | 1 | 315 | 86.78% |
| ADD: 15 Total | 89 | 83 | 57 | 114 | 69 | 35 | 67 | 24,124 | 75.64% |
| Statewide Total | 268 | 230 | 155 | 269 | 136 | 106 | 182 | 64,623 | 66.47% |

2017 ANNUAL KENTUCKY LONG TERM CARE UTILIZATION AND SERVICE REPORT

Table 4 - Census Data- Nursing Home (Non-CCRC) Beds 2017

| ADD / Facility | Licensed Beds | Beds In Operation | Beginning Census | Admissions | Discharges | Deaths | Ending Census | Total Patient Days | Occupancy Percentage |
|------------------------------------------|---------------|-------------------|------------------|------------|------------|-----------|---------------|--------------------|----------------------|
| ADD: 3 GREEN RIVER | | | | | | | | | |
| DAVIESS | | | | | | | | | |
| Hermitage Care and Rehabilitation Center | 22 | 22 | 21 | 126 | 115 | 13 | 19 | 6,935 | 86.36% |
| DAVIESS County Total: | 22 | 22 | 21 | 126 | 115 | 13 | 19 | 6,935 | 86.36% |
| WEBSTER | | | | | | | | | |
| Shemwell Nursing Home | 20 | 20 | 20 | 7 | 2 | 7 | 18 | 7,166 | 98.16% |
| WEBSTER County Total: | 20 | 20 | 20 | 7 | 2 | 7 | 18 | 7,166 | 98.16% |
| ADD: 3 Total | 42 | 42 | 41 | 133 | 117 | 20 | 37 | 14,101 | 91.98% |
| ADD: 5 LINCOLN TRAIL | | | | | | | | | |
| MARION | | | | | | | | | |
| The Village of Lebanon II | 28 | 28 | 17 | 116 | 95 | 17 | 21 | 7,478 | 73.17% |
| MARION County Total: | 28 | 28 | 17 | 116 | 95 | 17 | 21 | 7,478 | 73.17% |
| ADD: 5 Total | 28 | 28 | 17 | 116 | 95 | 17 | 21 | 7,478 | 73.17% |
| ADD: 15 BLUEGRASS | | | | | | | | | |
| BOURBON | | | | | | | | | |
| Bourbon Heights | 32 | 32 | 28 | 62 | 54 | 7 | 29 | 10,448 | 89.45% |
| BOURBON County Total: | 32 | 32 | 28 | 62 | 54 | 7 | 29 | 10,448 | 89.45% |
| WOODFORD | | | | | | | | | |
| Taylor Manor Nursing Home | 40 | 40 | 27 | 29 | 4 | 25 | 27 | 10,455 | 71.61% |
| WOODFORD County Total: | 40 | 40 | 27 | 29 | 4 | 25 | 27 | 10,455 | 71.61% |
| ADD: 15 Total | 72 | 72 | 55 | 91 | 58 | 32 | 56 | 20,903 | 79.54% |
| Statewide Total | 142 | 142 | 113 | 340 | 270 | 69 | 114 | 42,482 | 81.96% |

2017 ANNUAL KENTUCKY LONG TERM CARE UTILIZATION AND SERVICE REPORT

Table 5 - Census Data- Intermediate Care Beds 2017

| ADD / Facility | Licensed Beds | Beds In Operation | Beginning Census | Admissions | Discharges | Deaths | Ending Census | Total Patient Days | Occupancy Percentage |
|----------------------------------------|---------------|-------------------|------------------|------------|------------|-----------|---------------|--------------------|----------------------|
| ADD: 3 GREEN RIVER | | | | | | | | | |
| WEBSTER | | | | | | | | | |
| Shemwell Nursing Home | 2 | 2 | 2 | 0 | 0 | 1 | 1 | 728 | 99.73% |
| WEBSTER County Total: | 2 | 2 | 2 | 0 | 0 | 1 | 1 | 728 | 99.73% |
| ADD: 3 Total | 2 | 2 | 2 | 0 | 0 | 1 | 1 | 728 | 99.73% |
| ADD: 4 BARREN RIVER | | | | | | | | | |
| WARREN | | | | | | | | | |
| Christian Health Center, Bowling Green | 2 | 2 | 1 | 4 | 2 | 1 | 2 | 346 | 47.40% |
| WARREN County Total: | 2 | 2 | 1 | 4 | 2 | 1 | 2 | 346 | 47.40% |
| ADD: 4 Total | 2 | 2 | 1 | 4 | 2 | 1 | 2 | 346 | 47.40% |
| ADD: 6 KIPDA | | | | | | | | | |
| JEFFERSON | | | | | | | | | |
| Eastern Star Home in KY | 18 | 18 | 15 | 19 | 7 | 9 | 18 | 5,704 | 86.82% |
| Louisville Protestant Altenheim | 24 | 24 | 11 | 17 | 6 | 8 | 14 | 4,749 | 54.21% |
| The Forum at Brookside | 2 | 2 | 2 | 0 | 0 | 0 | 2 | 566 | 77.53% |
| JEFFERSON County Total: | 44 | 44 | 28 | 36 | 13 | 17 | 34 | 11,019 | 68.61% |
| ADD: 6 Total | 44 | 44 | 28 | 36 | 13 | 17 | 34 | 11,019 | 68.61% |
| ADD: 15 BLUEGRASS | | | | | | | | | |
| HARRISON | | | | | | | | | |
| Cedar Ridge Health Campus | 2 | 2 | 2 | 2 | 1 | 1 | 2 | 714 | 97.81% |
| HARRISON County Total: | 2 | 2 | 2 | 2 | 1 | 1 | 2 | 714 | 97.81% |
| JESSAMINE | | | | | | | | | |
| Wesley Village | 2 | 1 | 1 | 0 | 0 | 0 | 1 | 365 | 50.00% |
| JESSAMINE County Total: | 2 | 1 | 1 | 0 | 0 | 0 | 1 | 365 | 50.00% |
| MADISON | | | | | | | | | |
| Telford Terrace | 2 | 2 | 1 | 1 | 1 | 0 | 1 | 351 | 48.08% |
| MADISON County Total: | 2 | 2 | 1 | 1 | 1 | 0 | 1 | 351 | 48.08% |
| WOODFORD | | | | | | | | | |
| Taylor Manor Nursing Home | 18 | 18 | 13 | 7 | 8 | 0 | 12 | 5,082 | 77.35% |
| WOODFORD County Total: | 18 | 18 | 13 | 7 | 8 | 0 | 12 | 5,082 | 77.35% |
| ADD: 15 Total | 24 | 23 | 17 | 10 | 10 | 1 | 16 | 6,512 | 74.34% |
| Statewide Total | 72 | 71 | 48 | 50 | 25 | 20 | 53 | 18,605 | 70.80% |

2017 ANNUAL KENTUCKY LONG TERM CARE UTILIZATION AND SERVICE REPORT

Table 6 - Census Data - Alzheimer Facility Beds 2017

| ADD / Facility | Licensed Beds | Beds In Operation | Beginning Census | Admissions | Discharges | Deaths | Ending Census | Total Patient Days | Occupancy Percentage |
|------------------------------|----------------------|--------------------------|-------------------------|-------------------|-------------------|---------------|----------------------|---------------------------|-----------------------------|
| ADD: 3 GREEN RIVER | | | | | | | | | |
| DAVIESS | | | | | | | | | |
| Wellington Parc of Owensboro | 60 | 60 | 52 | 25 | 7 | 18 | 52 | 20,073 | 91.66% |
| DAVIESS County Total: | 60 | 60 | 52 | 25 | 7 | 18 | 52 | 20,073 | 91.66% |
| ADD: 3 Total | 60 | 60 | 52 | 25 | 7 | 18 | 52 | 20,073 | 91.66% |
| ADD: 4 BARREN RIVER | | | | | | | | | |
| WARREN | | | | | | | | | |
| Magnolia Village Care | 60 | 60 | 53 | 127 | 90 | 33 | 57 | 20,521 | 93.70% |
| WARREN County Total: | 60 | 60 | 53 | 127 | 90 | 33 | 57 | 20,521 | 93.70% |
| ADD: 4 Total | 60 | 60 | 53 | 127 | 90 | 33 | 57 | 20,521 | 93.70% |
| Statewide Total | 120 | 120 | 105 | 152 | 97 | 51 | 109 | 40,594 | 92.68% |

2017 ANNUAL KENTUCKY LONG TERM CARE UTILIZATION AND SERVICE REPORT

Table 7 - Census Data- ICF/IID Beds 2017

| ADD / Facility | Licensed Beds | Beds In Operation | Beginning Census | Admissions | Discharges | Deaths | Ending Census | Total Patient Days | Occupancy Percentage |
|--------------------------------------------------------|---------------|-------------------|------------------|------------|------------|-----------|---------------|--------------------|----------------------|
| ADD: 2 PENNYRILE | | | | | | | | | |
| CHRISTIAN | | | | | | | | | |
| Outwood ICF/IID | 80 | 80 | 36 | 2 | 3 | 1 | 34 | 12,422 | 42.54% |
| CHRISTIAN County Total: | 80 | 80 | 36 | 2 | 3 | 1 | 34 | 12,422 | 42.54% |
| ADD: 2 Total | 80 | 80 | 36 | 2 | 3 | 1 | 34 | 12,422 | 42.54% |
| ADD: 3 GREEN RIVER | | | | | | | | | |
| DAVISS | | | | | | | | | |
| Wendell Foster's Campus for Developmental Disabilities | 63 | 63 | 63 | 4 | 0 | 4 | 63 | 22,882 | 99.51% |
| DAVISS County Total: | 63 | 63 | 63 | 4 | 0 | 4 | 63 | 22,882 | 99.51% |
| ADD: 3 Total | 63 | 63 | 63 | 4 | 0 | 4 | 63 | 22,882 | 99.51% |
| ADD: 6 KIPDA | | | | | | | | | |
| BULLITT | | | | | | | | | |
| Meadows ICF/IID | 8 | 8 | 8 | 0 | 0 | 0 | 8 | 2,846 | 97.47% |
| BULLITT County Total: | 8 | 8 | 8 | 0 | 0 | 0 | 8 | 2,846 | 97.47% |
| HENRY | | | | | | | | | |
| Cedar Lake Lodge Park Place I | 8 | 8 | 8 | 2 | 1 | 1 | 8 | 2,897 | 99.21% |
| Cedar Lake Lodge Park Place II | 8 | 8 | 8 | 0 | 0 | 0 | 8 | 2,920 | 100.00% |
| HENRY County Total: | 16 | 16 | 16 | 2 | 1 | 1 | 16 | 5,817 | 99.61% |
| JEFFERSON | | | | | | | | | |
| Bingham Gardens | 24 | 24 | 24 | 0 | 4 | 0 | 20 | 8,306 | 94.82% |
| Del Maria ICF/IID | 8 | 8 | 8 | 0 | 0 | 0 | 8 | 2,916 | 99.86% |
| Hazelwood Center | 201 | 77 | 80 | 5 | 1 | 12 | 72 | 28,183 | 38.41% |
| JEFFERSON County Total: | 233 | 109 | 112 | 5 | 5 | 12 | 100 | 39,405 | 46.33% |
| OLDHAM | | | | | | | | | |
| Cedar Lake Lodge | 69 | 63 | 69 | 4 | 7 | 3 | 63 | 22,637 | 96.96% |
| Cedar Lake Lodge Sycamore Run I | 4 | 4 | 1 | 4 | 0 | 1 | 4 | 1,268 | 89.04% |
| Cedar Lake Lodge Sycamore Run II | 4 | 4 | 1 | 3 | 0 | 0 | 4 | 1,282 | 90.03% |
| Windsong ICF/IID | 8 | 8 | 8 | 0 | 0 | 1 | 7 | 2,731 | 93.53% |
| OLDHAM County Total: | 85 | 79 | 79 | 11 | 7 | 5 | 78 | 27,918 | 95.89% |
| ADD: 6 Total | 342 | 212 | 215 | 18 | 13 | 18 | 202 | 75,986 | 61.82% |
| ADD: 14 LAKE CUMBERLAND | | | | | | | | | |
| PULASKI | | | | | | | | | |
| Oakwood ICF/IID Unit 1 | 60 | 60 | 45 | 8 | 5 | 4 | 44 | 16,060 | 73.33% |
| Oakwood ICF/IID Unit 2 | 48 | 48 | 38 | 14 | 17 | 0 | 35 | 12,775 | 72.92% |
| Oakwood ICF/IID Unit 3 | 24 | 24 | 11 | 9 | 9 | 0 | 11 | 4,015 | 45.83% |

2017 ANNUAL KENTUCKY LONG TERM CARE UTILIZATION AND SERVICE REPORT

Table 7 - Census Data- ICF/IID Beds 2017

| ADD / Facility | Licensed Beds | Beds In Operation | Beginning Census | Admissions | Discharges | Deaths | Ending Census | Total Patient Days | Occupancy Percentage |
|------------------------------|----------------------|--------------------------|-------------------------|-------------------|-------------------|---------------|----------------------|---------------------------|-----------------------------|
| Oakwood ICF/IID Unit 4 | 21 | 21 | 12 | 1 | 1 | 0 | 12 | 4,380 | 57.14% |
| PULASKI County Total: | 153 | 153 | 106 | 32 | 32 | 4 | 102 | 37,230 | 66.67% |
| ADD: 14 Total | 153 | 153 | 106 | 32 | 32 | 4 | 102 | 37,230 | 66.67% |
| Statewide Total | 638 | 508 | 420 | 56 | 48 | 27 | 401 | 148,520 | 64.31% |

2017 ANNUAL KENTUCKY LONG TERM CARE UTILIZATION AND SERVICE REPORT

Table 7A - ICF/IID Bed Transition Status by CMHC Region

| CMHC Region / County / Facility | Licensed Beds | Individuals Served (Beginning Census + Admits) | Individuals Ready to Transition | | Individuals Transitioned to Less Restrictive Placement | | Individuals on Waiting List for Admisson to ICF | Percent Transitioned |
|----------------------------------------|---------------|------------------------------------------------|---------------------------------|---------------|--------------------------------------------------------|---------------|-------------------------------------------------|----------------------|
| | | | Individuals | Resident Days | Individuals | Resident Days | | |
| Adanta | | | | | | | | |
| PULASKI | | | | | | | | |
| Oakwood ICF/IID Unit 1 | 60 | 53 | 9 | 3285 | 4 | 1195 | 0 | 7.55% |
| Oakwood ICF/IID Unit 2 | 48 | 52 | 9 | 3090 | 6 | 1287 | 0 | 11.54% |
| Oakwood ICF/IID Unit 3 | 24 | 20 | 0 | 0 | 1 | 184 | 0 | 5.00% |
| Oakwood ICF/IID Unit 4 | 21 | 13 | 0 | 0 | 0 | 0 | 0 | 0.00% |
| PULASKI County Total: | 153 | 138 | 18 | 6,375 | 11 | 2,666 | 0 | 7.97% |
| Adanta CMHC Region Total: | 153 | 138 | 18 | 6,375 | 11 | 2,666 | 0 | 7.97% |
| Pennyroyal | | | | | | | | |
| CHRISTIAN | | | | | | | | |
| Outwood ICF/IID | 80 | 38 | 1 | 183 | 1 | 183 | 0 | 2.63% |
| CHRISTIAN County Total: | 80 | 38 | 1 | 183 | 1 | 183 | 0 | 2.63% |
| Pennyroyal CMHC Region Total: | 80 | 38 | 1 | 183 | 1 | 183 | 0 | 2.63% |
| River Valley | | | | | | | | |
| DAVISS | | | | | | | | |
| Wendell Foster's Campus for | 63 | 67 | 0 | 0 | 0 | 0 | 24 | 0.00% |
| DAVISS County Total: | 63 | 67 | 0 | 0 | 0 | 0 | 24 | 0.00% |
| River Valley CMHC Region Total: | 63 | 67 | 0 | 0 | 0 | 0 | 24 | 0.00% |
| Seven Counties | | | | | | | | |
| BULLITT | | | | | | | | |
| Meadows ICF/IID | 8 | 8 | 5 | 1825 | 0 | 0 | 0 | 0.00% |
| BULLITT County Total: | 8 | 8 | 5 | 1,825 | 0 | 0 | 0 | 0.00% |
| HENRY | | | | | | | | |
| Cedar Lake Lodge Park Place I | 8 | 10 | 0 | 0 | 0 | 0 | 0 | 0.00% |
| Cedar Lake Lodge Park Place II | 8 | 8 | 0 | 0 | 0 | 0 | 0 | 0.00% |
| HENRY County Total: | 16 | 18 | 0 | 0 | 0 | 0 | 0 | 0.00% |
| JEFFERSON | | | | | | | | |
| Bingham Gardens | 24 | 24 | 0 | 0 | 2 | 452 | 0 | 8.33% |
| Del Maria ICF/IID | 8 | 8 | 6 | 2190 | 0 | 0 | 0 | 0.00% |
| Hazelwood Center | 201 | 85 | 45 | 16425 | 0 | 0 | 0 | 0.00% |
| JEFFERSON County Total: | 233 | 117 | 51 | 18,615 | 2 | 452 | 0 | 1.71% |

*CMHC – Community Mental Health Center.

*Percent Transitioned – Individuals Transitioned divided by Individuals Served (Beginning Census + Admits).

2017 ANNUAL KENTUCKY LONG TERM CARE UTILIZATION AND SERVICE REPORT

Table 7A - ICF/IID Bed Transition Status by CMHC Region

| CMHC Region / County / Facility | Licensed Beds | Individuals Served (Beginning Census + Admits) | Individuals Ready to Transition | | Individuals Transitioned to Less Restrictive Placement | | Individuals on Waiting List for Admisson to ICF | Percent Transitioned |
|------------------------------------------|---------------|------------------------------------------------|---------------------------------|---------------|--------------------------------------------------------|---------------|-------------------------------------------------|----------------------|
| | | | Individuals | Resident Days | Individuals | Resident Days | | |
| OLDHAM | | | | | | | | |
| Cedar Lake Lodge | 69 | 73 | 0 | 0 | 0 | 0 | 0 | 0.00% |
| Cedar Lake Lodge Sycamore Run I | 4 | 5 | 0 | 0 | 0 | 0 | 0 | 0.00% |
| Cedar Lake Lodge Sycamore Run II | 4 | 4 | 0 | 0 | 0 | 0 | 0 | 0.00% |
| Windsong ICF/IID | 8 | 8 | 5 | 1825 | 0 | 0 | 0 | 0.00% |
| OLDHAM County Total: | 85 | 90 | 5 | 1,825 | 0 | 0 | 0 | 0.00% |
| Seven Counties CMHC Region Total: | 342 | 233 | 61 | 22,265 | 2 | 452 | 0 | 0.86% |
| State Total | 638 | 476 | 80 | 28,823 | 14 | 3,301 | 24 | 2.94% |

*CMHC – Community Mental Health Center.

*Percent Transitioned – Individuals Transitioned divided by Individuals Served (Beginning Census + Admits).

2017 ANNUAL KENTUCKY LONG TERM CARE UTILIZATION AND SERVICE REPORT

Table 7B - ICF/IID Bed, Reasons Individuals Not Transitioned by CMHC Region

| CMHC Region / County / Facility | Family / Guardian Objection | Waiver Slots Unavailable | Required Services Unavailable | Willing Provider Unavailable | Other Reason Not Transitioned | Totals |
|--------------------------------------------------------|------------------------------------|---------------------------------|--------------------------------------|-------------------------------------|--------------------------------------|---------------|
| Adanta | | | | | | |
| PULASKI | | | | | | |
| Oakwood ICF/IID Unit 1 | 0 | 0 | 0 | 0 | 0 | 0 |
| Oakwood ICF/IID Unit 2 | 0 | 21 | 0 | 0 | 0 | 21 |
| Oakwood ICF/IID Unit 3 | 0 | 19 | 0 | 0 | 0 | 19 |
| Oakwood ICF/IID Unit 4 | 13 | 0 | 0 | 0 | 0 | 13 |
| PULASKI County Total: | 13 | 40 | 0 | 0 | 0 | 53 |
| Adanta CMHC Total: | 13 | 40 | 0 | 0 | 0 | 53 |
| Pennyroyal | | | | | | |
| CHRISTIAN | | | | | | |
| Outwood ICF/IID | 13 | 0 | 0 | 0 | 0 | 13 |
| CHRISTIAN County Total: | 13 | 0 | 0 | 0 | 0 | 13 |
| Pennyroyal CMHC Total: | 13 | 0 | 0 | 0 | 0 | 13 |
| River Valley | | | | | | |
| DAVIESS | | | | | | |
| Wendell Foster's Campus for Developmental Disabilities | 0 | 0 | 0 | 0 | 0 | 0 |
| DAVIESS County Total: | 0 | 0 | 0 | 0 | 0 | 0 |
| River Valley CMHC Total: | 0 | 0 | 0 | 0 | 0 | 0 |
| Seven Counties | | | | | | |
| BULLITT | | | | | | |
| Meadows ICF/IID | 4 | 0 | 0 | 0 | 0 | 4 |
| BULLITT County Total: | 4 | 0 | 0 | 0 | 0 | 4 |
| HENRY | | | | | | |
| Cedar Lake Lodge Park Place I | 0 | 0 | 0 | 0 | 0 | 0 |
| Cedar Lake Lodge Park Place II | 0 | 0 | 0 | 0 | 0 | 0 |
| HENRY County Total: | 0 | 0 | 0 | 0 | 0 | 0 |
| JEFFERSON | | | | | | |
| Bingham Gardens | 0 | 0 | 0 | 0 | 0 | 0 |
| Del Maria ICF/IID | 5 | 0 | 0 | 0 | 0 | 5 |
| Hazelwood Center | 33 | 0 | 10 | 1 | 0 | 44 |
| JEFFERSON County Total: | 38 | 0 | 10 | 1 | 0 | 49 |

2017 ANNUAL KENTUCKY LONG TERM CARE UTILIZATION AND SERVICE REPORT

Table 7B - ICF/IID Bed, Reasons Individuals Not Transitioned by CMHC Region

| CMHC Region / County / Facility | Family / Guardian Objection | Waiver Slots Unavailable | Required Services Unavailable | Willing Provider Unavailable | Other Reason Not Transitioned | Totals |
|----------------------------------------|------------------------------------|---------------------------------|--------------------------------------|-------------------------------------|--------------------------------------|---------------|
| OLDHAM | | | | | | |
| Cedar Lake Lodge | 0 | 0 | 0 | 0 | 0 | 0 |
| Cedar Lake Lodge Sycamore Run I | 0 | 0 | 0 | 0 | 0 | 0 |
| Cedar Lake Lodge Sycamore Run II | 0 | 0 | 0 | 0 | 0 | 0 |
| Windsong ICF/IID | 5 | 0 | 0 | 0 | 0 | 5 |
| OLDHAM County Total: | 5 | 0 | 0 | 0 | 0 | 5 |
| Seven Counties CMHC Total: | 47 | 0 | 10 | 1 | 0 | 58 |
| State Total | 73 | 40 | 10 | 1 | 0 | 124 |

Kentucky Annual Long-Term Care Services Report



Section II Payor Source Data

2017 ANNUAL KENTUCKY LONG TERM CARE UTILIZATION AND SERVICE REPORT

Table 8 - Payor Source- Nursing Facility Beds 2017

Number of Patient Days by Primary Payor Source

| ADD / Facility | Medicare | Medicaid | Private | Other | Total |
|------------------------------------------------------|-----------------|-----------------|----------------|--------------|---------------|
| ADD: 1 PURCHASE | | | | | |
| BALLARD | | | | | |
| Life Care Center of LaCenter | 2,678 | 13,229 | 3,780 | 949 | 20,636 |
| BALLARD County Total: | 2,678 | 13,229 | 3,780 | 949 | 20,636 |
| CALLOWAY | | | | | |
| Spring Creek Health Care | 11,087 | 27,648 | 11,320 | 28 | 50,083 |
| CALLOWAY County Total: | 11,087 | 27,648 | 11,320 | 28 | 50,083 |
| CARLISLE | | | | | |
| Countryside Center | 2,218 | 11,693 | 892 | 1,308 | 16,111 |
| CARLISLE County Total: | 2,218 | 11,693 | 892 | 1,308 | 16,111 |
| FULTON | | | | | |
| Diversicare of Fulton | 2,863 | 13,982 | 600 | 365 | 17,810 |
| FULTON County Total: | 2,863 | 13,982 | 600 | 365 | 17,810 |
| GRAVES | | | | | |
| Concordia Healthcare Center-Heritage Manor | 4,410 | 18,486 | 1,017 | 706 | 24,619 |
| Green Acres Health Care | 2,833 | 16,212 | 1,936 | 204 | 21,185 |
| Mills Health and Rehab Center | 4,688 | 25,578 | 3,201 | 511 | 33,978 |
| GRAVES County Total: | 11,931 | 60,276 | 6,154 | 1,421 | 79,782 |
| HICKMAN | | | | | |
| Clinton Hickman County Nursing Facility | 1,637 | 9,480 | 3,797 | 0 | 14,914 |
| Clinton Place | 5,475 | 19,345 | 730 | 730 | 26,280 |
| HICKMAN County Total: | 7,112 | 28,825 | 4,527 | 730 | 41,194 |
| MARSHALL | | | | | |
| Calvert City Convalescent Center | 4,066 | 20,330 | 7,277 | 0 | 31,673 |
| Lake Way Nursing and Rehabilitation Center | 3,229 | 21,517 | 4,790 | 687 | 30,223 |
| Oakview Nursing and Rehabilitation Center | 4,917 | 16,502 | 3,411 | 364 | 25,194 |
| MARSHALL County Total: | 12,212 | 58,349 | 15,478 | 1,051 | 87,090 |
| MCCRACKEN | | | | | |
| Baptist Health Paducah | 845 | 9 | 0 | 84 | 938 |
| Barkley Center | 3,122 | 19,293 | 931 | 687 | 24,033 |
| McCracken Nursing and Rehabilitation Center | 3,499 | 18,933 | 0 | 2,585 | 25,017 |
| Parkview Nursing and Rehabilitation Center (Paducah) | 11,885 | 44,446 | 9,164 | 4,489 | 69,984 |

2017 ANNUAL KENTUCKY LONG TERM CARE UTILIZATION AND SERVICE REPORT

Table 8 - Payor Source- Nursing Facility Beds 2017

Number of Patient Days by Primary Payor Source

| ADD / Facility | Medicare | Medicaid | Private | Other | Total |
|-----------------------------------------------------|-----------------|-----------------|----------------|---------------|----------------|
| Superior Care Home | 13,572 | 6,002 | 7,214 | 2,792 | 29,580 |
| MCCRACKEN County Total: | 32,923 | 88,683 | 17,309 | 10,637 | 149,552 |
| ADD: 1 Total | 83,024 | 302,685 | 60,060 | 16,489 | 462,258 |
| ADD: 2 PENNYRILE | | | | | |
| CALDWELL | | | | | |
| Princeton Health and Rehab Center | 3,750 | 14,434 | 2,358 | 508 | 21,050 |
| CALDWELL County Total: | 3,750 | 14,434 | 2,358 | 508 | 21,050 |
| CHRISTIAN | | | | | |
| Bradford Heights Health & Rehab Center | 4,618 | 18,337 | 3,371 | 1,516 | 27,842 |
| Christian Health Center, Hopkinsville | 6,947 | 22,649 | 7,933 | 823 | 38,352 |
| Christian Heights Nursing and Rehabilitation Center | 1,017 | 13,182 | 0 | 228 | 14,427 |
| Covington Convalescent Center | 1,243 | 19,311 | 3,985 | 0 | 24,539 |
| Western State Nursing Facility | 0 | 27,137 | 136 | 9,755 | 37,028 |
| CHRISTIAN County Total: | 13,825 | 100,616 | 15,425 | 12,322 | 142,188 |
| CRITTENDEN | | | | | |
| Crittenden County Health and Rehabilitation Center | 4,410 | 21,637 | 1,036 | 388 | 27,471 |
| CRITTENDEN County Total: | 4,410 | 21,637 | 1,036 | 388 | 27,471 |
| HOPKINS | | | | | |
| Baptist Health Transitional Care | 872 | 0 | 0 | 8 | 880 |
| Brighton Cornerstone Health Care | 1,654 | 17,401 | 1,555 | 0 | 20,610 |
| Dawson Springs Health And Rehab Ctr | 1,138 | 17,112 | 1,480 | 0 | 19,730 |
| Hillside Center | 2,754 | 16,407 | 438 | 404 | 20,003 |
| Joseph Eddie Ballard Western Kentucky Veterans Cen | 1,047 | 12,058 | 13,723 | 8,736 | 35,564 |
| NHC HealthCare, Madisonville | 2,638 | 22,791 | 4,475 | 421 | 30,325 |
| Ridgewood Terrace Nursing Home | 6,241 | 21,354 | 6,102 | 681 | 34,378 |
| Tradewater Pointe | 1,394 | 14,584 | 1,523 | 294 | 17,795 |
| HOPKINS County Total: | 17,738 | 121,707 | 29,296 | 10,544 | 179,285 |
| LIVINGSTON | | | | | |
| Salem Springlake Health and Rehabilitation Center | 2,683 | 14,474 | 1,801 | 451 | 19,409 |
| LIVINGSTON County Total: | 2,683 | 14,474 | 1,801 | 451 | 19,409 |
| LYON | | | | | |
| Christian Care Center of Kuttawa | 2,609 | 16,638 | 3,150 | 0 | 22,397 |
| River's Bend Retirement Community | 1,878 | 8,924 | 2,878 | 425 | 14,105 |
| LYON County Total: | 4,487 | 25,562 | 6,028 | 425 | 36,502 |

2017 ANNUAL KENTUCKY LONG TERM CARE UTILIZATION AND SERVICE REPORT

Table 8 - Payor Source- Nursing Facility Beds 2017

Number of Patient Days by Primary Payor Source

| ADD / Facility | Medicare | Medicaid | Private | Other | Total |
|------------------------------------------------------------------|-----------------|-----------------|----------------|---------------|----------------|
| MUHLENBERG | | | | | |
| Concordia Nusing and Rehabilitation-Maple | 3,963 | 26,969 | 2,066 | 440 | 33,438 |
| Diversicare of Greenville | 3,380 | 13,358 | 3,376 | 1,080 | 21,194 |
| Owensboro Health Muhlenberg Community Hospital Long Term Care | 1,893 | 10,089 | 825 | 368 | 13,175 |
| MUHLENBERG County Total: | 9,236 | 50,416 | 6,267 | 1,888 | 67,807 |
| TODD | | | | | |
| Hearthstone Place | 2,240 | 13,109 | 1,526 | 0 | 16,875 |
| TODD County Total: | 2,240 | 13,109 | 1,526 | 0 | 16,875 |
| TRIGG | | | | | |
| Shady Lawn Nursing and Rehabilitation Center | 2,045 | 9,243 | 615 | 534 | 12,437 |
| TRIGG County Total: | 2,045 | 9,243 | 615 | 534 | 12,437 |
| ADD: 2 Total | 60,414 | 371,198 | 64,352 | 27,060 | 523,024 |
| ADD: 3 GREEN RIVER | | | | | |
| DAVISS | | | | | |
| Carmel Home | 117 | 4,065 | 1,517 | 7,312 | 13,011 |
| Hermitage Care and Rehabilitation Center | 2,580 | 18,955 | 1,095 | 0 | 22,630 |
| Owensboro Center | 2,888 | 40,004 | 2,076 | 842 | 45,810 |
| Signature Healthcare at Hillcrest | 6,015 | 28,087 | 5,520 | 4,183 | 43,805 |
| The Transitional Care Center of Owensboro | 7,902 | 0 | 288 | 0 | 8,190 |
| Twin Rivers Nursing and Rehab Center | 3,637 | 37,258 | 1,183 | 1,408 | 43,486 |
| Wellington Parc of Owensboro | 206 | 0 | 6,871 | 0 | 7,077 |
| DAVISS County Total: | 23,345 | 128,369 | 18,550 | 13,745 | 184,009 |
| HANCOCK | | | | | |
| Heartland Villa Care and Rehabilitation Center Com | 2,312 | 10,286 | 2,111 | 308 | 15,017 |
| HANCOCK County Total: | 2,312 | 10,286 | 2,111 | 308 | 15,017 |
| HENDERSON | | | | | |
| Henderson Nursing and Rehabilitation Center | 2,257 | 19,192 | 628 | 1,606 | 23,683 |
| Redbanks | 6,011 | 45,771 | 8,331 | 5,909 | 66,022 |
| HENDERSON County Total: | 8,268 | 64,963 | 8,959 | 7,515 | 89,705 |
| MCLEAN | | | | | |
| Riverside Care & Rehab Ctr | 3,300 | 18,022 | 2,544 | 419 | 24,285 |
| MCLEAN County Total: | 3,300 | 18,022 | 2,544 | 419 | 24,285 |
| OHIO | | | | | |
| Beaver Dam Nursing and Rehab Center | 3,566 | 14,099 | 2,669 | 19 | 20,353 |

2017 ANNUAL KENTUCKY LONG TERM CARE UTILIZATION AND SERVICE REPORT

Table 8 - Payor Source- Nursing Facility Beds 2017

Number of Patient Days by Primary Payor Source

| ADD / Facility | Medicare | Medicaid | Private | Other | Total |
|-----------------------------------------------------|-----------------|-----------------|----------------|---------------|----------------|
| Fordsville Nursing and Rehabilitation Center | 917 | 21,444 | 465 | 358 | 23,184 |
| Signature Healthcare of Hartford Rehab and Wellness | 3,638 | 24,384 | 3,419 | 1,146 | 32,587 |
| OHIO County Total: | 8,121 | 59,927 | 6,553 | 1,523 | 76,124 |
| UNION | | | | | |
| Breckinridge Place | 673 | 4,029 | 952 | 0 | 5,654 |
| Morganfield Nursing and Rehabilitation Center | 2,621 | 14,753 | 1,312 | 454 | 19,140 |
| UNION County Total: | 3,294 | 18,782 | 2,264 | 454 | 24,794 |
| WEBSTER | | | | | |
| Redbanks Colonial Terrace | 2,245 | 17,668 | 3,902 | 1,761 | 25,576 |
| WEBSTER County Total: | 2,245 | 17,668 | 3,902 | 1,761 | 25,576 |
| ADD: 3 Total | 50,885 | 318,017 | 44,883 | 25,725 | 439,510 |
| ADD: 4 BARREN RIVER | | | | | |
| ALLEN | | | | | |
| Cal Turner Rehab and Specialty Care | 2,938 | 29,468 | 6,322 | 128 | 38,856 |
| ALLEN County Total: | 2,938 | 29,468 | 6,322 | 128 | 38,856 |
| BARREN | | | | | |
| Diversicare of Glasgow | 4,372 | 19,583 | 6,111 | 2,444 | 32,510 |
| Glasgow State Nursing Facility | 0 | 17,936 | 5,222 | 2,496 | 25,654 |
| Glenview Health Care Facility | 1,950 | 15,491 | 2,333 | 0 | 19,774 |
| NHC HealthCare, Glasgow | 6,696 | 43,520 | 10,012 | 3,507 | 63,735 |
| Signature Healthcare of Glasgow | 3,385 | 17,220 | 1,003 | 271 | 21,879 |
| T J Samson Community Hospital Skilled Nursing Unit | 3,272 | 0 | 0 | 222 | 3,494 |
| BARREN County Total: | 19,675 | 113,750 | 24,681 | 8,940 | 167,046 |
| BUTLER | | | | | |
| Morgantown Care and Rehabilitation Center | 5,358 | 28,511 | 3,665 | 1,249 | 38,783 |
| BUTLER County Total: | 5,358 | 28,511 | 3,665 | 1,249 | 38,783 |
| EDMONSON | | | | | |
| Edmonson Center | 3,320 | 19,422 | 1,399 | 1,276 | 25,417 |
| EDMONSON County Total: | 3,320 | 19,422 | 1,399 | 1,276 | 25,417 |
| HART | | | | | |
| Signature Healthcare of Hart County | 4,870 | 22,946 | 3,154 | 1,942 | 32,912 |
| HART County Total: | 4,870 | 22,946 | 3,154 | 1,942 | 32,912 |
| LOGAN | | | | | |
| Auburn Health Care | 1,525 | 15,051 | 2,825 | 0 | 19,401 |

2017 ANNUAL KENTUCKY LONG TERM CARE UTILIZATION AND SERVICE REPORT

Table 8 - Payor Source- Nursing Facility Beds 2017

Number of Patient Days by Primary Payor Source

| ADD / Facility | Medicare | Medicaid | Private | Other | Total |
|----------------------------------------------|-----------------|-----------------|----------------|---------------|----------------|
| Creekwood Place Nursing and Rehab Center | 5,962 | 21,357 | 5,383 | 1,256 | 33,958 |
| LOGAN County Total: | 7,487 | 36,408 | 8,208 | 1,256 | 53,359 |
| METCALFE | | | | | |
| Metcalfe Health Care Center | 2,871 | 19,534 | 1,732 | 424 | 24,561 |
| METCALFE County Total: | 2,871 | 19,534 | 1,732 | 424 | 24,561 |
| MONROE | | | | | |
| Signature HealthCare of Monroe County Rehab | 5,317 | 24,892 | 2,063 | 1,081 | 33,353 |
| MONROE County Total: | 5,317 | 24,892 | 2,063 | 1,081 | 33,353 |
| SIMPSON | | | | | |
| Franklin-Simpson Nursing and Rehabilitation | 4,325 | 25,220 | 1,199 | 740 | 31,484 |
| SIMPSON County Total: | 4,325 | 25,220 | 1,199 | 740 | 31,484 |
| WARREN | | | | | |
| Bowling Green Nursing and Rehabilitation | 3,382 | 15,800 | 854 | 1,035 | 21,071 |
| Christian Health Center, Bowling Green | 3,609 | 1,649 | 1,090 | 943 | 7,291 |
| Colonial Center | 1,502 | 13,779 | 967 | 248 | 16,496 |
| Greenwood Nursing and Rehabilitation | 15,132 | 22,417 | 5,735 | 80 | 43,364 |
| Hopkins Center | 2,013 | 13,639 | 1,122 | 159 | 16,933 |
| Signature Healthcare Bowling Green | 5,521 | 37,533 | 3,280 | 2,879 | 49,213 |
| WARREN County Total: | 31,159 | 104,817 | 13,048 | 5,344 | 154,368 |
| ADD: 4 Total | 87,320 | 424,968 | 65,471 | 22,380 | 600,139 |
| ADD: 5 LINCOLN TRAIL | | | | | |
| BRECKINRIDGE | | | | | |
| Breckinridge Memorial Nursing Facility | 552 | 3,478 | 2,395 | 0 | 6,425 |
| Hardinsburg Nursing and Rehabilitation | 2,353 | 16,425 | 1,801 | 1,154 | 21,733 |
| BRECKINRIDGE County Total: | 2,905 | 19,903 | 4,196 | 1,154 | 28,158 |
| GRAYSON | | | | | |
| Grayson Manor | 2,714 | 17,527 | 5,079 | 0 | 25,320 |
| Spring View Health and Rehab Center | 2,429 | 17,005 | 2,456 | 314 | 22,204 |
| GRAYSON County Total: | 5,143 | 34,532 | 7,535 | 314 | 47,524 |
| HARDIN | | | | | |
| Elizabethtown Nursing and Rehab | 2,820 | 16,037 | 1,694 | 744 | 21,295 |
| Helmwood Healthcare Center | 7,665 | 3,650 | 4,745 | 1,825 | 17,885 |
| Kensington Center | 5,862 | 17,419 | 2,711 | 1,629 | 27,621 |
| Nursing Facility of Hardin Memorial Hospital | 3,968 | 0 | 299 | 0 | 4,267 |
| Radcliff Veterans Center | 199 | 1,544 | 2,546 | 223 | 4,512 |

2017 ANNUAL KENTUCKY LONG TERM CARE UTILIZATION AND SERVICE REPORT

Table 8 - Payor Source- Nursing Facility Beds 2017

Number of Patient Days by Primary Payor Source

| ADD / Facility | Medicare | Medicaid | Private | Other | Total |
|-----------------------------------------------|-----------------|-----------------|----------------|---------------|----------------|
| Signature Healthcare at North Hardin Rehab | 7,043 | 29,677 | 4,562 | 2,720 | 44,002 |
| Signature Healthcare of Elizabethtown | 4,184 | 20,212 | 2,348 | 3,129 | 29,873 |
| HARDIN County Total: | 31,741 | 88,539 | 18,905 | 10,270 | 149,455 |
| LARUE | | | | | |
| Sunrise Manor Nursing Home | 6,443 | 30,970 | 6,429 | 1,214 | 45,056 |
| LARUE County Total: | 6,443 | 30,970 | 6,429 | 1,214 | 45,056 |
| MARION | | | | | |
| Cedars Of Lebanon Nursing Center | 1,772 | 20,173 | 339 | 1,232 | 23,516 |
| Loretto Motherhouse Infirmary | 742 | 16,916 | 2,971 | 0 | 20,629 |
| Village of Lebanon II | 364 | 4,220 | 820 | 331 | 5,735 |
| MARION County Total: | 2,878 | 41,309 | 4,130 | 1,563 | 49,880 |
| MEADE | | | | | |
| Brandenburg Nursing and Rehabilitation | 1,369 | 16,295 | 367 | 740 | 18,771 |
| MEADE County Total: | 1,369 | 16,295 | 367 | 740 | 18,771 |
| NELSON | | | | | |
| Bardstown Health and Rehab | 5,997 | 20,735 | 3,387 | 1,665 | 31,784 |
| Flaget Memorial Hospital NF | 2,238 | 8 | 953 | 109 | 3,308 |
| Signature Healthcare At Colonial Rehab | 4,275 | 15,244 | 1,042 | 611 | 21,172 |
| NELSON County Total: | 12,510 | 35,987 | 5,382 | 2,385 | 56,264 |
| WASHINGTON | | | | | |
| Sansbury Care Center | 798 | 14,234 | 1,639 | 0 | 16,671 |
| Springfield Nursing and Rehabilitation Center | 2,035 | 15,736 | 2,179 | 458 | 20,408 |
| WASHINGTON County Total: | 2,833 | 29,970 | 3,818 | 458 | 37,079 |
| ADD: 5 Total | 65,822 | 297,505 | 50,762 | 18,098 | 432,187 |
| ADD: 6 KIPDA | | | | | |
| BULLITT | | | | | |
| Green Meadows Healthcare Center 1 | 3,789 | 26,307 | 4,350 | 912 | 35,358 |
| BULLITT County Total: | 3,789 | 26,307 | 4,350 | 912 | 35,358 |
| HENRY | | | | | |
| Providence New Castle | 1,866 | 15,257 | 2,307 | 0 | 19,430 |
| HENRY County Total: | 1,866 | 15,257 | 2,307 | 0 | 19,430 |
| JEFFERSON | | | | | |
| Brownsboro Hills Nursing Home | 1,717 | 22,322 | 954 | 1,329 | 26,322 |
| Christian Health Center of Louisville | 9,900 | 29,756 | 2,162 | 253 | 42,071 |
| Christian Health Center West | 1,143 | 26,134 | 1,304 | 885 | 29,466 |

2017 ANNUAL KENTUCKY LONG TERM CARE UTILIZATION AND SERVICE REPORT

Table 8 - Payor Source- Nursing Facility Beds 2017

Number of Patient Days by Primary Payor Source

| ADD / Facility | Medicare | Medicaid | Private | Other | Total |
|-------------------------------------------------------------|-----------------|-----------------|----------------|--------------|--------------|
| Clifton Oaks Care Center | 2,208 | 31,002 | 349 | 295 | 33,854 |
| Diversicare of Seneca Place | 5,288 | 16,597 | 7,970 | 1,581 | 31,436 |
| Episcopal Church Home | 8,572 | 5,890 | 13,656 | 0 | 28,118 |
| Essex Nursing and Rehabilitation Center | 3,579 | 28,733 | 4,875 | 677 | 37,864 |
| Forest Springs Health Campus | 7,622 | 2,703 | 8,258 | 0 | 18,583 |
| Franciscan Health Care Center | 9,656 | 7,581 | 6,032 | 6,015 | 29,284 |
| Georgetown Manor | 1,927 | 31,708 | 2,346 | 2,198 | 38,179 |
| Glen Ridge Health Campus | 12,863 | 1,327 | 7,953 | 1,176 | 23,319 |
| Highlands Nursing and Rehabilitation Center (Louisville) | 3,044 | 42,156 | 1,433 | 1,868 | 48,501 |
| Hillcreek Rehabilitation and Care | 4,279 | 44,021 | 1,687 | 4,932 | 54,919 |
| Home of the Innocents | 0 | 27,573 | 0 | 0 | 27,573 |
| Kindred Hospital - Louisville | 920 | 15,373 | 36 | 334 | 16,663 |
| Klondike Center | 1,844 | 17,933 | 490 | 1,002 | 21,269 |
| Landmark of Louisville Rehab and Nursing | 7,049 | 61,893 | 8,785 | 7,119 | 84,846 |
| Little Sisters of the Poor - St. Joseph's Home | 860 | 10,948 | 620 | 150 | 12,578 |
| Masonic Home of Louisville | 17,343 | 14,486 | 12,065 | 3,542 | 47,436 |
| Nazareth Home | 5,512 | 11,886 | 19,986 | 2,979 | 40,363 |
| Nazareth Home Clifton | 3,129 | 21,809 | 10,197 | 0 | 35,135 |
| Oaklawn Nursing and Rehab | 14,137 | 11,080 | 8,440 | 6,574 | 40,231 |
| Park Terrace Health Campus | 10,340 | 10,451 | 5,811 | 2,732 | 29,334 |
| Providence Louisville East Post Acute | 4,678 | 44,384 | 1,208 | 4,389 | 54,659 |
| Regency Rehabilitation and Nursing Center | 2,332 | 33,298 | 885 | 982 | 37,497 |
| Regis Woods Care and Rehabilitation Center | 4,364 | 54,815 | 1,427 | 3,402 | 64,008 |
| Rivers Edge Nursing and Rehabilitation Center | 1,822 | 28,429 | 1,481 | 0 | 31,732 |
| Signature Health Care of East Louisville | 4,763 | 30,779 | 1,581 | 4,157 | 41,280 |
| Signature Health Care of South Louisville | 5,501 | 18,187 | 871 | 6,074 | 30,633 |
| Signature Healthcare At Jefferson Manor Rehab | 2,359 | 21,051 | 3,876 | 1,895 | 29,181 |
| Signature Healthcare at Jefferson Place Rehab | 6,871 | 0 | 14,807 | 4,455 | 26,133 |
| Signature Healthcare At Rockford Rehab | 2,498 | 27,450 | 1,527 | 2,380 | 33,855 |
| Signature Healthcare at St's Mary & Elizabeth Hosp | 3,420 | 0 | 20 | 2,385 | 5,825 |
| Signature Healthcare At Summerfield Rehab | 4,254 | 34,289 | 1,354 | 5,464 | 45,361 |
| Signature Healthcare of Cherokee Park | 3,095 | 17,234 | 1,088 | 3,323 | 24,740 |
| Springhurst Health and Rehab | 3,501 | 19,830 | 5,381 | 1,018 | 29,730 |
| St Matthews Care Center | 4,727 | 34,949 | 2,177 | 1,845 | 43,698 |

2017 ANNUAL KENTUCKY LONG TERM CARE UTILIZATION AND SERVICE REPORT

Table 8 - Payor Source- Nursing Facility Beds 2017

Number of Patient Days by Primary Payor Source

| ADD / Facility | Medicare | Medicaid | Private | Other | Total |
|--------------------------------------------|-----------------|------------------|----------------|----------------|------------------|
| The Forum at Brookside | 2,192 | 3,344 | 6,587 | 1,128 | 13,251 |
| The Good Samaritan Society-Jeffersontown | 2,620 | 21,020 | 3,980 | 489 | 28,109 |
| Treyton Oaks Towers | 4,377 | 3,554 | 7,244 | 47 | 15,222 |
| Wesley Manor | 1,095 | 16,822 | 4,626 | 66 | 22,609 |
| Westminster Terrace | 4,437 | 22,746 | 5,176 | 2,438 | 34,797 |
| Westport Care Center | 1,834 | 39,654 | 775 | 2,621 | 44,884 |
| Westport Place Health Campus | 5,178 | 1,023 | 11,670 | 1,630 | 19,501 |
| JEFFERSON County Total: | 208,850 | 966,220 | 203,150 | 95,829 | 1,474,049 |
| OLDHAM | | | | | |
| Baptist Health La Grange | 4,854 | 139 | 63 | 217 | 5,273 |
| Friendship Manor Nursing Home | 3,370 | 31,180 | 7,566 | 2,210 | 44,326 |
| Providence Richwood | 3,570 | 30,265 | 4,076 | 475 | 38,386 |
| OLDHAM County Total: | 11,794 | 61,584 | 11,705 | 2,902 | 87,985 |
| SHELBY | | | | | |
| Crestview Center | 2,018 | 13,951 | 2,933 | 1,040 | 19,942 |
| Masonic Home of Shelbyville | 5,537 | 19,292 | 8,483 | 2,949 | 36,261 |
| SHELBY County Total: | 7,555 | 33,243 | 11,416 | 3,989 | 56,203 |
| SPENCER | | | | | |
| Signature Health Care of Spencer County | 2,196 | 29,192 | 2,244 | 924 | 34,556 |
| SPENCER County Total: | 2,196 | 29,192 | 2,244 | 924 | 34,556 |
| TRIMBLE | | | | | |
| Signature Health Care of Trimble County | 1,484 | 15,574 | 1,214 | 1,044 | 19,316 |
| TRIMBLE County Total: | 1,484 | 15,574 | 1,214 | 1,044 | 19,316 |
| ADD: 6 Total | 237,534 | 1,147,377 | 236,386 | 105,600 | 1,726,897 |
| ADD: 7 NORTHERN KY | | | | | |
| BOONE | | | | | |
| Bridgepoint Care and Rehabilitation Center | 4,296 | 39,371 | 255 | 3,618 | 47,540 |
| Florence Park Care Center | 5,439 | 33,653 | 7,008 | 1,646 | 47,746 |
| St Elizabeth Florence SNF | 2,654 | 0 | 18 | 2,637 | 5,309 |
| BOONE County Total: | 12,389 | 73,024 | 7,281 | 7,901 | 100,595 |
| CAMPBELL | | | | | |
| Baptist Convalescent Center | 2,182 | 38,394 | 7,279 | 2,850 | 50,705 |
| Carmel Manor | 3,836 | 10,510 | 16,655 | 503 | 31,504 |
| Coldspring Transitional Care Center | 7,824 | 25,219 | 6,878 | 4,798 | 44,719 |
| Highlandspring of Ft Thomas | 6,268 | 24,021 | 9,609 | 6,461 | 46,359 |

2017 ANNUAL KENTUCKY LONG TERM CARE UTILIZATION AND SERVICE REPORT

Table 8 - Payor Source- Nursing Facility Beds 2017

Number of Patient Days by Primary Payor Source

| ADD / Facility | Medicare | Medicaid | Private | Other | Total |
|--------------------------------------------------|-----------------|-----------------|----------------|---------------|----------------|
| St Elizabeth FT Thomas SNF | 2,813 | 0 | 280 | 2,532 | 5,625 |
| CAMPBELL County Total: | 22,923 | 98,144 | 40,701 | 17,144 | 178,912 |
| CARROLL | | | | | |
| Signature Healthcare of Carrollton Rehab | 3,379 | 16,463 | 3,135 | 1,390 | 24,367 |
| CARROLL County Total: | 3,379 | 16,463 | 3,135 | 1,390 | 24,367 |
| GALLATIN | | | | | |
| Providence Gallatin | 3,234 | 29,797 | 4,593 | 0 | 37,624 |
| GALLATIN County Total: | 3,234 | 29,797 | 4,593 | 0 | 37,624 |
| GRANT | | | | | |
| Grant Center | 2,480 | 27,573 | 1,103 | 2,556 | 33,712 |
| GRANT County Total: | 2,480 | 27,573 | 1,103 | 2,556 | 33,712 |
| KENTON | | | | | |
| Emerald Trace | 7,411 | 0 | 4,768 | 0 | 12,179 |
| Madonna Manor | 4,779 | 5,524 | 6,982 | 3,170 | 20,455 |
| Rosedale Green | 4,413 | 41,506 | 11,173 | 0 | 57,092 |
| The Pavilion at Kenton | 2,393 | 18,263 | 2,676 | 4,106 | 27,438 |
| Village Care Center | 3,208 | 21,107 | 9,648 | 164 | 34,127 |
| Villaspring of Erlanger | 7,216 | 24,551 | 8,408 | 7,922 | 48,097 |
| Woodcrest Nursing and Rehabilitation Center | 3,557 | 29,799 | 2,423 | 3,986 | 39,765 |
| KENTON County Total: | 32,977 | 140,750 | 46,078 | 19,348 | 239,153 |
| OWEN | | | | | |
| Owenton Center | 2,903 | 28,685 | 2,033 | 524 | 34,145 |
| OWEN County Total: | 2,903 | 28,685 | 2,033 | 524 | 34,145 |
| PENDLETON | | | | | |
| River Valley Nursing Home | 548 | 14,048 | 5,966 | 1,047 | 21,609 |
| PENDLETON County Total: | 548 | 14,048 | 5,966 | 1,047 | 21,609 |
| ADD: 7 Total | 80,833 | 428,484 | 110,890 | 49,910 | 670,117 |
| ADD: 8 BUFFALO TRACE | | | | | |
| BRACKEN | | | | | |
| Bracken County Nursing and Rehabilitation Center | 1,543 | 7,284 | 397 | 570 | 9,794 |
| BRACKEN County Total: | 1,543 | 7,284 | 397 | 570 | 9,794 |
| FLEMING | | | | | |
| Pioneer Trace Nursing Home | 2,931 | 20,505 | 3,614 | 2,565 | 29,615 |
| FLEMING County Total: | 2,931 | 20,505 | 3,614 | 2,565 | 29,615 |

2017 ANNUAL KENTUCKY LONG TERM CARE UTILIZATION AND SERVICE REPORT

Table 8 - Payor Source- Nursing Facility Beds 2017

Number of Patient Days by Primary Payor Source

| ADD / Facility | Medicare | Medicaid | Private | Other | Total |
|------------------------------------------------|-----------------|-----------------|----------------|--------------|----------------|
| LEWIS | | | | | |
| Vanceburg Rehabilitation and Care | 3,167 | 23,692 | 1,862 | 2,649 | 31,370 |
| LEWIS County Total: | 3,167 | 23,692 | 1,862 | 2,649 | 31,370 |
| MASON | | | | | |
| Maysville Nursing and Rehabilitation Facility | 6,877 | 28,805 | 8,319 | 870 | 44,871 |
| MASON County Total: | 6,877 | 28,805 | 8,319 | 870 | 44,871 |
| ROBERTSON | | | | | |
| Robertson County Health Care Facility | 1,506 | 14,457 | 3,098 | 1,083 | 20,144 |
| ROBERTSON County Total: | 1,506 | 14,457 | 3,098 | 1,083 | 20,144 |
| ADD: 8 Total | 16,024 | 94,743 | 17,290 | 7,737 | 135,794 |
| ADD: 9 GATEWAY | | | | | |
| BATH | | | | | |
| Ridgeway Nursing and Rehabilitation | 2,788 | 28,216 | 2,121 | 203 | 33,328 |
| BATH County Total: | 2,788 | 28,216 | 2,121 | 203 | 33,328 |
| MENIFEE | | | | | |
| Edgewood Estates | 967 | 18,279 | 1,655 | 112 | 21,013 |
| MENIFEE County Total: | 967 | 18,279 | 1,655 | 112 | 21,013 |
| MONTGOMERY | | | | | |
| Windsor Care Center | 5,607 | 34,610 | 5,388 | 1,912 | 47,517 |
| MONTGOMERY County Total: | 5,607 | 34,610 | 5,388 | 1,912 | 47,517 |
| MORGAN | | | | | |
| West Liberty Nursing and Rehabilitation Center | 2,148 | 12,658 | 696 | 751 | 16,253 |
| MORGAN County Total: | 2,148 | 12,658 | 696 | 751 | 16,253 |
| ROWAN | | | | | |
| Life Care Center of Morehead | 4,950 | 25,714 | 1,536 | 331 | 32,531 |
| St Claire Medical Center TCU | 1,495 | 68 | 113 | 306 | 1,982 |
| ROWAN County Total: | 6,445 | 25,782 | 1,649 | 637 | 34,513 |
| ADD: 9 Total | 17,955 | 119,545 | 11,509 | 3,615 | 152,624 |
| ADD: 10 FIVCO | | | | | |
| BOYD | | | | | |
| Boyd Nursing and Rehabilitation Center | 2,721 | 14,651 | 1,950 | 1,143 | 20,465 |
| King's Daughters Medical Center | 5,323 | 0 | 312 | 0 | 5,635 |
| Kingsbrook Lifecare Center | 12,642 | 28,161 | 6,141 | 0 | 46,944 |
| Woodland Oaks Health Care Facility | 6,308 | 23,552 | 5,944 | 3,241 | 39,045 |
| BOYD County Total: | 26,994 | 66,364 | 14,347 | 4,384 | 112,089 |

2017 ANNUAL KENTUCKY LONG TERM CARE UTILIZATION AND SERVICE REPORT

Table 8 - Payor Source- Nursing Facility Beds 2017

Number of Patient Days by Primary Payor Source

| ADD / Facility | Medicare | Medicaid | Private | Other | Total |
|--------------------------------------------------------|-----------------|-----------------|----------------|---------------|----------------|
| CARTER | | | | | |
| Carter Nursing and Rehabilitation Center | 5,427 | 32,156 | 2,124 | 2,435 | 42,142 |
| CARTER County Total: | 5,427 | 32,156 | 2,124 | 2,435 | 42,142 |
| ELLIOTT | | | | | |
| Elliott Nursing and Rehabilitation Center | 4,024 | 19,367 | 1,942 | 280 | 25,613 |
| ELLIOTT County Total: | 4,024 | 19,367 | 1,942 | 280 | 25,613 |
| GREENUP | | | | | |
| Oakmont Manor | 5,784 | 18,151 | 3,521 | 914 | 28,370 |
| South Shore Nursing and Rehabilitation Center | 2,010 | 14,933 | 1,199 | 659 | 18,801 |
| Wurtland Nursing and Rehabilitation Center | 3,799 | 30,844 | 2,820 | 2,156 | 39,619 |
| GREENUP County Total: | 11,593 | 63,928 | 7,540 | 3,729 | 86,790 |
| LAWRENCE | | | | | |
| The Jordan Center | 2,585 | 30,148 | 841 | 25 | 33,599 |
| LAWRENCE County Total: | 2,585 | 30,148 | 841 | 25 | 33,599 |
| ADD: 10 Total | 50,623 | 211,963 | 26,794 | 10,853 | 300,233 |
| ADD: 11 BIG SANDY | | | | | |
| FLOYD | | | | | |
| Highlands Regional Medical Center (Prestonsburg) | 0 | 0 | 0 | 0 | 0 |
| Prestonsburg Health Care Center | 3,391 | 14,442 | 1,064 | 25 | 18,922 |
| Riverview Health Care Center | 6,796 | 31,046 | 2,883 | 631 | 41,356 |
| FLOYD County Total: | 10,187 | 45,488 | 3,947 | 656 | 60,278 |
| JOHNSON | | | | | |
| Mountain Manor of Paintsville | 6,143 | 27,032 | 3,027 | 3,389 | 39,591 |
| JOHNSON County Total: | 6,143 | 27,032 | 3,027 | 3,389 | 39,591 |
| MAGOFFIN | | | | | |
| Salersville Nursing and Rehabilitation Center | 5,765 | 37,704 | 844 | 671 | 44,984 |
| MAGOFFIN County Total: | 5,765 | 37,704 | 844 | 671 | 44,984 |
| MARTIN | | | | | |
| Martin County Health Care Facility | 2,811 | 16,743 | 945 | 120 | 20,619 |
| MARTIN County Total: | 2,811 | 16,743 | 945 | 120 | 20,619 |
| PIKE | | | | | |
| Good Shepherd Community Nursing Center | 5,319 | 22,957 | 1,056 | 1,057 | 30,389 |
| Mountain View Health Care Center | 4,706 | 25,536 | 781 | 812 | 31,835 |
| Parkview Nursing and Rehabilitation Center (Pikeville) | 5,126 | 30,427 | 813 | 4,123 | 40,489 |
| Signature Health Care of Pikeville | 4,968 | 25,458 | 1,596 | 2,372 | 34,394 |

2017 ANNUAL KENTUCKY LONG TERM CARE UTILIZATION AND SERVICE REPORT

Table 8 - Payor Source- Nursing Facility Beds 2017

Number of Patient Days by Primary Payor Source

| ADD / Facility | Medicare | Medicaid | Private | Other | Total |
|-----------------------------------------------|-----------------|-----------------|----------------|---------------|----------------|
| Williamson ARH Nursing Facility | 2,254 | 6,145 | 4 | 169 | 8,572 |
| PIKE County Total: | 22,373 | 110,523 | 4,250 | 8,533 | 145,679 |
| ADD: 11 Total | 47,279 | 237,490 | 13,013 | 13,369 | 311,151 |
| ADD: 12 KY RIVER | | | | | |
| BREATHITT | | | | | |
| Nim Henson Geriatric Center | 4,537 | 21,719 | 212 | 511 | 26,979 |
| BREATHITT County Total: | 4,537 | 21,719 | 212 | 511 | 26,979 |
| KNOTT | | | | | |
| Knott County Health and Rehabilitation Center | 2,631 | 29,351 | 1,184 | 0 | 33,166 |
| KNOTT County Total: | 2,631 | 29,351 | 1,184 | 0 | 33,166 |
| LEE | | | | | |
| Lee County Care and Rehabilitation Center | 5,475 | 31,600 | 790 | 95 | 37,960 |
| LEE County Total: | 5,475 | 31,600 | 790 | 95 | 37,960 |
| LESLIE | | | | | |
| Hyden Health and Rehabilitation Center | 2,133 | 30,062 | 1,138 | 510 | 33,843 |
| LESLIE County Total: | 2,133 | 30,062 | 1,138 | 510 | 33,843 |
| LETCHER | | | | | |
| Letcher Manor | 7,093 | 34,193 | 1,966 | 1,243 | 44,495 |
| LETCHER County Total: | 7,093 | 34,193 | 1,966 | 1,243 | 44,495 |
| OWSLEY | | | | | |
| Owsley County Health Care Center | 3,173 | 26,187 | 445 | 421 | 30,226 |
| OWSLEY County Total: | 3,173 | 26,187 | 445 | 421 | 30,226 |
| PERRY | | | | | |
| Hazard Health and Rehabilitation Center | 7,237 | 59,245 | 2,131 | 2,067 | 70,680 |
| Paul E Patton Eastern Ky Veterans Center | 897 | 21,147 | 8,159 | 10,355 | 40,558 |
| PERRY County Total: | 8,134 | 80,392 | 10,290 | 12,422 | 111,238 |
| WOLFE | | | | | |
| Wolfe County Health and Rehabilitation Center | 2,252 | 30,481 | 2,965 | 354 | 36,052 |
| WOLFE County Total: | 2,252 | 30,481 | 2,965 | 354 | 36,052 |
| ADD: 12 Total | 35,428 | 283,985 | 18,990 | 15,556 | 353,959 |
| ADD: 13 CUMBERLAND VALLEY | | | | | |
| BELL | | | | | |
| Middlesboro Nursing and Rehab | 4,832 | 25,100 | 3,714 | 263 | 33,909 |
| Mountain View Nursing and Rehab Ctr | 2,712 | 24,412 | 618 | 102 | 27,844 |

2017 ANNUAL KENTUCKY LONG TERM CARE UTILIZATION AND SERVICE REPORT

Table 8 - Payor Source- Nursing Facility Beds 2017

Number of Patient Days by Primary Payor Source

| ADD / Facility | Medicare | Medicaid | Private | Other | Total |
|---------------------------------------------------|-----------------|-----------------|----------------|---------------|----------------|
| Pineville Community Hospital | 1,922 | 130 | 23 | 322 | 2,397 |
| BELL County Total: | 9,466 | 49,642 | 4,355 | 687 | 64,150 |
| CLAY | | | | | |
| Laurel Creek Health Care Center | 5,321 | 26,656 | 1,862 | 965 | 34,804 |
| CLAY County Total: | 5,321 | 26,656 | 1,862 | 965 | 34,804 |
| HARLAN | | | | | |
| Harlan Health and Rehabilitation Center | 3,852 | 43,934 | 3,642 | 27 | 51,455 |
| Tri-Cities Nursing and Rehabilitation Center | 4,407 | 20,767 | 1,493 | 783 | 27,450 |
| HARLAN County Total: | 8,259 | 64,701 | 5,135 | 810 | 78,905 |
| JACKSON | | | | | |
| Signature HealthCare at Jackson Manor | 2,559 | 12,557 | 1,325 | 836 | 17,277 |
| JACKSON County Total: | 2,559 | 12,557 | 1,325 | 836 | 17,277 |
| KNOX | | | | | |
| Barbourville Health and Rehabilitation Center | 4,791 | 41,297 | 1,921 | 693 | 48,702 |
| Christian Health Center - Corbin | 4,663 | 26,098 | 1,692 | 1,144 | 33,597 |
| KNOX County Total: | 9,454 | 67,395 | 3,613 | 1,837 | 82,299 |
| LAUREL | | | | | |
| Hillcrest Health and Rehabilitation Center | 5,950 | 32,156 | 2,612 | 1,563 | 42,281 |
| Laurel Heights Home for the Elderly | 1,870 | 41,057 | 4,667 | 3,825 | 51,419 |
| LAUREL County Total: | 7,820 | 73,213 | 7,279 | 5,388 | 93,700 |
| ROCKCASTLE | | | | | |
| Rockcastle Health and Rehabilitation Center | 4,716 | 24,990 | 2,208 | 2,623 | 34,537 |
| Rockcastle Regional Hospital and Respiratory Care | 3,313 | 33,870 | 2,020 | 0 | 39,203 |
| ROCKCASTLE County Total: | 8,029 | 58,860 | 4,228 | 2,623 | 73,740 |
| WHITLEY | | | | | |
| Corbin Health and Rehabilitation Center | 4,606 | 29,231 | 1,394 | 279 | 35,510 |
| The Heritage | 5,684 | 19,833 | 3,373 | 916 | 29,806 |
| Williamsburg Health and Rehabilitation Center | 4,867 | 35,197 | 4,778 | 0 | 44,842 |
| WHITLEY County Total: | 15,157 | 84,261 | 9,545 | 1,195 | 110,158 |
| ADD: 13 Total | 66,065 | 437,285 | 37,342 | 14,341 | 555,033 |
| ADD: 14 LAKE CUMBERLAND | | | | | |
| ADAIR | | | | | |
| Signature Healthcare At Summit Manor Rehab | 5,805 | 23,539 | 5,083 | 1,575 | 36,002 |
| ADAIR County Total: | 5,805 | 23,539 | 5,083 | 1,575 | 36,002 |

2017 ANNUAL KENTUCKY LONG TERM CARE UTILIZATION AND SERVICE REPORT

Table 8 - Payor Source- Nursing Facility Beds 2017

Number of Patient Days by Primary Payor Source

| ADD / Facility | Medicare | Medicaid | Private | Other | Total |
|---------------------------------------------------|-----------------|-----------------|----------------|---------------|----------------|
| CASEY | | | | | |
| Liberty Care and Rehabilitation Center | 5,834 | 21,009 | 3,158 | 1,449 | 31,450 |
| CASEY County Total: | 5,834 | 21,009 | 3,158 | 1,449 | 31,450 |
| CLINTON | | | | | |
| Clinton County Care and Rehabilitation Center | 4,364 | 11,913 | 841 | 272 | 17,390 |
| CLINTON County Total: | 4,364 | 11,913 | 841 | 272 | 17,390 |
| CUMBERLAND | | | | | |
| Cumberland Valley Manor | 3,079 | 21,157 | 2,874 | 196 | 27,306 |
| CUMBERLAND County Total: | 3,079 | 21,157 | 2,874 | 196 | 27,306 |
| GREEN | | | | | |
| Green Hill Rehabilitation and Care | 4,423 | 32,809 | 1,752 | 392 | 39,376 |
| McDowell Skilled Nursing Facility | 0 | 0 | 0 | 0 | 0 |
| GREEN County Total: | 4,423 | 32,809 | 1,752 | 392 | 39,376 |
| MCCREARY | | | | | |
| Signature Healthcare of McCreary County Rehab | 3,050 | 15,041 | 991 | 1,030 | 20,112 |
| MCCREARY County Total: | 3,050 | 15,041 | 991 | 1,030 | 20,112 |
| PULASKI | | | | | |
| Cumberland Nursing and Rehabilitation Center | 5,002 | 23,852 | 1,229 | 2,186 | 32,269 |
| Lake Cumberland Regional Hospital | 2,666 | 0 | 143 | 819 | 3,628 |
| Somerset Nursing and Rehabilitation Facility | 6,063 | 29,158 | 5,095 | 639 | 40,955 |
| Somerwoods Nursing and Rehabilitation | 7,747 | 31,444 | 2,761 | 2,592 | 44,544 |
| PULASKI County Total: | 21,478 | 84,454 | 9,228 | 6,236 | 121,396 |
| RUSSELL | | | | | |
| Fair Oaks Health Systems | 3,075 | 31,400 | 5,799 | 675 | 40,949 |
| RUSSELL County Total: | 3,075 | 31,400 | 5,799 | 675 | 40,949 |
| TAYLOR | | | | | |
| Campbellsville Nursing and Rehabilitation | 4,085 | 14,915 | 1,330 | 645 | 20,975 |
| The Grandview Nursing and Rehabilitation Facility | 5,150 | 18,785 | 2,743 | 796 | 27,474 |
| TAYLOR County Total: | 9,235 | 33,700 | 4,073 | 1,441 | 48,449 |
| WAYNE | | | | | |
| Hicks' Golden Years Nursing Home | 792 | 17,232 | 2,589 | 584 | 21,197 |
| WAYNE County Total: | 792 | 17,232 | 2,589 | 584 | 21,197 |
| ADD: 14 Total | 61,135 | 292,254 | 36,388 | 13,850 | 403,627 |

2017 ANNUAL KENTUCKY LONG TERM CARE UTILIZATION AND SERVICE REPORT

Table 8 - Payor Source- Nursing Facility Beds 2017

Number of Patient Days by Primary Payor Source

| ADD / Facility | Medicare | Medicaid | Private | Other | Total |
|------------------------------------------------------|-----------------|-----------------|----------------|--------------|---------------|
| ADD: 15 BLUEGRASS | | | | | |
| ANDERSON | | | | | |
| Signature Healthcare at Heritage Hall Rehab | 5,293 | 19,783 | 6,973 | 0 | 32,049 |
| ANDERSON County Total: | 5,293 | 19,783 | 6,973 | 0 | 32,049 |
| BOURBON | | | | | |
| Bourbon Heights | 366 | 21,273 | 141 | 2,103 | 23,883 |
| BOURBON County Total: | 366 | 21,273 | 141 | 2,103 | 23,883 |
| BOYLE | | | | | |
| Charleston Health Care Center | 3,424 | 21,279 | 6,349 | 629 | 31,681 |
| Danville Center For Health | 4,884 | 24,466 | 3,313 | 2,614 | 35,277 |
| Ephraim McDowell Regional Medical Center | 0 | 0 | 0 | 0 | 0 |
| BOYLE County Total: | 8,308 | 45,745 | 9,662 | 3,243 | 66,958 |
| CLARK | | | | | |
| Clark Regional Medical Center Transitional Care Unit | 3,066 | 2,217 | 272 | 1,300 | 6,855 |
| Fountain Circle Care and Rehab Ctr | 5,684 | 40,328 | 2,720 | 2,071 | 50,803 |
| CLARK County Total: | 8,750 | 42,545 | 2,992 | 3,371 | 57,658 |
| ESTILL | | | | | |
| Irvine Nursing and Rehabilitation | 3,510 | 21,471 | 1,182 | 3,133 | 29,296 |
| ESTILL County Total: | 3,510 | 21,471 | 1,182 | 3,133 | 29,296 |
| FAYETTE | | | | | |
| Bluegrass Care and Rehabilitation Center | 2,263 | 28,573 | 2,475 | 3,622 | 36,933 |
| Brookdale Richmond Place SNF | 7,575 | 7,438 | 10,175 | 4,086 | 29,274 |
| Cambridge Place | 3,598 | 30,518 | 1,897 | 793 | 36,806 |
| Cardinal Hill Rehab Unit | 6,242 | 0 | 0 | 7,632 | 13,874 |
| Eastern State Hosp Long Term Acquired Brain Injury | 359 | 899 | 738 | 3,631 | 5,627 |
| Lexington Country Place | 6,687 | 7,762 | 14,708 | 2,164 | 31,321 |
| Mayfair Manor | 3,581 | 18,692 | 6,410 | 2,077 | 30,760 |
| Northpoint Lexington Healthcare Center | 6,254 | 34,016 | 4,514 | 5,937 | 50,721 |
| Providence Homestead | 7,272 | 34,271 | 2,916 | 2,657 | 47,116 |
| Providence Pine Meadows | 5,840 | 30,057 | 4,353 | 1,388 | 41,638 |
| Rose Manor Health Care | 0 | 10,583 | 1,312 | 0 | 11,895 |
| Sayre Christian Village Nursing Home | 1,376 | 28,090 | 10,510 | 2,899 | 42,875 |
| Signature Healthcare At Tanbark Rehab | 5,299 | 0 | 1,694 | 3,734 | 10,727 |
| The Willows At Fritz Farm | 5,069 | 1,878 | 4,822 | 4 | 11,773 |
| The Willows at Hamburg | 3,525 | 6,178 | 10,554 | 99 | 20,356 |

2017 ANNUAL KENTUCKY LONG TERM CARE UTILIZATION AND SERVICE REPORT

Table 8 - Payor Source- Nursing Facility Beds 2017

Number of Patient Days by Primary Payor Source

| ADD / Facility | Medicare | Medicaid | Private | Other | Total |
|---------------------------------------------------|-----------------|-----------------|----------------|---------------|----------------|
| Willows at Citation | 7,342 | 4,405 | 5,467 | 573 | 17,787 |
| FAYETTE County Total: | 72,282 | 243,360 | 82,545 | 41,296 | 439,483 |
| FRANKLIN | | | | | |
| Bradford Square Rehabilitation and Nursing Center | 5,002 | 26,362 | 1,628 | 1,699 | 34,691 |
| Frankfort Care and Rehabilitation | 5,951 | 20,105 | 4,398 | 1,011 | 31,465 |
| FRANKLIN County Total: | 10,953 | 46,467 | 6,026 | 2,710 | 66,156 |
| GARRARD | | | | | |
| Christian Care Center of Lancaster | 3,756 | 23,352 | 5,297 | 1,627 | 34,032 |
| GARRARD County Total: | 3,756 | 23,352 | 5,297 | 1,627 | 34,032 |
| HARRISON | | | | | |
| Cedar Ridge Health Campus | 2,980 | 6,805 | 6,332 | 198 | 16,315 |
| Edgemont Healthcare | 366 | 20,381 | 117 | 1,276 | 22,140 |
| Grand Haven Nursing Home | 1,906 | 14,888 | 1,475 | 671 | 18,940 |
| HARRISON County Total: | 5,252 | 42,074 | 7,924 | 2,145 | 57,395 |
| JESSAMINE | | | | | |
| Diversicare of Nicholasville | 4,002 | 15,187 | 1,793 | 1,420 | 22,402 |
| Thomson Hood Veterans Center | 1,512 | 25,295 | 19,725 | 17,310 | 63,842 |
| JESSAMINE County Total: | 5,514 | 40,482 | 21,518 | 18,730 | 86,244 |
| LINCOLN | | | | | |
| Stanford Care and Rehab | 5,430 | 34,372 | 2,560 | 610 | 42,972 |
| LINCOLN County Total: | 5,430 | 34,372 | 2,560 | 610 | 42,972 |
| MADISON | | | | | |
| Berea Health Care Center | 3,126 | 22,024 | 3,504 | 423 | 29,077 |
| Kenwood Health and Rehabilitation Center | 4,631 | 20,609 | 3,291 | 2,658 | 31,189 |
| Madison Health and Rehabilitation Center | 2,880 | 25,087 | 1,036 | 2,099 | 31,102 |
| The Terrace Nursing and Rehabilitation Facility | 3,912 | 24,760 | 7,060 | 526 | 36,258 |
| MADISON County Total: | 14,549 | 92,480 | 14,891 | 5,706 | 127,626 |
| MERCER | | | | | |
| Harrodsburg Health & Rehab Ctr | 4,556 | 24,371 | 3,043 | 5,048 | 37,018 |
| The Willows at Harrodsburg | 966 | 7,104 | 2,235 | 1,325 | 11,630 |
| MERCER County Total: | 5,522 | 31,475 | 5,278 | 6,373 | 48,648 |
| NICHOLAS | | | | | |
| Johnson Mathers Nursing Home | 2,171 | 26,084 | 4,168 | 0 | 32,423 |
| NICHOLAS County Total: | 2,171 | 26,084 | 4,168 | 0 | 32,423 |

2017 ANNUAL KENTUCKY LONG TERM CARE UTILIZATION AND SERVICE REPORT

Table 8 - Payor Source- Nursing Facility Beds 2017

Number of Patient Days by Primary Payor Source

| ADD / Facility | Medicare | Medicaid | Private | Other | Total |
|-------------------------------------------|------------------|------------------|----------------|----------------|------------------|
| POWELL | | | | | |
| Stanton Nursing and Rehabilitation Center | 2,056 | 22,207 | 529 | 1,424 | 26,216 |
| POWELL County Total: | 2,056 | 22,207 | 529 | 1,424 | 26,216 |
| SCOTT | | | | | |
| Dover Manor | 1,877 | 21,941 | 4,230 | 1,791 | 29,839 |
| Signature Healthcare of Georgetown | 2,911 | 12,827 | 1,744 | 3,380 | 20,862 |
| SCOTT County Total: | 4,788 | 34,768 | 5,974 | 5,171 | 50,701 |
| WOODFORD | | | | | |
| The Homeplace At Midway | 250 | 2,579 | 5,409 | 0 | 8,238 |
| WOODFORD County Total: | 250 | 2,579 | 5,409 | 0 | 8,238 |
| ADD: 15 Total | 158,750 | 790,517 | 183,069 | 97,642 | 1,229,978 |
| Statewide Total | 1,119,091 | 5,758,016 | 977,199 | 442,225 | 8,296,531 |

2017 ANNUAL KENTUCKY LONG TERM CARE UTILIZATION AND SERVICE REPORT

Table 9 - Payor Source- Personal Care Beds 2017

Number of Patient Days by Primary Payor Source

| ADD / Facility | Private | Other | Total |
|----------------------------------------------------|----------------|---------------|---------------|
| ADD: 1 PURCHASE | | | |
| CALLOWAY | | | |
| Fern Terrace of Murray | 11,315 | 13,140 | 24,455 |
| Gardens At Hickory Woods | 5,062 | 0 | 5,062 |
| CALLOWAY County Total: | 16,377 | 13,140 | 29,517 |
| CARLISLE | | | |
| Countryside Center | 1,460 | 1,460 | 2,920 |
| CARLISLE County Total: | 1,460 | 1,460 | 2,920 |
| GRAVES | | | |
| Autumn Ridge Personal Care | 0 | 0 | 0 |
| Fern Terrace of Mayfield | 0 | 3,581 | 3,581 |
| GRAVES County Total: | 0 | 3,581 | 3,581 |
| HICKMAN | | | |
| Clinton Hickman County Nursing Facility | 1,629 | 0 | 1,629 |
| Clinton Place | 1,095 | 730 | 1,825 |
| HICKMAN County Total: | 2,724 | 730 | 3,454 |
| MCCRACKEN | | | |
| Gaither Suites at West Park | 9,222 | 0 | 9,222 |
| MCCRACKEN County Total: | 9,222 | 0 | 9,222 |
| ADD: 1 Total | 29,783 | 18,911 | 48,694 |
| ADD: 2 PENNYRILE | | | |
| CALDWELL | | | |
| Highland Homes, Inc. | 0 | 31,084 | 31,084 |
| CALDWELL County Total: | 0 | 31,084 | 31,084 |
| CHRISTIAN | | | |
| Christian County Manor | 10,585 | 11,850 | 22,435 |
| Christian Health Center, Hopkinsville | 496 | 0 | 496 |
| Pennyrile Home | 2,190 | 27,549 | 29,739 |
| CHRISTIAN County Total: | 13,271 | 39,399 | 52,670 |
| CRITTENDEN | | | |
| Crittenden County Health and Rehabilitation Center | 0 | 0 | 0 |
| CRITTENDEN County Total: | 0 | 0 | 0 |
| HOPKINS | | | |
| The Homestead | 1,095 | 18,457 | 19,552 |

2017 ANNUAL KENTUCKY LONG TERM CARE UTILIZATION AND SERVICE REPORT

Table 9 - Payor Source- Personal Care Beds 2017

Number of Patient Days by Primary Payor Source

| ADD / Facility | Private | Other | Total |
|-------------------------------------|----------------|----------------|----------------|
| The Oaks PCH/Madisonville | 1,095 | 11,680 | 12,775 |
| HOPKINS County Total: | 2,190 | 30,137 | 32,327 |
| LYON | | | |
| River's Bend Retirement Community | 636 | 2,190 | 2,826 |
| LYON County Total: | 636 | 2,190 | 2,826 |
| MUHLENBERG | | | |
| Diversicare of Greenville | 597 | 2,966 | 3,563 |
| Sparks Nursing Center | 6,570 | 19,382 | 25,952 |
| MUHLENBERG County Total: | 7,167 | 22,348 | 29,515 |
| TRIGG | | | |
| Better Senior Living | 15,695 | 6,205 | 21,900 |
| TRIGG County Total: | 15,695 | 6,205 | 21,900 |
| ADD: 2 Total | 38,959 | 131,363 | 170,322 |
| ADD: 3 GREEN RIVER | | | |
| DAVIESS | | | |
| Bishop Soenneker Home | 7,140 | 12,026 | 19,166 |
| Carmel Home | 27,016 | 792 | 27,808 |
| Davco Rest Home | 0 | 32,323 | 32,323 |
| Fern Terrace of Owensboro | 0 | 20,469 | 20,469 |
| Owensboro Center | 1,378 | 1,400 | 2,778 |
| DAVIESS County Total: | 35,534 | 67,010 | 102,544 |
| HANCOCK | | | |
| The Oaks PCH/Lewisport | 730 | 15,713 | 16,443 |
| HANCOCK County Total: | 730 | 15,713 | 16,443 |
| HENDERSON | | | |
| Henderson Manor | 1,095 | 11,680 | 12,775 |
| HENDERSON County Total: | 1,095 | 11,680 | 12,775 |
| MCLEAN | | | |
| Sunny Acres | 1,095 | 7,984 | 9,079 |
| MCLEAN County Total: | 1,095 | 7,984 | 9,079 |
| OHIO | | | |
| Beaver Dam Nursing and Rehab Center | 1,915 | 4,631 | 6,546 |
| OHIO County Total: | 1,915 | 4,631 | 6,546 |

2017 ANNUAL KENTUCKY LONG TERM CARE UTILIZATION AND SERVICE REPORT

Table 9 - Payor Source- Personal Care Beds 2017

Number of Patient Days by Primary Payor Source

| ADD / Facility | Private | Other | Total |
|----------------------------------------|----------------|----------------|----------------|
| UNION | | | |
| Breckinridge Place | 592 | 0 | 592 |
| UNION County Total: | 592 | 0 | 592 |
| ADD: 3 Total | 40,961 | 107,018 | 147,979 |
| ADD: 4 BARREN RIVER | | | |
| ALLEN | | | |
| Cornerstone Manor | 365 | 11,457 | 11,822 |
| Scottsville Manor | 5,546 | 4,083 | 9,629 |
| ALLEN County Total: | 5,911 | 15,540 | 21,451 |
| BARREN | | | |
| NHC HealthCare, Glasgow | 0 | 2,178 | 2,178 |
| BARREN County Total: | 0 | 2,178 | 2,178 |
| EDMONSON | | | |
| Edmonson Center | 2,357 | 89 | 2,446 |
| EDMONSON County Total: | 2,357 | 89 | 2,446 |
| HART | | | |
| Hart County Manor | 18,615 | 0 | 18,615 |
| HART County Total: | 18,615 | 0 | 18,615 |
| METCALFE | | | |
| Harper's Home for the Aged | 730 | 7,665 | 8,395 |
| Metcalfe Health Care Center | 549 | 4,521 | 5,070 |
| METCALFE County Total: | 1,279 | 12,186 | 13,465 |
| SIMPSON | | | |
| Lewis Memorial Methodist Home | 5,494 | 1,460 | 6,954 |
| SIMPSON County Total: | 5,494 | 1,460 | 6,954 |
| WARREN | | | |
| Christian Health Center, Bowling Green | 0 | 18,553 | 18,553 |
| Fern Terrace of Bowling Green | 1,596 | 38,400 | 39,996 |
| The Haven At Massey Springs | 2,657 | 0 | 2,657 |
| WARREN County Total: | 4,253 | 56,953 | 61,206 |
| ADD: 4 Total | 37,909 | 88,406 | 126,315 |
| ADD: 5 LINCOLN TRAIL | | | |
| GRAYSON | | | |
| Grayson Manor | 985 | 5,521 | 6,506 |
| GRAYSON County Total: | 985 | 5,521 | 6,506 |

2017 ANNUAL KENTUCKY LONG TERM CARE UTILIZATION AND SERVICE REPORT

Table 9 - Payor Source- Personal Care Beds 2017

Number of Patient Days by Primary Payor Source

| ADD / Facility | Private | Other | Total |
|---------------------------------------------------|----------------|---------------|---------------|
| HARDIN | | | |
| Signature Healthcare at North Hardin Rehab | 730 | 0 | 730 |
| HARDIN County Total: | 730 | 0 | 730 |
| MARION | | | |
| Loretto Motherhouse Infirmary | 3,215 | 5,576 | 8,791 |
| The Village of Lebanon II | 243 | 0 | 243 |
| MARION County Total: | 3,458 | 5,576 | 9,034 |
| MEADE | | | |
| Brandenburg Nursing and Rehabilitation | 0 | 0 | 0 |
| MEADE County Total: | 0 | 0 | 0 |
| NELSON | | | |
| Windsor Gardens CCRC | 4,868 | 0 | 4,868 |
| NELSON County Total: | 4,868 | 0 | 4,868 |
| WASHINGTON | | | |
| Sansbury Care Center | 2,712 | 0 | 2,712 |
| WASHINGTON County Total: | 2,712 | 0 | 2,712 |
| ADD: 5 Total | 12,753 | 11,097 | 23,850 |
| ADD: 6 KIPDA | | | |
| BULLITT | | | |
| Colonial House of Shepherdsville | 1,095 | 19,710 | 20,805 |
| BULLITT County Total: | 1,095 | 19,710 | 20,805 |
| JEFFERSON | | | |
| Barton House of Louisville #1 | 6,205 | 0 | 6,205 |
| Belmont Village | 43,070 | 0 | 43,070 |
| Brookdale Blankenbaker | 20,805 | 0 | 20,805 |
| Brookdale Stonestreet | 6,478 | 0 | 6,478 |
| Eastern Star Home in KY | 3,493 | 0 | 3,493 |
| Episcopal Church Home | 26,303 | 0 | 26,303 |
| Forest Hills Commons | 12,574 | 0 | 12,574 |
| Forest Springs Health Campus | 10,647 | 0 | 10,647 |
| Heartsong Memory Care | 9,969 | 0 | 9,969 |
| Little Sisters of the Poor - St. Joseph's Home | 814 | 4,425 | 5,239 |
| Louisville Protestant Altenheim | 7,211 | 0 | 7,211 |
| Masonic Home of Louisville | 23,098 | 2,869 | 25,967 |
| Morning Pointe Of Louisville At South Hurstbourne | 21,604 | 0 | 21,604 |

2017 ANNUAL KENTUCKY LONG TERM CARE UTILIZATION AND SERVICE REPORT

Table 9 - Payor Source- Personal Care Beds 2017

Number of Patient Days by Primary Payor Source

| ADD / Facility | Private | Other | Total |
|--------------------------------------------|----------------|---------------|----------------|
| Nazareth Home | 16,386 | 924 | 17,310 |
| Nazareth Home Clifton | 2,199 | 2,229 | 4,428 |
| Park Louisville | 9,446 | 0 | 9,446 |
| Parr's at Springhurst | 25,666 | 5,006 | 30,672 |
| Rose Anna Hughes Home/Westminster | 14,542 | 1,095 | 15,637 |
| Sunrise of Louisville | 30,295 | 0 | 30,295 |
| Symphony at Oaklawn | 27,992 | 0 | 27,992 |
| The Forum at Brookside | 7,273 | 0 | 7,273 |
| The Lantern At Morning Pointe (Louisville) | 4,342 | 0 | 4,342 |
| Thrive At Beckley Creek | 16,286 | 0 | 16,286 |
| Treyton Oaks Towers | 10,652 | 0 | 10,652 |
| Wesley Manor | 9,754 | 0 | 9,754 |
| Westport Place Health Campus | 7,945 | 0 | 7,945 |
| JEFFERSON County Total: | 375,049 | 16,548 | 391,597 |
| SHELBY | | | |
| Colonial Hall Manor | 9,966 | 10,270 | 20,236 |
| Masonic Home of Shelbyville | 6,507 | 2,343 | 8,850 |
| SHELBY County Total: | 16,473 | 12,613 | 29,086 |
| ADD: 6 Total | 392,617 | 48,871 | 441,488 |
| ADD: 7 NORTHERN KY | | | |
| BOONE | | | |
| Colonial Gardens | 26,097 | 0 | 26,097 |
| BOONE County Total: | 26,097 | 0 | 26,097 |
| CAMPBELL | | | |
| Baptist Convalescent Center | 3,752 | 1,933 | 5,685 |
| Carmel Manor | 4,504 | 2,636 | 7,140 |
| CAMPBELL County Total: | 8,256 | 4,569 | 12,825 |
| CARROLL | | | |
| Carrollton Manor | 3,200 | 8,424 | 11,624 |
| Valley Haven Rest Home | 1,095 | 13,140 | 14,235 |
| CARROLL County Total: | 4,295 | 21,564 | 25,859 |
| GRANT | | | |
| Jonesville Rest Home | 6,316 | 2,517 | 8,833 |
| GRANT County Total: | 6,316 | 2,517 | 8,833 |

2017 ANNUAL KENTUCKY LONG TERM CARE UTILIZATION AND SERVICE REPORT

Table 9 - Payor Source- Personal Care Beds 2017

Number of Patient Days by Primary Payor Source

| ADD / Facility | Private | Other | Total |
|------------------------------------------------|----------------|---------------|----------------|
| KENTON | | | |
| Brookdale Edgewood | 27,740 | 0 | 27,740 |
| Covington Ladies Home | 635 | 6,665 | 7,300 |
| Emerald Trace | 3,181 | 0 | 3,181 |
| Ivy Knoll | 7,848 | 5,292 | 13,140 |
| Madonna Manor | 7,414 | 0 | 7,414 |
| Regency Manor | 20,702 | 0 | 20,702 |
| Regency Manor North | 10,487 | 0 | 10,487 |
| St Charles Care Center | 9,715 | 0 | 9,715 |
| KENTON County Total: | 87,722 | 11,957 | 99,679 |
| PENDLETON | | | |
| Falmouth Nursing Home | 0 | 8,760 | 8,760 |
| The Front Gate | 0 | 6,935 | 6,935 |
| PENDLETON County Total: | 0 | 15,695 | 15,695 |
| ADD: 7 Total | 132,686 | 56,302 | 188,988 |
| ADD: 9 GATEWAY | | | |
| MENIFEE | | | |
| Edgewood Estates | 280 | 1,099 | 1,379 |
| MENIFEE County Total: | 280 | 1,099 | 1,379 |
| MONTGOMERY | | | |
| Regency Memory Care | 82 | 0 | 82 |
| MONTGOMERY County Total: | 82 | 0 | 82 |
| MORGAN | | | |
| West Liberty Nursing and Rehabilitation Center | 730 | 0 | 730 |
| MORGAN County Total: | 730 | 0 | 730 |
| ADD: 9 Total | 1,092 | 1,099 | 2,191 |
| ADD: 10 FIVCO | | | |
| BOYD | | | |
| Artrips Personal Care Home | 3,255 | 3,680 | 6,935 |
| Hamilton's Personal Care Home | 1,010 | 5,407 | 6,417 |
| King's Daughters And Sons Home | 12,858 | 0 | 12,858 |
| BOYD County Total: | 17,123 | 9,087 | 26,210 |
| GREENUP | | | |
| Frasure's Personal Care Home | 0 | 20,976 | 20,976 |
| Morning Pointe Of Russell | 16,790 | 0 | 16,790 |

2017 ANNUAL KENTUCKY LONG TERM CARE UTILIZATION AND SERVICE REPORT

Table 9 - Payor Source- Personal Care Beds 2017

Number of Patient Days by Primary Payor Source

| ADD / Facility | Private | Other | Total |
|----------------------------------------------------------|----------------|---------------|---------------|
| Oakmont Manor | 24 | 40 | 64 |
| Russell Convalescent Home | 365 | 9,343 | 9,708 |
| The Lantern At Morning Pointe Alzheimers and Memory Care | 3,266 | 0 | 3,266 |
| Trinity Station Retirement Community | 0 | 10,134 | 10,134 |
| GREENUP County Total: | 20,445 | 40,493 | 60,938 |
| LAWRENCE | | | |
| The Jordan Center | 696 | 0 | 696 |
| LAWRENCE County Total: | 696 | 0 | 696 |
| ADD: 10 Total | 38,264 | 49,580 | 87,844 |
| ADD: 11 BIG SANDY | | | |
| JOHNSON | | | |
| Venture Home of Paintsville | 0 | 20,496 | 20,496 |
| JOHNSON County Total: | 0 | 20,496 | 20,496 |
| MAGOFFIN | | | |
| Salyersville Nursing and Rehabilitation Center | 0 | 0 | 0 |
| MAGOFFIN County Total: | 0 | 0 | 0 |
| MARTIN | | | |
| Martin County Health Care Facility | 755 | 365 | 1,120 |
| MARTIN County Total: | 755 | 365 | 1,120 |
| PIKE | | | |
| Good Shepherd Community Nursing Center | 567 | 0 | 567 |
| PIKE County Total: | 567 | 0 | 567 |
| ADD: 11 Total | 1,322 | 20,861 | 22,183 |
| ADD: 12 KY RIVER | | | |
| KNOTT | | | |
| Caney Creek Rehabilitation Complex | 451 | 3,472 | 3,923 |
| Golden Years Rest Home | 15,885 | 13,680 | 29,565 |
| KNOTT County Total: | 16,336 | 17,152 | 33,488 |
| OWSLEY | | | |
| Owsley County Health Care Center | 0 | 727 | 727 |
| OWSLEY County Total: | 0 | 727 | 727 |
| ADD: 12 Total | 16,336 | 17,879 | 34,215 |

2017 ANNUAL KENTUCKY LONG TERM CARE UTILIZATION AND SERVICE REPORT

Table 9 - Payor Source- Personal Care Beds 2017

Number of Patient Days by Primary Payor Source

| ADD / Facility | Private | Other | Total |
|---------------------------------------------|----------------|---------------|---------------|
| ADD: 13 CUMBERLAND VALLEY | | | |
| BELL | | | |
| Generations Center of Middlesboro | 730 | 21,170 | 21,900 |
| BELL County Total: | 730 | 21,170 | 21,900 |
| HARLAN | | | |
| The Laurels | 13,870 | 10,950 | 24,820 |
| HARLAN County Total: | 13,870 | 10,950 | 24,820 |
| JACKSON | | | |
| Signature HealthCare at Jackson Manor | 0 | 0 | 0 |
| JACKSON County Total: | 0 | 0 | 0 |
| KNOX | | | |
| Christian Health Center - Corbin | 364 | 0 | 364 |
| KNOX County Total: | 364 | 0 | 364 |
| ADD: 13 Total | 14,964 | 32,120 | 47,084 |
| ADD: 14 LAKE CUMBERLAND | | | |
| MCCREARY | | | |
| Cumberland Manor Rest Home | 0 | 17,110 | 17,110 |
| MCCREARY County Total: | 0 | 17,110 | 17,110 |
| PULASKI | | | |
| Crestview Personal Care | 9,963 | 291 | 10,254 |
| Somerview Personal Care Home | 16,629 | 456 | 17,085 |
| PULASKI County Total: | 26,592 | 747 | 27,339 |
| WAYNE | | | |
| Dishman Personal Care Home | 0 | 12,515 | 12,515 |
| Hicks' Golden Years Nursing Home | 0 | 365 | 365 |
| WAYNE County Total: | 0 | 12,880 | 12,880 |
| ADD: 14 Total | 26,592 | 30,737 | 57,329 |
| ADD: 15 BLUEGRASS | | | |
| ANDERSON | | | |
| Signature Healthcare at Heritage Hall Rehab | 2,163 | 0 | 2,163 |
| Sunset Hill Personal Care Home | 466 | 3,696 | 4,162 |
| ANDERSON County Total: | 2,629 | 3,696 | 6,325 |
| BOURBON | | | |
| Bourbon Heights | 739 | 2,176 | 2,915 |
| BOURBON County Total: | 739 | 2,176 | 2,915 |

2017 ANNUAL KENTUCKY LONG TERM CARE UTILIZATION AND SERVICE REPORT

Table 9 - Payor Source- Personal Care Beds 2017

Number of Patient Days by Primary Payor Source

| ADD / Facility | Private | Other | Total |
|-----------------------------------------------|----------------|--------------|----------------|
| BOYLE | | | |
| McDowell Place of Danville | 3,928 | 0 | 3,928 |
| Morning Pointe of Danville | 19,710 | 0 | 19,710 |
| BOYLE County Total: | 23,638 | 0 | 23,638 |
| ESTILL | | | |
| Irvine Nursing and Rehabilitation | 0 | 481 | 481 |
| ESTILL County Total: | 0 | 481 | 481 |
| FAYETTE | | | |
| Brookdale Richmond Place | 19,783 | 0 | 19,783 |
| Central Ky Recovery Center Unit 1 | 4,642 | 0 | 4,642 |
| Central KY Recovery Center Unit 2 | 4,957 | 0 | 4,957 |
| Lantern at Morning Pointe Alz and Memory Care | 11,680 | 0 | 11,680 |
| Lexington Country Place | 7,650 | 0 | 7,650 |
| Mayfair Village Retirement Center | 6,033 | 0 | 6,033 |
| Morning Pointe of Lexington | 24,820 | 0 | 24,820 |
| Morning Pointe of Lexington East | 24,820 | 0 | 24,820 |
| Provision Living At Beaumont Centre | 4,681 | 0 | 4,681 |
| Signature Healthcare At Tanbark Rehab | 16,137 | 0 | 16,137 |
| The Breckinridge | 8,030 | 0 | 8,030 |
| The Legacy At The Willows | 8,267 | 0 | 8,267 |
| The Villa at Chevy Chase | 0 | 0 | 0 |
| The Willows At Fritz Farm | 4,071 | 0 | 4,071 |
| The Willows at Hamburg | 10,718 | 167 | 10,885 |
| Willows at Citation | 9,297 | 0 | 9,297 |
| FAYETTE County Total: | 165,586 | 167 | 165,753 |
| FRANKLIN | | | |
| Morning Pointe of Frankfort | 14,600 | 0 | 14,600 |
| The Lantern at Morning Pointe of Frankfort | 9,855 | 0 | 9,855 |
| FRANKLIN County Total: | 24,455 | 0 | 24,455 |
| HARRISON | | | |
| Cedar Ridge Health Campus | 7,956 | 0 | 7,956 |
| Parkside Manor | 17,998 | 0 | 17,998 |
| Shady Lawn Home | 26,552 | 0 | 26,552 |
| HARRISON County Total: | 52,506 | 0 | 52,506 |

2017 ANNUAL KENTUCKY LONG TERM CARE UTILIZATION AND SERVICE REPORT

Table 9 - Payor Source- Personal Care Beds 2017

Number of Patient Days by Primary Payor Source

| ADD / Facility | Private | Other | Total |
|-------------------------------------------|------------------|----------------|------------------|
| JESSAMINE | | | |
| Bridgepointe At Ashgrove Woods | 22,265 | 0 | 22,265 |
| Rose Terrace Lodge | 5,426 | 8,890 | 14,316 |
| Wesley Village | 7,490 | 0 | 7,490 |
| JESSAMINE County Total: | 35,181 | 8,890 | 44,071 |
| LINCOLN | | | |
| Waynesburg Manor | 9,672 | 0 | 9,672 |
| LINCOLN County Total: | 9,672 | 0 | 9,672 |
| MADISON | | | |
| Morning Pointe of Richmond | 15,330 | 0 | 15,330 |
| Telford Terrace | 4,065 | 0 | 4,065 |
| MADISON County Total: | 19,395 | 0 | 19,395 |
| POWELL | | | |
| Stanton Nursing and Rehabilitation Center | 0 | 263 | 263 |
| POWELL County Total: | 0 | 263 | 263 |
| SCOTT | | | |
| Dover Manor | 0 | 0 | 0 |
| SCOTT County Total: | 0 | 0 | 0 |
| WOODFORD | | | |
| Taylor Manor Nursing Home | 4,494 | 0 | 4,494 |
| The Homeplace At Midway | 4,078 | 0 | 4,078 |
| WOODFORD County Total: | 8,572 | 0 | 8,572 |
| ADD: 15 Total | 342,373 | 15,673 | 358,046 |
| Statewide Total | 1,126,611 | 629,917 | 1,756,528 |

2017 ANNUAL KENTUCKY LONG TERM CARE UTILIZATION AND SERVICE REPORT

Table 10 - Payor Source- Nursing Home (CCRC) Beds 2017

Number of Patient Days by Primary Payor Source

| ADD / Facility | Medicare | Medicaid | Private | Other | Total |
|----------------------------------------|-----------------|-----------------|----------------|--------------|---------------|
| ADD: 2 PENNYRILE | | | | | |
| CHRISTIAN | | | | | |
| Christian Health Center, Hopkinsville | 0 | 0 | 730 | 0 | 730 |
| CHRISTIAN County Total: | 0 | 0 | 730 | 0 | 730 |
| ADD: 2 Total | 0 | 0 | 730 | 0 | 730 |
| ADD: 3 GREEN RIVER | | | | | |
| UNION | | | | | |
| Breckinridge Place | 182 | 0 | 1,993 | 0 | 2,175 |
| UNION County Total: | 182 | 0 | 1,993 | 0 | 2,175 |
| ADD: 3 Total | 182 | 0 | 1,993 | 0 | 2,175 |
| ADD: 4 BARREN RIVER | | | | | |
| WARREN | | | | | |
| Christian Health Center, Bowling Green | 248 | 0 | 3,868 | 268 | 4,384 |
| WARREN County Total: | 248 | 0 | 3,868 | 268 | 4,384 |
| ADD: 4 Total | 248 | 0 | 3,868 | 268 | 4,384 |
| ADD: 5 LINCOLN TRAIL | | | | | |
| MARION | | | | | |
| The Village of Lebanon II | 110 | 0 | 680 | 421 | 1,211 |
| MARION County Total: | 110 | 0 | 680 | 421 | 1,211 |
| NELSON | | | | | |
| Windsor Gardens CCRC | 0 | 0 | 1,192 | 0 | 1,192 |
| NELSON County Total: | 0 | 0 | 1,192 | 0 | 1,192 |
| ADD: 5 Total | 110 | 0 | 1,872 | 421 | 2,403 |
| ADD: 6 KIPDA | | | | | |
| JEFFERSON | | | | | |
| Christian Health Center of Louisville | 307 | 0 | 0 | 74 | 381 |
| Episcopal Church Home | 119 | 0 | 3,904 | 0 | 4,023 |
| Louisville Protestant Altenheim | 0 | 0 | 2,332 | 0 | 2,332 |
| Nazareth Home Clifton | 38 | 0 | 488 | 0 | 526 |
| The Forum at Brookside | 0 | 0 | 6,280 | 0 | 6,280 |
| JEFFERSON County Total: | 464 | 0 | 13,004 | 74 | 13,542 |
| ADD: 6 Total | 464 | 0 | 13,004 | 74 | 13,542 |

2017 ANNUAL KENTUCKY LONG TERM CARE UTILIZATION AND SERVICE REPORT

Table 10 - Payor Source- Nursing Home (CCRC) Beds 2017

Number of Patient Days by Primary Payor Source

| ADD / Facility | Medicare | Medicaid | Private | Other | Total |
|--------------------------------------|------------|----------|--------------|--------------|--------------|
| ADD: 7 NORTHERN KY | | | | | |
| KENTON | | | | | |
| Madonna Manor | 48 | 0 | 313 | 0 | 361 |
| KENTON County Total: | 48 | 0 | 313 | 0 | 361 |
| ADD: 7 Total | 48 | 0 | 313 | 0 | 361 |
| ADD: 10 FIVCO | | | | | |
| GREENUP | | | | | |
| Trinity Station Retirement Community | 0 | 0 | 0 | 6,121 | 6,121 |
| GREENUP County Total: | 0 | 0 | 0 | 6,121 | 6,121 |
| ADD: 10 Total | 0 | 0 | 0 | 6,121 | 6,121 |
| ADD: 13 CUMBERLAND VALLEY | | | | | |
| KNOX | | | | | |
| Christian Health Center - Corbin | 102 | 0 | 265 | 18 | 385 |
| KNOX County Total: | 102 | 0 | 265 | 18 | 385 |
| LAUREL | | | | | |
| Laurel Heights Home for the Elderly | 361 | 0 | 3,554 | 2,190 | 6,105 |
| LAUREL County Total: | 361 | 0 | 3,554 | 2,190 | 6,105 |
| ADD: 13 Total | 463 | 0 | 3,819 | 2,208 | 6,490 |
| ADD: 14 LAKE CUMBERLAND | | | | | |
| PULASKI | | | | | |
| The Neighborhood Nursing Facility | 0 | 0 | 4,293 | 0 | 4,293 |
| PULASKI County Total: | 0 | 0 | 4,293 | 0 | 4,293 |
| ADD: 14 Total | 0 | 0 | 4,293 | 0 | 4,293 |
| ADD: 15 BLUEGRASS | | | | | |
| FAYETTE | | | | | |
| Sayre Christian Village Nursing Home | 836 | 0 | 1,748 | 797 | 3,381 |
| The Willows at Hamburg | 0 | 0 | 3,036 | 0 | 3,036 |
| FAYETTE County Total: | 836 | 0 | 4,784 | 797 | 6,417 |
| HARRISON | | | | | |
| Cedar Ridge Health Campus | 204 | 0 | 1,267 | 104 | 1,575 |
| HARRISON County Total: | 204 | 0 | 1,267 | 104 | 1,575 |
| JESSAMINE | | | | | |
| Wesley Village | 0 | 0 | 9,815 | 0 | 9,815 |
| JESSAMINE County Total: | 0 | 0 | 9,815 | 0 | 9,815 |

2017 ANNUAL KENTUCKY LONG TERM CARE UTILIZATION AND SERVICE REPORT

Table 10 - Payor Source- Nursing Home (CCRC) Beds 2017

Number of Patient Days by Primary Payor Source

| ADD / Facility | Medicare | Medicaid | Private | Other | Total |
|-------------------------------|-----------------|-----------------|----------------|---------------|---------------|
| MADISON | | | | | |
| Telford Terrace | 356 | 0 | 5,434 | 212 | 6,002 |
| MADISON County Total: | 356 | 0 | 5,434 | 212 | 6,002 |
| WOODFORD | | | | | |
| The Homeplace At Midway | 0 | 0 | 315 | 0 | 315 |
| WOODFORD County Total: | 0 | 0 | 315 | 0 | 315 |
| ADD: 15 Total | 1,396 | 0 | 21,615 | 1,113 | 24,124 |
| Statewide Total | 2,911 | 0 | 51,507 | 10,205 | 64,623 |

2017 ANNUAL KENTUCKY LONG TERM CARE UTILIZATION AND SERVICE REPORT

Table 11 - Payor Source- Nursing Home (Non-CCRC) Beds 2017

Number of Patient Days by Primary Payor Source

| ADD / Facility | Medicare | Medicaid | Private | Other | Total |
|------------------------------------------|-----------------|-----------------|----------------|--------------|---------------|
| ADD: 3 GREEN RIVER | | | | | |
| DAVIESS | | | | | |
| Hermitage Care and Rehabilitation Center | 3,580 | 0 | 3,355 | 0 | 6,935 |
| DAVIESS County Total: | 3,580 | 0 | 3,355 | 0 | 6,935 |
| WEBSTER | | | | | |
| Shemwell Nursing Home | 0 | 0 | 7,166 | 0 | 7,166 |
| WEBSTER County Total: | 0 | 0 | 7,166 | 0 | 7,166 |
| ADD: 3 Total | 3,580 | 0 | 10,521 | 0 | 14,101 |
| ADD: 4 BARREN RIVER | | | | | |
| WARREN | | | | | |
| Christian Health Center, Bowling Green | 0 | 0 | 0 | 0 | 0 |
| WARREN County Total: | 0 | 0 | 0 | 0 | 0 |
| ADD: 4 Total | 0 | 0 | 0 | 0 | 0 |
| ADD: 5 LINCOLN TRAIL | | | | | |
| MARION | | | | | |
| The Village of Lebanon II | 2,294 | 0 | 3,588 | 1,596 | 7,478 |
| MARION County Total: | 2,294 | 0 | 3,588 | 1,596 | 7,478 |
| ADD: 5 Total | 2,294 | 0 | 3,588 | 1,596 | 7,478 |
| ADD: 7 NORTHERN KY | | | | | |
| KENTON | | | | | |
| Madonna Manor | 0 | 0 | 0 | 0 | 0 |
| KENTON County Total: | 0 | 0 | 0 | 0 | 0 |
| ADD: 7 Total | 0 | 0 | 0 | 0 | 0 |
| ADD: 15 BLUEGRASS | | | | | |
| BOURBON | | | | | |
| Bourbon Heights | 1,707 | 0 | 7,632 | 1,109 | 10,448 |
| BOURBON County Total: | 1,707 | 0 | 7,632 | 1,109 | 10,448 |
| FAYETTE | | | | | |
| The Willows at Hamburg | 0 | 0 | 0 | 0 | 0 |
| FAYETTE County Total: | 0 | 0 | 0 | 0 | 0 |
| WOODFORD | | | | | |
| Taylor Manor Nursing Home | 0 | 0 | 10,455 | 0 | 10,455 |
| The Homeplace At Midway | 0 | 0 | 0 | 0 | 0 |
| WOODFORD County Total: | 0 | 0 | 10,455 | 0 | 10,455 |
| ADD: 15 Total | 1,707 | 0 | 18,087 | 1,109 | 20,903 |
| Statewide Total | 7,581 | 0 | 32,196 | 2,705 | 42,482 |

2017 ANNUAL KENTUCKY LONG TERM CARE UTILIZATION AND SERVICE REPORT

Table 12 - Payor Source- Intermediate Care Beds 2017

Number of Patient Days by Primary Payor Source

| ADD / Facility | Medicare | Medicaid | Private | Other | Total |
|----------------------------------------|-----------------|-----------------|----------------|--------------|---------------|
| ADD: 3 GREEN RIVER | | | | | |
| WEBSTER | | | | | |
| Shemwell Nursing Home | 0 | 0 | 728 | 0 | 728 |
| WEBSTER County Total: | 0 | 0 | 728 | 0 | 728 |
| ADD: 3 Total | 0 | 0 | 728 | 0 | 728 |
| ADD: 4 BARREN RIVER | | | | | |
| WARREN | | | | | |
| Christian Health Center, Bowling Green | 0 | 0 | 346 | 0 | 346 |
| WARREN County Total: | 0 | 0 | 346 | 0 | 346 |
| ADD: 4 Total | 0 | 0 | 346 | 0 | 346 |
| ADD: 6 KIPDA | | | | | |
| JEFFERSON | | | | | |
| Eastern Star Home in KY | 0 | 0 | 5,704 | 0 | 5,704 |
| Louisville Protestant Altenheim | 0 | 0 | 4,749 | 0 | 4,749 |
| The Forum at Brookside | 0 | 0 | 566 | 0 | 566 |
| JEFFERSON County Total: | 0 | 0 | 11,019 | 0 | 11,019 |
| ADD: 6 Total | 0 | 0 | 11,019 | 0 | 11,019 |
| ADD: 15 BLUEGRASS | | | | | |
| HARRISON | | | | | |
| Cedar Ridge Health Campus | 0 | 0 | 714 | 0 | 714 |
| HARRISON County Total: | 0 | 0 | 714 | 0 | 714 |
| JESSAMINE | | | | | |
| Wesley Village | 0 | 0 | 365 | 0 | 365 |
| JESSAMINE County Total: | 0 | 0 | 365 | 0 | 365 |
| MADISON | | | | | |
| Telford Terrace | 0 | 0 | 351 | 0 | 351 |
| MADISON County Total: | 0 | 0 | 351 | 0 | 351 |
| WOODFORD | | | | | |
| Taylor Manor Nursing Home | 0 | 0 | 5,082 | 0 | 5,082 |
| WOODFORD County Total: | 0 | 0 | 5,082 | 0 | 5,082 |
| ADD: 15 Total | 0 | 0 | 6,512 | 0 | 6,512 |
| Statewide Total | 0 | 0 | 18,605 | 0 | 18,605 |

2017 ANNUAL KENTUCKY LONG TERM CARE UTILIZATION AND SERVICE REPORT

Table 13 - Payor Source- Alzheimer Facility Beds 2017

Number of Patient Days by Primary Payor Source

| ADD / Facility | Medicare | Medicaid | Private | Other | Total |
|------------------------------|-----------------|-----------------|----------------|--------------|---------------|
| ADD: 3 GREEN RIVER | | | | | |
| DAVIESS | | | | | |
| Wellington Parc of Owensboro | 240 | 7,551 | 12,282 | 0 | 20,073 |
| DAVIESS County Total: | 240 | 7,551 | 12,282 | 0 | 20,073 |
| ADD: 3 Total | 240 | 7,551 | 12,282 | 0 | 20,073 |
| ADD: 4 BARREN RIVER | | | | | |
| WARREN | | | | | |
| Magnolia Village Care | 3,010 | 8,190 | 8,415 | 906 | 20,521 |
| WARREN County Total: | 3,010 | 8,190 | 8,415 | 906 | 20,521 |
| ADD: 4 Total | 3,010 | 8,190 | 8,415 | 906 | 20,521 |
| Statewide Total | 3,250 | 15,741 | 20,697 | 906 | 40,594 |

2017 ANNUAL KENTUCKY LONG TERM CARE UTILIZATION AND SERVICE REPORT

Table 14 - Payor Source- ICF/IID Beds 2017

Number of Patient Days by Primary Payor Source

| ADD / Facility | Medicare | Medicaid | Private | Other | Total |
|--------------------------------------------------------|-----------------|-----------------|----------------|--------------|---------------|
| ADD: 2 PENNYRILE | | | | | |
| CHRISTIAN | | | | | |
| Outwood ICF/IID | 0 | 12,422 | 0 | 0 | 12,422 |
| CHRISTIAN County Total: | 0 | 12,422 | 0 | 0 | 12,422 |
| ADD: 2 Total | 0 | 12,422 | 0 | 0 | 12,422 |
| ADD: 3 GREEN RIVER | | | | | |
| DAVIESS | | | | | |
| Wendell Foster's Campus for Developmental Disabilities | 0 | 22,882 | 0 | 0 | 22,882 |
| DAVIESS County Total: | 0 | 22,882 | 0 | 0 | 22,882 |
| ADD: 3 Total | 0 | 22,882 | 0 | 0 | 22,882 |
| ADD: 6 KIPDA | | | | | |
| BULLITT | | | | | |
| Meadows ICF/IID | 0 | 2,846 | 0 | 0 | 2,846 |
| BULLITT County Total: | 0 | 2,846 | 0 | 0 | 2,846 |
| HENRY | | | | | |
| Cedar Lake Lodge Park Place I | 0 | 2,897 | 0 | 0 | 2,897 |
| Cedar Lake Lodge Park Place II | 0 | 2,920 | 0 | 0 | 2,920 |
| HENRY County Total: | 0 | 5,817 | 0 | 0 | 5,817 |
| JEFFERSON | | | | | |
| Bingham Gardens | 0 | 8,306 | 0 | 0 | 8,306 |
| Del Maria ICF/IID | 0 | 2,916 | 0 | 0 | 2,916 |
| Hazelwood Center | 0 | 27,818 | 365 | 0 | 28,183 |
| JEFFERSON County Total: | 0 | 39,040 | 365 | 0 | 39,405 |
| OLDHAM | | | | | |
| Cedar Lake Lodge | 0 | 22,637 | 0 | 0 | 22,637 |
| Cedar Lake Lodge Sycamore Run I | 0 | 1,257 | 0 | 11 | 1,268 |
| Cedar Lake Lodge Sycamore Run II | 0 | 1,271 | 0 | 11 | 1,282 |
| Windsong ICF/IID | 0 | 2,731 | 0 | 0 | 2,731 |
| OLDHAM County Total: | 0 | 27,896 | 0 | 22 | 27,918 |
| ADD: 6 Total | 0 | 75,599 | 365 | 22 | 75,986 |
| ADD: 14 LAKE CUMBERLAND | | | | | |
| PULASKI | | | | | |
| Oakwood ICF/IID Unit 1 | 0 | 16,060 | 0 | 0 | 16,060 |
| Oakwood ICF/IID Unit 2 | 0 | 12,775 | 0 | 0 | 12,775 |

2017 ANNUAL KENTUCKY LONG TERM CARE UTILIZATION AND SERVICE REPORT

Table 14 - Payor Source- ICF/IID Beds 2017

Number of Patient Days by Primary Payor Source

| ADD / Facility | Medicare | Medicaid | Private | Other | Total |
|------------------------------|-----------------|-----------------|----------------|--------------|----------------|
| Oakwood ICF/IID Unit 3 | 0 | 4,015 | 0 | 0 | 4,015 |
| Oakwood ICF/IID Unit 4 | 0 | 4,380 | 0 | 0 | 4,380 |
| PULASKI County Total: | 0 | 37,230 | 0 | 0 | 37,230 |
| ADD: 14 Total | 0 | 37,230 | 0 | 0 | 37,230 |
| Statewide Total | 0 | 148,133 | 365 | 22 | 148,520 |

Kentucky Annual Long-Term Care Services Report



Section III Patient Age Distribution

2017 ANNUAL KENTUCKY LONG TERM CARE UTILIZATION AND SERVICE REPORT

Table 15 - Facility Resident Age Distribution- Nursing Facility Beds 2017

| ADD / Facility | Under 65 | 65-74 | 75-84 | Over 85 | Unknown | Total |
|------------------------------------------------------|-----------------|--------------|--------------|----------------|----------------|--------------|
| ADD: 1 PURCHASE | | | | | | |
| BALLARD | | | | | | |
| Life Care Center of LaCenter | 0 | 6 | 19 | 22 | 0 | 47 |
| BALLARD County Total: | 0 | 6 | 19 | 22 | 0 | 47 |
| CALLOWAY | | | | | | |
| Spring Creek Health Care | 13 | 18 | 40 | 73 | 0 | 144 |
| CALLOWAY County Total: | 13 | 18 | 40 | 73 | 0 | 144 |
| CARLISLE | | | | | | |
| Countryside Center | 7 | 8 | 9 | 18 | 0 | 42 |
| CARLISLE County Total: | 7 | 8 | 9 | 18 | 0 | 42 |
| FULTON | | | | | | |
| Diversicare of Fulton | 9 | 13 | 7 | 19 | 0 | 48 |
| FULTON County Total: | 9 | 13 | 7 | 19 | 0 | 48 |
| GRAVES | | | | | | |
| Concordia Healthcare Center-Heritage Manor | 18 | 14 | 15 | 17 | 0 | 64 |
| Green Acres Health Care | 9 | 7 | 24 | 22 | 0 | 62 |
| Mills Health and Rehab Center | 4 | 17 | 25 | 48 | 0 | 94 |
| GRAVES County Total: | 31 | 38 | 64 | 87 | 0 | 220 |
| HICKMAN | | | | | | |
| Clinton Hickman County Nursing Facility | 1 | 2 | 12 | 27 | 0 | 42 |
| Clinton Place | 18 | 14 | 24 | 16 | 0 | 72 |
| HICKMAN County Total: | 19 | 16 | 36 | 43 | 0 | 114 |
| MARSHALL | | | | | | |
| Calvert City Convalescent Center | 3 | 9 | 23 | 46 | 0 | 81 |
| Lake Way Nursing and Rehabilitation Center | 9 | 14 | 23 | 39 | 0 | 85 |
| Oakview Nursing and Rehabilitation Center | 15 | 17 | 19 | 16 | 0 | 67 |
| MARSHALL County Total: | 27 | 40 | 65 | 101 | 0 | 233 |
| MCCRACKEN | | | | | | |
| Baptist Health Paducah | 0 | 0 | 0 | 0 | 0 | 0 |
| Barkley Center | 28 | 16 | 15 | 10 | 0 | 69 |
| McCracken Nursing and Rehabilitation Center | 27 | 20 | 14 | 7 | 0 | 68 |
| Parkview Nursing and Rehabilitation Center (Paducah) | 16 | 29 | 57 | 99 | 0 | 201 |
| Superior Care Home | 1 | 27 | 53 | 27 | 0 | 108 |
| MCCRACKEN County Total: | 72 | 92 | 139 | 143 | 0 | 446 |
| ADD: 1 Total | 178 | 231 | 379 | 506 | 0 | 1,294 |

2017 ANNUAL KENTUCKY LONG TERM CARE UTILIZATION AND SERVICE REPORT

Table 15 - Facility Resident Age Distribution- Nursing Facility Beds 2017

| ADD / Facility | Under 65 | 65-74 | 75-84 | Over 85 | Unknown | Total |
|-----------------------------------------------------|-----------------|--------------|--------------|----------------|----------------|--------------|
| ADD: 2 PENNYRILE | | | | | | |
| CALDWELL | | | | | | |
| Princeton Health and Rehab Center | 6 | 12 | 15 | 18 | 0 | 51 |
| CALDWELL County Total: | 6 | 12 | 15 | 18 | 0 | 51 |
| CHRISTIAN | | | | | | |
| Bradford Heights Health & Rehab Center | 10 | 14 | 18 | 26 | 0 | 68 |
| Christian Health Center, Hopkinsville | 4 | 9 | 30 | 65 | 0 | 108 |
| Christian Heights Nursing and Rehabilitation Center | 15 | 13 | 12 | 1 | 0 | 41 |
| Covington Convalescent Center | 4 | 10 | 27 | 23 | 0 | 64 |
| Western State Nursing Facility | 26 | 31 | 25 | 18 | 0 | 100 |
| CHRISTIAN County Total: | 59 | 77 | 112 | 133 | 0 | 381 |
| CRITTENDEN | | | | | | |
| Crittenden County Health and Rehabilitation Center | 16 | 24 | 23 | 21 | 0 | 84 |
| CRITTENDEN County Total: | 16 | 24 | 23 | 21 | 0 | 84 |
| HOPKINS | | | | | | |
| Baptist Health Transitional Care | 0 | 0 | 0 | 0 | 0 | 0 |
| Brighton Cornerstone Health Care | 7 | 14 | 27 | 13 | 0 | 61 |
| Dawson Springs Health And Rehab Ctr | 10 | 14 | 20 | 9 | 0 | 53 |
| Hillside Center | 16 | 16 | 15 | 8 | 0 | 55 |
| Joseph Eddie Ballard Western Kentucky Veterans Cen | 2 | 15 | 26 | 54 | 0 | 97 |
| NHC HealthCare, Madisonville | 10 | 13 | 23 | 34 | 0 | 80 |
| Ridgewood Terrace Nursing Home | 11 | 18 | 32 | 43 | 0 | 104 |
| Tradewater Pointe | 12 | 10 | 14 | 14 | 0 | 50 |
| HOPKINS County Total: | 68 | 100 | 157 | 175 | 0 | 500 |
| LIVINGSTON | | | | | | |
| Salem Springlake Health and Rehabilitation Center | 6 | 11 | 10 | 26 | 0 | 53 |
| LIVINGSTON County Total: | 6 | 11 | 10 | 26 | 0 | 53 |
| LYON | | | | | | |
| Christian Care Center of Kuttawa | 17 | 15 | 10 | 16 | 0 | 58 |
| River's Bend Retirement Community | 4 | 2 | 10 | 23 | 0 | 39 |
| LYON County Total: | 21 | 17 | 20 | 39 | 0 | 97 |
| MUHLENBERG | | | | | | |
| Concordia Nusing and Rehabilitation-Maple | 19 | 21 | 33 | 19 | 0 | 92 |
| Diversicare of Greenville | 5 | 10 | 17 | 26 | 0 | 58 |

2017 ANNUAL KENTUCKY LONG TERM CARE UTILIZATION AND SERVICE REPORT

Table 15 - Facility Resident Age Distribution- Nursing Facility Beds 2017

| ADD / Facility | Under 65 | 65-74 | 75-84 | Over 85 | Unknown | Total |
|---------------------------------------------------------------|-----------------|--------------|--------------|----------------|----------------|--------------|
| Owensboro Health Muhlenberg Community Hospital Long Term Care | 1 | 9 | 11 | 14 | 0 | 35 |
| MUHLENBERG County Total: | 25 | 40 | 61 | 59 | 0 | 185 |
| TODD | | | | | | |
| Hearthstone Place | 11 | 4 | 15 | 16 | 0 | 46 |
| TODD County Total: | 11 | 4 | 15 | 16 | 0 | 46 |
| TRIGG | | | | | | |
| Shady Lawn Nursing and Rehabilitation Center | 8 | 4 | 10 | 9 | 0 | 31 |
| TRIGG County Total: | 8 | 4 | 10 | 9 | 0 | 31 |
| ADD: 2 Total | 220 | 289 | 423 | 496 | 0 | 1,428 |
| ADD: 3 GREEN RIVER | | | | | | |
| DAVIESS | | | | | | |
| Carmel Home | 0 | 1 | 9 | 26 | 0 | 36 |
| Hermitage Care and Rehabilitation Center | 1 | 4 | 18 | 39 | 0 | 62 |
| Owensboro Center | 22 | 29 | 30 | 43 | 0 | 124 |
| Signature Healthcare at Hillcrest | 17 | 19 | 30 | 56 | 0 | 122 |
| The Transitional Care Center of Owensboro | 3 | 7 | 5 | 4 | 0 | 19 |
| Twin Rivers Nursing and Rehab Center | 27 | 43 | 25 | 19 | 0 | 114 |
| Wellington Parc of Owensboro | 0 | 1 | 7 | 11 | 0 | 19 |
| DAVIESS County Total: | 70 | 104 | 124 | 198 | 0 | 496 |
| HANCOCK | | | | | | |
| Heartland Villa Care and Rehabilitation Center Com | 3 | 3 | 18 | 17 | 0 | 41 |
| HANCOCK County Total: | 3 | 3 | 18 | 17 | 0 | 41 |
| HENDERSON | | | | | | |
| Henderson Nursing and Rehabilitation Center | 12 | 20 | 19 | 11 | 0 | 62 |
| Redbanks | 19 | 30 | 60 | 74 | 0 | 183 |
| HENDERSON County Total: | 31 | 50 | 79 | 85 | 0 | 245 |
| MCLEAN | | | | | | |
| Riverside Care & Rehab Ctr | 3 | 15 | 18 | 27 | 0 | 63 |
| MCLEAN County Total: | 3 | 15 | 18 | 27 | 0 | 63 |
| OHIO | | | | | | |
| Beaver Dam Nursing and Rehab Center | 2 | 18 | 17 | 17 | 0 | 54 |
| Fordsville Nursing and Rehabilitation Center | 13 | 28 | 21 | 4 | 0 | 66 |
| Signature Healthcare of Hartford Rehab and Wellness | 15 | 16 | 29 | 34 | 0 | 94 |
| OHIO County Total: | 30 | 62 | 67 | 55 | 0 | 214 |

2017 ANNUAL KENTUCKY LONG TERM CARE UTILIZATION AND SERVICE REPORT

Table 15 - Facility Resident Age Distribution- Nursing Facility Beds 2017

| ADD / Facility | Under 65 | 65-74 | 75-84 | Over 85 | Unknown | Total |
|----------------------------------------------------|-----------------|--------------|--------------|----------------|----------------|--------------|
| UNION | | | | | | |
| Breckinridge Place | 2 | 2 | 4 | 8 | 0 | 16 |
| Morganfield Nursing and Rehabilitation Center | 9 | 9 | 12 | 20 | 0 | 50 |
| UNION County Total: | 11 | 11 | 16 | 28 | 0 | 66 |
| WEBSTER | | | | | | |
| Redbanks Colonial Terrace | 12 | 12 | 24 | 18 | 0 | 66 |
| WEBSTER County Total: | 12 | 12 | 24 | 18 | 0 | 66 |
| ADD: 3 Total | 160 | 257 | 346 | 428 | 0 | 1,191 |
| ADD: 4 BARREN RIVER | | | | | | |
| ALLEN | | | | | | |
| Cal Turner Rehab and Specialty Care | 29 | 13 | 31 | 35 | 0 | 108 |
| ALLEN County Total: | 29 | 13 | 31 | 35 | 0 | 108 |
| BARREN | | | | | | |
| Diversicare of Glasgow | 4 | 11 | 28 | 46 | 0 | 89 |
| Glasgow State Nursing Facility | 14 | 25 | 23 | 8 | 0 | 70 |
| Glenview Health Care Facility | 12 | 8 | 12 | 21 | 0 | 53 |
| NHC HealthCare, Glasgow | 28 | 29 | 44 | 73 | 0 | 174 |
| Signature Healthcare of Glasgow | 12 | 17 | 14 | 16 | 0 | 59 |
| T J Samson Community Hospital Skilled Nursing Unit | 1 | 1 | 5 | 5 | 0 | 12 |
| BARREN County Total: | 71 | 91 | 126 | 169 | 0 | 457 |
| BUTLER | | | | | | |
| Morgantown Care and Rehabilitation Center | 12 | 23 | 32 | 33 | 0 | 100 |
| BUTLER County Total: | 12 | 23 | 32 | 33 | 0 | 100 |
| EDMONSON | | | | | | |
| Edmonson Center | 6 | 10 | 21 | 30 | 0 | 67 |
| EDMONSON County Total: | 6 | 10 | 21 | 30 | 0 | 67 |
| HART | | | | | | |
| Signature Healthcare of Hart County | 9 | 16 | 23 | 38 | 0 | 86 |
| HART County Total: | 9 | 16 | 23 | 38 | 0 | 86 |
| LOGAN | | | | | | |
| Auburn Health Care | 8 | 9 | 11 | 19 | 0 | 47 |
| Creekwood Place Nursing and Rehab Center | 9 | 14 | 28 | 38 | 0 | 89 |
| LOGAN County Total: | 17 | 23 | 39 | 57 | 0 | 136 |
| METCALFE | | | | | | |
| Metcalfe Health Care Center | 10 | 12 | 22 | 23 | 0 | 67 |
| METCALFE County Total: | 10 | 12 | 22 | 23 | 0 | 67 |

2017 ANNUAL KENTUCKY LONG TERM CARE UTILIZATION AND SERVICE REPORT

Table 15 - Facility Resident Age Distribution- Nursing Facility Beds 2017

| ADD / Facility | Under 65 | 65-74 | 75-84 | Over 85 | Unknown | Total |
|----------------------------------------------|-----------------|--------------|--------------|----------------|----------------|--------------|
| MONROE | | | | | | |
| Signature HealthCare of Monroe County Rehab | 8 | 20 | 27 | 37 | 0 | 92 |
| MONROE County Total: | 8 | 20 | 27 | 37 | 0 | 92 |
| SIMPSON | | | | | | |
| Franklin-Simpson Nursing and Rehabilitation | 23 | 18 | 31 | 15 | 0 | 87 |
| SIMPSON County Total: | 23 | 18 | 31 | 15 | 0 | 87 |
| WARREN | | | | | | |
| Bowling Green Nursing and Rehabilitation | 13 | 18 | 10 | 13 | 0 | 54 |
| Christian Health Center, Bowling Green | 1 | 1 | 14 | 4 | 0 | 20 |
| Colonial Center | 1 | 4 | 6 | 33 | 0 | 44 |
| Greenwood Nursing and Rehabilitation | 16 | 26 | 31 | 48 | 0 | 121 |
| Hopkins Center | 3 | 10 | 10 | 24 | 0 | 47 |
| Signature Healthcare Bowling Green | 14 | 36 | 37 | 39 | 0 | 126 |
| WARREN County Total: | 48 | 95 | 108 | 161 | 0 | 412 |
| ADD: 4 Total | 233 | 321 | 460 | 598 | 0 | 1,612 |
| ADD: 5 LINCOLN TRAIL | | | | | | |
| BRECKINRIDGE | | | | | | |
| Breckinridge Memorial Nursing Facility | 0 | 0 | 3 | 14 | 0 | 17 |
| Hardinsburg Nursing and Rehabilitation | 11 | 13 | 22 | 13 | 0 | 59 |
| BRECKINRIDGE County Total: | 11 | 13 | 25 | 27 | 0 | 76 |
| GRAYSON | | | | | | |
| Grayson Manor | 3 | 6 | 18 | 43 | 0 | 70 |
| Spring View Health and Rehab Center | 11 | 8 | 26 | 14 | 0 | 59 |
| GRAYSON County Total: | 14 | 14 | 44 | 57 | 0 | 129 |
| HARDIN | | | | | | |
| Elizabethtown Nursing and Rehab | 6 | 15 | 18 | 18 | 0 | 57 |
| Helmwood Healthcare Center | 2 | 6 | 6 | 36 | 0 | 50 |
| Kensington Center | 21 | 7 | 23 | 25 | 0 | 76 |
| Nursing Facility of Hardin Memorial Hospital | 1 | 1 | 5 | 4 | 0 | 11 |
| Radcliff Veterans Center | 0 | 2 | 6 | 22 | 0 | 30 |
| Signature Healthcare at North Hardin Rehab | 14 | 16 | 38 | 50 | 0 | 118 |
| Signature Healthcare of Elizabethtown | 21 | 9 | 25 | 26 | 0 | 81 |
| HARDIN County Total: | 65 | 56 | 121 | 181 | 0 | 423 |
| LARUE | | | | | | |
| Sunrise Manor Nursing Home | 16 | 18 | 35 | 53 | 0 | 122 |
| LARUE County Total: | 16 | 18 | 35 | 53 | 0 | 122 |

2017 ANNUAL KENTUCKY LONG TERM CARE UTILIZATION AND SERVICE REPORT

Table 15 - Facility Resident Age Distribution- Nursing Facility Beds 2017

| ADD / Facility | Under 65 | 65-74 | 75-84 | Over 85 | Unknown | Total |
|-----------------------------------------------|-----------------|--------------|--------------|----------------|----------------|--------------|
| MARION | | | | | | |
| Cedars Of Lebanon Nursing Center | 16 | 12 | 16 | 17 | 0 | 61 |
| Loretto Motherhouse Infirmary | 0 | 6 | 10 | 37 | 0 | 53 |
| Village of Lebanon II | 1 | 1 | 4 | 10 | 0 | 16 |
| MARION County Total: | 17 | 19 | 30 | 64 | 0 | 130 |
| MEADE | | | | | | |
| Brandenburg Nursing and Rehabilitation | 9 | 11 | 17 | 14 | 0 | 51 |
| MEADE County Total: | 9 | 11 | 17 | 14 | 0 | 51 |
| NELSON | | | | | | |
| Bardstown Health and Rehab | 13 | 18 | 25 | 25 | 0 | 81 |
| Flaget Memorial Hospital NF | 0 | 1 | 3 | 3 | 0 | 7 |
| Signature Healthcare At Colonial Rehab | 14 | 14 | 17 | 11 | 0 | 56 |
| NELSON County Total: | 27 | 33 | 45 | 39 | 0 | 144 |
| WASHINGTON | | | | | | |
| Sansbury Care Center | 0 | 2 | 11 | 33 | 0 | 46 |
| Springfield Nursing and Rehabilitation Center | 15 | 12 | 15 | 11 | 0 | 53 |
| WASHINGTON County Total: | 15 | 14 | 26 | 44 | 0 | 99 |
| ADD: 5 Total | 174 | 178 | 343 | 479 | 0 | 1,174 |
| ADD: 6 KIPDA | | | | | | |
| BULLITT | | | | | | |
| Green Meadows Healthcare Center 1 | 7 | 17 | 25 | 39 | 0 | 88 |
| BULLITT County Total: | 7 | 17 | 25 | 39 | 0 | 88 |
| HENRY | | | | | | |
| Providence New Castle | 5 | 13 | 15 | 23 | 0 | 56 |
| HENRY County Total: | 5 | 13 | 15 | 23 | 0 | 56 |
| JEFFERSON | | | | | | |
| Brownsboro Hills Nursing Home | 13 | 22 | 15 | 12 | 0 | 62 |
| Christian Health Center of Louisville | 20 | 27 | 24 | 4 | 0 | 75 |
| Christian Health Center West | 18 | 17 | 25 | 27 | 0 | 87 |
| Clifton Oaks Care Center | 38 | 17 | 20 | 3 | 0 | 78 |
| Diversicare of Seneca Place | 7 | 12 | 16 | 45 | 0 | 80 |
| Episcopal Church Home | 1 | 6 | 20 | 40 | 0 | 67 |
| Essex Nursing and Rehabilitation Center | 9 | 21 | 36 | 42 | 0 | 108 |
| Forest Springs Health Campus | 1 | 7 | 13 | 23 | 0 | 44 |
| Franciscan Health Care Center | 9 | 20 | 20 | 31 | 0 | 80 |
| Georgetown Manor | 14 | 25 | 33 | 35 | 0 | 107 |

2017 ANNUAL KENTUCKY LONG TERM CARE UTILIZATION AND SERVICE REPORT

Table 15 - Facility Resident Age Distribution- Nursing Facility Beds 2017

| ADD / Facility | Under 65 | 65-74 | 75-84 | Over 85 | Unknown | Total |
|----------------------------------------------------------|-----------------|--------------|--------------|----------------|----------------|--------------|
| Glen Ridge Health Campus | 3 | 9 | 24 | 27 | 0 | 63 |
| Highlands Nursing and Rehabilitation Center (Louisville) | 45 | 45 | 34 | 16 | 0 | 140 |
| Hillcreek Rehabilitation and Care | 47 | 34 | 38 | 30 | 0 | 149 |
| Home of the Innocents | 76 | 0 | 0 | 0 | 0 | 76 |
| Kindred Hospital - Louisville | 32 | 7 | 5 | 0 | 0 | 44 |
| Klondike Center | 14 | 16 | 19 | 5 | 0 | 54 |
| Landmark of Louisville Rehab and Nursing | 78 | 43 | 42 | 62 | 0 | 225 |
| Little Sisters of the Poor - St. Joseph's Home | 0 | 1 | 6 | 28 | 0 | 35 |
| Masonic Home of Louisville | 9 | 19 | 41 | 64 | 0 | 133 |
| Nazareth Home | 1 | 9 | 32 | 73 | 0 | 115 |
| Nazareth Home Clifton | 2 | 9 | 25 | 54 | 0 | 90 |
| Oaklawn Nursing and Rehab | 11 | 16 | 28 | 47 | 0 | 102 |
| Park Terrace Health Campus | 3 | 15 | 22 | 36 | 0 | 76 |
| Providence Louisville East Post Acute | 45 | 23 | 33 | 46 | 0 | 147 |
| Regency Rehabilitation and Nursing Center | 30 | 22 | 16 | 26 | 0 | 94 |
| Regis Woods Care and Rehabilitation Center | 57 | 37 | 40 | 37 | 0 | 171 |
| Rivers Edge Nursing and Rehabilitation Center | 24 | 24 | 27 | 16 | 0 | 91 |
| Signature Health Care of East Louisville | 24 | 33 | 34 | 22 | 0 | 113 |
| Signature Health Care of South Louisville | 14 | 23 | 24 | 22 | 0 | 83 |
| Signature Healthcare At Jefferson Manor Rehab | 9 | 10 | 17 | 32 | 0 | 68 |
| Signature Healthcare at Jefferson Place Rehab | 1 | 7 | 19 | 34 | 0 | 61 |
| Signature Healthcare At Rockford Rehab | 19 | 24 | 22 | 24 | 0 | 89 |
| Signature Healthcare at St's Mary & Elizabeth Hosp | 0 | 4 | 5 | 0 | 0 | 9 |
| Signature Healthcare At Summerfield Rehab | 22 | 28 | 28 | 35 | 0 | 113 |
| Signature Healthcare of Cherokee Park | 6 | 13 | 18 | 23 | 0 | 60 |
| Springhurst Health and Rehab | 8 | 16 | 24 | 35 | 0 | 83 |
| St Matthews Care Center | 10 | 20 | 46 | 35 | 0 | 111 |
| The Forum at Brookside | 0 | 1 | 6 | 25 | 0 | 32 |
| The Good Samaritan Society-Jeffersontown | 3 | 8 | 20 | 43 | 0 | 74 |
| Treyton Oaks Towers | 1 | 3 | 5 | 32 | 0 | 41 |
| Wesley Manor | 3 | 3 | 23 | 32 | 0 | 61 |
| Westminster Terrace | 9 | 14 | 23 | 50 | 0 | 96 |
| Westport Care Center | 24 | 21 | 42 | 25 | 0 | 112 |
| Westport Place Health Campus | 3 | 4 | 10 | 33 | 0 | 50 |
| JEFFERSON County Total: | 763 | 735 | 1,020 | 1,331 | 0 | 3,849 |

2017 ANNUAL KENTUCKY LONG TERM CARE UTILIZATION AND SERVICE REPORT

Table 15 - Facility Resident Age Distribution- Nursing Facility Beds 2017

| ADD / Facility | Under 65 | 65-74 | 75-84 | Over 85 | Unknown | Total |
|--------------------------------------------|-----------------|--------------|--------------|----------------|----------------|--------------|
| OLDHAM | | | | | | |
| Baptist Health La Grange | 1 | 3 | 3 | 8 | 0 | 15 |
| Friendship Manor Nursing Home | 4 | 16 | 80 | 20 | 0 | 120 |
| Providence Richwood | 15 | 19 | 40 | 36 | 0 | 110 |
| OLDHAM County Total: | 20 | 38 | 123 | 64 | 0 | 245 |
| SHELBY | | | | | | |
| Crestview Center | 3 | 6 | 19 | 29 | 0 | 57 |
| Masonic Home of Shelbyville | 4 | 12 | 25 | 57 | 0 | 98 |
| SHELBY County Total: | 7 | 18 | 44 | 86 | 0 | 155 |
| SPENCER | | | | | | |
| Signature Health Care of Spencer County | 12 | 12 | 34 | 38 | 0 | 96 |
| SPENCER County Total: | 12 | 12 | 34 | 38 | 0 | 96 |
| TRIMBLE | | | | | | |
| Signature Health Care of Trimble County | 9 | 11 | 19 | 16 | 0 | 55 |
| TRIMBLE County Total: | 9 | 11 | 19 | 16 | 0 | 55 |
| ADD: 6 Total | 823 | 844 | 1,280 | 1,597 | 0 | 4,544 |
| ADD: 7 NORTHERN KY | | | | | | |
| BOONE | | | | | | |
| Bridgepoint Care and Rehabilitation Center | 49 | 38 | 27 | 17 | 0 | 131 |
| Florence Park Care Center | 5 | 29 | 28 | 78 | 0 | 140 |
| St Elizabeth Florence SNF | 0 | 3 | 5 | 5 | 0 | 13 |
| BOONE County Total: | 54 | 70 | 60 | 100 | 0 | 284 |
| CAMPBELL | | | | | | |
| Baptist Convalescent Center | 6 | 5 | 15 | 47 | 0 | 73 |
| Carmel Manor | 0 | 3 | 29 | 57 | 0 | 89 |
| Coldspring Transitional Care Center | 18 | 35 | 43 | 34 | 0 | 130 |
| Highlandspring of Ft Thomas | 4 | 23 | 44 | 61 | 0 | 132 |
| St Elizabeth FT Thomas SNF | 2 | 6 | 3 | 5 | 0 | 16 |
| CAMPBELL County Total: | 30 | 72 | 134 | 204 | 0 | 440 |
| CARROLL | | | | | | |
| Signature Healthcare of Carrollton Rehab | 15 | 11 | 22 | 21 | 0 | 69 |
| CARROLL County Total: | 15 | 11 | 22 | 21 | 0 | 69 |
| GALLATIN | | | | | | |
| Providence Gallatin | 6 | 16 | 33 | 45 | 0 | 100 |
| GALLATIN County Total: | 6 | 16 | 33 | 45 | 0 | 100 |

2017 ANNUAL KENTUCKY LONG TERM CARE UTILIZATION AND SERVICE REPORT

Table 15 - Facility Resident Age Distribution- Nursing Facility Beds 2017

| ADD / Facility | Under 65 | 65-74 | 75-84 | Over 85 | Unknown | Total |
|--------------------------------------------------|-----------------|--------------|--------------|----------------|----------------|--------------|
| GRANT | | | | | | |
| Grant Center | 26 | 21 | 25 | 22 | 0 | 94 |
| GRANT County Total: | 26 | 21 | 25 | 22 | 0 | 94 |
| KENTON | | | | | | |
| Emerald Trace | 0 | 7 | 28 | 15 | 0 | 50 |
| Madonna Manor | 1 | 8 | 17 | 24 | 0 | 50 |
| Rosedale Green | 7 | 19 | 43 | 84 | 0 | 153 |
| The Pavilion at Kenton | 26 | 17 | 13 | 18 | 0 | 74 |
| Village Care Center | 5 | 10 | 26 | 54 | 0 | 95 |
| Villaspring of Erlanger | 7 | 28 | 48 | 50 | 0 | 133 |
| Woodcrest Nursing and Rehabilitation Center | 14 | 24 | 25 | 40 | 0 | 103 |
| KENTON County Total: | 60 | 113 | 200 | 285 | 0 | 658 |
| OWEN | | | | | | |
| Owenton Center | 19 | 24 | 17 | 31 | 0 | 91 |
| OWEN County Total: | 19 | 24 | 17 | 31 | 0 | 91 |
| PENDLETON | | | | | | |
| River Valley Nursing Home | 5 | 3 | 23 | 27 | 0 | 58 |
| PENDLETON County Total: | 5 | 3 | 23 | 27 | 0 | 58 |
| ADD: 7 Total | 215 | 330 | 514 | 735 | 0 | 1,794 |
| ADD: 8 BUFFALO TRACE | | | | | | |
| BRACKEN | | | | | | |
| Bracken County Nursing and Rehabilitation Center | 7 | 7 | 9 | 7 | 0 | 30 |
| BRACKEN County Total: | 7 | 7 | 9 | 7 | 0 | 30 |
| FLEMING | | | | | | |
| Pioneer Trace Nursing Home | 5 | 11 | 34 | 37 | 0 | 87 |
| FLEMING County Total: | 5 | 11 | 34 | 37 | 0 | 87 |
| LEWIS | | | | | | |
| Vanceburg Rehabilitation and Care | 25 | 20 | 16 | 18 | 0 | 79 |
| LEWIS County Total: | 25 | 20 | 16 | 18 | 0 | 79 |
| MASON | | | | | | |
| Maysville Nursing and Rehabilitation Facility | 10 | 16 | 44 | 59 | 0 | 129 |
| MASON County Total: | 10 | 16 | 44 | 59 | 0 | 129 |
| ROBERTSON | | | | | | |
| Robertson County Health Care Facility | 7 | 6 | 13 | 28 | 0 | 54 |
| ROBERTSON County Total: | 7 | 6 | 13 | 28 | 0 | 54 |
| ADD: 8 Total | 54 | 60 | 116 | 149 | 0 | 379 |

2017 ANNUAL KENTUCKY LONG TERM CARE UTILIZATION AND SERVICE REPORT

Table 15 - Facility Resident Age Distribution- Nursing Facility Beds 2017

| ADD / Facility | Under 65 | 65-74 | 75-84 | Over 85 | Unknown | Total |
|------------------------------------------------|-----------|-----------|------------|------------|----------|------------|
| ADD: 9 GATEWAY | | | | | | |
| BATH | | | | | | |
| Ridgeway Nursing and Rehabilitation | 12 | 18 | 28 | 30 | 0 | 88 |
| BATH County Total: | 12 | 18 | 28 | 30 | 0 | 88 |
| MENIFEE | | | | | | |
| Edgewood Estates | 2 | 12 | 23 | 15 | 0 | 52 |
| MENIFEE County Total: | 2 | 12 | 23 | 15 | 0 | 52 |
| MONTGOMERY | | | | | | |
| Windsor Care Center | 9 | 19 | 45 | 54 | 0 | 127 |
| MONTGOMERY County Total: | 9 | 19 | 45 | 54 | 0 | 127 |
| MORGAN | | | | | | |
| West Liberty Nursing and Rehabilitation Center | 7 | 9 | 10 | 20 | 0 | 46 |
| MORGAN County Total: | 7 | 9 | 10 | 20 | 0 | 46 |
| ROWAN | | | | | | |
| Life Care Center of Morehead | 19 | 15 | 33 | 25 | 0 | 92 |
| St Claire Medical Center TCU | 1 | 1 | 3 | 1 | 0 | 6 |
| ROWAN County Total: | 20 | 16 | 36 | 26 | 0 | 98 |
| ADD: 9 Total | 50 | 74 | 142 | 145 | 0 | 411 |
| ADD: 10 FIVCO | | | | | | |
| BOYD | | | | | | |
| Boyd Nursing and Rehabilitation Center | 13 | 15 | 12 | 18 | 0 | 58 |
| King's Daughters Medical Center | 6 | 0 | 5 | 3 | 0 | 14 |
| Kingsbrook Lifecare Center | 12 | 18 | 41 | 61 | 0 | 132 |
| Woodland Oaks Health Care Facility | 3 | 17 | 39 | 48 | 0 | 107 |
| BOYD County Total: | 34 | 50 | 97 | 130 | 0 | 311 |
| CARTER | | | | | | |
| Carter Nursing and Rehabilitation Center | 17 | 24 | 45 | 27 | 0 | 113 |
| CARTER County Total: | 17 | 24 | 45 | 27 | 0 | 113 |
| ELLIOTT | | | | | | |
| Elliott Nursing and Rehabilitation Center | 5 | 6 | 24 | 32 | 0 | 67 |
| ELLIOTT County Total: | 5 | 6 | 24 | 32 | 0 | 67 |
| GREENUP | | | | | | |
| Oakmont Manor | 6 | 13 | 28 | 29 | 0 | 76 |
| South Shore Nursing and Rehabilitation Center | 15 | 12 | 13 | 13 | 0 | 53 |
| Wurtland Nursing and Rehabilitation Center | 23 | 38 | 21 | 29 | 0 | 111 |
| GREENUP County Total: | 44 | 63 | 62 | 71 | 0 | 240 |

2017 ANNUAL KENTUCKY LONG TERM CARE UTILIZATION AND SERVICE REPORT

Table 15 - Facility Resident Age Distribution- Nursing Facility Beds 2017

| ADD / Facility | Under 65 | 65-74 | 75-84 | Over 85 | Unknown | Total |
|--------------------------------------------------------|-----------------|--------------|--------------|----------------|----------------|--------------|
| LAWRENCE | | | | | | |
| The Jordan Center | 27 | 17 | 28 | 15 | 0 | 87 |
| LAWRENCE County Total: | 27 | 17 | 28 | 15 | 0 | 87 |
| ADD: 10 Total | 127 | 160 | 256 | 275 | 0 | 818 |
| ADD: 11 BIG SANDY | | | | | | |
| FLOYD | | | | | | |
| Highlands Regional Medical Center (Prestonsburg) | 0 | 0 | 0 | 0 | 0 | 0 |
| Prestonsburg Health Care Center | 5 | 15 | 19 | 13 | 0 | 52 |
| Riverview Health Care Center | 14 | 24 | 36 | 43 | 0 | 117 |
| FLOYD County Total: | 19 | 39 | 55 | 56 | 0 | 169 |
| JOHNSON | | | | | | |
| Mountain Manor of Paintsville | 15 | 15 | 22 | 41 | 0 | 93 |
| JOHNSON County Total: | 15 | 15 | 22 | 41 | 0 | 93 |
| MAGOFFIN | | | | | | |
| Salyersville Nursing and Rehabilitation Center | 28 | 26 | 37 | 24 | 0 | 115 |
| MAGOFFIN County Total: | 28 | 26 | 37 | 24 | 0 | 115 |
| MARTIN | | | | | | |
| Martin County Health Care Facility | 6 | 9 | 23 | 15 | 0 | 53 |
| MARTIN County Total: | 6 | 9 | 23 | 15 | 0 | 53 |
| PIKE | | | | | | |
| Good Shepherd Community Nursing Center | 19 | 20 | 22 | 22 | 0 | 83 |
| Mountain View Health Care Center | 24 | 21 | 22 | 16 | 0 | 83 |
| Parkview Nursing and Rehabilitation Center (Pikeville) | 32 | 26 | 30 | 21 | 0 | 109 |
| Signature Health Care of Pikeville | 12 | 16 | 33 | 29 | 0 | 90 |
| Williamson ARH Nursing Facility | 6 | 0 | 6 | 10 | 0 | 22 |
| PIKE County Total: | 93 | 83 | 113 | 98 | 0 | 387 |
| ADD: 11 Total | 161 | 172 | 250 | 234 | 0 | 817 |
| ADD: 12 KY RIVER | | | | | | |
| BREATHITT | | | | | | |
| Nim Henson Geriatric Center | 17 | 13 | 27 | 17 | 0 | 74 |
| BREATHITT County Total: | 17 | 13 | 27 | 17 | 0 | 74 |
| KNOTT | | | | | | |
| Knott County Health and Rehabilitation Center | 15 | 33 | 23 | 21 | 0 | 92 |
| KNOTT County Total: | 15 | 33 | 23 | 21 | 0 | 92 |

2017 ANNUAL KENTUCKY LONG TERM CARE UTILIZATION AND SERVICE REPORT

Table 15 - Facility Resident Age Distribution- Nursing Facility Beds 2017

| ADD / Facility | Under 65 | 65-74 | 75-84 | Over 85 | Unknown | Total |
|-----------------------------------------------|-----------------|--------------|--------------|----------------|----------------|--------------|
| LEE | | | | | | |
| Lee County Care and Rehabilitation Center | 5 | 62 | 27 | 10 | 0 | 104 |
| LEE County Total: | 5 | 62 | 27 | 10 | 0 | 104 |
| LESLIE | | | | | | |
| Hyden Health and Rehabilitation Center | 21 | 23 | 36 | 12 | 0 | 92 |
| LESLIE County Total: | 21 | 23 | 36 | 12 | 0 | 92 |
| LETCHER | | | | | | |
| Letcher Manor | 29 | 27 | 36 | 26 | 0 | 118 |
| LETCHER County Total: | 29 | 27 | 36 | 26 | 0 | 118 |
| OWSLEY | | | | | | |
| Owsley County Health Care Center | 15 | 25 | 25 | 15 | 0 | 80 |
| OWSLEY County Total: | 15 | 25 | 25 | 15 | 0 | 80 |
| PERRY | | | | | | |
| Hazard Health and Rehabilitation Center | 60 | 38 | 53 | 40 | 0 | 191 |
| Paul E Patton Eastern Ky Veterans Center | 6 | 27 | 44 | 35 | 0 | 112 |
| PERRY County Total: | 66 | 65 | 97 | 75 | 0 | 303 |
| WOLFE | | | | | | |
| Wolfe County Health and Rehabilitation Center | 10 | 15 | 42 | 33 | 0 | 100 |
| WOLFE County Total: | 10 | 15 | 42 | 33 | 0 | 100 |
| ADD: 12 Total | 178 | 263 | 313 | 209 | 0 | 963 |
| ADD: 13 CUMBERLAND VALLEY | | | | | | |
| BELL | | | | | | |
| Middlesboro Nursing and Rehab | 4 | 10 | 29 | 51 | 0 | 94 |
| Mountain View Nursing and Rehab Ctr | 8 | 28 | 24 | 15 | 0 | 75 |
| Pineville Community Hospital | 0 | 0 | 0 | 0 | 0 | 0 |
| BELL County Total: | 12 | 38 | 53 | 66 | 0 | 169 |
| CLAY | | | | | | |
| Laurel Creek Health Care Center | 9 | 29 | 41 | 17 | 0 | 96 |
| CLAY County Total: | 9 | 29 | 41 | 17 | 0 | 96 |
| HARLAN | | | | | | |
| Harlan Health and Rehabilitation Center | 34 | 36 | 39 | 33 | 0 | 142 |
| Tri-Cities Nursing and Rehabilitation Center | 16 | 10 | 32 | 17 | 0 | 75 |
| HARLAN County Total: | 50 | 46 | 71 | 50 | 0 | 217 |
| JACKSON | | | | | | |
| Signature HealthCare at Jackson Manor | 9 | 9 | 19 | 12 | 0 | 49 |
| JACKSON County Total: | 9 | 9 | 19 | 12 | 0 | 49 |

2017 ANNUAL KENTUCKY LONG TERM CARE UTILIZATION AND SERVICE REPORT

Table 15 - Facility Resident Age Distribution- Nursing Facility Beds 2017

| ADD / Facility | Under 65 | 65-74 | 75-84 | Over 85 | Unknown | Total |
|---------------------------------------------------|-----------------|--------------|--------------|----------------|----------------|--------------|
| KNOX | | | | | | |
| Barbourville Health and Rehabilitation Center | 19 | 33 | 43 | 40 | 0 | 135 |
| Christian Health Center - Corbin | 6 | 8 | 39 | 38 | 0 | 91 |
| KNOX County Total: | 25 | 41 | 82 | 78 | 0 | 226 |
| LAUREL | | | | | | |
| Hillcrest Health and Rehabilitation Center | 24 | 28 | 45 | 19 | 0 | 116 |
| Laurel Heights Home for the Elderly | 7 | 20 | 48 | 64 | 0 | 139 |
| LAUREL County Total: | 31 | 48 | 93 | 83 | 0 | 255 |
| ROCKCASTLE | | | | | | |
| Rockcastle Health and Rehabilitation Center | 9 | 15 | 33 | 29 | 0 | 86 |
| Rockcastle Regional Hospital and Respiratory Care | 70 | 28 | 17 | 1 | 0 | 116 |
| ROCKCASTLE County Total: | 79 | 43 | 50 | 30 | 0 | 202 |
| WHITLEY | | | | | | |
| Corbin Health and Rehabilitation Center | 23 | 23 | 28 | 22 | 0 | 96 |
| The Heritage | 6 | 11 | 30 | 32 | 0 | 79 |
| Williamsburg Health and Rehabilitation Center | 15 | 26 | 39 | 43 | 0 | 123 |
| WHITLEY County Total: | 44 | 60 | 97 | 97 | 0 | 298 |
| ADD: 13 Total | 259 | 314 | 506 | 433 | 0 | 1,512 |
| ADD: 14 LAKE CUMBERLAND | | | | | | |
| ADAIR | | | | | | |
| Signature Healthcare At Summit Manor Rehab | 8 | 19 | 33 | 35 | 0 | 95 |
| ADAIR County Total: | 8 | 19 | 33 | 35 | 0 | 95 |
| CASEY | | | | | | |
| Liberty Care and Rehabilitation Center | 3 | 17 | 20 | 48 | 0 | 88 |
| CASEY County Total: | 3 | 17 | 20 | 48 | 0 | 88 |
| CLINTON | | | | | | |
| Clinton County Care and Rehabilitation Center | 8 | 8 | 18 | 13 | 0 | 47 |
| CLINTON County Total: | 8 | 8 | 18 | 13 | 0 | 47 |
| CUMBERLAND | | | | | | |
| Cumberland Valley Manor | 12 | 16 | 25 | 26 | 0 | 79 |
| CUMBERLAND County Total: | 12 | 16 | 25 | 26 | 0 | 79 |
| GREEN | | | | | | |
| Green Hill Rehabilitation and Care | 11 | 23 | 33 | 42 | 0 | 109 |
| McDowell Skilled Nursing Facility | 0 | 0 | 0 | 0 | 0 | 0 |
| GREEN County Total: | 11 | 23 | 33 | 42 | 0 | 109 |

2017 ANNUAL KENTUCKY LONG TERM CARE UTILIZATION AND SERVICE REPORT

Table 15 - Facility Resident Age Distribution- Nursing Facility Beds 2017

| ADD / Facility | Under 65 | 65-74 | 75-84 | Over 85 | Unknown | Total |
|------------------------------------------------------|------------|------------|------------|------------|----------|--------------|
| MCCREARY | | | | | | |
| Signature Healthcare of McCreary County Rehab | 7 | 8 | 24 | 13 | 0 | 52 |
| MCCREARY County Total: | 7 | 8 | 24 | 13 | 0 | 52 |
| PULASKI | | | | | | |
| Cumberland Nursing and Rehabilitation Center | 6 | 18 | 27 | 31 | 0 | 82 |
| Lake Cumberland Regional Hospital | 3 | 0 | 3 | 5 | 0 | 11 |
| Somerset Nursing and Rehabilitation Facility | 6 | 14 | 46 | 50 | 0 | 116 |
| Somerwoods Nursing and Rehabilitation | 17 | 24 | 35 | 50 | 0 | 126 |
| PULASKI County Total: | 32 | 56 | 111 | 136 | 0 | 335 |
| RUSSELL | | | | | | |
| Fair Oaks Health Systems | 10 | 14 | 37 | 53 | 0 | 114 |
| RUSSELL County Total: | 10 | 14 | 37 | 53 | 0 | 114 |
| TAYLOR | | | | | | |
| Campbellsville Nursing and Rehabilitation | 2 | 10 | 16 | 26 | 0 | 54 |
| The Grandview Nursing and Rehabilitation Facility | 2 | 10 | 23 | 39 | 0 | 74 |
| TAYLOR County Total: | 4 | 20 | 39 | 65 | 0 | 128 |
| WAYNE | | | | | | |
| Hicks' Golden Years Nursing Home | 10 | 7 | 20 | 20 | 0 | 57 |
| WAYNE County Total: | 10 | 7 | 20 | 20 | 0 | 57 |
| ADD: 14 Total | 105 | 188 | 360 | 451 | 0 | 1,104 |
| ADD: 15 BLUEGRASS | | | | | | |
| ANDERSON | | | | | | |
| Signature Healthcare at Heritage Hall Rehab | 11 | 8 | 23 | 40 | 0 | 82 |
| ANDERSON County Total: | 11 | 8 | 23 | 40 | 0 | 82 |
| BOURBON | | | | | | |
| Bourbon Heights | 7 | 13 | 23 | 21 | 0 | 64 |
| BOURBON County Total: | 7 | 13 | 23 | 21 | 0 | 64 |
| BOYLE | | | | | | |
| Charleston Health Care Center | 3 | 5 | 28 | 52 | 0 | 88 |
| Danville Center For Health | 16 | 14 | 34 | 37 | 0 | 101 |
| Ephraim McDowell Regional Medical Center | 0 | 0 | 0 | 0 | 0 | 0 |
| BOYLE County Total: | 19 | 19 | 62 | 89 | 0 | 189 |
| CLARK | | | | | | |
| Clark Regional Medical Center Transitional Care Unit | 1 | 2 | 3 | 8 | 0 | 14 |
| Fountain Circle Care and Rehab Ctr | 22 | 38 | 45 | 33 | 0 | 138 |
| CLARK County Total: | 23 | 40 | 48 | 41 | 0 | 152 |

2017 ANNUAL KENTUCKY LONG TERM CARE UTILIZATION AND SERVICE REPORT

Table 15 - Facility Resident Age Distribution- Nursing Facility Beds 2017

| ADD / Facility | Under 65 | 65-74 | 75-84 | Over 85 | Unknown | Total |
|----------------------------------------------------|-----------------|--------------|--------------|----------------|----------------|--------------|
| ESTILL | | | | | | |
| Irvine Nursing and Rehabilitation | 17 | 16 | 25 | 26 | 0 | 84 |
| ESTILL County Total: | 17 | 16 | 25 | 26 | 0 | 84 |
| FAYETTE | | | | | | |
| Bluegrass Care and Rehabilitation Center | 14 | 20 | 29 | 28 | 0 | 91 |
| Brookdale Richmond Place SNF | 7 | 13 | 26 | 43 | 0 | 89 |
| Cambridge Place | 16 | 28 | 29 | 26 | 0 | 99 |
| Cardinal Hill Rehab Unit | 1 | 9 | 10 | 13 | 0 | 33 |
| Eastern State Hosp Long Term Acquired Brain Injury | 12 | 2 | 2 | 0 | 0 | 16 |
| Lexington Country Place | 4 | 4 | 4 | 71 | 0 | 83 |
| Mayfair Manor | 18 | 11 | 17 | 39 | 0 | 85 |
| Northpoint Lexington Healthcare Center | 19 | 16 | 56 | 50 | 0 | 141 |
| Providence Homestead | 13 | 19 | 42 | 51 | 0 | 125 |
| Providence Pine Meadows | 17 | 17 | 32 | 45 | 0 | 111 |
| Rose Manor Health Care | 1 | 5 | 9 | 18 | 0 | 33 |
| Sayre Christian Village Nursing Home | 2 | 15 | 29 | 70 | 0 | 116 |
| Signature Healthcare At Tanbark Rehab | 2 | 1 | 12 | 13 | 0 | 28 |
| The Willows At Fritz Farm | 2 | 7 | 11 | 22 | 0 | 42 |
| The Willows at Hamburg | 1 | 4 | 7 | 35 | 0 | 47 |
| Willows at Citation | 2 | 4 | 13 | 27 | 0 | 46 |
| FAYETTE County Total: | 131 | 175 | 328 | 551 | 0 | 1,185 |
| FRANKLIN | | | | | | |
| Bradford Square Rehabilitation and Nursing Center | 16 | 24 | 27 | 28 | 0 | 95 |
| Frankfort Care and Rehabilitation | 12 | 18 | 28 | 29 | 0 | 87 |
| FRANKLIN County Total: | 28 | 42 | 55 | 57 | 0 | 182 |
| GARRARD | | | | | | |
| Christian Care Center of Lancaster | 12 | 17 | 35 | 30 | 0 | 94 |
| GARRARD County Total: | 12 | 17 | 35 | 30 | 0 | 94 |
| HARRISON | | | | | | |
| Cedar Ridge Health Campus | 1 | 7 | 16 | 24 | 0 | 48 |
| Edgemont Healthcare | 15 | 17 | 14 | 9 | 0 | 55 |
| Grand Haven Nursing Home | 13 | 9 | 13 | 16 | 0 | 51 |
| HARRISON County Total: | 29 | 33 | 43 | 49 | 0 | 154 |
| JESSAMINE | | | | | | |
| Diversicare of Nicholasville | 6 | 16 | 21 | 21 | 0 | 64 |

2017 ANNUAL KENTUCKY LONG TERM CARE UTILIZATION AND SERVICE REPORT

Table 15 - Facility Resident Age Distribution- Nursing Facility Beds 2017

| ADD / Facility | Under 65 | 65-74 | 75-84 | Over 85 | Unknown | Total |
|-------------------------------------------------|-----------------|--------------|--------------|----------------|----------------|---------------|
| Thomson Hood Veterans Center | 10 | 32 | 35 | 75 | 0 | 152 |
| JESSAMINE County Total: | 16 | 48 | 56 | 96 | 0 | 216 |
| LINCOLN | | | | | | |
| Stanford Care and Rehab | 12 | 26 | 32 | 44 | 0 | 114 |
| LINCOLN County Total: | 12 | 26 | 32 | 44 | 0 | 114 |
| MADISON | | | | | | |
| Berea Health Care Center | 9 | 12 | 17 | 42 | 0 | 80 |
| Kenwood Health and Rehabilitation Center | 9 | 16 | 25 | 34 | 0 | 84 |
| Madison Health and Rehabilitation Center | 4 | 40 | 32 | 13 | 0 | 89 |
| The Terrace Nursing and Rehabilitation Facility | 3 | 8 | 27 | 63 | 0 | 101 |
| MADISON County Total: | 25 | 76 | 101 | 152 | 0 | 354 |
| MERCER | | | | | | |
| Harrodsburg Health & Rehab Ctr | 15 | 23 | 37 | 24 | 0 | 99 |
| The Willows at Harrodsburg | 1 | 3 | 11 | 17 | 0 | 32 |
| MERCER County Total: | 16 | 26 | 48 | 41 | 0 | 131 |
| NICHOLAS | | | | | | |
| Johnson Mathers Nursing Home | 10 | 12 | 25 | 33 | 0 | 80 |
| NICHOLAS County Total: | 10 | 12 | 25 | 33 | 0 | 80 |
| POWELL | | | | | | |
| Stanton Nursing and Rehabilitation Center | 18 | 19 | 18 | 18 | 0 | 73 |
| POWELL County Total: | 18 | 19 | 18 | 18 | 0 | 73 |
| SCOTT | | | | | | |
| Dover Manor | 1 | 6 | 23 | 48 | 0 | 78 |
| Signature Healthcare of Georgetown | 7 | 16 | 17 | 14 | 0 | 54 |
| SCOTT County Total: | 8 | 22 | 40 | 62 | 0 | 132 |
| WOODFORD | | | | | | |
| The Homeplace At Midway | 1 | 1 | 10 | 10 | 0 | 22 |
| WOODFORD County Total: | 1 | 1 | 10 | 10 | 0 | 22 |
| ADD: 15 Total | 383 | 593 | 972 | 1,360 | 0 | 3,308 |
| Statewide Total | 3,320 | 4,274 | 6,660 | 8,095 | 0 | 22,349 |

2017 ANNUAL KENTUCKY LONG TERM CARE UTILIZATION AND SERVICE REPORT

Table 16 - Facility Resident Age Distribution- Personal Care Beds 2017

| ADD / Facility | Under 65 | 65-74 | 75-84 | Over 85 | Unknown | Total |
|----------------------------------------------------|-----------------|--------------|--------------|----------------|----------------|--------------|
| ADD: 1 PURCHASE | | | | | | |
| CALLOWAY | | | | | | |
| Fern Terrace of Murray | 10 | 20 | 23 | 14 | 0 | 67 |
| Gardens At Hickory Woods | 0 | 1 | 8 | 6 | 0 | 15 |
| CALLOWAY County Total: | 10 | 21 | 31 | 20 | 0 | 82 |
| CARLISLE | | | | | | |
| Countryside Center | 3 | 0 | 2 | 3 | 0 | 8 |
| CARLISLE County Total: | 3 | 0 | 2 | 3 | 0 | 8 |
| GRAVES | | | | | | |
| Autumn Ridge Personal Care | 0 | 0 | 0 | 0 | 0 | 0 |
| Fern Terrace of Mayfield | 152 | 42 | 2 | 0 | 0 | 196 |
| GRAVES County Total: | 152 | 42 | 2 | 0 | 0 | 196 |
| HICKMAN | | | | | | |
| Clinton Hickman County Nursing Facility | 1 | 3 | 0 | 1 | 0 | 5 |
| Clinton Place | 1 | 0 | 1 | 3 | 0 | 5 |
| HICKMAN County Total: | 2 | 3 | 1 | 4 | 0 | 10 |
| MCCRACKEN | | | | | | |
| Gaither Suites at West Park | 0 | 1 | 5 | 21 | 0 | 27 |
| MCCRACKEN County Total: | 0 | 1 | 5 | 21 | 0 | 27 |
| ADD: 1 Total | 167 | 67 | 41 | 48 | 0 | 323 |
| ADD: 2 PENNYRILE | | | | | | |
| CALDWELL | | | | | | |
| Highland Homes, Inc. | 62 | 12 | 2 | 0 | 0 | 76 |
| CALDWELL County Total: | 62 | 12 | 2 | 0 | 0 | 76 |
| CHRISTIAN | | | | | | |
| Christian County Manor | 31 | 3 | 0 | 0 | 0 | 34 |
| Christian Health Center, Hopkinsville | 0 | 0 | 1 | 1 | 0 | 2 |
| Pennyrile Home | 44 | 21 | 12 | 2 | 0 | 79 |
| CHRISTIAN County Total: | 75 | 24 | 13 | 3 | 0 | 115 |
| CRITTENDEN | | | | | | |
| Crittenden County Health and Rehabilitation Center | 0 | 0 | 0 | 0 | 0 | 0 |
| CRITTENDEN County Total: | 0 | 0 | 0 | 0 | 0 | 0 |
| HOPKINS | | | | | | |
| The Homestead | 33 | 18 | 2 | 0 | 0 | 53 |
| The Oaks PCH/Madisonville | 43 | 1 | 1 | 0 | 0 | 45 |
| HOPKINS County Total: | 76 | 19 | 3 | 0 | 0 | 98 |

2017 ANNUAL KENTUCKY LONG TERM CARE UTILIZATION AND SERVICE REPORT

Table 16 - Facility Resident Age Distribution- Personal Care Beds 2017

| ADD / Facility | Under 65 | 65-74 | 75-84 | Over 85 | Unknown | Total |
|-------------------------------------|-----------------|--------------|--------------|----------------|----------------|--------------|
| LYON | | | | | | |
| River's Bend Retirement Community | 0 | 3 | 2 | 3 | 0 | 8 |
| LYON County Total: | 0 | 3 | 2 | 3 | 0 | 8 |
| MUHLENBERG | | | | | | |
| Diversicare of Greenville | 1 | 3 | 1 | 3 | 0 | 8 |
| Sparks Nursing Center | 23 | 24 | 13 | 11 | 0 | 71 |
| MUHLENBERG County Total: | 24 | 27 | 14 | 14 | 0 | 79 |
| TRIGG | | | | | | |
| Better Senior Living | 41 | 12 | 8 | 2 | 0 | 63 |
| TRIGG County Total: | 41 | 12 | 8 | 2 | 0 | 63 |
| ADD: 2 Total | 278 | 97 | 42 | 22 | 0 | 439 |
| ADD: 3 GREEN RIVER | | | | | | |
| DAVIESS | | | | | | |
| Bishop Soenneker Home | 19 | 12 | 10 | 12 | 0 | 53 |
| Carmel Home | 0 | 2 | 11 | 64 | 0 | 77 |
| Davco Rest Home | 67 | 19 | 2 | 0 | 0 | 88 |
| Fern Terrace of Owensboro | 29 | 20 | 7 | 6 | 0 | 62 |
| Owensboro Center | 3 | 3 | 1 | 1 | 0 | 8 |
| DAVIESS County Total: | 118 | 56 | 31 | 83 | 0 | 288 |
| HANCOCK | | | | | | |
| The Oaks PCH/Lewisport | 41 | 4 | 1 | 0 | 0 | 46 |
| HANCOCK County Total: | 41 | 4 | 1 | 0 | 0 | 46 |
| HENDERSON | | | | | | |
| Henderson Manor | 29 | 4 | 1 | 1 | 0 | 35 |
| HENDERSON County Total: | 29 | 4 | 1 | 1 | 0 | 35 |
| MCLEAN | | | | | | |
| Sunny Acres | 20 | 5 | 0 | 0 | 0 | 25 |
| MCLEAN County Total: | 20 | 5 | 0 | 0 | 0 | 25 |
| OHIO | | | | | | |
| Beaver Dam Nursing and Rehab Center | 3 | 9 | 7 | 2 | 0 | 21 |
| OHIO County Total: | 3 | 9 | 7 | 2 | 0 | 21 |
| UNION | | | | | | |
| Breckinridge Place | 0 | 2 | 0 | 0 | 0 | 2 |
| UNION County Total: | 0 | 2 | 0 | 0 | 0 | 2 |
| ADD: 3 Total | 211 | 80 | 40 | 86 | 0 | 417 |

2017 ANNUAL KENTUCKY LONG TERM CARE UTILIZATION AND SERVICE REPORT

Table 16 - Facility Resident Age Distribution- Personal Care Beds 2017

| ADD / Facility | Under 65 | 65-74 | 75-84 | Over 85 | Unknown | Total |
|--------------------------------------------|-----------------|--------------|--------------|----------------|----------------|--------------|
| ADD: 4 BARREN RIVER | | | | | | |
| ALLEN | | | | | | |
| Cornerstone Manor | 28 | 4 | 1 | 0 | 0 | 33 |
| Scottsville Manor | 23 | 5 | 0 | 1 | 0 | 29 |
| ALLEN County Total: | 51 | 9 | 1 | 1 | 0 | 62 |
| BARREN | | | | | | |
| NHC HealthCare, Glasgow | 1 | 2 | 1 | 1 | 0 | 5 |
| BARREN County Total: | 1 | 2 | 1 | 1 | 0 | 5 |
| EDMONSON | | | | | | |
| Edmonson Center | 2 | 3 | 3 | 0 | 0 | 8 |
| EDMONSON County Total: | 2 | 3 | 3 | 0 | 0 | 8 |
| HART | | | | | | |
| Hart County Manor | 35 | 12 | 3 | 1 | 0 | 51 |
| HART County Total: | 35 | 12 | 3 | 1 | 0 | 51 |
| METCALFE | | | | | | |
| Harper's Home for the Aged | 13 | 8 | 2 | 0 | 0 | 23 |
| Metcalf Health Care Center | 1 | 5 | 3 | 3 | 0 | 12 |
| METCALFE County Total: | 14 | 13 | 5 | 3 | 0 | 35 |
| SIMPSON | | | | | | |
| Lewis Memorial Methodist Home | 2 | 4 | 10 | 3 | 0 | 19 |
| SIMPSON County Total: | 2 | 4 | 10 | 3 | 0 | 19 |
| WARREN | | | | | | |
| Christian Health Center, Bowling Green | 0 | 5 | 14 | 32 | 0 | 51 |
| Fern Terrace of Bowling Green | 95 | 10 | 8 | 0 | 0 | 113 |
| The Haven At Massey Springs | 0 | 2 | 7 | 5 | 0 | 14 |
| WARREN County Total: | 95 | 17 | 29 | 37 | 0 | 178 |
| ADD: 4 Total | 200 | 60 | 52 | 46 | 0 | 358 |
| ADD: 5 LINCOLN TRAIL | | | | | | |
| GRAYSON | | | | | | |
| Grayson Manor | 0 | 6 | 6 | 9 | 0 | 21 |
| GRAYSON County Total: | 0 | 6 | 6 | 9 | 0 | 21 |
| HARDIN | | | | | | |
| Signature Healthcare at North Hardin Rehab | 0 | 1 | 0 | 1 | 0 | 2 |
| HARDIN County Total: | 0 | 1 | 0 | 1 | 0 | 2 |
| MARION | | | | | | |
| Loretto Motherhouse Infirmary | 0 | 0 | 8 | 16 | 0 | 24 |

2017 ANNUAL KENTUCKY LONG TERM CARE UTILIZATION AND SERVICE REPORT

Table 16 - Facility Resident Age Distribution- Personal Care Beds 2017

| ADD / Facility | Under 65 | 65-74 | 75-84 | Over 85 | Unknown | Total |
|---------------------------------------------------|-----------------|--------------|--------------|----------------|----------------|--------------|
| The Village of Lebanon II | 0 | 0 | 0 | 0 | 0 | 0 |
| MARION County Total: | 0 | 0 | 8 | 16 | 0 | 24 |
| MEADE | | | | | | |
| Brandenburg Nursing and Rehabilitation | 0 | 0 | 0 | 0 | 0 | 0 |
| MEADE County Total: | 0 | 0 | 0 | 0 | 0 | 0 |
| NELSON | | | | | | |
| Windsor Gardens CCRC | 0 | 0 | 0 | 0 | 14 | 14 |
| NELSON County Total: | 0 | 0 | 0 | 0 | 14 | 14 |
| WASHINGTON | | | | | | |
| Sansbury Care Center | 0 | 0 | 1 | 8 | 0 | 9 |
| WASHINGTON County Total: | 0 | 0 | 1 | 8 | 0 | 9 |
| ADD: 5 Total | 0 | 7 | 15 | 34 | 14 | 70 |
| ADD: 6 KIPDA | | | | | | |
| BULLITT | | | | | | |
| Colonial House of Shepherdsville | 37 | 20 | 2 | 0 | 0 | 59 |
| BULLITT County Total: | 37 | 20 | 2 | 0 | 0 | 59 |
| JEFFERSON | | | | | | |
| Barton House of Louisville #1 | 2 | 2 | 7 | 7 | 0 | 18 |
| Belmont Village | 3 | 5 | 30 | 80 | 0 | 118 |
| Brookdale Blankenbaker | 0 | 6 | 22 | 29 | 0 | 57 |
| Brookdale Stonestreet | 0 | 0 | 3 | 16 | 0 | 19 |
| Eastern Star Home in KY | 0 | 1 | 1 | 6 | 0 | 8 |
| Episcopal Church Home | 0 | 5 | 22 | 42 | 0 | 69 |
| Forest Hills Commons | 1 | 2 | 21 | 33 | 0 | 57 |
| Forest Springs Health Campus | 0 | 1 | 11 | 16 | 0 | 28 |
| Heartsong Memory Care | 1 | 2 | 15 | 12 | 0 | 30 |
| Little Sisters of the Poor - St. Joseph's Home | 0 | 0 | 5 | 10 | 0 | 15 |
| Louisville Protestant Altenheim | 1 | 3 | 8 | 12 | 0 | 24 |
| Masonic Home of Louisville | 3 | 6 | 23 | 38 | 0 | 70 |
| Morning Pointe Of Louisville At South Hurstbourne | 3 | 11 | 16 | 33 | 0 | 63 |
| Nazareth Home | 0 | 1 | 12 | 32 | 0 | 45 |
| Nazareth Home Clifton | 0 | 2 | 3 | 7 | 0 | 12 |
| Park Louisville | 2 | 4 | 6 | 12 | 0 | 24 |
| Parr's at Springhurst | 0 | 1 | 16 | 67 | 0 | 84 |
| Rose Anna Hughes Home/Westminster | 1 | 2 | 9 | 30 | 0 | 42 |
| Sunrise of Louisville | 0 | 8 | 24 | 53 | 0 | 85 |

2017 ANNUAL KENTUCKY LONG TERM CARE UTILIZATION AND SERVICE REPORT

Table 16 - Facility Resident Age Distribution- Personal Care Beds 2017

| ADD / Facility | Under 65 | 65-74 | 75-84 | Over 85 | Unknown | Total |
|--------------------------------------------|-----------------|--------------|--------------|----------------|----------------|--------------|
| Symphony at Oaklawn | 1 | 4 | 16 | 58 | 0 | 79 |
| The Forum at Brookside | 1 | 1 | 3 | 19 | 0 | 24 |
| The Lantern At Morning Pointe (Louisville) | 0 | 2 | 12 | 12 | 0 | 26 |
| Thrive At Beckley Creek | 2 | 4 | 17 | 19 | 0 | 42 |
| Treyton Oaks Towers | 1 | 1 | 3 | 25 | 0 | 30 |
| Wesley Manor | 0 | 2 | 8 | 12 | 0 | 22 |
| Westport Place Health Campus | 1 | 2 | 6 | 12 | 0 | 21 |
| JEFFERSON County Total: | 23 | 78 | 319 | 692 | 0 | 1,112 |
| SHELBY | | | | | | |
| Colonial Hall Manor | 38 | 14 | 4 | 0 | 0 | 56 |
| Masonic Home of Shelbyville | 0 | 2 | 5 | 16 | 0 | 23 |
| SHELBY County Total: | 38 | 16 | 9 | 16 | 0 | 79 |
| ADD: 6 Total | 98 | 114 | 330 | 708 | 0 | 1,250 |
| ADD: 7 NORTHERN KY | | | | | | |
| BOONE | | | | | | |
| Colonial Gardens | 0 | 3 | 24 | 44 | 0 | 71 |
| BOONE County Total: | 0 | 3 | 24 | 44 | 0 | 71 |
| CAMPBELL | | | | | | |
| Baptist Convalescent Center | 1 | 1 | 3 | 2 | 0 | 7 |
| Carmel Manor | 0 | 0 | 9 | 10 | 0 | 19 |
| CAMPBELL County Total: | 1 | 1 | 12 | 12 | 0 | 26 |
| CARROLL | | | | | | |
| Carrollton Manor | 20 | 8 | 4 | 0 | 0 | 32 |
| Valley Haven Rest Home | 40 | 3 | 1 | 0 | 0 | 44 |
| CARROLL County Total: | 60 | 11 | 5 | 0 | 0 | 76 |
| GRANT | | | | | | |
| Jonesville Rest Home | 23 | 2 | 1 | 0 | 0 | 26 |
| GRANT County Total: | 23 | 2 | 1 | 0 | 0 | 26 |
| KENTON | | | | | | |
| Brookdale Edgewood | 0 | 12 | 18 | 46 | 0 | 76 |
| Covington Ladies Home | 1 | 1 | 11 | 7 | 0 | 20 |
| Emerald Trace | 0 | 0 | 7 | 9 | 0 | 16 |
| Ivy Knoll | 6 | 7 | 9 | 14 | 0 | 36 |
| Madonna Manor | 0 | 1 | 6 | 12 | 0 | 19 |
| Regency Manor | 32 | 18 | 3 | 3 | 0 | 56 |
| Regency Manor North | 10 | 13 | 3 | 1 | 0 | 27 |

2017 ANNUAL KENTUCKY LONG TERM CARE UTILIZATION AND SERVICE REPORT

Table 16 - Facility Resident Age Distribution- Personal Care Beds 2017

| ADD / Facility | Under 65 | 65-74 | 75-84 | Over 85 | Unknown | Total |
|-----------------------------------------------------|-----------------|--------------|--------------|----------------|----------------|--------------|
| St Charles Care Center | 0 | 0 | 7 | 21 | 0 | 28 |
| KENTON County Total: | 49 | 52 | 64 | 113 | 0 | 278 |
| PENDLETON | | | | | | |
| Falmouth Nursing Home | 20 | 3 | 0 | 1 | 0 | 24 |
| The Front Gate | 13 | 4 | 2 | 0 | 0 | 19 |
| PENDLETON County Total: | 33 | 7 | 2 | 1 | 0 | 43 |
| ADD: 7 Total | 166 | 76 | 108 | 170 | 0 | 520 |
| ADD: 9 GATEWAY | | | | | | |
| MENIFEE | | | | | | |
| Edgewood Estates | 2 | 1 | 2 | 0 | 0 | 5 |
| MENIFEE County Total: | 2 | 1 | 2 | 0 | 0 | 5 |
| MONTGOMERY | | | | | | |
| Regency Memory Care | 0 | 0 | 1 | 0 | 0 | 1 |
| MONTGOMERY County Total: | 0 | 0 | 1 | 0 | 0 | 1 |
| MORGAN | | | | | | |
| West Liberty Nursing and Rehabilitation Center | 0 | 1 | 1 | 0 | 0 | 2 |
| MORGAN County Total: | 0 | 1 | 1 | 0 | 0 | 2 |
| ADD: 9 Total | 2 | 2 | 4 | 0 | 0 | 8 |
| ADD: 10 FIVCO | | | | | | |
| BOYD | | | | | | |
| Artrips Personal Care Home | 10 | 5 | 0 | 4 | 0 | 19 |
| Hamilton's Personal Care Home | 13 | 3 | 1 | 0 | 0 | 17 |
| King's Daughters And Sons Home | 0 | 0 | 6 | 29 | 0 | 35 |
| BOYD County Total: | 23 | 8 | 7 | 33 | 0 | 71 |
| GREENUP | | | | | | |
| Frasure's Personal Care Home | 25 | 28 | 3 | 0 | 0 | 56 |
| Morning Pointe Of Russell | 0 | 1 | 19 | 26 | 0 | 46 |
| Oakmont Manor | 0 | 0 | 0 | 0 | 0 | 0 |
| Russell Convalescent Home | 25 | 1 | 0 | 0 | 0 | 26 |
| The Lantern At Morning Pointe Alzheimers and Memory | 0 | 0 | 9 | 20 | 0 | 29 |
| Trinity Station Retirement Community | 0 | 0 | 6 | 22 | 0 | 28 |
| GREENUP County Total: | 50 | 30 | 37 | 68 | 0 | 185 |
| LAWRENCE | | | | | | |
| The Jordan Center | 0 | 1 | 0 | 0 | 0 | 1 |
| LAWRENCE County Total: | 0 | 1 | 0 | 0 | 0 | 1 |
| ADD: 10 Total | 73 | 39 | 44 | 101 | 0 | 257 |

2017 ANNUAL KENTUCKY LONG TERM CARE UTILIZATION AND SERVICE REPORT

Table 16 - Facility Resident Age Distribution- Personal Care Beds 2017

| ADD / Facility | Under 65 | 65-74 | 75-84 | Over 85 | Unknown | Total |
|------------------------------------------------|-----------------|--------------|--------------|----------------|----------------|--------------|
| ADD: 11 BIG SANDY | | | | | | |
| JOHNSON | | | | | | |
| Venture Home of Paintsville | 41 | 17 | 2 | 0 | 0 | 60 |
| JOHNSON County Total: | 41 | 17 | 2 | 0 | 0 | 60 |
| MAGOFFIN | | | | | | |
| Salyersville Nursing and Rehabilitation Center | 0 | 0 | 0 | 0 | 0 | 0 |
| MAGOFFIN County Total: | 0 | 0 | 0 | 0 | 0 | 0 |
| MARTIN | | | | | | |
| Martin County Health Care Facility | 2 | 2 | 0 | 0 | 0 | 4 |
| MARTIN County Total: | 2 | 2 | 0 | 0 | 0 | 4 |
| PIKE | | | | | | |
| Good Shepherd Community Nursing Center | 0 | 1 | 0 | 0 | 0 | 1 |
| PIKE County Total: | 0 | 1 | 0 | 0 | 0 | 1 |
| ADD: 11 Total | 43 | 20 | 2 | 0 | 0 | 65 |
| ADD: 12 KY RIVER | | | | | | |
| KNOTT | | | | | | |
| Caney Creek Rehabilitation Complex | 0 | 0 | 0 | 0 | 0 | 0 |
| Golden Years Rest Home | 55 | 20 | 4 | 0 | 0 | 79 |
| KNOTT County Total: | 55 | 20 | 4 | 0 | 0 | 79 |
| OWSLEY | | | | | | |
| Owsley County Health Care Center | 0 | 0 | 0 | 1 | 0 | 1 |
| OWSLEY County Total: | 0 | 0 | 0 | 1 | 0 | 1 |
| ADD: 12 Total | 55 | 20 | 4 | 1 | 0 | 80 |
| ADD: 13 CUMBERLAND VALLEY | | | | | | |
| BELL | | | | | | |
| Generations Center of Middlesboro | 32 | 20 | 8 | 0 | 0 | 60 |
| BELL County Total: | 32 | 20 | 8 | 0 | 0 | 60 |
| HARLAN | | | | | | |
| The Laurels | 49 | 9 | 7 | 3 | 0 | 68 |
| HARLAN County Total: | 49 | 9 | 7 | 3 | 0 | 68 |
| JACKSON | | | | | | |
| Signature HealthCare at Jackson Manor | 0 | 0 | 0 | 0 | 0 | 0 |
| JACKSON County Total: | 0 | 0 | 0 | 0 | 0 | 0 |

2017 ANNUAL KENTUCKY LONG TERM CARE UTILIZATION AND SERVICE REPORT

Table 16 - Facility Resident Age Distribution- Personal Care Beds 2017

| ADD / Facility | Under 65 | 65-74 | 75-84 | Over 85 | Unknown | Total |
|---------------------------------------------|-----------------|--------------|--------------|----------------|----------------|--------------|
| KNOX | | | | | | |
| Christian Health Center - Corbin | 1 | 0 | 0 | 0 | 0 | 1 |
| KNOX County Total: | 1 | 0 | 0 | 0 | 0 | 1 |
| ADD: 13 Total | 82 | 29 | 15 | 3 | 0 | 129 |
| ADD: 14 LAKE CUMBERLAND | | | | | | |
| MCCREARY | | | | | | |
| Cumberland Manor Rest Home | 38 | 7 | 2 | 0 | 0 | 47 |
| MCCREARY County Total: | 38 | 7 | 2 | 0 | 0 | 47 |
| PULASKI | | | | | | |
| Crestview Personal Care | 11 | 11 | 3 | 2 | 0 | 27 |
| Somerview Personal Care Home | 34 | 8 | 1 | 1 | 0 | 44 |
| PULASKI County Total: | 45 | 19 | 4 | 3 | 0 | 71 |
| WAYNE | | | | | | |
| Dishman Personal Care Home | 22 | 9 | 1 | 0 | 0 | 32 |
| Hicks' Golden Years Nursing Home | 0 | 1 | 0 | 0 | 0 | 1 |
| WAYNE County Total: | 22 | 10 | 1 | 0 | 0 | 33 |
| ADD: 14 Total | 105 | 36 | 7 | 3 | 0 | 151 |
| ADD: 15 BLUEGRASS | | | | | | |
| ANDERSON | | | | | | |
| Signature Healthcare at Heritage Hall Rehab | 0 | 0 | 2 | 3 | 0 | 5 |
| Sunset Hill Personal Care Home | 5 | 2 | 4 | 1 | 0 | 12 |
| ANDERSON County Total: | 5 | 2 | 6 | 4 | 0 | 17 |
| BOURBON | | | | | | |
| Bourbon Heights | 0 | 2 | 3 | 2 | 0 | 7 |
| BOURBON County Total: | 0 | 2 | 3 | 2 | 0 | 7 |
| BOYLE | | | | | | |
| McDowell Place of Danville | 1 | 0 | 2 | 7 | 0 | 10 |
| Morning Pointe of Danville | 1 | 5 | 21 | 27 | 0 | 54 |
| BOYLE County Total: | 2 | 5 | 23 | 34 | 0 | 64 |
| ESTILL | | | | | | |
| Irvine Nursing and Rehabilitation | 0 | 0 | 2 | 0 | 0 | 2 |
| ESTILL County Total: | 0 | 0 | 2 | 0 | 0 | 2 |
| FAYETTE | | | | | | |
| Brookdale Richmond Place | 0 | 5 | 13 | 34 | 0 | 52 |
| Central Ky Recovery Center Unit 1 | 14 | 0 | 0 | 0 | 0 | 14 |
| Central KY Recovery Center Unit 2 | 14 | 0 | 0 | 0 | 0 | 14 |

2017 ANNUAL KENTUCKY LONG TERM CARE UTILIZATION AND SERVICE REPORT

Table 16 - Facility Resident Age Distribution- Personal Care Beds 2017

| ADD / Facility | Under 65 | 65-74 | 75-84 | Over 85 | Unknown | Total |
|-----------------------------------------------|-----------------|--------------|--------------|----------------|----------------|--------------|
| Lantern at Morning Pointe Alz and Memory Care | 2 | 5 | 13 | 12 | 0 | 32 |
| Lexington Country Place | 0 | 1 | 3 | 17 | 0 | 21 |
| Mayfair Village Retirement Center | 0 | 0 | 2 | 14 | 0 | 16 |
| Morning Pointe of Lexington | 3 | 3 | 26 | 36 | 0 | 68 |
| Morning Pointe of Lexington East | 1 | 0 | 20 | 47 | 0 | 68 |
| Provision Living At Beaumont Centre | 0 | 5 | 23 | 11 | 0 | 39 |
| Signature Healthcare At Tanbark Rehab | 0 | 4 | 5 | 33 | 0 | 42 |
| The Breckinridge | 0 | 0 | 10 | 12 | 0 | 22 |
| The Legacy At The Willows | 1 | 1 | 7 | 14 | 0 | 23 |
| The Villa at Chevy Chase | 0 | 0 | 0 | 0 | 0 | 0 |
| The Willows At Fritz Farm | 0 | 1 | 6 | 9 | 0 | 16 |
| The Willows at Hamburg | 0 | 3 | 2 | 27 | 0 | 32 |
| Willows at Citation | 0 | 1 | 4 | 21 | 0 | 26 |
| FAYETTE County Total: | 35 | 29 | 134 | 287 | 0 | 485 |
| FRANKLIN | | | | | | |
| Morning Pointe of Frankfort | 1 | 2 | 8 | 27 | 0 | 38 |
| The Lantern at Morning Pointe of Frankfort | 0 | 11 | 17 | 10 | 0 | 38 |
| FRANKLIN County Total: | 1 | 13 | 25 | 37 | 0 | 76 |
| HARRISON | | | | | | |
| Cedar Ridge Health Campus | 0 | 1 | 7 | 18 | 0 | 26 |
| Parkside Manor | 33 | 12 | 5 | 0 | 0 | 50 |
| Shady Lawn Home | 58 | 14 | 1 | 0 | 0 | 73 |
| HARRISON County Total: | 91 | 27 | 13 | 18 | 0 | 149 |
| JESSAMINE | | | | | | |
| Bridgepointe At Ashgrove Woods | 1 | 6 | 19 | 35 | 0 | 61 |
| Rose Terrace Lodge | 24 | 11 | 5 | 0 | 0 | 40 |
| Wesley Village | 0 | 0 | 2 | 18 | 0 | 20 |
| JESSAMINE County Total: | 25 | 17 | 26 | 53 | 0 | 121 |
| LINCOLN | | | | | | |
| Waynesburg Manor | 15 | 11 | 0 | 2 | 0 | 28 |
| LINCOLN County Total: | 15 | 11 | 0 | 2 | 0 | 28 |
| MADISON | | | | | | |
| Morning Pointe of Richmond | 1 | 1 | 6 | 34 | 0 | 42 |
| Telford Terrace | 0 | 0 | 1 | 9 | 0 | 10 |
| MADISON County Total: | 1 | 1 | 7 | 43 | 0 | 52 |

2017 ANNUAL KENTUCKY LONG TERM CARE UTILIZATION AND SERVICE REPORT

Table 16 - Facility Resident Age Distribution- Personal Care Beds 2017

| ADD / Facility | Under 65 | 65-74 | 75-84 | Over 85 | Unknown | Total |
|-------------------------------------------|-----------------|--------------|--------------|----------------|----------------|--------------|
| POWELL | | | | | | |
| Stanton Nursing and Rehabilitation Center | 0 | 0 | 1 | 0 | 0 | 1 |
| POWELL County Total: | 0 | 0 | 1 | 0 | 0 | 1 |
| SCOTT | | | | | | |
| Dover Manor | 0 | 0 | 0 | 0 | 0 | 0 |
| SCOTT County Total: | 0 | 0 | 0 | 0 | 0 | 0 |
| WOODFORD | | | | | | |
| Taylor Manor Nursing Home | 0 | 1 | 2 | 10 | 0 | 13 |
| The Homeplace At Midway | 0 | 1 | 3 | 8 | 0 | 12 |
| WOODFORD County Total: | 0 | 2 | 5 | 18 | 0 | 25 |
| ADD: 15 Total | 175 | 109 | 245 | 498 | 0 | 1,027 |
| Statewide Total | 1,655 | 756 | 949 | 1,720 | 14 | 5,094 |

2017 ANNUAL KENTUCKY LONG TERM CARE UTILIZATION AND SERVICE REPORT

Table 17 - Facility Resident Age Distribution- Nursing Home (CCRC) Beds 2017

| ADD / Facility | Under 65 | 65-74 | 75-84 | Over 85 | Unknown | Total |
|----------------------------------------|-----------------|--------------|--------------|----------------|----------------|--------------|
| ADD: 2 PENNYRILE | | | | | | |
| CHRISTIAN | | | | | | |
| Christian Health Center, Hopkinsville | 0 | 0 | 0 | 2 | 0 | 2 |
| CHRISTIAN County Total: | 0 | 0 | 0 | 2 | 0 | 2 |
| ADD: 2 Total | 0 | 0 | 0 | 2 | 0 | 2 |
| ADD: 3 GREEN RIVER | | | | | | |
| UNION | | | | | | |
| Breckinridge Place | 0 | 0 | 0 | 6 | 0 | 6 |
| UNION County Total: | 0 | 0 | 0 | 6 | 0 | 6 |
| ADD: 3 Total | 0 | 0 | 0 | 6 | 0 | 6 |
| ADD: 4 BARREN RIVER | | | | | | |
| WARREN | | | | | | |
| Christian Health Center, Bowling Green | 0 | 1 | 5 | 8 | 0 | 14 |
| WARREN County Total: | 0 | 1 | 5 | 8 | 0 | 14 |
| ADD: 4 Total | 0 | 1 | 5 | 8 | 0 | 14 |
| ADD: 5 LINCOLN TRAIL | | | | | | |
| MARION | | | | | | |
| The Village of Lebanon II | 0 | 0 | 1 | 4 | 0 | 5 |
| MARION County Total: | 0 | 0 | 1 | 4 | 0 | 5 |
| NELSON | | | | | | |
| Windsor Gardens CCRC | 0 | 0 | 0 | 0 | 4 | 4 |
| NELSON County Total: | 0 | 0 | 0 | 0 | 4 | 4 |
| ADD: 5 Total | 0 | 0 | 1 | 4 | 4 | 9 |
| ADD: 6 KIPDA | | | | | | |
| JEFFERSON | | | | | | |
| Christian Health Center of Louisville | 0 | 1 | 1 | 0 | 0 | 2 |
| Episcopal Church Home | 0 | 0 | 0 | 11 | 0 | 11 |
| Louisville Protestant Altenheim | 0 | 0 | 2 | 5 | 0 | 7 |
| Nazareth Home Clifton | 0 | 0 | 0 | 1 | 0 | 1 |
| The Forum at Brookside | 1 | 2 | 3 | 11 | 0 | 17 |
| JEFFERSON County Total: | 1 | 3 | 6 | 28 | 0 | 38 |
| ADD: 6 Total | 1 | 3 | 6 | 28 | 0 | 38 |

2017 ANNUAL KENTUCKY LONG TERM CARE UTILIZATION AND SERVICE REPORT

Table 17 - Facility Resident Age Distribution- Nursing Home (CCRC) Beds 2017

| ADD / Facility | Under 65 | 65-74 | 75-84 | Over 85 | Unknown | Total |
|--------------------------------------|-----------------|--------------|--------------|----------------|----------------|--------------|
| ADD: 7 NORTHERN KY | | | | | | |
| KENTON | | | | | | |
| Madonna Manor | 0 | 0 | 0 | 1 | 0 | 1 |
| KENTON County Total: | 0 | 0 | 0 | 1 | 0 | 1 |
| ADD: 7 Total | 0 | 0 | 0 | 1 | 0 | 1 |
| ADD: 10 FIVCO | | | | | | |
| GREENUP | | | | | | |
| Trinity Station Retirement Community | 0 | 2 | 1 | 12 | 0 | 15 |
| GREENUP County Total: | 0 | 2 | 1 | 12 | 0 | 15 |
| ADD: 10 Total | 0 | 2 | 1 | 12 | 0 | 15 |
| ADD: 13 CUMBERLAND VALLEY | | | | | | |
| KNOX | | | | | | |
| Christian Health Center - Corbin | 0 | 0 | 0 | 1 | 0 | 1 |
| KNOX County Total: | 0 | 0 | 0 | 1 | 0 | 1 |
| LAUREL | | | | | | |
| Laurel Heights Home for the Elderly | 1 | 1 | 4 | 11 | 0 | 17 |
| LAUREL County Total: | 1 | 1 | 4 | 11 | 0 | 17 |
| ADD: 13 Total | 1 | 1 | 4 | 12 | 0 | 18 |
| ADD: 14 LAKE CUMBERLAND | | | | | | |
| PULASKI | | | | | | |
| The Neighborhood Nursing Facility | 0 | 1 | 2 | 9 | 0 | 12 |
| PULASKI County Total: | 0 | 1 | 2 | 9 | 0 | 12 |
| ADD: 14 Total | 0 | 1 | 2 | 9 | 0 | 12 |
| ADD: 15 BLUEGRASS | | | | | | |
| FAYETTE | | | | | | |
| Sayre Christian Village Nursing Home | 0 | 0 | 3 | 7 | 0 | 10 |
| The Willows at Hamburg | 0 | 0 | 6 | 4 | 0 | 10 |
| FAYETTE County Total: | 0 | 0 | 9 | 11 | 0 | 20 |
| HARRISON | | | | | | |
| Cedar Ridge Health Campus | 0 | 0 | 1 | 3 | 0 | 4 |
| HARRISON County Total: | 0 | 0 | 1 | 3 | 0 | 4 |
| JESSAMINE | | | | | | |
| Wesley Village | 0 | 1 | 2 | 24 | 0 | 27 |
| JESSAMINE County Total: | 0 | 1 | 2 | 24 | 0 | 27 |

2017 ANNUAL KENTUCKY LONG TERM CARE UTILIZATION AND SERVICE REPORT

Table 17 - Facility Resident Age Distribution- Nursing Home (CCRC) Beds 2017

| ADD / Facility | Under 65 | 65-74 | 75-84 | Over 85 | Unknown | Total |
|-------------------------------|-----------------|--------------|--------------|----------------|----------------|--------------|
| MADISON | | | | | | |
| Telford Terrace | 0 | 0 | 2 | 13 | 0 | 15 |
| MADISON County Total: | 0 | 0 | 2 | 13 | 0 | 15 |
| WOODFORD | | | | | | |
| The Homeplace At Midway | 0 | 1 | 0 | 0 | 0 | 1 |
| WOODFORD County Total: | 0 | 1 | 0 | 0 | 0 | 1 |
| ADD: 15 Total | 0 | 2 | 14 | 51 | 0 | 67 |
| Statewide Total | 2 | 10 | 33 | 133 | 4 | 182 |

2017 ANNUAL KENTUCKY LONG TERM CARE UTILIZATION AND SERVICE REPORT

Table 18 - Facility Resident Age Distribution- Nursing Home (Non-CCRC) Beds 2017

| ADD / Facility | Under 65 | 65-74 | 75-84 | Over 85 | Unknown | Total |
|------------------------------------------|-----------------|--------------|--------------|----------------|----------------|--------------|
| ADD: 3 GREEN RIVER | | | | | | |
| DAVIESS | | | | | | |
| Hermitage Care and Rehabilitation Center | 1 | 7 | 9 | 2 | 0 | 19 |
| DAVIESS County Total: | 1 | 7 | 9 | 2 | 0 | 19 |
| WEBSTER | | | | | | |
| Shemwell Nursing Home | 0 | 0 | 2 | 16 | 0 | 18 |
| WEBSTER County Total: | 0 | 0 | 2 | 16 | 0 | 18 |
| ADD: 3 Total | 1 | 7 | 11 | 18 | 0 | 37 |
| ADD: 4 BARREN RIVER | | | | | | |
| WARREN | | | | | | |
| Christian Health Center, Bowling Green | 0 | 0 | 0 | 0 | 0 | 0 |
| WARREN County Total: | 0 | 0 | 0 | 0 | 0 | 0 |
| ADD: 4 Total | 0 | 0 | 0 | 0 | 0 | 0 |
| ADD: 5 LINCOLN TRAIL | | | | | | |
| MARION | | | | | | |
| The Village of Lebanon II | 0 | 1 | 10 | 10 | 0 | 21 |
| MARION County Total: | 0 | 1 | 10 | 10 | 0 | 21 |
| ADD: 5 Total | 0 | 1 | 10 | 10 | 0 | 21 |
| ADD: 7 NORTHERN KY | | | | | | |
| KENTON | | | | | | |
| Madonna Manor | 0 | 0 | 0 | 0 | 0 | 0 |
| KENTON County Total: | 0 | 0 | 0 | 0 | 0 | 0 |
| ADD: 7 Total | 0 | 0 | 0 | 0 | 0 | 0 |
| ADD: 15 BLUEGRASS | | | | | | |
| BOURBON | | | | | | |
| Bourbon Heights | 0 | 1 | 6 | 22 | 0 | 29 |
| BOURBON County Total: | 0 | 1 | 6 | 22 | 0 | 29 |
| FAYETTE | | | | | | |
| The Willows at Hamburg | 0 | 0 | 0 | 0 | 0 | 0 |
| FAYETTE County Total: | 0 | 0 | 0 | 0 | 0 | 0 |
| WOODFORD | | | | | | |
| Taylor Manor Nursing Home | 0 | 1 | 8 | 18 | 0 | 27 |
| The Homeplace At Midway | 0 | 0 | 0 | 0 | 0 | 0 |
| WOODFORD County Total: | 0 | 1 | 8 | 18 | 0 | 27 |
| ADD: 15 Total | 0 | 2 | 14 | 40 | 0 | 56 |
| Statewide Total | 1 | 10 | 35 | 68 | 0 | 114 |

2017 ANNUAL KENTUCKY LONG TERM CARE UTILIZATION AND SERVICE REPORT

Table 19 - Facility Resident Age Distribution- Intermediate Care Beds 2017

| ADD / Facility | Under 65 | 65-74 | 75-84 | Over 85 | Unknown | Total |
|----------------------------------------|-----------------|--------------|--------------|----------------|----------------|--------------|
| ADD: 3 GREEN RIVER | | | | | | |
| WEBSTER | | | | | | |
| Shemwell Nursing Home | 0 | 0 | 0 | 1 | 0 | 1 |
| WEBSTER County Total: | 0 | 0 | 0 | 1 | 0 | 1 |
| ADD: 3 Total | 0 | 0 | 0 | 1 | 0 | 1 |
| ADD: 4 BARREN RIVER | | | | | | |
| WARREN | | | | | | |
| Christian Health Center, Bowling Green | 0 | 0 | 2 | 0 | 0 | 2 |
| WARREN County Total: | 0 | 0 | 2 | 0 | 0 | 2 |
| ADD: 4 Total | 0 | 0 | 2 | 0 | 0 | 2 |
| ADD: 6 KIPDA | | | | | | |
| JEFFERSON | | | | | | |
| Eastern Star Home in KY | 0 | 2 | 5 | 11 | 0 | 18 |
| Louisville Protestant Altenheim | 1 | 0 | 6 | 7 | 0 | 14 |
| The Forum at Brookside | 0 | 0 | 0 | 2 | 0 | 2 |
| JEFFERSON County Total: | 1 | 2 | 11 | 20 | 0 | 34 |
| ADD: 6 Total | 1 | 2 | 11 | 20 | 0 | 34 |
| ADD: 15 BLUEGRASS | | | | | | |
| HARRISON | | | | | | |
| Cedar Ridge Health Campus | 0 | 0 | 0 | 2 | 0 | 2 |
| HARRISON County Total: | 0 | 0 | 0 | 2 | 0 | 2 |
| JESSAMINE | | | | | | |
| Wesley Village | 0 | 0 | 0 | 1 | 0 | 1 |
| JESSAMINE County Total: | 0 | 0 | 0 | 1 | 0 | 1 |
| MADISON | | | | | | |
| Telford Terrace | 0 | 1 | 0 | 0 | 0 | 1 |
| MADISON County Total: | 0 | 1 | 0 | 0 | 0 | 1 |
| WOODFORD | | | | | | |
| Taylor Manor Nursing Home | 0 | 2 | 1 | 9 | 0 | 12 |
| WOODFORD County Total: | 0 | 2 | 1 | 9 | 0 | 12 |
| ADD: 15 Total | 0 | 3 | 1 | 12 | 0 | 16 |
| Statewide Total | 1 | 5 | 14 | 33 | 0 | 53 |

2017 ANNUAL KENTUCKY LONG TERM CARE UTILIZATION AND SERVICE REPORT

Table 20 - Facility Resident Age Distribution- Alzheimer Facility Beds 2017

| ADD / Facility | Under 65 | 65-74 | 75-84 | Over 85 | Unknown | Total |
|------------------------------|-----------------|--------------|--------------|----------------|----------------|--------------|
| ADD: 3 GREEN RIVER | | | | | | |
| DAVIESS | | | | | | |
| Wellington Parc of Owensboro | 0 | 7 | 16 | 29 | 0 | 52 |
| DAVIESS County Total: | 0 | 7 | 16 | 29 | 0 | 52 |
| ADD: 3 Total | 0 | 7 | 16 | 29 | 0 | 52 |
| ADD: 4 BARREN RIVER | | | | | | |
| WARREN | | | | | | |
| Magnolia Village Care | 1 | 11 | 16 | 29 | 0 | 57 |
| WARREN County Total: | 1 | 11 | 16 | 29 | 0 | 57 |
| ADD: 4 Total | 1 | 11 | 16 | 29 | 0 | 57 |
| Statewide Total | 1 | 18 | 32 | 58 | 0 | 109 |

2017 ANNUAL KENTUCKY LONG TERM CARE UTILIZATION AND SERVICE REPORT

Table 21 - Facility Resident Age Distribution- ICF/IID Beds 2017

| ADD / Facility | Under 65 | 65-74 | 75-84 | Over 85 | Unknown | Total |
|--------------------------------------------------------|------------|-----------|----------|----------|----------|------------|
| ADD: 2 PENNYRILE | | | | | | |
| CHRISTIAN | | | | | | |
| Outwood ICF/IID | 26 | 5 | 2 | 1 | 0 | 34 |
| CHRISTIAN County Total: | 26 | 5 | 2 | 1 | 0 | 34 |
| ADD: 2 Total | 26 | 5 | 2 | 1 | 0 | 34 |
| ADD: 3 GREEN RIVER | | | | | | |
| DAVIESS | | | | | | |
| Wendell Foster's Campus for Developmental Disabilities | 59 | 3 | 1 | 0 | 0 | 63 |
| DAVIESS County Total: | 59 | 3 | 1 | 0 | 0 | 63 |
| ADD: 3 Total | 59 | 3 | 1 | 0 | 0 | 63 |
| ADD: 6 KIPDA | | | | | | |
| BULLITT | | | | | | |
| Meadows ICF/IID | 6 | 2 | 0 | 0 | 0 | 8 |
| BULLITT County Total: | 6 | 2 | 0 | 0 | 0 | 8 |
| HENRY | | | | | | |
| Cedar Lake Lodge Park Place I | 6 | 1 | 1 | 0 | 0 | 8 |
| Cedar Lake Lodge Park Place II | 7 | 0 | 1 | 0 | 0 | 8 |
| HENRY County Total: | 13 | 1 | 2 | 0 | 0 | 16 |
| JEFFERSON | | | | | | |
| Bingham Gardens | 18 | 2 | 0 | 0 | 0 | 20 |
| Del Maria ICF/IID | 7 | 0 | 1 | 0 | 0 | 8 |
| Hazelwood Center | 60 | 11 | 1 | 0 | 0 | 72 |
| JEFFERSON County Total: | 85 | 13 | 2 | 0 | 0 | 100 |
| OLDHAM | | | | | | |
| Cedar Lake Lodge | 57 | 4 | 2 | 0 | 0 | 63 |
| Cedar Lake Lodge Sycamore Run I | 4 | 0 | 0 | 0 | 0 | 4 |
| Cedar Lake Lodge Sycamore Run II | 4 | 0 | 0 | 0 | 0 | 4 |
| Windsong ICF/IID | 5 | 2 | 0 | 0 | 0 | 7 |
| OLDHAM County Total: | 70 | 6 | 2 | 0 | 0 | 78 |
| ADD: 6 Total | 174 | 22 | 6 | 0 | 0 | 202 |
| ADD: 14 LAKE CUMBERLAND | | | | | | |
| PULASKI | | | | | | |
| Oakwood ICF/IID Unit 1 | 36 | 8 | 0 | 0 | 0 | 44 |
| Oakwood ICF/IID Unit 2 | 35 | 0 | 0 | 0 | 0 | 35 |

2017 ANNUAL KENTUCKY LONG TERM CARE UTILIZATION AND SERVICE REPORT

Table 21 - Facility Resident Age Distribution- ICF/IID Beds 2017

| ADD / Facility | Under 65 | 65-74 | 75-84 | Over 85 | Unknown | Total |
|------------------------------|------------|-----------|----------|----------|----------|------------|
| Oakwood ICF/IID Unit 3 | 7 | 4 | 0 | 0 | 0 | 11 |
| Oakwood ICF/IID Unit 4 | 12 | 0 | 0 | 0 | 0 | 12 |
| PULASKI County Total: | 90 | 12 | 0 | 0 | 0 | 102 |
| ADD: 14 Total | 90 | 12 | 0 | 0 | 0 | 102 |
| Statewide Total | 349 | 42 | 9 | 1 | 0 | 401 |

*Kentucky Annual
Long-Term Care Services Report*



*Section IV
Death Census by Age*

2017 ANNUAL KENTUCKY LONG TERM CARE UTILIZATION AND SERVICE REPORT

Table 22 - Facility Resident Death Distribution- Nursing Facility Beds 2017

| ADD / Facility | Under 65 | 65-74 | 75-84 | Over 85 | Unknown | Total |
|------------------------------------------------------|-----------------|--------------|--------------|----------------|----------------|--------------|
| ADD: 1 PURCHASE | | | | | | |
| BALLARD | | | | | | |
| Life Care Center of LaCenter | 0 | 1 | 16 | 23 | 0 | 40 |
| BALLARD County Total: | 0 | 1 | 16 | 23 | 0 | 40 |
| CALLOWAY | | | | | | |
| Spring Creek Health Care | 2 | 8 | 20 | 35 | 0 | 65 |
| CALLOWAY County Total: | 2 | 8 | 20 | 35 | 0 | 65 |
| CARLISLE | | | | | | |
| Countryside Center | 2 | 0 | 8 | 8 | 0 | 18 |
| CARLISLE County Total: | 2 | 0 | 8 | 8 | 0 | 18 |
| FULTON | | | | | | |
| Diversicare of Fulton | 1 | 4 | 7 | 10 | 0 | 22 |
| FULTON County Total: | 1 | 4 | 7 | 10 | 0 | 22 |
| GRAVES | | | | | | |
| Concordia Healthcare Center-Heritage Manor | 4 | 3 | 5 | 10 | 0 | 22 |
| Green Acres Health Care | 0 | 0 | 7 | 14 | 0 | 21 |
| Mills Health and Rehab Center | 0 | 7 | 11 | 20 | 0 | 38 |
| GRAVES County Total: | 4 | 10 | 23 | 44 | 0 | 81 |
| HICKMAN | | | | | | |
| Clinton Hickman County Nursing Facility | 1 | 0 | 2 | 10 | 0 | 13 |
| Clinton Place | 2 | 2 | 6 | 9 | 0 | 19 |
| HICKMAN County Total: | 3 | 2 | 8 | 19 | 0 | 32 |
| MARSHALL | | | | | | |
| Calvert City Convalescent Center | 1 | 2 | 5 | 29 | 0 | 37 |
| Lake Way Nursing and Rehabilitation Center | 0 | 2 | 15 | 20 | 0 | 37 |
| Oakview Nursing and Rehabilitation Center | 0 | 6 | 12 | 10 | 0 | 28 |
| MARSHALL County Total: | 1 | 10 | 32 | 59 | 0 | 102 |
| MCCRACKEN | | | | | | |
| Baptist Health Paducah | 1 | 8 | 3 | 0 | 0 | 12 |
| Barkley Center | 1 | 4 | 6 | 15 | 0 | 26 |
| McCracken Nursing and Rehabilitation Center | 0 | 2 | 1 | 1 | 0 | 4 |
| Parkview Nursing and Rehabilitation Center (Paducah) | 2 | 7 | 13 | 39 | 0 | 61 |
| Superior Care Home | 0 | 0 | 20 | 3 | 0 | 23 |
| MCCRACKEN County Total: | 4 | 21 | 43 | 58 | 0 | 126 |
| ADD: 1 Total | 17 | 56 | 157 | 256 | 0 | 486 |

2017 ANNUAL KENTUCKY LONG TERM CARE UTILIZATION AND SERVICE REPORT

Table 22 - Facility Resident Death Distribution- Nursing Facility Beds 2017

| ADD / Facility | Under 65 | 65-74 | 75-84 | Over 85 | Unknown | Total |
|-----------------------------------------------------|-----------------|--------------|--------------|----------------|----------------|--------------|
| ADD: 2 PENNYRILE | | | | | | |
| CALDWELL | | | | | | |
| Princeton Health and Rehab Center | 2 | 4 | 7 | 13 | 0 | 26 |
| CALDWELL County Total: | 2 | 4 | 7 | 13 | 0 | 26 |
| CHRISTIAN | | | | | | |
| Bradford Heights Health & Rehab Center | 3 | 4 | 10 | 14 | 0 | 31 |
| Christian Health Center, Hopkinsville | 0 | 4 | 3 | 18 | 0 | 25 |
| Christian Heights Nursing and Rehabilitation Center | 2 | 3 | 1 | 3 | 0 | 9 |
| Covington Convalescent Center | 0 | 0 | 3 | 15 | 0 | 18 |
| Western State Nursing Facility | 0 | 2 | 7 | 5 | 0 | 14 |
| CHRISTIAN County Total: | 5 | 13 | 24 | 55 | 0 | 97 |
| CRITTENDEN | | | | | | |
| Crittenden County Health and Rehabilitation Center | 3 | 2 | 7 | 11 | 0 | 23 |
| CRITTENDEN County Total: | 3 | 2 | 7 | 11 | 0 | 23 |
| HOPKINS | | | | | | |
| Baptist Health Transitional Care | 0 | 0 | 1 | 1 | 0 | 2 |
| Brighton Cornerstone Health Care | 0 | 1 | 3 | 7 | 0 | 11 |
| Dawson Springs Health And Rehab Ctr | 2 | 2 | 3 | 3 | 0 | 10 |
| Hillside Center | 0 | 2 | 3 | 4 | 0 | 9 |
| Joseph Eddie Ballard Western Kentucky Veterans Cen | 0 | 1 | 10 | 21 | 0 | 32 |
| NHC HealthCare, Madisonville | 1 | 3 | 8 | 23 | 0 | 35 |
| Ridgewood Terrace Nursing Home | 3 | 9 | 13 | 44 | 0 | 69 |
| Tradewater Pointe | 0 | 7 | 4 | 9 | 0 | 20 |
| HOPKINS County Total: | 6 | 25 | 45 | 112 | 0 | 188 |
| LIVINGSTON | | | | | | |
| Salem Springlake Health and Rehabilitation Center | 3 | 1 | 8 | 6 | 0 | 18 |
| LIVINGSTON County Total: | 3 | 1 | 8 | 6 | 0 | 18 |
| LYON | | | | | | |
| Christian Care Center of Kuttawa | 2 | 5 | 5 | 4 | 0 | 16 |
| River's Bend Retirement Community | 0 | 1 | 2 | 9 | 0 | 12 |
| LYON County Total: | 2 | 6 | 7 | 13 | 0 | 28 |
| MUHLENBERG | | | | | | |
| Concordia Nusing and Rehabilitation-Maple | 0 | 3 | 5 | 13 | 0 | 21 |
| Diversicare of Greenville | 1 | 1 | 2 | 19 | 0 | 23 |
| Owensboro Health Muhlenberg Community Hospital Long | 0 | 4 | 5 | 13 | 0 | 22 |
| MUHLENBERG County Total: | 1 | 8 | 12 | 45 | 0 | 66 |

2017 ANNUAL KENTUCKY LONG TERM CARE UTILIZATION AND SERVICE REPORT

Table 22 - Facility Resident Death Distribution- Nursing Facility Beds 2017

| ADD / Facility | Under 65 | 65-74 | 75-84 | Over 85 | Unknown | Total |
|-----------------------------------------------------|-----------------|--------------|--------------|----------------|----------------|--------------|
| TODD | | | | | | |
| Hearthstone Place | 2 | 4 | 3 | 12 | 0 | 21 |
| TODD County Total: | 2 | 4 | 3 | 12 | 0 | 21 |
| TRIGG | | | | | | |
| Shady Lawn Nursing and Rehabilitation Center | 0 | 3 | 3 | 8 | 0 | 14 |
| TRIGG County Total: | 0 | 3 | 3 | 8 | 0 | 14 |
| ADD: 2 Total | 24 | 66 | 116 | 275 | 0 | 481 |
| ADD: 3 GREEN RIVER | | | | | | |
| DAVIESS | | | | | | |
| Carmel Home | 0 | 0 | 2 | 13 | 0 | 15 |
| Hermitage Care and Rehabilitation Center | 0 | 1 | 3 | 18 | 0 | 22 |
| Owensboro Center | 8 | 5 | 12 | 17 | 0 | 42 |
| Signature Healthcare at Hillcrest | 0 | 2 | 2 | 30 | 0 | 34 |
| The Transitional Care Center of Owensboro | 1 | 2 | 3 | 5 | 0 | 11 |
| Twin Rivers Nursing and Rehab Center | 2 | 4 | 6 | 8 | 0 | 20 |
| Wellington Parc of Owensboro | 0 | 0 | 2 | 5 | 0 | 7 |
| DAVIESS County Total: | 11 | 14 | 30 | 96 | 0 | 151 |
| HANCOCK | | | | | | |
| Heartland Villa Care and Rehabilitation Center Com | 1 | 4 | 6 | 10 | 0 | 21 |
| HANCOCK County Total: | 1 | 4 | 6 | 10 | 0 | 21 |
| HENDERSON | | | | | | |
| Henderson Nursing and Rehabilitation Center | 1 | 8 | 1 | 6 | 0 | 16 |
| Redbanks | 3 | 6 | 13 | 31 | 0 | 53 |
| HENDERSON County Total: | 4 | 14 | 14 | 37 | 0 | 69 |
| MCLEAN | | | | | | |
| Riverside Care & Rehab Ctr | 2 | 3 | 8 | 15 | 0 | 28 |
| MCLEAN County Total: | 2 | 3 | 8 | 15 | 0 | 28 |
| OHIO | | | | | | |
| Beaver Dam Nursing and Rehab Center | 0 | 3 | 7 | 2 | 0 | 12 |
| Fordsville Nursing and Rehabilitation Center | 0 | 1 | 6 | 3 | 0 | 10 |
| Signature Healthcare of Hartford Rehab and Wellness | 2 | 3 | 10 | 16 | 0 | 31 |
| OHIO County Total: | 2 | 7 | 23 | 21 | 0 | 53 |
| UNION | | | | | | |
| Breckinridge Place | 0 | 0 | 2 | 3 | 0 | 5 |
| Morganfield Nursing and Rehabilitation Center | 1 | 3 | 8 | 3 | 0 | 15 |
| UNION County Total: | 1 | 3 | 10 | 6 | 0 | 20 |

2017 ANNUAL KENTUCKY LONG TERM CARE UTILIZATION AND SERVICE REPORT

Table 22 - Facility Resident Death Distribution- Nursing Facility Beds 2017

| ADD / Facility | Under 65 | 65-74 | 75-84 | Over 85 | Unknown | Total |
|----------------------------------------------------|-----------------|--------------|--------------|----------------|----------------|--------------|
| WEBSTER | | | | | | |
| Redbanks Colonial Terrace | 2 | 1 | 7 | 12 | 0 | 22 |
| WEBSTER County Total: | 2 | 1 | 7 | 12 | 0 | 22 |
| ADD: 3 Total | 23 | 46 | 98 | 197 | 0 | 364 |
| ADD: 4 BARREN RIVER | | | | | | |
| ALLEN | | | | | | |
| Cal Turner Rehab and Specialty Care | 3 | 6 | 17 | 20 | 0 | 46 |
| ALLEN County Total: | 3 | 6 | 17 | 20 | 0 | 46 |
| BARREN | | | | | | |
| Diversicare of Glasgow | 1 | 1 | 12 | 19 | 0 | 33 |
| Glasgow State Nursing Facility | 2 | 3 | 4 | 1 | 0 | 10 |
| Glenview Health Care Facility | 0 | 1 | 6 | 10 | 0 | 17 |
| NHC HealthCare, Glasgow | 1 | 6 | 15 | 35 | 0 | 57 |
| Signature Healthcare of Glasgow | 2 | 4 | 8 | 8 | 0 | 22 |
| T J Samson Community Hospital Skilled Nursing Unit | 0 | 2 | 1 | 0 | 0 | 3 |
| BARREN County Total: | 6 | 17 | 46 | 73 | 0 | 142 |
| BUTLER | | | | | | |
| Morgantown Care and Rehabilitation Center | 2 | 6 | 21 | 22 | 0 | 51 |
| BUTLER County Total: | 2 | 6 | 21 | 22 | 0 | 51 |
| EDMONSON | | | | | | |
| Edmonson Center | 1 | 5 | 8 | 13 | 0 | 27 |
| EDMONSON County Total: | 1 | 5 | 8 | 13 | 0 | 27 |
| HART | | | | | | |
| Signature Healthcare of Hart County | 1 | 6 | 6 | 20 | 0 | 33 |
| HART County Total: | 1 | 6 | 6 | 20 | 0 | 33 |
| LOGAN | | | | | | |
| Auburn Health Care | 1 | 2 | 5 | 7 | 0 | 15 |
| Creekwood Place Nursing and Rehab Center | 1 | 5 | 7 | 22 | 0 | 35 |
| LOGAN County Total: | 2 | 7 | 12 | 29 | 0 | 50 |
| METCALFE | | | | | | |
| Metcalfe Health Care Center | 4 | 1 | 10 | 11 | 0 | 26 |
| METCALFE County Total: | 4 | 1 | 10 | 11 | 0 | 26 |
| MONROE | | | | | | |
| Signature HealthCare of Monroe County Rehab | 0 | 2 | 8 | 12 | 0 | 22 |
| MONROE County Total: | 0 | 2 | 8 | 12 | 0 | 22 |

2017 ANNUAL KENTUCKY LONG TERM CARE UTILIZATION AND SERVICE REPORT

Table 22 - Facility Resident Death Distribution- Nursing Facility Beds 2017

| ADD / Facility | Under 65 | 65-74 | 75-84 | Over 85 | Unknown | Total |
|----------------------------------------------|-----------------|--------------|--------------|----------------|----------------|--------------|
| SIMPSON | | | | | | |
| Franklin-Simpson Nursing and Rehabilitation | 3 | 5 | 5 | 2 | 0 | 15 |
| SIMPSON County Total: | 3 | 5 | 5 | 2 | 0 | 15 |
| WARREN | | | | | | |
| Bowling Green Nursing and Rehabilitation | 3 | 3 | 6 | 7 | 0 | 19 |
| Christian Health Center, Bowling Green | 0 | 1 | 3 | 7 | 0 | 11 |
| Colonial Center | 0 | 6 | 9 | 0 | 0 | 15 |
| Greenwood Nursing and Rehabilitation | 2 | 7 | 20 | 28 | 0 | 57 |
| Hopkins Center | 1 | 2 | 9 | 9 | 0 | 21 |
| Signature Healthcare Bowling Green | 6 | 8 | 15 | 17 | 0 | 46 |
| WARREN County Total: | 12 | 27 | 62 | 68 | 0 | 169 |
| ADD: 4 Total | 34 | 82 | 195 | 270 | 0 | 581 |
| ADD: 5 LINCOLN TRAIL | | | | | | |
| BRECKINRIDGE | | | | | | |
| Breckinridge Memorial Nursing Facility | 0 | 0 | 0 | 11 | 0 | 11 |
| Hardinsburg Nursing and Rehabilitation | 2 | 3 | 5 | 16 | 0 | 26 |
| BRECKINRIDGE County Total: | 2 | 3 | 5 | 27 | 0 | 37 |
| GRAYSON | | | | | | |
| Grayson Manor | 1 | 2 | 8 | 18 | 0 | 29 |
| Spring View Health and Rehab Center | 0 | 1 | 7 | 11 | 0 | 19 |
| GRAYSON County Total: | 1 | 3 | 15 | 29 | 0 | 48 |
| HARDIN | | | | | | |
| Elizabethtown Nursing and Rehab | 1 | 5 | 5 | 5 | 0 | 16 |
| Helmwood Healthcare Center | 2 | 2 | 6 | 13 | 0 | 23 |
| Kensington Center | 4 | 4 | 10 | 16 | 0 | 34 |
| Nursing Facility of Hardin Memorial Hospital | 0 | 0 | 1 | 0 | 0 | 1 |
| Radcliff Veterans Center | 0 | 0 | 0 | 1 | 0 | 1 |
| Signature Healthcare at North Hardin Rehab | 1 | 0 | 14 | 15 | 0 | 30 |
| Signature Healthcare of Elizabethtown | 3 | 3 | 4 | 16 | 0 | 26 |
| HARDIN County Total: | 11 | 14 | 40 | 66 | 0 | 131 |
| LARUE | | | | | | |
| Sunrise Manor Nursing Home | 4 | 4 | 25 | 30 | 0 | 63 |
| LARUE County Total: | 4 | 4 | 25 | 30 | 0 | 63 |
| MARION | | | | | | |
| Cedars Of Lebanon Nursing Center | 1 | 2 | 10 | 9 | 0 | 22 |
| Loretto Motherhouse Infirmary | 0 | 2 | 8 | 9 | 0 | 19 |

2017 ANNUAL KENTUCKY LONG TERM CARE UTILIZATION AND SERVICE REPORT

Table 22 - Facility Resident Death Distribution- Nursing Facility Beds 2017

| ADD / Facility | Under 65 | 65-74 | 75-84 | Over 85 | Unknown | Total |
|----------------------------------------------------------|-----------------|--------------|--------------|----------------|----------------|--------------|
| Village of Lebanon II | 1 | 1 | 0 | 3 | 0 | 5 |
| MARION County Total: | 2 | 5 | 18 | 21 | 0 | 46 |
| MEADE | | | | | | |
| Brandenburg Nursing and Rehabilitation | 1 | 3 | 5 | 11 | 0 | 20 |
| MEADE County Total: | 1 | 3 | 5 | 11 | 0 | 20 |
| NELSON | | | | | | |
| Bardstown Health and Rehab | 0 | 9 | 18 | 11 | 0 | 38 |
| Flaget Memorial Hospital NF | 0 | 0 | 1 | 3 | 0 | 4 |
| Signature Healthcare At Colonial Rehab | 2 | 5 | 4 | 18 | 0 | 29 |
| NELSON County Total: | 2 | 14 | 23 | 32 | 0 | 71 |
| WASHINGTON | | | | | | |
| Sansbury Care Center | 0 | 0 | 1 | 11 | 0 | 12 |
| Springfield Nursing and Rehabilitation Center | 5 | 4 | 2 | 1 | 0 | 12 |
| WASHINGTON County Total: | 5 | 4 | 3 | 12 | 0 | 24 |
| ADD: 5 Total | 28 | 50 | 134 | 228 | 0 | 440 |
| ADD: 6 KIPDA | | | | | | |
| BULLITT | | | | | | |
| Green Meadows Healthcare Center 1 | 1 | 9 | 11 | 29 | 0 | 50 |
| BULLITT County Total: | 1 | 9 | 11 | 29 | 0 | 50 |
| HENRY | | | | | | |
| Providence New Castle | 0 | 3 | 11 | 10 | 0 | 24 |
| HENRY County Total: | 0 | 3 | 11 | 10 | 0 | 24 |
| JEFFERSON | | | | | | |
| Brownsboro Hills Nursing Home | 2 | 4 | 2 | 5 | 0 | 13 |
| Christian Health Center of Louisville | 2 | 8 | 12 | 19 | 0 | 41 |
| Christian Health Center West | 2 | 2 | 1 | 5 | 0 | 10 |
| Clifton Oaks Care Center | 5 | 1 | 5 | 2 | 0 | 13 |
| Diversicare of Seneca Place | 5 | 2 | 4 | 15 | 0 | 26 |
| Episcopal Church Home | 0 | 6 | 42 | 109 | 0 | 157 |
| Essex Nursing and Rehabilitation Center | 2 | 5 | 13 | 28 | 0 | 48 |
| Forest Springs Health Campus | 0 | 6 | 13 | 14 | 0 | 33 |
| Franciscan Health Care Center | 0 | 5 | 10 | 23 | 0 | 38 |
| Georgetown Manor | 2 | 2 | 8 | 11 | 0 | 23 |
| Glen Ridge Health Campus | 0 | 0 | 8 | 15 | 0 | 23 |
| Highlands Nursing and Rehabilitation Center (Louisville) | 3 | 3 | 7 | 4 | 0 | 17 |
| Hillcreek Rehabilitation and Care | 0 | 0 | 11 | 13 | 0 | 24 |

2017 ANNUAL KENTUCKY LONG TERM CARE UTILIZATION AND SERVICE REPORT

Table 22 - Facility Resident Death Distribution- Nursing Facility Beds 2017

| ADD / Facility | Under 65 | 65-74 | 75-84 | Over 85 | Unknown | Total |
|----------------------------------------------------|-----------|------------|------------|------------|----------|--------------|
| Home of the Innocents | 0 | 0 | 0 | 0 | 0 | 0 |
| Kindred Hospital - Louisville | 7 | 7 | 4 | 1 | 0 | 19 |
| Klondike Center | 4 | 2 | 2 | 8 | 0 | 16 |
| Landmark of Louisville Rehab and Nursing | 6 | 12 | 14 | 38 | 0 | 70 |
| Little Sisters of the Poor - St. Joseph's Home | 0 | 0 | 3 | 6 | 0 | 9 |
| Masonic Home of Louisville | 3 | 6 | 15 | 37 | 0 | 61 |
| Nazareth Home | 2 | 7 | 23 | 68 | 0 | 100 |
| Nazareth Home Clifton | 1 | 8 | 9 | 45 | 0 | 63 |
| Oaklawn Nursing and Rehab | 2 | 5 | 11 | 25 | 0 | 43 |
| Park Terrace Health Campus | 1 | 3 | 3 | 17 | 0 | 24 |
| Providence Louisville East Post Acute | 4 | 6 | 10 | 17 | 0 | 37 |
| Regency Rehabilitation and Nursing Center | 4 | 2 | 8 | 9 | 0 | 23 |
| Regis Woods Care and Rehabilitation Center | 1 | 6 | 7 | 9 | 0 | 23 |
| Rivers Edge Nursing and Rehabilitation Center | 1 | 0 | 6 | 3 | 0 | 10 |
| Signature Health Care of East Louisville | 3 | 7 | 13 | 19 | 0 | 42 |
| Signature Health Care of South Louisville | 4 | 4 | 8 | 10 | 0 | 26 |
| Signature Healthcare At Jefferson Manor Rehab | 0 | 0 | 8 | 23 | 0 | 31 |
| Signature Healthcare at Jefferson Place Rehab | 0 | 0 | 6 | 25 | 0 | 31 |
| Signature Healthcare At Rockford Rehab | 5 | 2 | 7 | 10 | 1 | 25 |
| Signature Healthcare at St's Mary & Elizabeth Hosp | 0 | 0 | 0 | 0 | 0 | 0 |
| Signature Healthcare At Summerfield Rehab | 0 | 3 | 8 | 20 | 0 | 31 |
| Signature Healthcare of Cherokee Park | 0 | 3 | 2 | 13 | 0 | 18 |
| Springhurst Health and Rehab | 0 | 1 | 6 | 28 | 0 | 35 |
| St Matthews Care Center | 0 | 8 | 5 | 35 | 0 | 48 |
| The Forum at Brookside | 0 | 0 | 0 | 8 | 0 | 8 |
| The Good Samaritan Society-Jeffersontown | 1 | 0 | 2 | 14 | 0 | 17 |
| Treyton Oaks Towers | 0 | 0 | 5 | 24 | 0 | 29 |
| Wesley Manor | 0 | 3 | 12 | 16 | 0 | 31 |
| Westminster Terrace | 0 | 1 | 5 | 14 | 0 | 20 |
| Westport Care Center | 1 | 5 | 7 | 11 | 0 | 24 |
| Westport Place Health Campus | 0 | 0 | 5 | 23 | 0 | 28 |
| JEFFERSON County Total: | 73 | 145 | 350 | 839 | 1 | 1,408 |
| OLDHAM | | | | | | |
| Baptist Health La Grange | 1 | 2 | 4 | 6 | 0 | 13 |
| Friendship Manor Nursing Home | 0 | 5 | 17 | 30 | 0 | 52 |

2017 ANNUAL KENTUCKY LONG TERM CARE UTILIZATION AND SERVICE REPORT

Table 22 - Facility Resident Death Distribution- Nursing Facility Beds 2017

| ADD / Facility | Under 65 | 65-74 | 75-84 | Over 85 | Unknown | Total |
|--------------------------------------------|-----------------|--------------|--------------|----------------|----------------|--------------|
| Providence Richwood | 2 | 6 | 6 | 16 | 0 | 30 |
| OLDHAM County Total: | 3 | 13 | 27 | 52 | 0 | 95 |
| SHELBY | | | | | | |
| Crestview Center | 0 | 0 | 3 | 14 | 0 | 17 |
| Masonic Home of Shelbyville | 2 | 4 | 9 | 36 | 0 | 51 |
| SHELBY County Total: | 2 | 4 | 12 | 50 | 0 | 68 |
| SPENCER | | | | | | |
| Signature Health Care of Spencer County | 3 | 3 | 15 | 12 | 0 | 33 |
| SPENCER County Total: | 3 | 3 | 15 | 12 | 0 | 33 |
| TRIMBLE | | | | | | |
| Signature Health Care of Trimble County | 2 | 2 | 3 | 4 | 0 | 11 |
| TRIMBLE County Total: | 2 | 2 | 3 | 4 | 0 | 11 |
| ADD: 6 Total | 84 | 179 | 429 | 996 | 1 | 1,689 |
| ADD: 7 NORTHERN KY | | | | | | |
| BOONE | | | | | | |
| Bridgepoint Care and Rehabilitation Center | 8 | 6 | 3 | 3 | 0 | 20 |
| Florence Park Care Center | 0 | 4 | 9 | 17 | 0 | 30 |
| St Elizabeth Florence SNF | 0 | 0 | 2 | 0 | 0 | 2 |
| BOONE County Total: | 8 | 10 | 14 | 20 | 0 | 52 |
| CAMPBELL | | | | | | |
| Baptist Convalescent Center | 1 | 1 | 13 | 36 | 0 | 51 |
| Carmel Manor | 0 | 1 | 4 | 39 | 0 | 44 |
| Coldspring Transitional Care Center | 2 | 5 | 8 | 26 | 0 | 41 |
| Highlandspring of Ft Thomas | 2 | 6 | 13 | 27 | 0 | 48 |
| St Elizabeth FT Thomas SNF | 0 | 0 | 3 | 0 | 0 | 3 |
| CAMPBELL County Total: | 5 | 13 | 41 | 128 | 0 | 187 |
| CARROLL | | | | | | |
| Signature Healthcare of Carrollton Rehab | 0 | 2 | 5 | 9 | 0 | 16 |
| CARROLL County Total: | 0 | 2 | 5 | 9 | 0 | 16 |
| GALLATIN | | | | | | |
| Providence Gallatin | 2 | 5 | 12 | 22 | 0 | 41 |
| GALLATIN County Total: | 2 | 5 | 12 | 22 | 0 | 41 |
| GRANT | | | | | | |
| Grant Center | 6 | 2 | 9 | 13 | 0 | 30 |
| GRANT County Total: | 6 | 2 | 9 | 13 | 0 | 30 |

2017 ANNUAL KENTUCKY LONG TERM CARE UTILIZATION AND SERVICE REPORT

Table 22 - Facility Resident Death Distribution- Nursing Facility Beds 2017

| ADD / Facility | Under 65 | 65-74 | 75-84 | Over 85 | Unknown | Total |
|--------------------------------------------------|-----------------|--------------|--------------|----------------|----------------|--------------|
| KENTON | | | | | | |
| Emerald Trace | 0 | 4 | 2 | 16 | 0 | 22 |
| Madonna Manor | 1 | 2 | 6 | 21 | 0 | 30 |
| Rosedale Green | 0 | 1 | 10 | 30 | 0 | 41 |
| The Pavilion at Kenton | 4 | 1 | 6 | 7 | 0 | 18 |
| Village Care Center | 1 | 4 | 10 | 23 | 0 | 38 |
| Villaspring of Erlanger | 1 | 2 | 18 | 33 | 0 | 54 |
| Woodcrest Nursing and Rehabilitation Center | 3 | 8 | 14 | 20 | 0 | 45 |
| KENTON County Total: | 10 | 22 | 66 | 150 | 0 | 248 |
| OWEN | | | | | | |
| Owenton Center | 4 | 5 | 6 | 9 | 0 | 24 |
| OWEN County Total: | 4 | 5 | 6 | 9 | 0 | 24 |
| PENDLETON | | | | | | |
| River Valley Nursing Home | 1 | 2 | 2 | 13 | 0 | 18 |
| PENDLETON County Total: | 1 | 2 | 2 | 13 | 0 | 18 |
| ADD: 7 Total | 36 | 61 | 155 | 364 | 0 | 616 |
| ADD: 8 BUFFALO TRACE | | | | | | |
| BRACKEN | | | | | | |
| Bracken County Nursing and Rehabilitation Center | 0 | 2 | 3 | 5 | 0 | 10 |
| BRACKEN County Total: | 0 | 2 | 3 | 5 | 0 | 10 |
| FLEMING | | | | | | |
| Pioneer Trace Nursing Home | 1 | 2 | 6 | 8 | 0 | 17 |
| FLEMING County Total: | 1 | 2 | 6 | 8 | 0 | 17 |
| LEWIS | | | | | | |
| Vanceburg Rehabilitation and Care | 1 | 8 | 10 | 9 | 0 | 28 |
| LEWIS County Total: | 1 | 8 | 10 | 9 | 0 | 28 |
| MASON | | | | | | |
| Maysville Nursing and Rehabilitation Facility | 0 | 5 | 11 | 22 | 0 | 38 |
| MASON County Total: | 0 | 5 | 11 | 22 | 0 | 38 |
| ROBERTSON | | | | | | |
| Robertson County Health Care Facility | 0 | 3 | 7 | 5 | 0 | 15 |
| ROBERTSON County Total: | 0 | 3 | 7 | 5 | 0 | 15 |
| ADD: 8 Total | 2 | 20 | 37 | 49 | 0 | 108 |

2017 ANNUAL KENTUCKY LONG TERM CARE UTILIZATION AND SERVICE REPORT

Table 22 - Facility Resident Death Distribution- Nursing Facility Beds 2017

| ADD / Facility | Under 65 | 65-74 | 75-84 | Over 85 | Unknown | Total |
|------------------------------------------------|-----------------|--------------|--------------|----------------|----------------|--------------|
| ADD: 9 GATEWAY | | | | | | |
| BATH | | | | | | |
| Ridgeway Nursing and Rehabilitation | 2 | 5 | 10 | 12 | 0 | 29 |
| BATH County Total: | 2 | 5 | 10 | 12 | 0 | 29 |
| MENIFEE | | | | | | |
| Edgewood Estates | 0 | 3 | 2 | 14 | 0 | 19 |
| MENIFEE County Total: | 0 | 3 | 2 | 14 | 0 | 19 |
| MONTGOMERY | | | | | | |
| Windsor Care Center | 1 | 2 | 10 | 27 | 0 | 40 |
| MONTGOMERY County Total: | 1 | 2 | 10 | 27 | 0 | 40 |
| MORGAN | | | | | | |
| West Liberty Nursing and Rehabilitation Center | 0 | 1 | 2 | 9 | 0 | 12 |
| MORGAN County Total: | 0 | 1 | 2 | 9 | 0 | 12 |
| ROWAN | | | | | | |
| Life Care Center of Morehead | 1 | 3 | 11 | 8 | 0 | 23 |
| St Claire Medical Center TCU | 7 | 14 | 16 | 13 | 0 | 50 |
| ROWAN County Total: | 8 | 17 | 27 | 21 | 0 | 73 |
| ADD: 9 Total | 11 | 28 | 51 | 83 | 0 | 173 |
| ADD: 10 FIVCO | | | | | | |
| BOYD | | | | | | |
| Boyd Nursing and Rehabilitation Center | 1 | 0 | 2 | 10 | 0 | 13 |
| King's Daughters Medical Center | 0 | 0 | 1 | 0 | 0 | 1 |
| Kingsbrook Lifecare Center | 0 | 5 | 14 | 18 | 0 | 37 |
| Woodland Oaks Health Care Facility | 0 | 0 | 12 | 20 | 0 | 32 |
| BOYD County Total: | 1 | 5 | 29 | 48 | 0 | 83 |
| CARTER | | | | | | |
| Carter Nursing and Rehabilitation Center | 0 | 4 | 13 | 10 | 0 | 27 |
| CARTER County Total: | 0 | 4 | 13 | 10 | 0 | 27 |
| ELLIOTT | | | | | | |
| Elliott Nursing and Rehabilitation Center | 1 | 5 | 6 | 4 | 0 | 16 |
| ELLIOTT County Total: | 1 | 5 | 6 | 4 | 0 | 16 |
| GREENUP | | | | | | |
| Oakmont Manor | 2 | 2 | 5 | 25 | 0 | 34 |
| South Shore Nursing and Rehabilitation Center | 1 | 3 | 4 | 6 | 0 | 14 |
| Wurtland Nursing and Rehabilitation Center | 1 | 1 | 8 | 8 | 0 | 18 |
| GREENUP County Total: | 4 | 6 | 17 | 39 | 0 | 66 |

2017 ANNUAL KENTUCKY LONG TERM CARE UTILIZATION AND SERVICE REPORT

Table 22 - Facility Resident Death Distribution- Nursing Facility Beds 2017

| ADD / Facility | Under 65 | 65-74 | 75-84 | Over 85 | Unknown | Total |
|--------------------------------------------------------|-----------------|--------------|--------------|----------------|----------------|--------------|
| LAWRENCE | | | | | | |
| The Jordan Center | 3 | 4 | 3 | 6 | 0 | 16 |
| LAWRENCE County Total: | 3 | 4 | 3 | 6 | 0 | 16 |
| ADD: 10 Total | 9 | 24 | 68 | 107 | 0 | 208 |
| ADD: 11 BIG SANDY | | | | | | |
| FLOYD | | | | | | |
| Highlands Regional Medical Center (Prestonsburg) | 0 | 0 | 0 | 0 | 0 | 0 |
| Prestonsburg Health Care Center | 1 | 4 | 3 | 5 | 0 | 13 |
| Riverview Health Care Center | 4 | 10 | 10 | 5 | 0 | 29 |
| FLOYD County Total: | 5 | 14 | 13 | 10 | 0 | 42 |
| JOHNSON | | | | | | |
| Mountain Manor of Paintsville | 2 | 8 | 20 | 22 | 0 | 52 |
| JOHNSON County Total: | 2 | 8 | 20 | 22 | 0 | 52 |
| MAGOFFIN | | | | | | |
| Salersville Nursing and Rehabilitation Center | 0 | 3 | 9 | 8 | 0 | 20 |
| MAGOFFIN County Total: | 0 | 3 | 9 | 8 | 0 | 20 |
| MARTIN | | | | | | |
| Martin County Health Care Facility | 1 | 2 | 4 | 8 | 0 | 15 |
| MARTIN County Total: | 1 | 2 | 4 | 8 | 0 | 15 |
| PIKE | | | | | | |
| Good Shepherd Community Nursing Center | 4 | 1 | 3 | 5 | 0 | 13 |
| Mountain View Health Care Center | 3 | 4 | 5 | 4 | 0 | 16 |
| Parkview Nursing and Rehabilitation Center (Pikeville) | 6 | 10 | 16 | 11 | 0 | 43 |
| Signature Health Care of Pikeville | 0 | 2 | 8 | 13 | 0 | 23 |
| Williamson ARH Nursing Facility | 2 | 2 | 3 | 6 | 0 | 13 |
| PIKE County Total: | 15 | 19 | 35 | 39 | 0 | 108 |
| ADD: 11 Total | 23 | 46 | 81 | 87 | 0 | 237 |
| ADD: 12 KY RIVER | | | | | | |
| BREATHITT | | | | | | |
| Nim Henson Geriatric Center | 2 | 5 | 4 | 6 | 0 | 17 |
| BREATHITT County Total: | 2 | 5 | 4 | 6 | 0 | 17 |
| KNOTT | | | | | | |
| Knott County Health and Rehabilitation Center | 2 | 3 | 5 | 18 | 0 | 28 |
| KNOTT County Total: | 2 | 3 | 5 | 18 | 0 | 28 |

2017 ANNUAL KENTUCKY LONG TERM CARE UTILIZATION AND SERVICE REPORT

Table 22 - Facility Resident Death Distribution- Nursing Facility Beds 2017

| ADD / Facility | Under 65 | 65-74 | 75-84 | Over 85 | Unknown | Total |
|-----------------------------------------------|-----------------|--------------|--------------|----------------|----------------|--------------|
| LEE | | | | | | |
| Lee County Care and Rehabilitation Center | 0 | 3 | 5 | 6 | 0 | 14 |
| LEE County Total: | 0 | 3 | 5 | 6 | 0 | 14 |
| LESLIE | | | | | | |
| Hyden Health and Rehabilitation Center | 0 | 0 | 2 | 0 | 0 | 2 |
| LESLIE County Total: | 0 | 0 | 2 | 0 | 0 | 2 |
| LETCHER | | | | | | |
| Letcher Manor | 0 | 1 | 5 | 10 | 0 | 16 |
| LETCHER County Total: | 0 | 1 | 5 | 10 | 0 | 16 |
| OWSLEY | | | | | | |
| Owsley County Health Care Center | 2 | 4 | 4 | 5 | 0 | 15 |
| OWSLEY County Total: | 2 | 4 | 4 | 5 | 0 | 15 |
| PERRY | | | | | | |
| Hazard Health and Rehabilitation Center | 1 | 10 | 10 | 3 | 0 | 24 |
| Paul E Patton Eastern Ky Veterans Center | 0 | 8 | 4 | 18 | 0 | 30 |
| PERRY County Total: | 1 | 18 | 14 | 21 | 0 | 54 |
| WOLFE | | | | | | |
| Wolfe County Health and Rehabilitation Center | 1 | 4 | 7 | 5 | 0 | 17 |
| WOLFE County Total: | 1 | 4 | 7 | 5 | 0 | 17 |
| ADD: 12 Total | 8 | 38 | 46 | 71 | 0 | 163 |
| ADD: 13 CUMBERLAND VALLEY | | | | | | |
| BELL | | | | | | |
| Middlesboro Nursing and Rehab | 1 | 1 | 7 | 20 | 0 | 29 |
| Mountain View Nursing and Rehab Ctr | 8 | 4 | 8 | 6 | 0 | 26 |
| Pineville Community Hospital | 0 | 0 | 0 | 1 | 0 | 1 |
| BELL County Total: | 9 | 5 | 15 | 27 | 0 | 56 |
| CLAY | | | | | | |
| Laurel Creek Health Care Center | 0 | 1 | 1 | 5 | 0 | 7 |
| CLAY County Total: | 0 | 1 | 1 | 5 | 0 | 7 |
| HARLAN | | | | | | |
| Harlan Health and Rehabilitation Center | 7 | 3 | 10 | 16 | 0 | 36 |
| Tri-Cities Nursing and Rehabilitation Center | 2 | 5 | 3 | 9 | 0 | 19 |
| HARLAN County Total: | 9 | 8 | 13 | 25 | 0 | 55 |
| JACKSON | | | | | | |
| Signature HealthCare at Jackson Manor | 2 | 2 | 2 | 6 | 0 | 12 |
| JACKSON County Total: | 2 | 2 | 2 | 6 | 0 | 12 |

2017 ANNUAL KENTUCKY LONG TERM CARE UTILIZATION AND SERVICE REPORT

Table 22 - Facility Resident Death Distribution- Nursing Facility Beds 2017

| ADD / Facility | Under 65 | 65-74 | 75-84 | Over 85 | Unknown | Total |
|---------------------------------------------------|-----------------|--------------|--------------|----------------|----------------|--------------|
| KNOX | | | | | | |
| Barbourville Health and Rehabilitation Center | 6 | 3 | 13 | 6 | 0 | 28 |
| Christian Health Center - Corbin | 0 | 2 | 4 | 12 | 0 | 18 |
| KNOX County Total: | 6 | 5 | 17 | 18 | 0 | 46 |
| LAUREL | | | | | | |
| Hillcrest Health and Rehabilitation Center | 6 | 10 | 18 | 9 | 0 | 43 |
| Laurel Heights Home for the Elderly | 2 | 3 | 13 | 34 | 0 | 52 |
| LAUREL County Total: | 8 | 13 | 31 | 43 | 0 | 95 |
| ROCKCASTLE | | | | | | |
| Rockcastle Health and Rehabilitation Center | 1 | 3 | 8 | 13 | 0 | 25 |
| Rockcastle Regional Hospital and Respiratory Care | 4 | 15 | 5 | 4 | 0 | 28 |
| ROCKCASTLE County Total: | 5 | 18 | 13 | 17 | 0 | 53 |
| WHITLEY | | | | | | |
| Corbin Health and Rehabilitation Center | 1 | 2 | 5 | 5 | 0 | 13 |
| The Heritage | 1 | 2 | 4 | 12 | 0 | 19 |
| Williamsburg Health and Rehabilitation Center | 0 | 0 | 0 | 1 | 0 | 1 |
| WHITLEY County Total: | 2 | 4 | 9 | 18 | 0 | 33 |
| ADD: 13 Total | 41 | 56 | 101 | 159 | 0 | 357 |
| ADD: 14 LAKE CUMBERLAND | | | | | | |
| ADAIR | | | | | | |
| Signature Healthcare At Summit Manor Rehab | 1 | 3 | 13 | 18 | 0 | 35 |
| ADAIR County Total: | 1 | 3 | 13 | 18 | 0 | 35 |
| CASEY | | | | | | |
| Liberty Care and Rehabilitation Center | 1 | 0 | 9 | 12 | 0 | 22 |
| CASEY County Total: | 1 | 0 | 9 | 12 | 0 | 22 |
| CLINTON | | | | | | |
| Clinton County Care and Rehabilitation Center | 0 | 0 | 3 | 11 | 0 | 14 |
| CLINTON County Total: | 0 | 0 | 3 | 11 | 0 | 14 |
| CUMBERLAND | | | | | | |
| Cumberland Valley Manor | 4 | 1 | 13 | 9 | 0 | 27 |
| CUMBERLAND County Total: | 4 | 1 | 13 | 9 | 0 | 27 |
| GREEN | | | | | | |
| Green Hill Rehabilitation and Care | 1 | 1 | 12 | 13 | 0 | 27 |
| McDowell Skilled Nursing Facility | 0 | 0 | 0 | 0 | 0 | 0 |
| GREEN County Total: | 1 | 1 | 12 | 13 | 0 | 27 |

2017 ANNUAL KENTUCKY LONG TERM CARE UTILIZATION AND SERVICE REPORT

Table 22 - Facility Resident Death Distribution- Nursing Facility Beds 2017

| ADD / Facility | Under 65 | 65-74 | 75-84 | Over 85 | Unknown | Total |
|------------------------------------------------------|-----------------|--------------|--------------|----------------|----------------|--------------|
| MCCREARY | | | | | | |
| Signature Healthcare of McCreary County Rehab | 2 | 2 | 4 | 13 | 0 | 21 |
| MCCREARY County Total: | 2 | 2 | 4 | 13 | 0 | 21 |
| PULASKI | | | | | | |
| Cumberland Nursing and Rehabilitation Center | 1 | 3 | 9 | 12 | 0 | 25 |
| Lake Cumberland Regional Hospital | 0 | 2 | 2 | 0 | 0 | 4 |
| Somerset Nursing and Rehabilitation Facility | 0 | 5 | 5 | 24 | 0 | 34 |
| Somerwoods Nursing and Rehabilitation | 5 | 3 | 11 | 15 | 0 | 34 |
| PULASKI County Total: | 6 | 13 | 27 | 51 | 0 | 97 |
| RUSSELL | | | | | | |
| Fair Oaks Health Systems | 0 | 3 | 7 | 25 | 0 | 35 |
| RUSSELL County Total: | 0 | 3 | 7 | 25 | 0 | 35 |
| TAYLOR | | | | | | |
| Campbellsville Nursing and Rehabilitation | 0 | 2 | 9 | 14 | 0 | 25 |
| The Grandview Nursing and Rehabilitation Facility | 3 | 2 | 4 | 19 | 0 | 28 |
| TAYLOR County Total: | 3 | 4 | 13 | 33 | 0 | 53 |
| WAYNE | | | | | | |
| Hicks' Golden Years Nursing Home | 1 | 0 | 10 | 8 | 0 | 19 |
| WAYNE County Total: | 1 | 0 | 10 | 8 | 0 | 19 |
| ADD: 14 Total | 19 | 27 | 111 | 193 | 0 | 350 |
| ADD: 15 BLUEGRASS | | | | | | |
| ANDERSON | | | | | | |
| Signature Healthcare at Heritage Hall Rehab | 0 | 1 | 5 | 15 | 0 | 21 |
| ANDERSON County Total: | 0 | 1 | 5 | 15 | 0 | 21 |
| BOURBON | | | | | | |
| Bourbon Heights | 1 | 9 | 0 | 9 | 0 | 19 |
| BOURBON County Total: | 1 | 9 | 0 | 9 | 0 | 19 |
| BOYLE | | | | | | |
| Charleston Health Care Center | 0 | 1 | 3 | 17 | 0 | 21 |
| Danville Center For Health | 2 | 5 | 8 | 22 | 0 | 37 |
| Ephraim McDowell Regional Medical Center | 0 | 0 | 0 | 0 | 0 | 0 |
| BOYLE County Total: | 2 | 6 | 11 | 39 | 0 | 58 |
| CLARK | | | | | | |
| Clark Regional Medical Center Transitional Care Unit | 0 | 0 | 2 | 1 | 0 | 3 |

2017 ANNUAL KENTUCKY LONG TERM CARE UTILIZATION AND SERVICE REPORT

Table 22 - Facility Resident Death Distribution- Nursing Facility Beds 2017

| ADD / Facility | Under 65 | 65-74 | 75-84 | Over 85 | Unknown | Total |
|----------------------------------------------------|-----------------|--------------|--------------|----------------|----------------|--------------|
| Fountain Circle Care and Rehab Ctr | 1 | 10 | 15 | 18 | 0 | 44 |
| CLARK County Total: | 1 | 10 | 17 | 19 | 0 | 47 |
| ESTILL | | | | | | |
| Irvine Nursing and Rehabilitation | 2 | 7 | 8 | 18 | 0 | 35 |
| ESTILL County Total: | 2 | 7 | 8 | 18 | 0 | 35 |
| FAYETTE | | | | | | |
| Bluegrass Care and Rehabilitation Center | 3 | 8 | 6 | 18 | 0 | 35 |
| Brookdale Richmond Place SNF | 0 | 6 | 8 | 24 | 0 | 38 |
| Cambridge Place | 1 | 5 | 7 | 6 | 0 | 19 |
| Cardinal Hill Rehab Unit | 0 | 1 | 2 | 0 | 0 | 3 |
| Eastern State Hosp Long Term Acquired Brain Injury | 0 | 0 | 1 | 0 | 0 | 1 |
| Lexington Country Place | 1 | 2 | 3 | 27 | 0 | 33 |
| Mayfair Manor | 1 | 4 | 10 | 25 | 0 | 40 |
| Northpoint Lexington Healthcare Center | 1 | 3 | 7 | 25 | 0 | 36 |
| Providence Homestead | 0 | 3 | 7 | 26 | 0 | 36 |
| Providence Pine Meadows | 2 | 5 | 14 | 23 | 0 | 44 |
| Rose Manor Health Care | 0 | 0 | 0 | 5 | 0 | 5 |
| Sayre Christian Village Nursing Home | 0 | 3 | 8 | 26 | 0 | 37 |
| Signature Healthcare At Tanbark Rehab | 1 | 0 | 0 | 5 | 0 | 6 |
| The Willows At Fritz Farm | 0 | 1 | 5 | 17 | 0 | 23 |
| The Willows at Hamburg | 0 | 0 | 3 | 26 | 0 | 29 |
| Willows at Citation | 2 | 3 | 8 | 15 | 0 | 28 |
| FAYETTE County Total: | 12 | 44 | 89 | 268 | 0 | 413 |
| FRANKLIN | | | | | | |
| Bradford Square Rehabilitation and Nursing Center | 4 | 13 | 8 | 25 | 0 | 50 |
| Frankfort Care and Rehabilitation | 0 | 3 | 7 | 8 | 0 | 18 |
| FRANKLIN County Total: | 4 | 16 | 15 | 33 | 0 | 68 |
| GARRARD | | | | | | |
| Christian Care Center of Lancaster | 1 | 6 | 4 | 14 | 0 | 25 |
| GARRARD County Total: | 1 | 6 | 4 | 14 | 0 | 25 |
| HARRISON | | | | | | |
| Cedar Ridge Health Campus | 1 | 2 | 5 | 15 | 0 | 23 |
| Edgemont Healthcare | 2 | 5 | 3 | 4 | 0 | 14 |
| Grand Haven Nursing Home | 0 | 1 | 2 | 7 | 0 | 10 |
| HARRISON County Total: | 3 | 8 | 10 | 26 | 0 | 47 |

2017 ANNUAL KENTUCKY LONG TERM CARE UTILIZATION AND SERVICE REPORT

Table 22 - Facility Resident Death Distribution- Nursing Facility Beds 2017

| ADD / Facility | Under 65 | 65-74 | 75-84 | Over 85 | Unknown | Total |
|-------------------------------------------------|-----------------|--------------|--------------|----------------|----------------|--------------|
| JESSAMINE | | | | | | |
| Diversicare of Nicholasville | 1 | 2 | 7 | 8 | 0 | 18 |
| Thomson Hood Veterans Center | 2 | 8 | 16 | 52 | 0 | 78 |
| JESSAMINE County Total: | 3 | 10 | 23 | 60 | 0 | 96 |
| LINCOLN | | | | | | |
| Stanford Care and Rehab | 4 | 3 | 14 | 16 | 0 | 37 |
| LINCOLN County Total: | 4 | 3 | 14 | 16 | 0 | 37 |
| MADISON | | | | | | |
| Berea Health Care Center | 0 | 4 | 7 | 15 | 0 | 26 |
| Kenwood Health and Rehabilitation Center | 0 | 2 | 7 | 18 | 0 | 27 |
| Madison Health and Rehabilitation Center | 2 | 6 | 5 | 17 | 0 | 30 |
| The Terrace Nursing and Rehabilitation Facility | 0 | 0 | 10 | 20 | 0 | 30 |
| MADISON County Total: | 2 | 12 | 29 | 70 | 0 | 113 |
| MERCER | | | | | | |
| Harrodsburg Health & Rehab Ctr | 3 | 7 | 14 | 18 | 0 | 42 |
| The Willows at Harrodsburg | 2 | 0 | 3 | 12 | 0 | 17 |
| MERCER County Total: | 5 | 7 | 17 | 30 | 0 | 59 |
| NICHOLAS | | | | | | |
| Johnson Mathers Nursing Home | 1 | 0 | 8 | 18 | 0 | 27 |
| NICHOLAS County Total: | 1 | 0 | 8 | 18 | 0 | 27 |
| POWELL | | | | | | |
| Stanton Nursing and Rehabilitation Center | 3 | 1 | 2 | 5 | 0 | 11 |
| POWELL County Total: | 3 | 1 | 2 | 5 | 0 | 11 |
| SCOTT | | | | | | |
| Dover Manor | 0 | 1 | 8 | 26 | 0 | 35 |
| Signature Healthcare of Georgetown | 1 | 3 | 4 | 10 | 0 | 18 |
| SCOTT County Total: | 1 | 4 | 12 | 36 | 0 | 53 |
| WOODFORD | | | | | | |
| The Homeplace At Midway | 0 | 0 | 4 | 6 | 0 | 10 |
| WOODFORD County Total: | 0 | 0 | 4 | 6 | 0 | 10 |
| ADD: 15 Total | 45 | 144 | 268 | 682 | 0 | 1,139 |
| Statewide Total | 404 | 923 | 2,047 | 4,017 | 1 | 7,392 |

2017 ANNUAL KENTUCKY LONG TERM CARE UTILIZATION AND SERVICE REPORT

Table 23 - Facility Resident Death Distribution- Personal Care Beds 2017

| ADD / Facility | Under 65 | 65-74 | 75-84 | Over 85 | Unknown | Total |
|----------------------------------------------------|-----------------|--------------|--------------|----------------|----------------|--------------|
| ADD: 1 PURCHASE | | | | | | |
| CALLOWAY | | | | | | |
| Fern Terrace of Murray | 0 | 0 | 0 | 0 | 0 | 0 |
| Gardens At Hickory Woods | 0 | 0 | 0 | 0 | 0 | 0 |
| CALLOWAY County Total: | 0 | 0 | 0 | 0 | 0 | 0 |
| CARLISLE | | | | | | |
| Countryside Center | 0 | 0 | 0 | 0 | 0 | 0 |
| CARLISLE County Total: | 0 | 0 | 0 | 0 | 0 | 0 |
| GRAVES | | | | | | |
| Autumn Ridge Personal Care | 0 | 0 | 0 | 0 | 0 | 0 |
| Fern Terrace of Mayfield | 0 | 0 | 0 | 0 | 0 | 0 |
| GRAVES County Total: | 0 | 0 | 0 | 0 | 0 | 0 |
| HICKMAN | | | | | | |
| Clinton Hickman County Nursing Facility | 0 | 0 | 0 | 0 | 0 | 0 |
| Clinton Place | 0 | 0 | 0 | 0 | 0 | 0 |
| HICKMAN County Total: | 0 | 0 | 0 | 0 | 0 | 0 |
| MCCRACKEN | | | | | | |
| Gaither Suites at West Park | 0 | 0 | 0 | 0 | 0 | 0 |
| MCCRACKEN County Total: | 0 | 0 | 0 | 0 | 0 | 0 |
| ADD: 1 Total | 0 | 0 | 0 | 0 | 0 | 0 |
| ADD: 2 PENNYRILE | | | | | | |
| CALDWELL | | | | | | |
| Highland Homes, Inc. | 1 | 1 | 0 | 0 | 0 | 2 |
| CALDWELL County Total: | 1 | 1 | 0 | 0 | 0 | 2 |
| CHRISTIAN | | | | | | |
| Christian County Manor | 1 | 0 | 0 | 0 | 0 | 1 |
| Christian Health Center, Hopkinsville | 0 | 0 | 0 | 0 | 0 | 0 |
| Pennyrile Home | 0 | 0 | 0 | 0 | 0 | 0 |
| CHRISTIAN County Total: | 1 | 0 | 0 | 0 | 0 | 1 |
| CRITTENDEN | | | | | | |
| Crittenden County Health and Rehabilitation Center | 0 | 0 | 0 | 0 | 0 | 0 |
| CRITTENDEN County Total: | 0 | 0 | 0 | 0 | 0 | 0 |
| HOPKINS | | | | | | |
| The Homestead | 0 | 0 | 0 | 0 | 0 | 0 |
| The Oaks PCH/Madisonville | 0 | 0 | 0 | 0 | 0 | 0 |
| HOPKINS County Total: | 0 | 0 | 0 | 0 | 0 | 0 |

2017 ANNUAL KENTUCKY LONG TERM CARE UTILIZATION AND SERVICE REPORT

Table 23 - Facility Resident Death Distribution- Personal Care Beds 2017

| ADD / Facility | Under 65 | 65-74 | 75-84 | Over 85 | Unknown | Total |
|-------------------------------------|-----------------|--------------|--------------|----------------|----------------|--------------|
| LYON | | | | | | |
| River's Bend Retirement Community | 0 | 0 | 0 | 0 | 0 | 0 |
| LYON County Total: | 0 | 0 | 0 | 0 | 0 | 0 |
| MUHLENBERG | | | | | | |
| Diversicare of Greenville | 0 | 0 | 0 | 0 | 0 | 0 |
| Sparks Nursing Center | 1 | 0 | 0 | 2 | 0 | 3 |
| MUHLENBERG County Total: | 1 | 0 | 0 | 2 | 0 | 3 |
| TRIGG | | | | | | |
| Better Senior Living | 0 | 0 | 2 | 0 | 0 | 2 |
| TRIGG County Total: | 0 | 0 | 2 | 0 | 0 | 2 |
| ADD: 2 Total | 3 | 1 | 2 | 2 | 0 | 8 |
| ADD: 3 GREEN RIVER | | | | | | |
| DAVIESS | | | | | | |
| Bishop Soenneker Home | 0 | 0 | 0 | 0 | 0 | 0 |
| Carmel Home | 0 | 0 | 4 | 12 | 0 | 16 |
| Davco Rest Home | 0 | 0 | 0 | 0 | 0 | 0 |
| Fern Terrace of Owensboro | 0 | 0 | 0 | 0 | 0 | 0 |
| Owensboro Center | 0 | 0 | 0 | 0 | 0 | 0 |
| DAVIESS County Total: | 0 | 0 | 4 | 12 | 0 | 16 |
| HANCOCK | | | | | | |
| The Oaks PCH/Lewisport | 1 | 0 | 0 | 0 | 0 | 1 |
| HANCOCK County Total: | 1 | 0 | 0 | 0 | 0 | 1 |
| HENDERSON | | | | | | |
| Henderson Manor | 0 | 0 | 0 | 0 | 0 | 0 |
| HENDERSON County Total: | 0 | 0 | 0 | 0 | 0 | 0 |
| MCLEAN | | | | | | |
| Sunny Acres | 0 | 0 | 0 | 0 | 0 | 0 |
| MCLEAN County Total: | 0 | 0 | 0 | 0 | 0 | 0 |
| OHIO | | | | | | |
| Beaver Dam Nursing and Rehab Center | 0 | 0 | 0 | 0 | 0 | 0 |
| OHIO County Total: | 0 | 0 | 0 | 0 | 0 | 0 |
| UNION | | | | | | |
| Breckinridge Place | 0 | 0 | 0 | 0 | 0 | 0 |
| UNION County Total: | 0 | 0 | 0 | 0 | 0 | 0 |
| ADD: 3 Total | 1 | 0 | 4 | 12 | 0 | 17 |

2017 ANNUAL KENTUCKY LONG TERM CARE UTILIZATION AND SERVICE REPORT

Table 23 - Facility Resident Death Distribution- Personal Care Beds 2017

| ADD / Facility | Under 65 | 65-74 | 75-84 | Over 85 | Unknown | Total |
|--------------------------------------------|-----------------|--------------|--------------|----------------|----------------|--------------|
| ADD: 4 BARREN RIVER | | | | | | |
| ALLEN | | | | | | |
| Cornerstone Manor | 0 | 0 | 0 | 0 | 0 | 0 |
| Scottsville Manor | 0 | 0 | 0 | 0 | 0 | 0 |
| ALLEN County Total: | 0 | 0 | 0 | 0 | 0 | 0 |
| BARREN | | | | | | |
| NHC HealthCare, Glasgow | 0 | 0 | 0 | 0 | 0 | 0 |
| BARREN County Total: | 0 | 0 | 0 | 0 | 0 | 0 |
| EDMONSON | | | | | | |
| Edmonson Center | 0 | 0 | 0 | 0 | 0 | 0 |
| EDMONSON County Total: | 0 | 0 | 0 | 0 | 0 | 0 |
| HART | | | | | | |
| Hart County Manor | 0 | 0 | 0 | 0 | 0 | 0 |
| HART County Total: | 0 | 0 | 0 | 0 | 0 | 0 |
| METCALFE | | | | | | |
| Harper's Home for the Aged | 0 | 0 | 0 | 0 | 0 | 0 |
| Metcalfe Health Care Center | 0 | 1 | 0 | 0 | 0 | 1 |
| METCALFE County Total: | 0 | 1 | 0 | 0 | 0 | 1 |
| SIMPSON | | | | | | |
| Lewis Memorial Methodist Home | 0 | 1 | 0 | 1 | 0 | 2 |
| SIMPSON County Total: | 0 | 1 | 0 | 1 | 0 | 2 |
| WARREN | | | | | | |
| Christian Health Center, Bowling Green | 0 | 0 | 0 | 2 | 0 | 2 |
| Fern Terrace of Bowling Green | 3 | 0 | 0 | 0 | 0 | 3 |
| The Haven At Massey Springs | 0 | 0 | 1 | 1 | 0 | 2 |
| WARREN County Total: | 3 | 0 | 1 | 3 | 0 | 7 |
| ADD: 4 Total | 3 | 2 | 1 | 4 | 0 | 10 |
| ADD: 5 LINCOLN TRAIL | | | | | | |
| GRAYSON | | | | | | |
| Grayson Manor | 0 | 0 | 2 | 0 | 0 | 2 |
| GRAYSON County Total: | 0 | 0 | 2 | 0 | 0 | 2 |
| HARDIN | | | | | | |
| Signature Healthcare at North Hardin Rehab | 0 | 0 | 0 | 0 | 0 | 0 |
| HARDIN County Total: | 0 | 0 | 0 | 0 | 0 | 0 |
| MARION | | | | | | |
| Loretto Motherhouse Infirmary | 0 | 0 | 0 | 0 | 0 | 0 |

2017 ANNUAL KENTUCKY LONG TERM CARE UTILIZATION AND SERVICE REPORT

Table 23 - Facility Resident Death Distribution- Personal Care Beds 2017

| ADD / Facility | Under 65 | 65-74 | 75-84 | Over 85 | Unknown | Total |
|---------------------------------------------------|-----------------|--------------|--------------|----------------|----------------|--------------|
| The Village of Lebanon II | 0 | 0 | 0 | 0 | 0 | 0 |
| MARION County Total: | 0 | 0 | 0 | 0 | 0 | 0 |
| MEADE | | | | | | |
| Brandenburg Nursing and Rehabilitation | 0 | 0 | 0 | 0 | 0 | 0 |
| MEADE County Total: | 0 | 0 | 0 | 0 | 0 | 0 |
| NELSON | | | | | | |
| Windsor Gardens CCRC | 0 | 0 | 0 | 0 | 8 | 8 |
| NELSON County Total: | 0 | 0 | 0 | 0 | 8 | 8 |
| WASHINGTON | | | | | | |
| Sansbury Care Center | 0 | 0 | 0 | 0 | 0 | 0 |
| WASHINGTON County Total: | 0 | 0 | 0 | 0 | 0 | 0 |
| ADD: 5 Total | 0 | 0 | 2 | 0 | 8 | 10 |
| ADD: 6 KIPDA | | | | | | |
| BULLITT | | | | | | |
| Colonial House of Shepherdsville | 0 | 0 | 0 | 0 | 0 | 0 |
| BULLITT County Total: | 0 | 0 | 0 | 0 | 0 | 0 |
| JEFFERSON | | | | | | |
| Barton House of Louisville #1 | 0 | 0 | 0 | 2 | 0 | 2 |
| Belmont Village | 0 | 0 | 5 | 16 | 0 | 21 |
| Brookdale Blankenbaker | 0 | 0 | 6 | 16 | 0 | 22 |
| Brookdale Stonestreet | 0 | 0 | 1 | 3 | 0 | 4 |
| Eastern Star Home in KY | 0 | 0 | 1 | 1 | 0 | 2 |
| Episcopal Church Home | 0 | 1 | 0 | 0 | 0 | 1 |
| Forest Hills Commons | 0 | 1 | 0 | 4 | 0 | 5 |
| Forest Springs Health Campus | 0 | 1 | 1 | 4 | 0 | 6 |
| Heartsong Memory Care | 0 | 1 | 1 | 5 | 0 | 7 |
| Little Sisters of the Poor - St. Joseph's Home | 0 | 0 | 0 | 0 | 0 | 0 |
| Louisville Protestant Altenheim | 0 | 0 | 2 | 0 | 0 | 2 |
| Masonic Home of Louisville | 0 | 0 | 8 | 16 | 0 | 24 |
| Morning Pointe Of Louisville At South Hurstbourne | 0 | 0 | 0 | 2 | 0 | 2 |
| Nazareth Home | 0 | 0 | 0 | 4 | 0 | 4 |
| Nazareth Home Clifton | 0 | 0 | 0 | 0 | 0 | 0 |
| Park Louisville | 0 | 0 | 4 | 2 | 0 | 6 |
| Parr's at Springhurst | 0 | 0 | 0 | 5 | 0 | 5 |
| Rose Anna Hughes Home/Westminster | 0 | 0 | 1 | 0 | 0 | 1 |
| Sunrise of Louisville | 0 | 0 | 7 | 15 | 0 | 22 |

2017 ANNUAL KENTUCKY LONG TERM CARE UTILIZATION AND SERVICE REPORT

Table 23 - Facility Resident Death Distribution- Personal Care Beds 2017

| ADD / Facility | Under 65 | 65-74 | 75-84 | Over 85 | Unknown | Total |
|--------------------------------------------|-----------------|--------------|--------------|----------------|----------------|--------------|
| Symphony at Oaklawn | 0 | 0 | 4 | 26 | 0 | 30 |
| The Forum at Brookside | 0 | 0 | 0 | 1 | 0 | 1 |
| The Lantern At Morning Pointe (Louisville) | 0 | 0 | 0 | 1 | 0 | 1 |
| Thrive At Beckley Creek | 0 | 1 | 2 | 2 | 0 | 5 |
| Treyton Oaks Towers | 0 | 0 | 0 | 5 | 0 | 5 |
| Wesley Manor | 0 | 2 | 0 | 7 | 0 | 9 |
| Westport Place Health Campus | 0 | 0 | 0 | 0 | 0 | 0 |
| JEFFERSON County Total: | 0 | 7 | 43 | 137 | 0 | 187 |
| SHELBY | | | | | | |
| Colonial Hall Manor | 0 | 0 | 0 | 0 | 0 | 0 |
| Masonic Home of Shelbyville | 0 | 0 | 0 | 0 | 0 | 0 |
| SHELBY County Total: | 0 | 0 | 0 | 0 | 0 | 0 |
| ADD: 6 Total | 0 | 7 | 43 | 137 | 0 | 187 |
| ADD: 7 NORTHERN KY | | | | | | |
| BOONE | | | | | | |
| Colonial Gardens | 0 | 0 | 0 | 13 | 0 | 13 |
| BOONE County Total: | 0 | 0 | 0 | 13 | 0 | 13 |
| CAMPBELL | | | | | | |
| Baptist Convalescent Center | 0 | 0 | 0 | 0 | 0 | 0 |
| Carmel Manor | 0 | 0 | 0 | 1 | 0 | 1 |
| CAMPBELL County Total: | 0 | 0 | 0 | 1 | 0 | 1 |
| CARROLL | | | | | | |
| Carrollton Manor | 0 | 0 | 0 | 0 | 0 | 0 |
| Valley Haven Rest Home | 0 | 0 | 0 | 0 | 0 | 0 |
| CARROLL County Total: | 0 | 0 | 0 | 0 | 0 | 0 |
| GRANT | | | | | | |
| Jonesville Rest Home | 2 | 0 | 0 | 0 | 0 | 2 |
| GRANT County Total: | 2 | 0 | 0 | 0 | 0 | 2 |
| KENTON | | | | | | |
| Brookdale Edgewood | 0 | 1 | 4 | 18 | 0 | 23 |
| Covington Ladies Home | 0 | 0 | 0 | 0 | 0 | 0 |
| Emerald Trace | 0 | 0 | 0 | 0 | 0 | 0 |
| Ivy Knoll | 0 | 1 | 0 | 1 | 0 | 2 |
| Madonna Manor | 0 | 0 | 0 | 0 | 0 | 0 |
| Regency Manor | 0 | 0 | 0 | 0 | 0 | 0 |
| Regency Manor North | 0 | 0 | 0 | 0 | 0 | 0 |

2017 ANNUAL KENTUCKY LONG TERM CARE UTILIZATION AND SERVICE REPORT

Table 23 - Facility Resident Death Distribution- Personal Care Beds 2017

| ADD / Facility | Under 65 | 65-74 | 75-84 | Over 85 | Unknown | Total |
|-----------------------------------------------------|-----------------|--------------|--------------|----------------|----------------|--------------|
| St Charles Care Center | 0 | 0 | 0 | 3 | 0 | 3 |
| KENTON County Total: | 0 | 2 | 4 | 22 | 0 | 28 |
| PENDLETON | | | | | | |
| Falmouth Nursing Home | 0 | 0 | 0 | 0 | 0 | 0 |
| The Front Gate | 0 | 0 | 0 | 0 | 0 | 0 |
| PENDLETON County Total: | 0 | 0 | 0 | 0 | 0 | 0 |
| ADD: 7 Total | 2 | 2 | 4 | 36 | 0 | 44 |
| ADD: 9 GATEWAY | | | | | | |
| MENIFEE | | | | | | |
| Edgewood Estates | 0 | 0 | 0 | 0 | 0 | 0 |
| MENIFEE County Total: | 0 | 0 | 0 | 0 | 0 | 0 |
| MONTGOMERY | | | | | | |
| Regency Memory Care | 0 | 0 | 0 | 0 | 0 | 0 |
| MONTGOMERY County Total: | 0 | 0 | 0 | 0 | 0 | 0 |
| MORGAN | | | | | | |
| West Liberty Nursing and Rehabilitation Center | 0 | 0 | 0 | 0 | 0 | 0 |
| MORGAN County Total: | 0 | 0 | 0 | 0 | 0 | 0 |
| ADD: 9 Total | 0 | 0 | 0 | 0 | 0 | 0 |
| ADD: 10 FIVCO | | | | | | |
| BOYD | | | | | | |
| Artrips Personal Care Home | 0 | 0 | 0 | 0 | 0 | 0 |
| Hamilton's Personal Care Home | 0 | 0 | 0 | 0 | 0 | 0 |
| King's Daughters And Sons Home | 0 | 0 | 0 | 0 | 0 | 0 |
| BOYD County Total: | 0 | 0 | 0 | 0 | 0 | 0 |
| GREENUP | | | | | | |
| Frasure's Personal Care Home | 0 | 0 | 0 | 0 | 0 | 0 |
| Morning Pointe Of Russell | 0 | 0 | 2 | 10 | 0 | 12 |
| Oakmont Manor | 0 | 0 | 0 | 0 | 0 | 0 |
| Russell Convalescent Home | 0 | 0 | 0 | 0 | 0 | 0 |
| The Lantern At Morning Pointe Alzheimers and Memory | 0 | 0 | 0 | 1 | 0 | 1 |
| Trinity Station Retirement Community | 0 | 1 | 1 | 5 | 0 | 7 |
| GREENUP County Total: | 0 | 1 | 3 | 16 | 0 | 20 |
| LAWRENCE | | | | | | |
| The Jordan Center | 0 | 0 | 0 | 0 | 0 | 0 |
| LAWRENCE County Total: | 0 | 0 | 0 | 0 | 0 | 0 |
| ADD: 10 Total | 0 | 1 | 3 | 16 | 0 | 20 |

2017 ANNUAL KENTUCKY LONG TERM CARE UTILIZATION AND SERVICE REPORT

Table 23 - Facility Resident Death Distribution- Personal Care Beds 2017

| ADD / Facility | Under 65 | 65-74 | 75-84 | Over 85 | Unknown | Total |
|------------------------------------------------|-----------------|--------------|--------------|----------------|----------------|--------------|
| ADD: 11 BIG SANDY | | | | | | |
| JOHNSON | | | | | | |
| Venture Home of Paintsville | 0 | 0 | 0 | 0 | 0 | 0 |
| JOHNSON County Total: | 0 | 0 | 0 | 0 | 0 | 0 |
| MAGOFFIN | | | | | | |
| Salyersville Nursing and Rehabilitation Center | 0 | 0 | 0 | 0 | 0 | 0 |
| MAGOFFIN County Total: | 0 | 0 | 0 | 0 | 0 | 0 |
| MARTIN | | | | | | |
| Martin County Health Care Facility | 0 | 0 | 0 | 0 | 0 | 0 |
| MARTIN County Total: | 0 | 0 | 0 | 0 | 0 | 0 |
| PIKE | | | | | | |
| Good Shepherd Community Nursing Center | 0 | 0 | 0 | 0 | 0 | 0 |
| PIKE County Total: | 0 | 0 | 0 | 0 | 0 | 0 |
| ADD: 11 Total | 0 | 0 | 0 | 0 | 0 | 0 |
| ADD: 12 KY RIVER | | | | | | |
| KNOTT | | | | | | |
| Caney Creek Rehabilitation Complex | 0 | 0 | 0 | 0 | 0 | 0 |
| Golden Years Rest Home | 1 | 0 | 0 | 0 | 0 | 1 |
| KNOTT County Total: | 1 | 0 | 0 | 0 | 0 | 1 |
| OWSLEY | | | | | | |
| Owsley County Health Care Center | 0 | 0 | 0 | 0 | 0 | 0 |
| OWSLEY County Total: | 0 | 0 | 0 | 0 | 0 | 0 |
| ADD: 12 Total | 1 | 0 | 0 | 0 | 0 | 1 |
| ADD: 13 CUMBERLAND VALLEY | | | | | | |
| BELL | | | | | | |
| Generations Center of Middlesboro | 0 | 0 | 0 | 0 | 1 | 1 |
| BELL County Total: | 0 | 0 | 0 | 0 | 1 | 1 |
| HARLAN | | | | | | |
| The Laurels | 1 | 0 | 0 | 0 | 0 | 1 |
| HARLAN County Total: | 1 | 0 | 0 | 0 | 0 | 1 |
| JACKSON | | | | | | |
| Signature HealthCare at Jackson Manor | 0 | 0 | 0 | 0 | 0 | 0 |
| JACKSON County Total: | 0 | 0 | 0 | 0 | 0 | 0 |

2017 ANNUAL KENTUCKY LONG TERM CARE UTILIZATION AND SERVICE REPORT

Table 23 - Facility Resident Death Distribution- Personal Care Beds 2017

| ADD / Facility | Under 65 | 65-74 | 75-84 | Over 85 | Unknown | Total |
|---------------------------------------------|-----------------|--------------|--------------|----------------|----------------|--------------|
| KNOX | | | | | | |
| Christian Health Center - Corbin | 0 | 0 | 0 | 0 | 0 | 0 |
| KNOX County Total: | 0 | 0 | 0 | 0 | 0 | 0 |
| ADD: 13 Total | 1 | 0 | 0 | 0 | 1 | 2 |
| ADD: 14 LAKE CUMBERLAND | | | | | | |
| MCCREARY | | | | | | |
| Cumberland Manor Rest Home | 0 | 0 | 0 | 0 | 0 | 0 |
| MCCREARY County Total: | 0 | 0 | 0 | 0 | 0 | 0 |
| PULASKI | | | | | | |
| Crestview Personal Care | 0 | 0 | 0 | 0 | 0 | 0 |
| Somerview Personal Care Home | 0 | 0 | 0 | 0 | 0 | 0 |
| PULASKI County Total: | 0 | 0 | 0 | 0 | 0 | 0 |
| WAYNE | | | | | | |
| Dishman Personal Care Home | 0 | 0 | 0 | 0 | 0 | 0 |
| Hicks' Golden Years Nursing Home | 0 | 0 | 0 | 0 | 0 | 0 |
| WAYNE County Total: | 0 | 0 | 0 | 0 | 0 | 0 |
| ADD: 14 Total | 0 | 0 | 0 | 0 | 0 | 0 |
| ADD: 15 BLUEGRASS | | | | | | |
| ANDERSON | | | | | | |
| Signature Healthcare at Heritage Hall Rehab | 0 | 0 | 0 | 0 | 0 | 0 |
| Sunset Hill Personal Care Home | 0 | 0 | 0 | 0 | 0 | 0 |
| ANDERSON County Total: | 0 | 0 | 0 | 0 | 0 | 0 |
| BOURBON | | | | | | |
| Bourbon Heights | 0 | 0 | 0 | 0 | 0 | 0 |
| BOURBON County Total: | 0 | 0 | 0 | 0 | 0 | 0 |
| BOYLE | | | | | | |
| McDowell Place of Danville | 0 | 0 | 0 | 0 | 0 | 0 |
| Morning Pointe of Danville | 0 | 0 | 3 | 2 | 0 | 5 |
| BOYLE County Total: | 0 | 0 | 3 | 2 | 0 | 5 |
| ESTILL | | | | | | |
| Irvine Nursing and Rehabilitation | 0 | 0 | 1 | 0 | 0 | 1 |
| ESTILL County Total: | 0 | 0 | 1 | 0 | 0 | 1 |
| FAYETTE | | | | | | |
| Brookdale Richmond Place | 0 | 0 | 5 | 3 | 0 | 8 |
| Central Ky Recovery Center Unit 1 | 0 | 0 | 0 | 0 | 0 | 0 |
| Central KY Recovery Center Unit 2 | 0 | 0 | 0 | 0 | 0 | 0 |

2017 ANNUAL KENTUCKY LONG TERM CARE UTILIZATION AND SERVICE REPORT

Table 23 - Facility Resident Death Distribution- Personal Care Beds 2017

| ADD / Facility | Under 65 | 65-74 | 75-84 | Over 85 | Unknown | Total |
|-----------------------------------------------|-----------------|--------------|--------------|----------------|----------------|--------------|
| Lantern at Morning Pointe Alz and Memory Care | 0 | 0 | 3 | 5 | 0 | 8 |
| Lexington Country Place | 0 | 0 | 0 | 2 | 0 | 2 |
| Mayfair Village Retirement Center | 0 | 0 | 0 | 1 | 0 | 1 |
| Morning Pointe of Lexington | 0 | 0 | 0 | 4 | 0 | 4 |
| Morning Pointe of Lexington East | 0 | 0 | 0 | 10 | 0 | 10 |
| Provision Living At Beaumont Centre | 0 | 0 | 0 | 3 | 0 | 3 |
| Signature Healthcare At Tanbark Rehab | 0 | 0 | 0 | 0 | 0 | 0 |
| The Breckinridge | 1 | 2 | 1 | 9 | 0 | 13 |
| The Legacy At The Willows | 0 | 0 | 3 | 5 | 0 | 8 |
| The Villa at Chevy Chase | 0 | 0 | 0 | 0 | 0 | 0 |
| The Willows At Fritz Farm | 0 | 0 | 1 | 0 | 0 | 1 |
| The Willows at Hamburg | 0 | 0 | 0 | 3 | 0 | 3 |
| Willows at Citation | 0 | 0 | 0 | 1 | 0 | 1 |
| FAYETTE County Total: | 1 | 2 | 13 | 46 | 0 | 62 |
| FRANKLIN | | | | | | |
| Morning Pointe of Frankfort | 0 | 0 | 2 | 11 | 0 | 13 |
| The Lantern at Morning Pointe of Frankfort | 0 | 0 | 2 | 2 | 0 | 4 |
| FRANKLIN County Total: | 0 | 0 | 4 | 13 | 0 | 17 |
| HARRISON | | | | | | |
| Cedar Ridge Health Campus | 0 | 0 | 0 | 0 | 0 | 0 |
| Parkside Manor | 0 | 1 | 0 | 0 | 0 | 1 |
| Shady Lawn Home | 0 | 0 | 0 | 0 | 0 | 0 |
| HARRISON County Total: | 0 | 1 | 0 | 0 | 0 | 1 |
| JESSAMINE | | | | | | |
| Bridgepointe At Ashgrove Woods | 0 | 1 | 0 | 3 | 0 | 4 |
| Rose Terrace Lodge | 1 | 0 | 0 | 0 | 0 | 1 |
| Wesley Village | 0 | 0 | 0 | 2 | 0 | 2 |
| JESSAMINE County Total: | 1 | 1 | 0 | 5 | 0 | 7 |
| LINCOLN | | | | | | |
| Waynesburg Manor | 0 | 0 | 0 | 0 | 0 | 0 |
| LINCOLN County Total: | 0 | 0 | 0 | 0 | 0 | 0 |
| MADISON | | | | | | |
| Morning Pointe of Richmond | 0 | 0 | 0 | 0 | 0 | 0 |
| Telford Terrace | 0 | 0 | 0 | 1 | 0 | 1 |
| MADISON County Total: | 0 | 0 | 0 | 1 | 0 | 1 |

2017 ANNUAL KENTUCKY LONG TERM CARE UTILIZATION AND SERVICE REPORT

Table 23 - Facility Resident Death Distribution- Personal Care Beds 2017

| ADD / Facility | Under 65 | 65-74 | 75-84 | Over 85 | Unknown | Total |
|-------------------------------------------|-----------------|--------------|--------------|----------------|----------------|--------------|
| POWELL | | | | | | |
| Stanton Nursing and Rehabilitation Center | 0 | 0 | 0 | 0 | 0 | 0 |
| POWELL County Total: | 0 | 0 | 0 | 0 | 0 | 0 |
| SCOTT | | | | | | |
| Dover Manor | 0 | 0 | 0 | 0 | 0 | 0 |
| SCOTT County Total: | 0 | 0 | 0 | 0 | 0 | 0 |
| WOODFORD | | | | | | |
| Taylor Manor Nursing Home | 0 | 0 | 0 | 3 | 0 | 3 |
| The Homeplace At Midway | 0 | 2 | 1 | 0 | 0 | 3 |
| WOODFORD County Total: | 0 | 2 | 1 | 3 | 0 | 6 |
| ADD: 15 Total | 2 | 6 | 22 | 70 | 0 | 100 |
| Statewide Total | 13 | 19 | 81 | 277 | 9 | 399 |

2017 ANNUAL KENTUCKY LONG TERM CARE UTILIZATION AND SERVICE REPORT

Table 24 - Facility Resident Death Distribution- Nursing Home (CCRC) Beds 2017

| ADD / Facility | Under 65 | 65-74 | 75-84 | Over 85 | Unknown | Total |
|----------------------------------------|-----------------|--------------|--------------|----------------|----------------|--------------|
| ADD: 2 PENNYRILE | | | | | | |
| CHRISTIAN | | | | | | |
| Christian Health Center, Hopkinsville | 0 | 0 | 0 | 0 | 0 | 0 |
| CHRISTIAN County Total: | 0 | 0 | 0 | 0 | 0 | 0 |
| ADD: 2 Total | 0 | 0 | 0 | 0 | 0 | 0 |
| ADD: 3 GREEN RIVER | | | | | | |
| UNION | | | | | | |
| Breckinridge Place | 0 | 0 | 0 | 3 | 0 | 3 |
| UNION County Total: | 0 | 0 | 0 | 3 | 0 | 3 |
| ADD: 3 Total | 0 | 0 | 0 | 3 | 0 | 3 |
| ADD: 4 BARREN RIVER | | | | | | |
| WARREN | | | | | | |
| Christian Health Center, Bowling Green | 0 | 0 | 0 | 9 | 0 | 9 |
| WARREN County Total: | 0 | 0 | 0 | 9 | 0 | 9 |
| ADD: 4 Total | 0 | 0 | 0 | 9 | 0 | 9 |
| ADD: 5 LINCOLN TRAIL | | | | | | |
| MARION | | | | | | |
| The Village of Lebanon II | 0 | 0 | 0 | 5 | 0 | 5 |
| MARION County Total: | 0 | 0 | 0 | 5 | 0 | 5 |
| NELSON | | | | | | |
| Windsor Gardens CCRC | 0 | 0 | 0 | 0 | 7 | 7 |
| NELSON County Total: | 0 | 0 | 0 | 0 | 7 | 7 |
| ADD: 5 Total | 0 | 0 | 0 | 5 | 7 | 12 |
| ADD: 6 KIPDA | | | | | | |
| JEFFERSON | | | | | | |
| Christian Health Center of Louisville | 0 | 1 | 1 | 0 | 0 | 2 |
| Episcopal Church Home | 0 | 0 | 3 | 11 | 0 | 14 |
| Louisville Protestant Altenheim | 0 | 0 | 1 | 3 | 0 | 4 |
| Nazareth Home Clifton | 0 | 0 | 0 | 1 | 0 | 1 |
| The Forum at Brookside | 0 | 0 | 0 | 4 | 0 | 4 |
| JEFFERSON County Total: | 0 | 1 | 5 | 19 | 0 | 25 |
| ADD: 6 Total | 0 | 1 | 5 | 19 | 0 | 25 |
| ADD: 7 NORTHERN KY | | | | | | |
| KENTON | | | | | | |
| Madonna Manor | 0 | 0 | 0 | 1 | 0 | 1 |
| KENTON County Total: | 0 | 0 | 0 | 1 | 0 | 1 |
| ADD: 7 Total | 0 | 0 | 0 | 1 | 0 | 1 |

2017 ANNUAL KENTUCKY LONG TERM CARE UTILIZATION AND SERVICE REPORT

Table 24 - Facility Resident Death Distribution- Nursing Home (CCRC) Beds 2017

| ADD / Facility | Under 65 | 65-74 | 75-84 | Over 85 | Unknown | Total |
|--------------------------------------|-----------------|--------------|--------------|----------------|----------------|--------------|
| ADD: 10 FIVCO | | | | | | |
| GREENUP | | | | | | |
| Trinity Station Retirement Community | 0 | 0 | 1 | 2 | 0 | 3 |
| GREENUP County Total: | 0 | 0 | 1 | 2 | 0 | 3 |
| ADD: 10 Total | 0 | 0 | 1 | 2 | 0 | 3 |
| ADD: 13 CUMBERLAND VALLEY | | | | | | |
| KNOX | | | | | | |
| Christian Health Center - Corbin | 0 | 0 | 0 | 0 | 0 | 0 |
| KNOX County Total: | 0 | 0 | 0 | 0 | 0 | 0 |
| LAUREL | | | | | | |
| Laurel Heights Home for the Elderly | 1 | 0 | 0 | 8 | 0 | 9 |
| LAUREL County Total: | 1 | 0 | 0 | 8 | 0 | 9 |
| ADD: 13 Total | 1 | 0 | 0 | 8 | 0 | 9 |
| ADD: 14 LAKE CUMBERLAND | | | | | | |
| PULASKI | | | | | | |
| The Neighborhood Nursing Facility | 0 | 0 | 1 | 8 | 0 | 9 |
| PULASKI County Total: | 0 | 0 | 1 | 8 | 0 | 9 |
| ADD: 14 Total | 0 | 0 | 1 | 8 | 0 | 9 |
| ADD: 15 BLUEGRASS | | | | | | |
| FAYETTE | | | | | | |
| Sayre Christian Village Nursing Home | 0 | 0 | 2 | 6 | 0 | 8 |
| The Willows at Hamburg | 0 | 0 | 1 | 1 | 0 | 2 |
| FAYETTE County Total: | 0 | 0 | 3 | 7 | 0 | 10 |
| HARRISON | | | | | | |
| Cedar Ridge Health Campus | 0 | 0 | 0 | 1 | 0 | 1 |
| HARRISON County Total: | 0 | 0 | 0 | 1 | 0 | 1 |
| JESSAMINE | | | | | | |
| Wesley Village | 0 | 0 | 4 | 14 | 0 | 18 |
| JESSAMINE County Total: | 0 | 0 | 4 | 14 | 0 | 18 |
| MADISON | | | | | | |
| Telford Terrace | 0 | 1 | 1 | 4 | 0 | 6 |
| MADISON County Total: | 0 | 1 | 1 | 4 | 0 | 6 |
| WOODFORD | | | | | | |
| The Homeplace At Midway | 0 | 0 | 0 | 0 | 0 | 0 |
| WOODFORD County Total: | 0 | 0 | 0 | 0 | 0 | 0 |
| ADD: 15 Total | 0 | 1 | 8 | 26 | 0 | 35 |
| Statewide Total | 1 | 2 | 15 | 81 | 7 | 106 |

2017 ANNUAL KENTUCKY LONG TERM CARE UTILIZATION AND SERVICE REPORT

Table 25 - Facility Resident Death Distribution- Nursing Home (Non-CCRC) Beds 2017

| ADD / Facility | Under 65 | 65-74 | 75-84 | Over 85 | Unknown | Total |
|------------------------------------------|-----------------|--------------|--------------|----------------|----------------|--------------|
| ADD: 3 GREEN RIVER | | | | | | |
| DAVIESS | | | | | | |
| Hermitage Care and Rehabilitation Center | 0 | 0 | 4 | 9 | 0 | 13 |
| DAVIESS County Total: | 0 | 0 | 4 | 9 | 0 | 13 |
| WEBSTER | | | | | | |
| Shemwell Nursing Home | 0 | 0 | 0 | 7 | 0 | 7 |
| WEBSTER County Total: | 0 | 0 | 0 | 7 | 0 | 7 |
| ADD: 3 Total | 0 | 0 | 4 | 16 | 0 | 20 |
| ADD: 4 BARREN RIVER | | | | | | |
| WARREN | | | | | | |
| Christian Health Center, Bowling Green | 0 | 0 | 0 | 0 | 0 | 0 |
| WARREN County Total: | 0 | 0 | 0 | 0 | 0 | 0 |
| ADD: 4 Total | 0 | 0 | 0 | 0 | 0 | 0 |
| ADD: 5 LINCOLN TRAIL | | | | | | |
| MARION | | | | | | |
| The Village of Lebanon II | 0 | 2 | 1 | 14 | 0 | 17 |
| MARION County Total: | 0 | 2 | 1 | 14 | 0 | 17 |
| ADD: 5 Total | 0 | 2 | 1 | 14 | 0 | 17 |
| ADD: 7 NORTHERN KY | | | | | | |
| KENTON | | | | | | |
| Madonna Manor | 0 | 0 | 0 | 0 | 0 | 0 |
| KENTON County Total: | 0 | 0 | 0 | 0 | 0 | 0 |
| ADD: 7 Total | 0 | 0 | 0 | 0 | 0 | 0 |
| ADD: 15 BLUEGRASS | | | | | | |
| BOURBON | | | | | | |
| Bourbon Heights | 0 | 3 | 0 | 4 | 0 | 7 |
| BOURBON County Total: | 0 | 3 | 0 | 4 | 0 | 7 |
| FAYETTE | | | | | | |
| The Willows at Hamburg | 0 | 0 | 0 | 0 | 0 | 0 |
| FAYETTE County Total: | 0 | 0 | 0 | 0 | 0 | 0 |
| WOODFORD | | | | | | |
| Taylor Manor Nursing Home | 0 | 1 | 0 | 24 | 0 | 25 |
| The Homeplace At Midway | 0 | 0 | 0 | 0 | 0 | 0 |
| WOODFORD County Total: | 0 | 1 | 0 | 24 | 0 | 25 |
| ADD: 15 Total | 0 | 4 | 0 | 28 | 0 | 32 |
| Statewide Total | 0 | 6 | 5 | 58 | 0 | 69 |

2017 ANNUAL KENTUCKY LONG TERM CARE UTILIZATION AND SERVICE REPORT

Table 26 - Facility Resident Death Distribution- Intermediate Care Beds 2017

| ADD / Facility | Under 65 | 65-74 | 75-84 | Over 85 | Unknown | Total |
|----------------------------------------|-----------------|--------------|--------------|----------------|----------------|--------------|
| ADD: 3 GREEN RIVER | | | | | | |
| WEBSTER | | | | | | |
| Shemwell Nursing Home | 0 | 0 | 0 | 1 | 0 | 1 |
| WEBSTER County Total: | 0 | 0 | 0 | 1 | 0 | 1 |
| ADD: 3 Total | 0 | 0 | 0 | 1 | 0 | 1 |
| ADD: 4 BARREN RIVER | | | | | | |
| WARREN | | | | | | |
| Christian Health Center, Bowling Green | 0 | 0 | 0 | 1 | 0 | 1 |
| WARREN County Total: | 0 | 0 | 0 | 1 | 0 | 1 |
| ADD: 4 Total | 0 | 0 | 0 | 1 | 0 | 1 |
| ADD: 6 KIPDA | | | | | | |
| JEFFERSON | | | | | | |
| Eastern Star Home in KY | 0 | 0 | 3 | 6 | 0 | 9 |
| Louisville Protestant Altenheim | 0 | 2 | 4 | 2 | 0 | 8 |
| The Forum at Brookside | 0 | 0 | 0 | 0 | 0 | 0 |
| JEFFERSON County Total: | 0 | 2 | 7 | 8 | 0 | 17 |
| ADD: 6 Total | 0 | 2 | 7 | 8 | 0 | 17 |
| ADD: 15 BLUEGRASS | | | | | | |
| HARRISON | | | | | | |
| Cedar Ridge Health Campus | 0 | 0 | 1 | 0 | 0 | 1 |
| HARRISON County Total: | 0 | 0 | 1 | 0 | 0 | 1 |
| JESSAMINE | | | | | | |
| Wesley Village | 0 | 0 | 0 | 0 | 0 | 0 |
| JESSAMINE County Total: | 0 | 0 | 0 | 0 | 0 | 0 |
| MADISON | | | | | | |
| Telford Terrace | 0 | 0 | 0 | 0 | 0 | 0 |
| MADISON County Total: | 0 | 0 | 0 | 0 | 0 | 0 |
| WOODFORD | | | | | | |
| Taylor Manor Nursing Home | 0 | 0 | 0 | 0 | 0 | 0 |
| WOODFORD County Total: | 0 | 0 | 0 | 0 | 0 | 0 |
| ADD: 15 Total | 0 | 0 | 1 | 0 | 0 | 1 |
| Statewide Total | 0 | 2 | 8 | 10 | 0 | 20 |

2017 ANNUAL KENTUCKY LONG TERM CARE UTILIZATION AND SERVICE REPORT

Table 27 - Facility Resident Death Distribution- Alzheimer Facility Beds 2017

| ADD / Facility | Under 65 | 65-74 | 75-84 | Over 85 | Unknown | Total |
|------------------------------|-----------------|--------------|--------------|----------------|----------------|--------------|
| ADD: 3 GREEN RIVER | | | | | | |
| DAVIESS | | | | | | |
| Wellington Parc of Owensboro | 0 | 4 | 5 | 9 | 0 | 18 |
| DAVIESS County Total: | 0 | 4 | 5 | 9 | 0 | 18 |
| ADD: 3 Total | 0 | 4 | 5 | 9 | 0 | 18 |
| ADD: 4 BARREN RIVER | | | | | | |
| WARREN | | | | | | |
| Magnolia Village Care | 0 | 3 | 10 | 20 | 0 | 33 |
| WARREN County Total: | 0 | 3 | 10 | 20 | 0 | 33 |
| ADD: 4 Total | 0 | 3 | 10 | 20 | 0 | 33 |
| Statewide Total | 0 | 7 | 15 | 29 | 0 | 51 |

2017 ANNUAL KENTUCKY LONG TERM CARE UTILIZATION AND SERVICE REPORT

Table 28 - Facility Resident Death Distribution- ICF/IID Beds 2017

| ADD / Facility | Under 65 | 65-74 | 75-84 | Over 85 | Unknown | Total |
|--------------------------------------------------------|-----------------|--------------|--------------|----------------|----------------|--------------|
| ADD: 2 PENNYRILE | | | | | | |
| CHRISTIAN | | | | | | |
| Outwood ICF/IID | 1 | 0 | 0 | 0 | 0 | 1 |
| CHRISTIAN County Total: | 1 | 0 | 0 | 0 | 0 | 1 |
| ADD: 2 Total | 1 | 0 | 0 | 0 | 0 | 1 |
| ADD: 3 GREEN RIVER | | | | | | |
| DAVIESS | | | | | | |
| Wendell Foster's Campus for Developmental Disabilities | 2 | 2 | 0 | 0 | 0 | 4 |
| DAVIESS County Total: | 2 | 2 | 0 | 0 | 0 | 4 |
| ADD: 3 Total | 2 | 2 | 0 | 0 | 0 | 4 |
| ADD: 6 KIPDA | | | | | | |
| BULLITT | | | | | | |
| Meadows ICF/IID | 0 | 0 | 0 | 0 | 0 | 0 |
| BULLITT County Total: | 0 | 0 | 0 | 0 | 0 | 0 |
| HENRY | | | | | | |
| Cedar Lake Lodge Park Place I | 1 | 0 | 0 | 0 | 0 | 1 |
| Cedar Lake Lodge Park Place II | 0 | 0 | 0 | 0 | 0 | 0 |
| HENRY County Total: | 1 | 0 | 0 | 0 | 0 | 1 |
| JEFFERSON | | | | | | |
| Bingham Gardens | 0 | 0 | 0 | 0 | 0 | 0 |
| Del Maria ICF/IID | 0 | 0 | 0 | 0 | 0 | 0 |
| Hazelwood Center | 10 | 1 | 1 | 0 | 0 | 12 |
| JEFFERSON County Total: | 10 | 1 | 1 | 0 | 0 | 12 |
| OLDHAM | | | | | | |
| Cedar Lake Lodge | 2 | 0 | 1 | 0 | 0 | 3 |
| Cedar Lake Lodge Sycamore Run I | 1 | 0 | 0 | 0 | 0 | 1 |
| Cedar Lake Lodge Sycamore Run II | 0 | 0 | 0 | 0 | 0 | 0 |
| Windsong ICF/IID | 1 | 0 | 0 | 0 | 0 | 1 |
| OLDHAM County Total: | 4 | 0 | 1 | 0 | 0 | 5 |
| ADD: 6 Total | 15 | 1 | 2 | 0 | 0 | 18 |
| ADD: 14 LAKE CUMBERLAND | | | | | | |
| PULASKI | | | | | | |
| Oakwood ICF/IID Unit 1 | 3 | 1 | 0 | 0 | 0 | 4 |
| Oakwood ICF/IID Unit 2 | 0 | 0 | 0 | 0 | 0 | 0 |

2017 ANNUAL KENTUCKY LONG TERM CARE UTILIZATION AND SERVICE REPORT

Table 28 - Facility Resident Death Distribution- ICF/IID Beds 2017

| ADD / Facility | Under 65 | 65-74 | 75-84 | Over 85 | Unknown | Total |
|------------------------------|-----------------|--------------|--------------|----------------|----------------|--------------|
| Oakwood ICF/IID Unit 3 | 0 | 0 | 0 | 0 | 0 | 0 |
| Oakwood ICF/IID Unit 4 | 0 | 0 | 0 | 0 | 0 | 0 |
| PULASKI County Total: | 3 | 1 | 0 | 0 | 0 | 4 |
| ADD: 14 Total | 3 | 1 | 0 | 0 | 0 | 4 |
| Statewide Total | 21 | 4 | 2 | 0 | 0 | 27 |

*Kentucky Annual
Long-Term Care Services Report*



*Section V
Nursing Facility by ADD*

2017 ANNUAL KENTUCKY LONG TERM CARE UTILIZATION AND SERVICE REPORT

Table 29 - Nursing Facility By ADD 2017

| ADD / Facility | Licensed Beds | Beds In Operation | Beginning Census | Admissions | Discharges | Deaths | Ending Census | Total Patient Days | Occupancy Percentage |
|------------------------------------------------------|----------------------|--------------------------|-------------------------|-------------------|-------------------|---------------|----------------------|---------------------------|-----------------------------|
| ADD: 1 PURCHASE | | | | | | | | | |
| Baptist Health Paducah | 20 | 20 | 14 | 91 | 93 | 12 | 0 | 938 | 57.20% |
| Barkley Center | 86 | 86 | 59 | 152 | 116 | 26 | 69 | 24,033 | 76.56% |
| Calvert City Convalescent Center | 95 | 95 | 90 | 84 | 56 | 37 | 81 | 31,673 | 91.34% |
| Clinton Hickman County Nursing Facility | 46 | 46 | 42 | 31 | 18 | 13 | 42 | 14,914 | 88.83% |
| Clinton Place | 88 | 88 | 75 | 175 | 159 | 19 | 72 | 26,280 | 81.82% |
| Concordia Healthcare Center-Heritage Manor | 100 | 85 | 62 | 168 | 144 | 22 | 64 | 24,619 | 46.71% |
| Countryside Center | 53 | 53 | 43 | 94 | 77 | 18 | 42 | 16,111 | 83.28% |
| Diversicare of Fulton | 60 | 60 | 47 | 67 | 44 | 22 | 48 | 17,810 | 81.32% |
| Green Acres Health Care | 73 | 73 | 58 | 103 | 78 | 21 | 62 | 21,185 | 79.51% |
| Lake Way Nursing and Rehabilitation Center | 96 | 96 | 91 | 102 | 71 | 37 | 85 | 30,223 | 86.25% |
| Life Care Center of LaCenter | 70 | 70 | 59 | 94 | 66 | 40 | 47 | 20,636 | 80.77% |
| McCracken Nursing and Rehabilitation Center | 103 | 103 | 61 | 27 | 16 | 4 | 68 | 25,017 | 66.54% |
| Mills Health and Rehab Center | 98 | 98 | 95 | 197 | 160 | 38 | 94 | 33,978 | 94.99% |
| Oakview Nursing and Rehabilitation Center | 100 | 100 | 60 | 83 | 48 | 28 | 67 | 25,194 | 69.02% |
| Parkview Nursing and Rehabilitation Center (Paducah) | 228 | 228 | 181 | 547 | 466 | 61 | 201 | 69,984 | 84.10% |
| Spring Creek Health Care | 226 | 226 | 138 | 477 | 406 | 65 | 144 | 50,083 | 60.71% |
| Superior Care Home | 108 | 108 | 71 | 340 | 280 | 23 | 108 | 29,580 | 75.04% |
| ADD: 1 Total | 1,650 | 1,635 | 1,246 | 2,832 | 2,298 | 486 | 1,294 | 462,258 | 75.43% |
| ADD: 2 PENNYRILE | | | | | | | | | |
| Baptist Health Transitional Care | 20 | 20 | 12 | 54 | 64 | 2 | 0 | 880 | 56.41% |
| Bradford Heights Health & Rehab Center | 100 | 100 | 78 | 263 | 242 | 31 | 68 | 27,842 | 76.28% |
| Brighton Cornerstone Health Care | 66 | 66 | 53 | 61 | 42 | 11 | 61 | 20,610 | 85.55% |
| Christian Care Center of Kuttawa | 65 | 65 | 62 | 154 | 142 | 16 | 58 | 22,397 | 94.40% |
| Christian Health Center, Hopkinsville | 112 | 112 | 104 | 225 | 196 | 25 | 108 | 38,352 | 93.82% |
| Christian Heights Nursing and Rehabilitation Center | 60 | 60 | 36 | 41 | 27 | 9 | 41 | 14,427 | 65.88% |
| Concordia Nursing and Rehabilitation-Maple | 97 | 97 | 94 | 135 | 116 | 21 | 92 | 33,438 | 94.44% |
| Covington Convalescent Center | 72 | 72 | 68 | 63 | 49 | 18 | 64 | 24,539 | 93.38% |
| Crittenden County Health and Rehabilitation Center | 101 | 101 | 70 | 69 | 32 | 23 | 84 | 27,471 | 74.52% |
| Dawson Springs Health And Rehab Ctr | 59 | 59 | 53 | 40 | 30 | 10 | 53 | 19,730 | 91.62% |
| Diversicare of Greenville | 62 | 62 | 56 | 153 | 128 | 23 | 58 | 21,194 | 93.65% |
| Hearthstone Place | 60 | 60 | 53 | 118 | 104 | 21 | 46 | 16,875 | 77.05% |
| Hillside Center | 71 | 71 | 53 | 125 | 114 | 9 | 55 | 20,003 | 77.19% |
| Joseph Eddie Ballard Western Kentucky Veterans Cen | 156 | 156 | 105 | 34 | 10 | 32 | 97 | 35,564 | 62.46% |

2017 ANNUAL KENTUCKY LONG TERM CARE UTILIZATION AND SERVICE REPORT

Table 29 - Nursing Facility By ADD 2017

| ADD / Facility | Licensed Beds | Beds In Operation | Beginning Census | Admissions | Discharges | Deaths | Ending Census | Total Patient Days | Occupancy Percentage |
|-----------------------------------------------------|----------------------|--------------------------|-------------------------|-------------------|-------------------|---------------|----------------------|---------------------------|-----------------------------|
| NHC HealthCare, Madisonville | 94 | 94 | 85 | 75 | 45 | 35 | 80 | 30,325 | 88.39% |
| Owensboro Health Muhlenberg Community Hospital | 45 | 45 | 37 | 150 | 130 | 22 | 35 | 13,175 | 80.21% |
| Princeton Health and Rehab Center | 104 | 58 | 60 | 116 | 99 | 26 | 51 | 21,050 | 55.45% |
| Ridgewood Terrace Nursing Home | 110 | 110 | 103 | 269 | 199 | 69 | 104 | 34,378 | 85.62% |
| River's Bend Retirement Community | 40 | 40 | 37 | 31 | 17 | 12 | 39 | 14,105 | 96.61% |
| Salem Springlake Health and Rehabilitation Center | 75 | 73 | 53 | 66 | 48 | 18 | 53 | 19,409 | 70.90% |
| Shady Lawn Nursing and Rehabilitation Center | 50 | 50 | 35 | 39 | 29 | 14 | 31 | 12,437 | 68.15% |
| Tradewater Pointe | 60 | 60 | 56 | 17 | 3 | 20 | 50 | 17,795 | 81.26% |
| Western State Nursing Facility | 144 | 144 | 109 | 14 | 9 | 14 | 100 | 37,028 | 70.45% |
| ADD: 2 Total | 1,823 | 1,775 | 1,472 | 2,312 | 1,875 | 481 | 1,428 | 523,024 | 79.29% |
| ADD: 3 GREEN RIVER | | | | | | | | | |
| Beaver Dam Nursing and Rehab Center | 58 | 58 | 56 | 81 | 71 | 12 | 54 | 20,353 | 96.14% |
| Breckinridge Place | 16 | 16 | 16 | 25 | 20 | 5 | 16 | 5,654 | 96.82% |
| Carmel Home | 36 | 36 | 33 | 29 | 11 | 15 | 36 | 13,011 | 99.02% |
| Fordsville Nursing and Rehabilitation Center | 67 | 67 | 63 | 46 | 33 | 10 | 66 | 23,184 | 94.80% |
| Heartland Villa Care and Rehabilitation Center Com | 45 | 45 | 39 | 82 | 59 | 21 | 41 | 15,017 | 91.43% |
| Henderson Nursing and Rehabilitation Center | 90 | 90 | 62 | 68 | 52 | 16 | 62 | 23,683 | 72.09% |
| Hermitage Care and Rehabilitation Center | 70 | 70 | 47 | 91 | 54 | 22 | 62 | 22,630 | 88.57% |
| Morganfield Nursing and Rehabilitation Center | 60 | 60 | 49 | 126 | 110 | 15 | 50 | 19,140 | 87.40% |
| Owensboro Center | 145 | 141 | 120 | 185 | 139 | 42 | 124 | 45,810 | 86.56% |
| Redbanks | 222 | 222 | 185 | 266 | 215 | 53 | 183 | 66,022 | 81.48% |
| Redbanks Colonial Terrace | 87 | 87 | 74 | 93 | 79 | 22 | 66 | 25,576 | 80.54% |
| Riverside Care & Rehab Ctr | 79 | 79 | 66 | 114 | 89 | 28 | 63 | 24,285 | 84.22% |
| Signature Healthcare at Hillcrest | 156 | 156 | 122 | 247 | 213 | 34 | 122 | 43,805 | 76.93% |
| Signature Healthcare of Hartford Rehab and Wellness | 110 | 110 | 86 | 125 | 86 | 31 | 94 | 32,587 | 81.16% |
| The Transitional Care Center of Owensboro | 30 | 30 | 26 | 728 | 724 | 11 | 19 | 8,190 | 74.79% |
| Twin Rivers Nursing and Rehab Center | 132 | 132 | 116 | 81 | 63 | 20 | 114 | 43,486 | 90.26% |
| Wellington Parc of Owensboro | 20 | 20 | 20 | 8 | 2 | 7 | 19 | 7,077 | 96.95% |
| ADD: 3 Total | 1,423 | 1,419 | 1,180 | 2,395 | 2,020 | 364 | 1,191 | 439,510 | 84.62% |
| ADD: 4 BARREN RIVER | | | | | | | | | |
| Auburn Health Care | 66 | 66 | 56 | 40 | 34 | 15 | 47 | 19,401 | 80.54% |
| Bowling Green Nursing and Rehabilitation | 66 | 66 | 60 | 92 | 79 | 19 | 54 | 21,071 | 87.47% |
| Cal Turner Rehab and Specialty Care | 110 | 110 | 106 | 103 | 55 | 46 | 108 | 38,856 | 96.78% |
| Christian Health Center, Bowling Green | 22 | 22 | 22 | 165 | 156 | 11 | 20 | 7,291 | 90.80% |

2017 ANNUAL KENTUCKY LONG TERM CARE UTILIZATION AND SERVICE REPORT

Table 29 - Nursing Facility By ADD 2017

| ADD / Facility | Licensed Beds | Beds In Opration | Beginning Census | Admissions | Discharges | Deaths | Ending Census | Total Patient Days | Occupancy Percentage |
|----------------------------------------------------|----------------------|-------------------------|-------------------------|-------------------|-------------------|---------------|----------------------|---------------------------|-----------------------------|
| Colonial Center | 48 | 48 | 47 | 70 | 58 | 15 | 44 | 16,496 | 94.16% |
| Creekwood Place Nursing and Rehab Center | 104 | 104 | 95 | 379 | 350 | 35 | 89 | 33,958 | 89.46% |
| Diversicare of Glasgow | 94 | 94 | 91 | 97 | 66 | 33 | 89 | 32,510 | 94.75% |
| Edmonson Center | 74 | 74 | 72 | 117 | 95 | 27 | 67 | 25,417 | 94.10% |
| Franklin-Simpson Nursing and Rehabilitation | 98 | 98 | 80 | 293 | 271 | 15 | 87 | 31,484 | 88.02% |
| Glasgow State Nursing Facility | 100 | 75 | 71 | 17 | 8 | 10 | 70 | 25,654 | 70.28% |
| Glenview Health Care Facility | 60 | 60 | 49 | 63 | 42 | 17 | 53 | 19,774 | 90.29% |
| Greenwood Nursing and Rehabilitation | 128 | 128 | 114 | 533 | 469 | 57 | 121 | 43,364 | 92.82% |
| Hopkins Center | 50 | 50 | 49 | 80 | 61 | 21 | 47 | 16,933 | 92.78% |
| Metcalfe Health Care Center | 71 | 71 | 70 | 91 | 68 | 26 | 67 | 24,561 | 94.78% |
| Morgantown Care and Rehabilitation Center | 122 | 122 | 108 | 192 | 149 | 51 | 100 | 38,783 | 87.09% |
| NHC HealthCare, Glasgow | 194 | 194 | 177 | 284 | 230 | 57 | 174 | 63,735 | 90.01% |
| Signature Healthcare Bowling Green | 176 | 176 | 140 | 196 | 164 | 46 | 126 | 49,213 | 76.61% |
| Signature Healthcare of Glasgow | 68 | 68 | 59 | 106 | 84 | 22 | 59 | 21,879 | 88.15% |
| Signature Healthcare of Hart County | 104 | 104 | 88 | 151 | 120 | 33 | 86 | 32,912 | 86.70% |
| Signature HealthCare of Monroe County Rehab | 104 | 104 | 96 | 143 | 125 | 22 | 92 | 33,353 | 87.86% |
| T J Samson Community Hospital Skilled Nursing Unit | 16 | 16 | 10 | 268 | 263 | 3 | 12 | 3,494 | 59.83% |
| ADD: 4 Total | 1,875 | 1,850 | 1,660 | 3,480 | 2,947 | 581 | 1,612 | 600,139 | 87.69% |
| ADD: 5 LINCOLN TRAIL | | | | | | | | | |
| Bardstown Health and Rehab | 100 | 100 | 99 | 292 | 272 | 38 | 81 | 31,784 | 87.08% |
| Brandenburg Nursing and Rehabilitation | 57 | 57 | 51 | 52 | 32 | 20 | 51 | 18,771 | 90.22% |
| Breckinridge Memorial Nursing Facility | 18 | 18 | 18 | 12 | 2 | 11 | 17 | 6,425 | 97.79% |
| Cedars Of Lebanon Nursing Center | 81 | 81 | 67 | 74 | 58 | 22 | 61 | 23,516 | 79.54% |
| Elizabethtown Nursing and Rehab | 65 | 65 | 58 | 133 | 118 | 16 | 57 | 21,295 | 89.76% |
| Flaget Memorial Hospital NF | 12 | 12 | 8 | 293 | 290 | 4 | 7 | 3,308 | 75.53% |
| Grayson Manor | 72 | 72 | 70 | 130 | 101 | 29 | 70 | 25,320 | 96.35% |
| Hardinsburg Nursing and Rehabilitation | 63 | 63 | 61 | 84 | 60 | 26 | 59 | 21,733 | 94.51% |
| Helmwood Healthcare Center | 60 | 60 | 49 | 172 | 148 | 23 | 50 | 17,885 | 81.67% |
| Kensington Center | 82 | 82 | 73 | 392 | 355 | 34 | 76 | 27,621 | 92.29% |
| Loretto Motherhouse Infirmary | 59 | 59 | 54 | 36 | 18 | 19 | 53 | 20,629 | 94.22% |
| Nursing Facility of Hardin Memorial Hospital | 15 | 15 | 10 | 380 | 378 | 1 | 11 | 4,267 | 77.94% |
| Radcliff Veterans Center | 120 | 120 | 0 | 32 | 1 | 1 | 30 | 4,512 | 15.86% |
| Sansbury Care Center | 48 | 48 | 46 | 19 | 7 | 12 | 46 | 16,671 | 95.15% |
| Signature Healthcare At Colonial Rehab | 65 | 65 | 63 | 148 | 126 | 29 | 56 | 21,172 | 89.24% |

2017 ANNUAL KENTUCKY LONG TERM CARE UTILIZATION AND SERVICE REPORT

Table 29 - Nursing Facility By ADD 2017

| ADD / Facility | Licensed Beds | Beds In Operation | Beginning Census | Admissions | Discharges | Deaths | Ending Census | Total Patient Days | Occupancy Percentage |
|----------------------------------------------------------|---------------|-------------------|------------------|--------------|--------------|------------|---------------|--------------------|----------------------|
| Signature Healthcare at North Hardin Rehab | 148 | 148 | 121 | 244 | 217 | 30 | 118 | 44,002 | 81.46% |
| Signature Healthcare of Elizabethtown | 112 | 104 | 80 | 267 | 240 | 26 | 81 | 29,873 | 73.07% |
| Spring View Health and Rehab Center | 71 | 71 | 59 | 150 | 131 | 19 | 59 | 22,204 | 85.68% |
| Springfield Nursing and Rehabilitation Center | 70 | 70 | 60 | 69 | 64 | 12 | 53 | 20,408 | 79.87% |
| Sunrise Manor Nursing Home | 137 | 137 | 130 | 282 | 227 | 63 | 122 | 45,056 | 90.10% |
| Village of Lebanon II | 16 | 16 | 16 | 10 | 5 | 5 | 16 | 5,735 | 98.20% |
| ADD: 5 Total | 1,471 | 1,463 | 1,193 | 3,271 | 2,850 | 440 | 1,174 | 432,187 | 82.81% |
| ADD: 6 KIPDA | | | | | | | | | |
| Baptist Health La Grange | 30 | 15 | 12 | 188 | 172 | 13 | 15 | 5,273 | 48.16% |
| Brownsboro Hills Nursing Home | 96 | 96 | 80 | 80 | 85 | 13 | 62 | 26,322 | 75.12% |
| Christian Health Center of Louisville | 118 | 118 | 76 | 420 | 380 | 41 | 75 | 42,071 | 97.68% |
| Christian Health Center West | 92 | 92 | 84 | 94 | 81 | 10 | 87 | 29,466 | 87.75% |
| Clifton Oaks Care Center | 110 | 110 | 92 | 198 | 199 | 13 | 78 | 33,854 | 84.32% |
| Crestview Center | 58 | 58 | 58 | 167 | 151 | 17 | 57 | 19,942 | 94.20% |
| Diversicare of Seneca Place | 107 | 107 | 79 | 289 | 262 | 26 | 80 | 31,436 | 80.49% |
| Episcopal Church Home | 93 | 93 | 81 | 471 | 328 | 157 | 67 | 28,118 | 82.83% |
| Essex Nursing and Rehabilitation Center | 128 | 128 | 115 | 164 | 123 | 48 | 108 | 37,864 | 81.04% |
| Forest Springs Health Campus | 58 | 58 | 47 | 341 | 311 | 33 | 44 | 18,583 | 87.78% |
| Franciscan Health Care Center | 85 | 85 | 75 | 844 | 801 | 38 | 80 | 29,284 | 94.39% |
| Friendship Manor Nursing Home | 128 | 128 | 123 | 199 | 150 | 52 | 120 | 44,326 | 94.88% |
| Georgetown Manor | 120 | 118 | 101 | 146 | 117 | 23 | 107 | 38,179 | 87.17% |
| Glen Ridge Health Campus | 70 | 67 | 64 | 749 | 727 | 23 | 63 | 23,319 | 91.27% |
| Green Meadows Healthcare Center 1 | 122 | 122 | 102 | 219 | 183 | 50 | 88 | 35,358 | 79.40% |
| Highlands Nursing and Rehabilitation Center (Louisville) | 154 | 154 | 129 | 338 | 310 | 17 | 140 | 48,501 | 86.29% |
| Hillcreek Rehabilitation and Care | 172 | 172 | 140 | 292 | 259 | 24 | 149 | 54,919 | 87.48% |
| Home of the Innocents | 76 | 76 | 76 | 41 | 41 | 0 | 76 | 27,573 | 99.40% |
| Kindred Hospital - Louisville | 47 | 47 | 47 | 47 | 31 | 19 | 44 | 16,663 | 97.13% |
| Klondike Center | 62 | 62 | 57 | 209 | 196 | 16 | 54 | 21,269 | 93.99% |
| Landmark of Louisville Rehab and Nursing | 252 | 252 | 229 | 406 | 340 | 70 | 225 | 84,846 | 92.24% |
| Little Sisters of the Poor - St. Joseph's Home | 35 | 35 | 35 | 10 | 1 | 9 | 35 | 12,578 | 98.46% |
| Masonic Home of Louisville | 167 | 136 | 130 | 822 | 758 | 61 | 133 | 47,436 | 77.82% |
| Masonic Home of Shelbyville | 117 | 108 | 101 | 392 | 344 | 51 | 98 | 36,261 | 84.91% |
| Nazareth Home | 118 | 118 | 116 | 624 | 525 | 100 | 115 | 40,363 | 93.71% |

2017 ANNUAL KENTUCKY LONG TERM CARE UTILIZATION AND SERVICE REPORT

Table 29 - Nursing Facility By ADD 2017

| ADD / Facility | Licensed Beds | Beds In Operation | Beginning Census | Admissions | Discharges | Deaths | Ending Census | Total Patient Days | Occupancy Percentage |
|----------------------------------------------------|---------------|-------------------|------------------|---------------|---------------|--------------|---------------|--------------------|----------------------|
| Nazareth Home Clifton | 115 | 115 | 83 | 366 | 296 | 63 | 90 | 35,135 | 83.70% |
| Oaklawn Nursing and Rehab | 130 | 130 | 108 | 1,032 | 995 | 43 | 102 | 40,231 | 84.79% |
| Park Terrace Health Campus | 88 | 88 | 68 | 791 | 759 | 24 | 76 | 29,334 | 91.33% |
| Providence New Castle | 60 | 60 | 54 | 54 | 28 | 24 | 56 | 19,430 | 88.72% |
| Providence Richwood | 120 | 120 | 102 | 119 | 81 | 30 | 110 | 38,386 | 87.64% |
| Providence Louisville East Post Acute | 178 | 178 | 144 | 329 | 289 | 37 | 147 | 54,659 | 84.13% |
| Regency Rehabilitation and Nursing Center | 110 | 110 | 97 | 235 | 215 | 23 | 94 | 37,497 | 93.39% |
| Regis Woods Care and Rehabilitation Center | 186 | 186 | 165 | 514 | 485 | 23 | 171 | 64,008 | 94.28% |
| Rivers Edge Nursing and Rehabilitation Center | 100 | 100 | 87 | 39 | 25 | 10 | 91 | 31,732 | 86.94% |
| Signature Health Care of East Louisville | 128 | 128 | 112 | 353 | 310 | 42 | 113 | 41,280 | 88.36% |
| Signature Health Care of South Louisville | 100 | 100 | 80 | 542 | 513 | 26 | 83 | 30,633 | 83.93% |
| Signature Health Care of Spencer County | 120 | 120 | 95 | 112 | 78 | 33 | 96 | 34,556 | 78.89% |
| Signature Health Care of Trimble County | 60 | 58 | 55 | 83 | 72 | 11 | 55 | 19,316 | 88.20% |
| Signature Healthcare At Jefferson Manor Rehab | 100 | 99 | 84 | 183 | 168 | 31 | 68 | 29,181 | 79.95% |
| Signature Healthcare at Jefferson Place Rehab | 95 | 95 | 78 | 477 | 463 | 31 | 61 | 26,133 | 75.37% |
| Signature Healthcare At Rockford Rehab | 110 | 110 | 99 | 236 | 221 | 25 | 89 | 33,855 | 84.32% |
| Signature Healthcare at St's Mary & Elizabeth Hosp | 20 | 20 | 15 | 434 | 440 | 0 | 9 | 5,825 | 79.79% |
| Signature Healthcare At Summerfield Rehab | 165 | 161 | 129 | 336 | 321 | 31 | 113 | 45,361 | 75.32% |
| Signature Healthcare of Cherokee Park | 84 | 70 | 69 | 341 | 332 | 18 | 60 | 24,740 | 80.69% |
| Springhurst Health and Rehab | 90 | 90 | 69 | 287 | 238 | 35 | 83 | 29,730 | 90.50% |
| St Matthews Care Center | 125 | 125 | 120 | 228 | 189 | 48 | 111 | 43,698 | 95.78% |
| The Forum at Brookside | 40 | 40 | 31 | 140 | 131 | 8 | 32 | 13,251 | 90.76% |
| The Good Samaritan Society-Jeffersontown | 98 | 98 | 78 | 120 | 107 | 17 | 74 | 28,109 | 78.58% |
| Treyton Oaks Towers | 60 | 60 | 48 | 231 | 209 | 29 | 41 | 15,222 | 69.51% |
| Wesley Manor | 68 | 64 | 62 | 78 | 48 | 31 | 61 | 22,609 | 91.09% |
| Westminster Terrace | 104 | 104 | 92 | 194 | 170 | 20 | 96 | 34,797 | 91.67% |
| Westport Care Center | 145 | 145 | 135 | 88 | 87 | 24 | 112 | 44,884 | 84.81% |
| Westport Place Health Campus | 62 | 62 | 51 | 465 | 438 | 28 | 50 | 19,501 | 86.17% |
| ADD: 6 Total | 5,476 | 5,391 | 4,659 | 16,157 | 14,583 | 1,689 | 4,544 | 1,726,897 | 86.40% |
| ADD: 7 NORTHERN KY | | | | | | | | | |
| Baptist Convalescent Center | 167 | 167 | 165 | 84 | 125 | 51 | 73 | 50,705 | 83.18% |
| Bridgepoint Care and Rehabilitation Center | 151 | 151 | 131 | 408 | 388 | 20 | 131 | 47,540 | 86.26% |
| Carmel Manor | 95 | 95 | 64 | 123 | 54 | 44 | 89 | 31,504 | 90.86% |
| Coldspring Transitional Care Center | 143 | 143 | 117 | 567 | 513 | 41 | 130 | 44,719 | 85.68% |

2017 ANNUAL KENTUCKY LONG TERM CARE UTILIZATION AND SERVICE REPORT

Table 29 - Nursing Facility By ADD 2017

| ADD / Facility | Licensed Beds | Beds In Operation | Beginning Census | Admissions | Discharges | Deaths | Ending Census | Total Patient Days | Occupancy Percentage |
|--------------------------------------------------|---------------|-------------------|------------------|--------------|--------------|------------|---------------|--------------------|----------------------|
| Emerald Trace | 54 | 54 | 0 | 354 | 282 | 22 | 50 | 12,179 | 68.00% |
| Florence Park Care Center | 150 | 150 | 121 | 253 | 204 | 30 | 140 | 47,746 | 87.21% |
| Grant Center | 95 | 94 | 92 | 207 | 175 | 30 | 94 | 33,712 | 97.22% |
| Highlandspring of Ft Thomas | 140 | 140 | 124 | 529 | 473 | 48 | 132 | 46,359 | 90.72% |
| Madonna Manor | 59 | 59 | 58 | 244 | 222 | 30 | 50 | 20,455 | 94.98% |
| Owenton Center | 100 | 100 | 94 | 166 | 145 | 24 | 91 | 34,145 | 93.55% |
| Providence Gallatin | 120 | 120 | 100 | 99 | 58 | 41 | 100 | 37,624 | 85.90% |
| River Valley Nursing Home | 60 | 60 | 58 | 28 | 10 | 18 | 58 | 21,609 | 98.67% |
| Rosedale Green | 176 | 176 | 184 | 93 | 83 | 41 | 153 | 57,092 | 87.22% |
| Signature Healthcare of Carrollton Rehab | 78 | 78 | 64 | 164 | 143 | 16 | 69 | 24,367 | 85.59% |
| St Elizabeth Florence SNF | 16 | 16 | 14 | 384 | 383 | 2 | 13 | 5,309 | 90.91% |
| St Elizabeth FT Thomas SNF | 26 | 21 | 12 | 414 | 407 | 3 | 16 | 5,625 | 59.27% |
| The Pavilion at Kenton | 82 | 82 | 75 | 232 | 215 | 18 | 74 | 27,438 | 91.67% |
| Village Care Center | 100 | 100 | 91 | 178 | 136 | 38 | 95 | 34,127 | 93.50% |
| Villaspring of Erlanger | 140 | 140 | 130 | 751 | 694 | 54 | 133 | 48,097 | 94.12% |
| Woodcrest Nursing and Rehabilitation Center | 127 | 127 | 115 | 165 | 132 | 45 | 103 | 39,765 | 85.78% |
| ADD: 7 Total | 2,079 | 2,073 | 1,809 | 5,443 | 4,842 | 616 | 1,794 | 670,117 | 88.38% |
| ADD: 8 BUFFALO TRACE | | | | | | | | | |
| Bracken County Nursing and Rehabilitation Center | 32 | 32 | 29 | 86 | 75 | 10 | 30 | 9,794 | 83.85% |
| Maysville Nursing and Rehabilitation Facility | 130 | 130 | 116 | 284 | 233 | 38 | 129 | 44,871 | 94.56% |
| Pioneer Trace Nursing Home | 92 | 92 | 81 | 83 | 60 | 17 | 87 | 29,615 | 88.19% |
| Robertson County Health Care Facility | 60 | 60 | 53 | 64 | 48 | 15 | 54 | 20,144 | 91.98% |
| Vanceburg Rehabilitation and Care | 94 | 94 | 87 | 154 | 134 | 28 | 79 | 31,370 | 91.43% |
| ADD: 8 Total | 408 | 408 | 366 | 671 | 550 | 108 | 379 | 135,794 | 91.19% |
| ADD: 9 GATEWAY | | | | | | | | | |
| Edgewood Estates | 60 | 60 | 58 | 39 | 26 | 19 | 52 | 21,013 | 95.95% |
| Life Care Center of Morehead | 97 | 96 | 88 | 174 | 147 | 23 | 92 | 32,531 | 91.88% |
| Ridgeway Nursing and Rehabilitation | 99 | 99 | 89 | 103 | 75 | 29 | 88 | 33,328 | 92.23% |
| St Claire Medical Center TCU | 10 | 10 | 8 | 217 | 169 | 50 | 6 | 1,982 | 54.30% |
| West Liberty Nursing and Rehabilitation Center | 48 | 48 | 43 | 55 | 40 | 12 | 46 | 16,253 | 92.77% |
| Windsor Care Center | 144 | 144 | 128 | 307 | 268 | 40 | 127 | 47,517 | 90.41% |
| ADD: 9 Total | 458 | 457 | 414 | 895 | 725 | 173 | 411 | 152,624 | 91.30% |
| ADD: 10 FIVCO | | | | | | | | | |
| Boyd Nursing and Rehabilitation Center | 60 | 60 | 55 | 129 | 113 | 13 | 58 | 20,465 | 93.45% |

2017 ANNUAL KENTUCKY LONG TERM CARE UTILIZATION AND SERVICE REPORT

Table 29 - Nursing Facility By ADD 2017

| ADD / Facility | Licensed Beds | Beds In Operation | Beginning Census | Admissions | Discharges | Deaths | Ending Census | Total Patient Days | Occupancy Percentage |
|--------------------------------------------------------|---------------|-------------------|------------------|--------------|--------------|------------|---------------|--------------------|----------------------|
| Carter Nursing and Rehabilitation Center | 120 | 120 | 114 | 333 | 307 | 27 | 113 | 42,142 | 96.21% |
| Elliott Nursing and Rehabilitation Center | 75 | 75 | 69 | 167 | 153 | 16 | 67 | 25,613 | 93.56% |
| King's Daughters Medical Center | 20 | 20 | 14 | 369 | 368 | 1 | 14 | 5,635 | 77.19% |
| Kingsbrook Lifecare Center | 137 | 137 | 131 | 560 | 522 | 37 | 132 | 46,944 | 93.88% |
| Oakmont Manor | 85 | 85 | 77 | 310 | 277 | 34 | 76 | 28,370 | 91.44% |
| South Shore Nursing and Rehabilitation Center | 60 | 60 | 52 | 66 | 51 | 14 | 53 | 18,801 | 85.85% |
| The Jordan Center | 104 | 104 | 89 | 85 | 71 | 16 | 87 | 33,599 | 88.51% |
| Woodland Oaks Health Care Facility | 110 | 110 | 110 | 237 | 208 | 32 | 107 | 39,045 | 97.25% |
| Wurtland Nursing and Rehabilitation Center | 126 | 126 | 108 | 220 | 199 | 18 | 111 | 39,619 | 86.15% |
| ADD: 10 Total | 897 | 897 | 819 | 2,476 | 2,269 | 208 | 818 | 300,233 | 91.70% |
| ADD: 11 BIG SANDY | | | | | | | | | |
| Good Shepherd Community Nursing Center | 118 | 118 | 82 | 193 | 179 | 13 | 83 | 30,389 | 70.56% |
| Highlands Regional Medical Center (Prestonsburg) | 18 | 0 | 0 | 0 | 0 | 0 | 0 | 0 | 0.00% |
| Martin County Health Care Facility | 65 | 65 | 62 | 115 | 109 | 15 | 53 | 20,619 | 86.91% |
| Mountain Manor of Paintsville | 122 | 122 | 116 | 292 | 263 | 52 | 93 | 39,591 | 88.91% |
| Mountain View Health Care Center | 106 | 106 | 94 | 172 | 167 | 16 | 83 | 31,835 | 82.28% |
| Parkview Nursing and Rehabilitation Center (Pikeville) | 120 | 120 | 114 | 244 | 206 | 43 | 109 | 40,489 | 92.44% |
| Prestonsburg Health Care Center | 56 | 56 | 52 | 84 | 71 | 13 | 52 | 18,922 | 92.57% |
| Riverview Health Care Center | 121 | 121 | 108 | 120 | 82 | 29 | 117 | 41,356 | 93.64% |
| Salyersville Nursing and Rehabilitation Center | 142 | 142 | 117 | 247 | 229 | 20 | 115 | 44,984 | 86.79% |
| Signature Health Care of Pikeville | 106 | 106 | 97 | 156 | 140 | 23 | 90 | 34,394 | 88.90% |
| Williamson ARH Nursing Facility | 35 | 35 | 27 | 127 | 119 | 13 | 22 | 8,572 | 67.10% |
| ADD: 11 Total | 1,009 | 991 | 869 | 1,750 | 1,565 | 237 | 817 | 311,151 | 84.49% |
| ADD: 12 KY RIVER | | | | | | | | | |
| Hazard Health and Rehabilitation Center | 200 | 200 | 195 | 427 | 407 | 24 | 191 | 70,680 | 96.82% |
| Hyden Health and Rehabilitation Center | 94 | 94 | 93 | 136 | 135 | 2 | 92 | 33,843 | 98.64% |
| Knott County Health and Rehabilitation Center | 92 | 92 | 88 | 106 | 74 | 28 | 92 | 33,166 | 98.77% |
| Lee County Care and Rehabilitation Center | 109 | 109 | 101 | 153 | 136 | 14 | 104 | 37,960 | 95.41% |
| Letcher Manor | 142 | 142 | 130 | 319 | 315 | 16 | 118 | 44,495 | 85.85% |
| Nim Henson Geriatric Center | 120 | 120 | 68 | 58 | 35 | 17 | 74 | 26,979 | 61.60% |
| Owsley County Health Care Center | 97 | 97 | 82 | 200 | 187 | 15 | 80 | 30,226 | 85.37% |
| Paul E Patton Eastern Ky Veterans Center | 120 | 120 | 112 | 49 | 19 | 30 | 112 | 40,558 | 92.60% |
| Wolfe County Health and Rehabilitation Center | 100 | 100 | 97 | 68 | 48 | 17 | 100 | 36,052 | 98.77% |
| ADD: 12 Total | 1,074 | 1,074 | 966 | 1,516 | 1,356 | 163 | 963 | 353,959 | 90.29% |

2017 ANNUAL KENTUCKY LONG TERM CARE UTILIZATION AND SERVICE REPORT

Table 29 - Nursing Facility By ADD 2017

| ADD / Facility | Licensed Beds | Beds In Operation | Beginning Census | Admissions | Discharges | Deaths | Ending Census | Total Patient Days | Occupancy Percentage |
|---------------------------------------------------|---------------|-------------------|------------------|--------------|--------------|------------|---------------|--------------------|----------------------|
| ADD: 13 CUMBERLAND VALLEY | | | | | | | | | |
| Barbourville Health and Rehabilitation Center | 135 | 135 | 131 | 115 | 83 | 28 | 135 | 48,702 | 98.84% |
| Christian Health Center - Corbin | 100 | 100 | 88 | 104 | 83 | 18 | 91 | 33,597 | 92.05% |
| Corbin Health and Rehabilitation Center | 100 | 100 | 97 | 138 | 126 | 13 | 96 | 35,510 | 97.29% |
| Harlan Health and Rehabilitation Center | 143 | 143 | 140 | 197 | 159 | 36 | 142 | 51,455 | 98.58% |
| Hillcrest Health and Rehabilitation Center | 120 | 120 | 120 | 185 | 146 | 43 | 116 | 42,281 | 96.53% |
| Laurel Creek Health Care Center | 106 | 106 | 89 | 256 | 242 | 7 | 96 | 34,804 | 89.96% |
| Laurel Heights Home for the Elderly | 143 | 143 | 140 | 122 | 71 | 52 | 139 | 51,419 | 98.51% |
| Middlesboro Nursing and Rehab | 95 | 95 | 93 | 109 | 79 | 29 | 94 | 33,909 | 97.79% |
| Mountain View Nursing and Rehab Ctr | 115 | 90 | 67 | 127 | 93 | 26 | 75 | 27,844 | 66.33% |
| Pineville Community Hospital | 30 | 30 | 28 | 30 | 57 | 1 | 0 | 2,397 | 88.78% |
| Rockcastle Health and Rehabilitation Center | 104 | 104 | 95 | 194 | 178 | 25 | 86 | 34,537 | 90.98% |
| Rockcastle Regional Hospital and Respiratory Care | 127 | 127 | 97 | 137 | 90 | 28 | 116 | 39,203 | 89.38% |
| Signature HealthCare at Jackson Manor | 51 | 51 | 48 | 91 | 78 | 12 | 49 | 17,277 | 92.81% |
| The Heritage | 85 | 85 | 81 | 208 | 191 | 19 | 79 | 29,806 | 96.07% |
| Tri-Cities Nursing and Rehabilitation Center | 85 | 85 | 73 | 185 | 164 | 19 | 75 | 27,450 | 88.48% |
| Williamsburg Health and Rehabilitation Center | 125 | 125 | 120 | 132 | 128 | 1 | 123 | 44,842 | 98.28% |
| ADD: 13 Total | 1,664 | 1,639 | 1,507 | 2,330 | 1,968 | 357 | 1,512 | 555,033 | 93.03% |
| ADD: 14 LAKE CUMBERLAND | | | | | | | | | |
| Campbellsville Nursing and Rehabilitation | 67 | 67 | 60 | 102 | 83 | 25 | 54 | 20,975 | 85.77% |
| Clinton County Care and Rehabilitation Center | 52 | 52 | 49 | 75 | 63 | 14 | 47 | 17,390 | 91.62% |
| Cumberland Nursing and Rehabilitation Center | 93 | 93 | 86 | 229 | 208 | 25 | 82 | 32,269 | 95.06% |
| Cumberland Valley Manor | 84 | 84 | 75 | 76 | 45 | 27 | 79 | 27,306 | 89.06% |
| Fair Oaks Health Systems | 114 | 114 | 114 | 80 | 45 | 35 | 114 | 40,949 | 98.41% |
| Green Hill Rehabilitation and Care | 118 | 118 | 105 | 133 | 102 | 27 | 109 | 39,376 | 91.42% |
| Hicks' Golden Years Nursing Home | 59 | 59 | 57 | 26 | 7 | 19 | 57 | 21,197 | 98.43% |
| Lake Cumberland Regional Hospital | 12 | 12 | 12 | 239 | 236 | 4 | 11 | 3,628 | 82.83% |
| Liberty Care and Rehabilitation Center | 97 | 97 | 91 | 94 | 75 | 22 | 88 | 31,450 | 88.83% |
| McDowell Skilled Nursing Facility | 5 | 0 | 0 | 0 | 0 | 0 | 0 | 0 | 0.00% |
| Signature Healthcare At Summit Manor Rehab | 104 | 104 | 95 | 170 | 135 | 35 | 95 | 36,002 | 94.84% |
| Signature Healthcare of McCreary County Rehab | 60 | 60 | 53 | 157 | 137 | 21 | 52 | 20,112 | 91.84% |
| Somerset Nursing and Rehabilitation Facility | 123 | 123 | 113 | 183 | 146 | 34 | 116 | 40,955 | 91.22% |
| Somerwoods Nursing and Rehabilitation | 166 | 166 | 125 | 187 | 152 | 34 | 126 | 44,544 | 73.52% |

2017 ANNUAL KENTUCKY LONG TERM CARE UTILIZATION AND SERVICE REPORT

Table 29 - Nursing Facility By ADD 2017

| ADD / Facility | Licensed Beds | Beds In Operation | Beginning Census | Admissions | Discharges | Deaths | Ending Census | Total Patient Days | Occupancy Percentage |
|------------------------------------------------------|----------------------|--------------------------|-------------------------|-------------------|-------------------|---------------|----------------------|---------------------------|-----------------------------|
| The Grandview Nursing and Rehabilitation Facility | 81 | 81 | 76 | 142 | 116 | 28 | 74 | 27,474 | 92.93% |
| ADD: 14 Total | 1,235 | 1,230 | 1,111 | 1,893 | 1,550 | 350 | 1,104 | 403,627 | 89.54% |
| ADD: 15 BLUEGRASS | | | | | | | | | |
| Berea Health Care Center | 84 | 84 | 77 | 126 | 97 | 26 | 80 | 29,077 | 94.84% |
| Bluegrass Care and Rehabilitation Center | 112 | 112 | 98 | 127 | 99 | 35 | 91 | 36,933 | 90.34% |
| Bourbon Heights | 67 | 67 | 67 | 23 | 7 | 19 | 64 | 23,883 | 97.66% |
| Bradford Square Rehabilitation and Nursing Center | 100 | 100 | 92 | 308 | 255 | 50 | 95 | 34,691 | 95.04% |
| Brookdale Richmond Place SNF | 120 | 120 | 60 | 522 | 455 | 38 | 89 | 29,274 | 66.84% |
| Cambridge Place | 108 | 108 | 104 | 89 | 75 | 19 | 99 | 36,806 | 93.37% |
| Cardinal Hill Rehab Unit | 74 | 74 | 32 | 976 | 972 | 3 | 33 | 13,874 | 51.37% |
| Cedar Ridge Health Campus | 48 | 48 | 42 | 122 | 93 | 23 | 48 | 16,315 | 93.12% |
| Charleston Health Care Center | 90 | 90 | 83 | 93 | 67 | 21 | 88 | 31,681 | 96.44% |
| Christian Care Center of Lancaster | 96 | 96 | 94 | 129 | 104 | 25 | 94 | 34,032 | 97.12% |
| Clark Regional Medical Center Transitional Care Unit | 25 | 25 | 17 | 275 | 275 | 3 | 14 | 6,855 | 75.12% |
| Danville Center For Health | 106 | 106 | 99 | 102 | 63 | 37 | 101 | 35,277 | 91.18% |
| Diversicare of Nicholasville | 73 | 73 | 57 | 208 | 184 | 18 | 63 | 22,402 | 84.08% |
| Dover Manor | 85 | 85 | 80 | 70 | 37 | 35 | 78 | 29,839 | 96.18% |
| Eastern State Hosp Long Term Acquired Brain Injury | 44 | 17 | 16 | 10 | 9 | 1 | 16 | 5,627 | 35.04% |
| Edgemont Healthcare | 68 | 68 | 64 | 42 | 37 | 14 | 55 | 22,140 | 89.20% |
| Ephraim McDowell Regional Medical Center | 25 | 0 | 0 | 0 | 0 | 0 | 0 | 0 | 0.00% |
| Fountain Circle Care and Rehab Ctr | 179 | 179 | 135 | 274 | 227 | 44 | 138 | 50,803 | 77.76% |
| Frankfort Care and Rehabilitation | 100 | 100 | 86 | 223 | 204 | 18 | 87 | 31,465 | 86.21% |
| Grand Haven Nursing Home | 52 | 52 | 50 | 124 | 113 | 10 | 51 | 18,940 | 99.79% |
| Harrodsburg Health & Rehab Ctr | 112 | 109 | 106 | 133 | 98 | 42 | 99 | 37,018 | 90.55% |
| Irvine Nursing and Rehabilitation | 86 | 86 | 84 | 299 | 264 | 35 | 84 | 29,296 | 93.33% |
| Johnson Mathers Nursing Home | 104 | 104 | 88 | 80 | 61 | 27 | 80 | 32,423 | 85.41% |
| Kenwood Health and Rehabilitation Center | 93 | 93 | 86 | 186 | 161 | 27 | 84 | 31,189 | 91.88% |
| Lexington Country Place | 111 | 94 | 85 | 295 | 264 | 33 | 83 | 31,321 | 77.31% |
| Madison Health and Rehabilitation Center | 92 | 92 | 87 | 116 | 84 | 30 | 89 | 31,102 | 92.62% |
| Mayfair Manor | 98 | 98 | 87 | 270 | 232 | 40 | 85 | 30,760 | 85.99% |
| Northpoint Lexington Healthcare Center | 150 | 150 | 138 | 348 | 309 | 36 | 141 | 50,721 | 92.64% |
| Providence Homestead | 136 | 136 | 127 | 266 | 232 | 36 | 125 | 47,116 | 94.92% |
| Providence Pine Meadows | 120 | 120 | 114 | 194 | 153 | 44 | 111 | 41,638 | 95.06% |
| Rose Manor Health Care | 34 | 34 | 32 | 7 | 1 | 5 | 33 | 11,895 | 95.85% |

2017 ANNUAL KENTUCKY LONG TERM CARE UTILIZATION AND SERVICE REPORT

Table 29 - Nursing Facility By ADD 2017

| ADD / Facility | Licensed Beds | Beds In Opration | Beginning Census | Admissions | Discharges | Deaths | Ending Census | Total Patient Days | Occupancy Percentage |
|-------------------------------------------------|----------------------|-------------------------|-------------------------|-------------------|-------------------|---------------|----------------------|---------------------------|-----------------------------|
| Sayre Christian Village Nursing Home | 119 | 119 | 116 | 66 | 29 | 37 | 116 | 42,875 | 98.71% |
| Signature Healthcare at Heritage Hall Rehab | 94 | 94 | 82 | 166 | 145 | 21 | 82 | 32,049 | 93.41% |
| Signature Healthcare At Tanbark Rehab | 34 | 34 | 33 | 418 | 417 | 6 | 28 | 10,727 | 86.44% |
| Signature Healthcare of Georgetown | 65 | 65 | 54 | 259 | 241 | 18 | 54 | 20,862 | 87.93% |
| Stanford Care and Rehab | 128 | 128 | 108 | 147 | 104 | 37 | 114 | 42,972 | 91.98% |
| Stanton Nursing and Rehabilitation Center | 81 | 81 | 65 | 109 | 90 | 11 | 73 | 26,216 | 88.67% |
| The Homeplace At Midway | 23 | 23 | 22 | 13 | 3 | 10 | 22 | 8,238 | 98.13% |
| The Terrace Nursing and Rehabilitation Facility | 102 | 102 | 100 | 150 | 119 | 30 | 101 | 36,258 | 97.39% |
| The Willows At Fritz Farm | 54 | 54 | 0 | 332 | 267 | 23 | 42 | 11,773 | 69.65% |
| The Willows at Hamburg | 54 | 54 | 76 | 174 | 174 | 29 | 47 | 20,356 | 96.09% |
| The Willows at Harrodsburg | 34 | 34 | 30 | 42 | 23 | 17 | 32 | 11,630 | 93.71% |
| Thomson Hood Veterans Center | 285 | 269 | 201 | 49 | 20 | 78 | 152 | 63,842 | 61.37% |
| Willows at Citation | 54 | 54 | 52 | 336 | 314 | 28 | 46 | 17,787 | 90.24% |
| ADD: 15 Total | 3,919 | 3,831 | 3,326 | 8,298 | 7,178 | 1,139 | 3,307 | 1,229,978 | 86.07% |
| Statewide Total | 26,461 | 26,133 | 22,597 | 55,719 | 48,576 | 7,392 | 22,348 | 8,296,531 | 86.10% |

Kentucky Annual Long-Term Care Services Report



Section VI Patient Origin Data

2017 ANNUAL KENTUCKY LONG TERM CARE UTILIZATION AND SERVICE REPORT

Table 30 - 2017 Kentucky Long Term Care Facility Patient Origin

| ADD | Facility Name | Patient County | Under 65 | 65-74 | 75-84 | Over 85 | Unknown |
|-----------------|-----------------------------------------|----------------|-----------|-----------|-----------|-----------|----------|
| ADD: 1 PURCHASE | | | | | | | |
| | Barkley Center | BALLARD | 1 | 0 | 0 | 1 | 0 |
| | | CALLOWAY | 1 | 0 | 0 | 0 | 0 |
| | | CARLISLE | 1 | 0 | 1 | 0 | 0 |
| | | FULTON | 1 | 1 | 0 | 0 | 0 |
| | | GRAVES | 2 | 1 | 1 | 1 | 0 |
| | | IL | 0 | 2 | 1 | 0 | 0 |
| | | LIVINGSTON | 0 | 1 | 0 | 0 | 0 |
| | | LYON | 1 | 0 | 0 | 0 | 0 |
| | | MARSHALL | 2 | 1 | 1 | 0 | 0 |
| | | MCCRACKEN | 20 | 10 | 9 | 7 | 0 |
| | | Other | 0 | 0 | 1 | 0 | 0 |
| | | TN | 1 | 0 | 0 | 0 | 0 |
| | | Total | 30 | 16 | 14 | 9 | 0 |
| | Calvert City Convalescent Center | CALLOWAY | 1 | 0 | 0 | 3 | 0 |
| | | GRAVES | 0 | 1 | 0 | 3 | 0 |
| | | LIVINGSTON | 1 | 1 | 2 | 4 | 0 |
| | | MARSHALL | 1 | 9 | 20 | 20 | 0 |
| | | MCCRACKEN | 1 | 4 | 2 | 8 | 0 |
| | | Total | 4 | 15 | 24 | 38 | 0 |
| | Clinton Hickman County Nursing Facility | BALLARD | 0 | 0 | 1 | 0 | 0 |
| | | CALLOWAY | 1 | 0 | 0 | 2 | 0 |
| | | CARLISLE | 0 | 0 | 0 | 5 | 0 |
| | | FULTON | 0 | 0 | 2 | 4 | 0 |
| | | GRAVES | 0 | 0 | 2 | 1 | 0 |
| | | HICKMAN | 0 | 2 | 5 | 12 | 0 |
| | | IL | 0 | 0 | 1 | 1 | 0 |
| | | TN | 0 | 0 | 2 | 1 | 0 |
| | | Total | 1 | 2 | 13 | 26 | 0 |
| | Clinton Place | CARLISLE | 1 | 2 | 3 | 2 | 0 |
| | | FULTON | 4 | 1 | 3 | 2 | 0 |
| | | GRAVES | 5 | 9 | 5 | 2 | 0 |
| | | HICKMAN | 3 | 6 | 12 | 7 | 0 |
| | | MCCRACKEN | 1 | 1 | 2 | 1 | 0 |
| | | Total | 14 | 19 | 25 | 14 | 0 |

2017 ANNUAL KENTUCKY LONG TERM CARE UTILIZATION AND SERVICE REPORT

Table 30 - 2017 Kentucky Long Term Care Facility Patient Origin

| ADD | Facility Name | Patient County | Under 65 | 65-74 | 75-84 | Over 85 | Unknown | |
|-----|--------------------------------------------|------------------------------|----------|-----------|-----------|-----------|-----------|----------|
| | Concordia Healthcare Center-Heritage Manor | CARLISLE | 0 | 1 | 0 | 0 | 0 | |
| | | FULTON | 1 | 0 | 1 | 0 | 0 | |
| | | GRAVES | 16 | 12 | 12 | 17 | 0 | |
| | | HICKMAN | 1 | 1 | 0 | 0 | 0 | |
| | | MCCRACKEN | 0 | 0 | 1 | 0 | 0 | |
| | | PULASKI | 0 | 0 | 1 | 0 | 0 | |
| | | Total | | 18 | 14 | 15 | 17 | 0 |
| | Countryside Center | BALLARD | 0 | 1 | 3 | 5 | 0 | |
| | | CARLISLE | 3 | 5 | 2 | 10 | 0 | |
| | | GRAVES | 4 | 1 | 1 | 3 | 0 | |
| | | IL | 0 | 0 | 1 | 0 | 0 | |
| | | MCCRACKEN | 0 | 1 | 2 | 0 | 0 | |
| | | Total | | 7 | 8 | 9 | 18 | 0 |
| | Diversicare of Fulton | BALLARD | 1 | 0 | 0 | 0 | 0 | |
| | | FULTON | 6 | 9 | 6 | 12 | 0 | |
| | | GRAVES | 2 | 2 | 1 | 3 | 0 | |
| | | PULASKI | 0 | 1 | 0 | 0 | 0 | |
| | | TN | 1 | 1 | 0 | 3 | 0 | |
| | | Total | | 10 | 13 | 7 | 18 | 0 |
| | Green Acres Health Care | GRAVES | 7 | 5 | 20 | 19 | 0 | |
| | | HICKMAN | 1 | 1 | 1 | 2 | 0 | |
| | | MCCRACKEN | 1 | 0 | 3 | 1 | 0 | |
| | | TRIGG | 1 | 0 | 0 | 0 | 0 | |
| | | Total | | 10 | 6 | 24 | 22 | 0 |
| | Lake Way Nursing and Rehabilitation Center | CALLOWAY | 0 | 1 | 2 | 3 | 0 | |
| | | FAYETTE | 0 | 1 | 0 | 0 | 0 | |
| | | FULTON | 0 | 0 | 0 | 1 | 0 | |
| | | GRAVES | 2 | 0 | 2 | 2 | 0 | |
| | | MARSHALL | 5 | 11 | 16 | 32 | 0 | |
| | | MCCRACKEN | 2 | 0 | 2 | 1 | 0 | |
| | | Other | 0 | 0 | 1 | 0 | 0 | |
| | | TN | 0 | 1 | 0 | 0 | 0 | |
| | | Total | | 9 | 14 | 23 | 39 | 0 |
| | | Life Care Center of LaCenter | BALLARD | 0 | 8 | 25 | 12 | 0 |
| | MCCRACKEN | | 0 | 0 | 0 | 2 | 0 | |
| | Total | | | 0 | 8 | 25 | 14 | 0 |

2017 ANNUAL KENTUCKY LONG TERM CARE UTILIZATION AND SERVICE REPORT

Table 30 - 2017 Kentucky Long Term Care Facility Patient Origin

| ADD | Facility Name | Patient County | Under 65 | 65-74 | 75-84 | Over 85 | Unknown |
|-----|------------------------------------------------------|----------------|-----------|-----------|-----------|-----------|----------|
| | McCracken Nursing and Rehabilitation Center | BALLARD | 1 | 0 | 0 | 0 | 0 |
| | | CALDWELL | 0 | 0 | 1 | 0 | 0 |
| | | CALLOWAY | 1 | 1 | 2 | 0 | 0 |
| | | CHRISTIAN | 1 | 1 | 0 | 0 | 0 |
| | | FAYETTE | 1 | 0 | 0 | 0 | 0 |
| | | GRAVES | 4 | 5 | 0 | 0 | 0 |
| | | LARUE | 1 | 0 | 0 | 0 | 0 |
| | | LIVINGSTON | 2 | 0 | 0 | 0 | 0 |
| | | MARSHALL | 1 | 0 | 0 | 0 | 0 |
| | | MCCRACKEN | 15 | 12 | 11 | 7 | 0 |
| | | RUSSELL | 0 | 1 | 0 | 0 | 0 |
| | | Total | 27 | 20 | 14 | 7 | 0 |
| | Mills Health and Rehab Center | BALLARD | 0 | 1 | 0 | 0 | 0 |
| | | CALLOWAY | 0 | 0 | 1 | 0 | 0 |
| | | CARLISLE | 0 | 0 | 0 | 1 | 0 |
| | | CLINTON | 0 | 0 | 0 | 1 | 0 |
| | | GRAVES | 3 | 15 | 23 | 44 | 0 |
| | | HENDERSON | 0 | 0 | 0 | 1 | 0 |
| | | HICKMAN | 0 | 1 | 0 | 0 | 0 |
| | | JEFFERSON | 1 | 1 | 0 | 0 | 0 |
| | | MARSHALL | 0 | 0 | 1 | 0 | 0 |
| | | Total | 4 | 18 | 25 | 47 | 0 |
| | Oakview Nursing and Rehabilitation Center | CALLOWAY | 0 | 4 | 1 | 2 | 0 |
| | | GRAVES | 0 | 2 | 2 | 0 | 0 |
| | | IL | 0 | 2 | 0 | 0 | 0 |
| | | LIVINGSTON | 0 | 0 | 1 | 0 | 0 |
| | | MARSHALL | 5 | 10 | 8 | 3 | 0 |
| | | MCCRACKEN | 2 | 6 | 9 | 10 | 0 |
| | | Total | 7 | 24 | 21 | 15 | 0 |
| | Parkview Nursing and Rehabilitation Center (Paducah) | BALLARD | 0 | 0 | 1 | 1 | 0 |
| | | CALDWELL | 0 | 0 | 1 | 0 | 0 |
| | | CALLOWAY | 0 | 0 | 1 | 1 | 0 |
| | | CARLISLE | 0 | 0 | 2 | 0 | 0 |
| | | CRITTENDEN | 1 | 0 | 0 | 0 | 0 |
| | | GRAVES | 4 | 1 | 1 | 5 | 0 |
| | | HICKMAN | 0 | 2 | 0 | 1 | 0 |
| | | IL | 0 | 0 | 3 | 5 | 0 |
| | | LIVINGSTON | 0 | 0 | 3 | 0 | 0 |
| | | LYON | 0 | 2 | 2 | 1 | 0 |

2017 ANNUAL KENTUCKY LONG TERM CARE UTILIZATION AND SERVICE REPORT

Table 30 - 2017 Kentucky Long Term Care Facility Patient Origin

| ADD | Facility Name | Patient County | Under 65 | 65-74 | 75-84 | Over 85 | Unknown |
|--------|----------------------------------------|--------------------|------------|------------|------------|------------|----------|
| | | MARSHALL | 2 | 1 | 2 | 5 | 0 |
| | | MCCRACKEN | 9 | 23 | 39 | 77 | 0 |
| | | Other | 0 | 0 | 2 | 2 | 0 |
| | | TRIGG | 0 | 0 | 0 | 1 | 0 |
| | | Total | 16 | 29 | 57 | 99 | 0 |
| | Spring Creek Health Care | | | | | | |
| | | CALDWELL | 0 | 0 | 0 | 1 | 0 |
| | | CALLOWAY | 11 | 17 | 37 | 60 | 0 |
| | | FULTON | 1 | 0 | 0 | 1 | 0 |
| | | GRAVES | 0 | 0 | 1 | 2 | 0 |
| | | HICKMAN | 0 | 0 | 1 | 1 | 0 |
| | | IL | 1 | 0 | 0 | 0 | 0 |
| | | MARSHALL | 0 | 0 | 0 | 4 | 0 |
| | | TN | 0 | 0 | 0 | 4 | 0 |
| | | TRIGG | 0 | 0 | 1 | 0 | 0 |
| | | WV | 0 | 1 | 0 | 0 | 0 |
| | | Total | 13 | 18 | 40 | 73 | 0 |
| | Superior Care Home | | | | | | |
| | | BALLARD | 0 | 2 | 2 | 0 | 0 |
| | | CALDWELL | 0 | 0 | 1 | 0 | 0 |
| | | CRITTENDEN | 0 | 0 | 0 | 2 | 0 |
| | | GRAVES | 0 | 1 | 2 | 1 | 0 |
| | | IL | 0 | 2 | 0 | 0 | 0 |
| | | LIVINGSTON | 0 | 2 | 1 | 1 | 0 |
| | | LYON | 0 | 1 | 1 | 1 | 0 |
| | | MARSHALL | 2 | 3 | 1 | 2 | 0 |
| | | MCCRACKEN | 12 | 15 | 31 | 22 | 0 |
| | | Total | 14 | 26 | 39 | 29 | 0 |
| | | ADD:1 Total | 184 | 250 | 375 | 485 | 0 |
| ADD :2 | PENNYRILE | | | | | | |
| | Baptist Health Transitional Care | | | | | | |
| | | Other | 0 | 0 | 0 | 0 | 0 |
| | | Total | 0 | 0 | 0 | 0 | 0 |
| | Bradford Heights Health & Rehab Center | | | | | | |
| | | CALDWELL | 0 | 1 | 1 | 0 | 0 |
| | | CHRISTIAN | 9 | 13 | 17 | 23 | 0 |
| | | TN | 1 | 0 | 0 | 1 | 0 |
| | | TODD | 0 | 0 | 0 | 1 | 0 |
| | | TRIGG | 0 | 0 | 0 | 1 | 0 |
| | | Total | 10 | 14 | 18 | 26 | 0 |
| | Brighton Cornerstone Health Care | | | | | | |
| | | CHRISTIAN | 0 | 3 | 1 | 1 | 0 |
| | | HOPKINS | 5 | 11 | 22 | 9 | 0 |

2017 ANNUAL KENTUCKY LONG TERM CARE UTILIZATION AND SERVICE REPORT

Table 30 - 2017 Kentucky Long Term Care Facility Patient Origin

| ADD | Facility Name | Patient County | Under 65 | 65-74 | 75-84 | Over 85 | Unknown |
|-----|-----------------------------------------------------|----------------|-----------|-----------|-----------|-----------|----------|
| | | LYON | 0 | 0 | 0 | 1 | 0 |
| | | MCLEAN | 1 | 0 | 0 | 0 | 0 |
| | | MUHLENBERG | 1 | 0 | 0 | 1 | 0 |
| | | Other | 0 | 2 | 0 | 0 | 0 |
| | | TRIGG | 0 | 0 | 0 | 1 | 0 |
| | | WEBSTER | 0 | 1 | 1 | 0 | 0 |
| | | Total | 7 | 17 | 24 | 13 | 0 |
| | Christian Care Center of Kuttawa | CALDWELL | 7 | 2 | 4 | 4 | 0 |
| | | CHRISTIAN | 0 | 1 | 0 | 1 | 0 |
| | | CRITTENDEN | 1 | 1 | 0 | 0 | 0 |
| | | GRAVES | 0 | 1 | 0 | 0 | 0 |
| | | HICKMAN | 1 | 0 | 0 | 0 | 0 |
| | | HOPKINS | 0 | 0 | 1 | 0 | 0 |
| | | LIVINGSTON | 0 | 2 | 0 | 2 | 0 |
| | | LYON | 3 | 5 | 2 | 6 | 0 |
| | | MARSHALL | 2 | 3 | 3 | 1 | 0 |
| | | MCCRACKEN | 1 | 0 | 0 | 0 | 0 |
| | | Other | 1 | 0 | 0 | 2 | 0 |
| | | TRIGG | 1 | 0 | 0 | 0 | 0 |
| | | Total | 17 | 15 | 10 | 16 | 0 |
| | Christian Health Center, Hopkinsville | ALLEN | 0 | 0 | 1 | 0 | 0 |
| | | BOYLE | 0 | 0 | 1 | 0 | 0 |
| | | CALDWELL | 1 | 0 | 2 | 2 | 0 |
| | | CHRISTIAN | 2 | 4 | 16 | 37 | 0 |
| | | GARRARD | 0 | 0 | 0 | 1 | 0 |
| | | HOPKINS | 0 | 0 | 0 | 1 | 0 |
| | | IL | 0 | 0 | 1 | 1 | 0 |
| | | IN | 0 | 0 | 0 | 1 | 0 |
| | | MUHLENBERG | 0 | 0 | 1 | 1 | 0 |
| | | NELSON | 0 | 0 | 1 | 0 | 0 |
| | | OH | 0 | 1 | 0 | 0 | 0 |
| | | Other | 1 | 2 | 1 | 4 | 0 |
| | | PULASKI | 0 | 0 | 1 | 0 | 0 |
| | | TAYLOR | 0 | 0 | 1 | 0 | 0 |
| | | TN | 0 | 1 | 1 | 6 | 0 |
| | | TODD | 0 | 0 | 1 | 3 | 0 |
| | | TRIGG | 0 | 1 | 3 | 6 | 0 |
| | | WV | 0 | 0 | 0 | 1 | 0 |
| | | Total | 4 | 9 | 31 | 64 | 0 |
| | Christian Heights Nursing and Rehabilitation Center | BREATHITT | 1 | 0 | 0 | 0 | 0 |

2017 ANNUAL KENTUCKY LONG TERM CARE UTILIZATION AND SERVICE REPORT

Table 30 - 2017 Kentucky Long Term Care Facility Patient Origin

| ADD | Facility Name | Patient County | Under 65 | 65-74 | 75-84 | Over 85 | Unknown |
|-----|----------------------------------------------------|----------------|-----------|-----------|-----------|-----------|----------|
| | | CHRISTIAN | 11 | 10 | 10 | 1 | 0 |
| | | FAYETTE | 1 | 0 | 0 | 0 | 0 |
| | | MONTGOMERY | 1 | 1 | 0 | 0 | 0 |
| | | Other | 0 | 0 | 1 | 0 | 0 |
| | | TODD | 1 | 1 | 1 | 0 | 0 |
| | | VA | 0 | 1 | 0 | 0 | 0 |
| | | Total | 15 | 13 | 12 | 1 | 0 |
| | Concordia Nusing and Rehabilitation-Maple | ADAIR | 0 | 1 | 0 | 0 | 0 |
| | | BARREN | 0 | 0 | 1 | 0 | 0 |
| | | DAVISS | 1 | 2 | 2 | 0 | 0 |
| | | HOPKINS | 0 | 0 | 3 | 0 | 0 |
| | | JEFFERSON | 0 | 1 | 0 | 0 | 0 |
| | | LOGAN | 0 | 0 | 1 | 0 | 0 |
| | | MCLEAN | 0 | 0 | 1 | 0 | 0 |
| | | MENIFEE | 1 | 0 | 0 | 0 | 0 |
| | | MUHLENBERG | 15 | 15 | 25 | 19 | 0 |
| | | OHIO | 1 | 0 | 0 | 0 | 0 |
| | | SIMPSON | 1 | 0 | 0 | 0 | 0 |
| | | TODD | 0 | 1 | 0 | 0 | 0 |
| | | WARREN | 0 | 1 | 0 | 0 | 0 |
| | | Total | 19 | 21 | 33 | 19 | 0 |
| | Covington Convalescent Center | CHRISTIAN | 3 | 9 | 22 | 23 | 0 |
| | | HARDIN | 0 | 1 | 0 | 0 | 0 |
| | | MARSHALL | 0 | 0 | 0 | 1 | 0 |
| | | Other | 1 | 0 | 0 | 1 | 0 |
| | | TN | 0 | 0 | 0 | 1 | 0 |
| | | TODD | 0 | 0 | 1 | 0 | 0 |
| | | TRIGG | 0 | 0 | 1 | 0 | 0 |
| | | Total | 4 | 10 | 24 | 26 | 0 |
| | Crittenden County Health and Rehabilitation Center | CALDWELL | 0 | 1 | 2 | 1 | 0 |
| | | CHRISTIAN | 1 | 0 | 0 | 0 | 0 |
| | | CRITTENDEN | 6 | 15 | 15 | 16 | 0 |
| | | FAYETTE | 1 | 0 | 0 | 0 | 0 |
| | | GRAVES | 0 | 2 | 0 | 0 | 0 |
| | | HOPKINS | 1 | 0 | 1 | 1 | 0 |
| | | LIVINGSTON | 3 | 2 | 4 | 2 | 0 |
| | | MCCRACKEN | 2 | 0 | 0 | 0 | 0 |
| | | UNION | 1 | 4 | 1 | 1 | 0 |
| | | WEBSTER | 1 | 0 | 0 | 0 | 0 |
| | | Total | 16 | 24 | 23 | 21 | 0 |

2017 ANNUAL KENTUCKY LONG TERM CARE UTILIZATION AND SERVICE REPORT

Table 30 - 2017 Kentucky Long Term Care Facility Patient Origin

| ADD | Facility Name | Patient County | Under 65 | 65-74 | 75-84 | Over 85 | Unknown |
|-----|-------------------------------------|----------------|-----------|-----------|-----------|-----------|----------|
| | Dawson Springs Health And Rehab Ctr | CALDWELL | 1 | 2 | 1 | 1 | 0 |
| | | CALLOWAY | 1 | 0 | 0 | 0 | 0 |
| | | CHRISTIAN | 1 | 1 | 4 | 1 | 0 |
| | | DAVISS | 0 | 1 | 1 | 1 | 0 |
| | | GRAVES | 0 | 0 | 1 | 0 | 0 |
| | | HENDERSON | 0 | 1 | 0 | 0 | 0 |
| | | HOPKINS | 4 | 4 | 5 | 3 | 0 |
| | | JEFFERSON | 0 | 0 | 2 | 0 | 0 |
| | | LYON | 0 | 0 | 1 | 0 | 0 |
| | | MARSHALL | 0 | 1 | 0 | 1 | 0 |
| | | MARTIN | 0 | 0 | 1 | 0 | 0 |
| | | MCCRACKEN | 0 | 0 | 0 | 1 | 0 |
| | | MUHLENBERG | 0 | 0 | 1 | 0 | 0 |
| | | OHIO | 0 | 0 | 0 | 1 | 0 |
| | | TN | 1 | 0 | 0 | 0 | 0 |
| | | TODD | 0 | 0 | 1 | 0 | 0 |
| | | TRIGG | 0 | 1 | 2 | 0 | 0 |
| | | WARREN | 1 | 1 | 0 | 0 | 0 |
| | | WEBSTER | 1 | 1 | 1 | 0 | 0 |
| | | Total | 10 | 13 | 21 | 9 | 0 |
| | Diversicare of Greenville | DAVISS | 0 | 0 | 1 | 1 | 0 |
| | | HOPKINS | 0 | 1 | 0 | 0 | 0 |
| | | MCLEAN | 0 | 0 | 1 | 1 | 0 |
| | | MUHLENBERG | 6 | 11 | 14 | 20 | 0 |
| | | OHIO | 0 | 1 | 0 | 0 | 0 |
| | | TODD | 0 | 0 | 1 | 0 | 0 |
| | | Total | 6 | 13 | 17 | 22 | 0 |
| | Hearthstone Place | CHRISTIAN | 0 | 1 | 1 | 0 | 0 |
| | | LOGAN | 0 | 0 | 3 | 4 | 0 |
| | | MUHLENBERG | 0 | 0 | 1 | 0 | 0 |
| | | TN | 2 | 0 | 0 | 1 | 0 |
| | | TODD | 9 | 3 | 11 | 10 | 0 |
| | | Total | 11 | 4 | 16 | 15 | 0 |
| | Hillside Center | CHRISTIAN | 5 | 4 | 2 | 1 | 0 |
| | | DAVISS | 0 | 0 | 1 | 0 | 0 |
| | | HOPKINS | 6 | 11 | 7 | 5 | 0 |
| | | IL | 1 | 0 | 0 | 0 | 0 |
| | | LYON | 0 | 0 | 1 | 0 | 0 |
| | | MONROE | 0 | 1 | 0 | 0 | 0 |

2017 ANNUAL KENTUCKY LONG TERM CARE UTILIZATION AND SERVICE REPORT

Table 30 - 2017 Kentucky Long Term Care Facility Patient Origin

| ADD | Facility Name | Patient County | Under 65 | 65-74 | 75-84 | Over 85 | Unknown |
|-----|----------------------------------------------------|----------------|-----------|-----------|-----------|-----------|----------|
| | | MUHLENBERG | 1 | 0 | 0 | 0 | 0 |
| | | UNION | 0 | 0 | 0 | 1 | 0 |
| | | WEBSTER | 2 | 1 | 4 | 1 | 0 |
| | | Total | 15 | 17 | 15 | 8 | 0 |
| | Joseph Eddie Ballard Western Kentucky Veterans Cen | BARREN | 0 | 1 | 0 | 0 | 0 |
| | | BRECKINRIDGE | 0 | 2 | 0 | 0 | 0 |
| | | CALDWELL | 0 | 1 | 0 | 1 | 0 |
| | | CALLOWAY | 0 | 1 | 0 | 0 | 0 |
| | | CHRISTIAN | 0 | 2 | 1 | 5 | 0 |
| | | CRITTENDEN | 1 | 1 | 2 | 0 | 0 |
| | | DAVISS | 0 | 1 | 5 | 8 | 0 |
| | | GRAYSON | 0 | 0 | 0 | 1 | 0 |
| | | HANCOCK | 0 | 0 | 0 | 1 | 0 |
| | | HARDIN | 0 | 1 | 0 | 0 | 0 |
| | | HENDERSON | 0 | 3 | 1 | 8 | 0 |
| | | HOPKINS | 0 | 1 | 8 | 16 | 0 |
| | | LYON | 0 | 0 | 1 | 0 | 0 |
| | | MARSHALL | 0 | 0 | 0 | 1 | 0 |
| | | MCLEAN | 0 | 0 | 1 | 1 | 0 |
| | | MERCER | 1 | 0 | 0 | 0 | 0 |
| | | MUHLENBERG | 0 | 1 | 2 | 4 | 0 |
| | | OHIO | 0 | 0 | 0 | 1 | 0 |
| | | Other | 0 | 0 | 0 | 0 | 2 |
| | | TODD | 0 | 0 | 1 | 0 | 0 |
| | | TRIGG | 0 | 0 | 1 | 0 | 0 |
| | | UNION | 0 | 0 | 2 | 0 | 0 |
| | | WARREN | 0 | 0 | 1 | 2 | 0 |
| | | WEBSTER | 0 | 0 | 1 | 2 | 0 |
| | | Total | 2 | 15 | 27 | 51 | 2 |
| | NHC HealthCare, Madisonville | CALDWELL | 1 | 0 | 0 | 0 | 0 |
| | | CHRISTIAN | 1 | 0 | 0 | 0 | 0 |
| | | CRITTENDEN | 0 | 1 | 1 | 0 | 0 |
| | | HENDERSON | 0 | 1 | 0 | 0 | 0 |
| | | HOPKINS | 6 | 8 | 15 | 32 | 0 |
| | | IN | 0 | 0 | 1 | 0 | 0 |
| | | MCCRACKEN | 0 | 0 | 1 | 0 | 0 |
| | | MUHLENBERG | 0 | 0 | 0 | 1 | 0 |
| | | WEBSTER | 1 | 2 | 4 | 4 | 0 |
| | | Total | 9 | 12 | 22 | 37 | 0 |

2017 ANNUAL KENTUCKY LONG TERM CARE UTILIZATION AND SERVICE REPORT

Table 30 - 2017 Kentucky Long Term Care Facility Patient Origin

| ADD | Facility Name | Patient County | Under 65 | 65-74 | 75-84 | Over 85 | Unknown |
|-----|---------------------------------------------------------------|----------------|-----------|-----------|-----------|-----------|----------|
| | Owensboro Health Muhlenberg Community Hospital Long Term Care | DAVISS | 0 | 0 | 0 | 1 | 0 |
| | | HOPKINS | 0 | 0 | 1 | 0 | 0 |
| | | MCLEAN | 0 | 1 | 0 | 0 | 0 |
| | | MUHLENBERG | 1 | 5 | 8 | 18 | 0 |
| | | Total | 1 | 6 | 9 | 19 | 0 |
| | Princeton Health and Rehab Center | CALDWELL | 6 | 7 | 13 | 15 | 0 |
| | | CRITTENDEN | 0 | 0 | 1 | 0 | 0 |
| | | HOPKINS | 0 | 1 | 1 | 1 | 0 |
| | | LYON | 0 | 3 | 0 | 1 | 0 |
| | | TRIGG | 0 | 1 | 0 | 1 | 0 |
| | | Total | 6 | 12 | 15 | 18 | 0 |
| | Ridgewood Terrace Nursing Home | CALDWELL | 0 | 1 | 0 | 1 | 0 |
| | | CALLOWAY | 0 | 0 | 0 | 1 | 0 |
| | | CHRISTIAN | 0 | 1 | 1 | 0 | 0 |
| | | DAVISS | 0 | 0 | 0 | 1 | 0 |
| | | HENDERSON | 1 | 0 | 0 | 0 | 0 |
| | | HOPKINS | 8 | 12 | 27 | 34 | 0 |
| | | MADISON | 0 | 1 | 0 | 1 | 0 |
| | | MCLEAN | 0 | 0 | 0 | 1 | 0 |
| | | MUHLENBERG | 0 | 1 | 1 | 0 | 0 |
| | | Other | 0 | 0 | 0 | 1 | 0 |
| | | TRIGG | 1 | 0 | 0 | 0 | 0 |
| | | WEBSTER | 1 | 2 | 3 | 3 | 0 |
| | | Total | 11 | 18 | 32 | 43 | 0 |
| | River's Bend Retirement Community | CALDWELL | 1 | 0 | 2 | 2 | 0 |
| | | CHRISTIAN | 1 | 0 | 0 | 0 | 0 |
| | | CRITTENDEN | 0 | 0 | 1 | 1 | 0 |
| | | HENDERSON | 0 | 0 | 0 | 1 | 0 |
| | | LIVINGSTON | 0 | 0 | 1 | 2 | 0 |
| | | LYON | 0 | 2 | 5 | 14 | 0 |
| | | MARSHALL | 0 | 0 | 0 | 1 | 0 |
| | | Other | 0 | 0 | 1 | 2 | 0 |
| | | TRIGG | 1 | 0 | 1 | 0 | 0 |
| | | Total | 3 | 2 | 11 | 23 | 0 |
| | Salem Springlake Health and Rehabilitation Center | CALDWELL | 0 | 1 | 0 | 1 | 0 |
| | | CALLOWAY | 1 | 1 | 0 | 0 | 0 |
| | | CRITTENDEN | 0 | 3 | 3 | 11 | 0 |

2017 ANNUAL KENTUCKY LONG TERM CARE UTILIZATION AND SERVICE REPORT

Table 30 - 2017 Kentucky Long Term Care Facility Patient Origin

| ADD | Facility Name | Patient County | Under 65 | 65-74 | 75-84 | Over 85 | Unknown |
|-----|----------------------------------------------|----------------|-----------|-----------|-----------|-----------|----------|
| | | GRAVES | 0 | 1 | 1 | 0 | 0 |
| | | JEFFERSON | 1 | 0 | 0 | 0 | 0 |
| | | JESSAMINE | 1 | 0 | 0 | 0 | 0 |
| | | LIVINGSTON | 1 | 4 | 4 | 10 | 0 |
| | | LYON | 0 | 0 | 0 | 1 | 0 |
| | | MARSHALL | 0 | 0 | 0 | 1 | 0 |
| | | MCCRACKEN | 1 | 0 | 1 | 2 | 0 |
| | | MCLEAN | 0 | 1 | 0 | 0 | 0 |
| | | Other | 0 | 0 | 0 | 1 | 0 |
| | | UNION | 1 | 0 | 0 | 0 | 0 |
| | | Total | 6 | 11 | 9 | 27 | 0 |
| | Shady Lawn Nursing and Rehabilitation Center | CHRISTIAN | 5 | 2 | 1 | 0 | 0 |
| | | FULTON | 0 | 1 | 0 | 0 | 0 |
| | | Other | 0 | 1 | 0 | 0 | 0 |
| | | TRIGG | 3 | 0 | 9 | 9 | 0 |
| | | Total | 8 | 4 | 10 | 9 | 0 |
| | Tradewater Pointe | BELL | 1 | 0 | 0 | 0 | 0 |
| | | BREATHITT | 0 | 0 | 1 | 0 | 0 |
| | | CALDWELL | 2 | 3 | 2 | 0 | 0 |
| | | CHRISTIAN | 1 | 1 | 1 | 0 | 0 |
| | | FAYETTE | 0 | 1 | 0 | 0 | 0 |
| | | HOPKINS | 4 | 5 | 9 | 10 | 0 |
| | | JEFFERSON | 1 | 0 | 0 | 0 | 0 |
| | | JESSAMINE | 0 | 0 | 0 | 1 | 0 |
| | | MARSHALL | 1 | 0 | 0 | 0 | 0 |
| | | MO | 0 | 0 | 0 | 1 | 0 |
| | | TRIGG | 0 | 1 | 0 | 0 | 0 |
| | | WEBSTER | 2 | 0 | 1 | 1 | 0 |
| | | Total | 12 | 11 | 14 | 13 | 0 |
| | Western State Nursing Facility | BARREN | 1 | 0 | 0 | 0 | 0 |
| | | CHRISTIAN | 18 | 25 | 19 | 13 | 0 |
| | | DAVISS | 1 | 0 | 0 | 0 | 0 |
| | | FAYETTE | 1 | 1 | 0 | 1 | 0 |
| | | GRAVES | 1 | 0 | 0 | 0 | 0 |
| | | HART | 0 | 0 | 1 | 0 | 0 |
| | | LOGAN | 0 | 0 | 1 | 0 | 0 |
| | | MCCRACKEN | 0 | 1 | 0 | 1 | 0 |
| | | NELSON | 0 | 0 | 1 | 0 | 0 |
| | | Other | 1 | 0 | 1 | 0 | 0 |
| | | PERRY | 1 | 0 | 0 | 0 | 0 |

2017 ANNUAL KENTUCKY LONG TERM CARE UTILIZATION AND SERVICE REPORT

Table 30 - 2017 Kentucky Long Term Care Facility Patient Origin

| ADD | Facility Name | Patient County | Under 65 | 65-74 | 75-84 | Over 85 | Unknown |
|---------------------------|----------------------------------------------------|--------------------|------------|------------|------------|------------|----------|
| | | PULASKI | 0 | 1 | 0 | 0 | 0 |
| | | SCOTT | 0 | 1 | 0 | 0 | 0 |
| | | TODD | 0 | 1 | 0 | 2 | 0 |
| | | UNION | 1 | 0 | 0 | 0 | 0 |
| | | WARREN | 1 | 1 | 2 | 1 | 0 |
| | | Total | 26 | 31 | 25 | 18 | 0 |
| | | ADD:2 Total | 218 | 292 | 418 | 498 | 2 |
| ADD: 3 GREEN RIVER | | | | | | | |
| | Beaver Dam Nursing and Rehab Center | BUTLER | 0 | 2 | 3 | 1 | 0 |
| | | DAVISS | 0 | 2 | 2 | 2 | 0 |
| | | GRAYSON | 0 | 1 | 1 | 1 | 0 |
| | | OHIO | 2 | 13 | 11 | 13 | 0 |
| | | Total | 2 | 18 | 17 | 17 | 0 |
| | Breckinridge Place | CRITTENDEN | 0 | 0 | 1 | 0 | 0 |
| | | HENDERSON | 0 | 0 | 0 | 1 | 0 |
| | | UNION | 2 | 2 | 4 | 6 | 0 |
| | | Total | 2 | 2 | 5 | 7 | 0 |
| | Carmel Home | DAVISS | 0 | 0 | 7 | 15 | 0 |
| | | IL | 0 | 0 | 2 | 0 | 0 |
| | | IN | 0 | 0 | 0 | 2 | 0 |
| | | JEFFERSON | 0 | 0 | 1 | 3 | 0 |
| | | OHIO | 0 | 0 | 0 | 1 | 0 |
| | | Other | 0 | 0 | 1 | 3 | 0 |
| | | UNION | 0 | 0 | 0 | 1 | 0 |
| | | Total | 0 | 0 | 11 | 25 | 0 |
| | Fordsville Nursing and Rehabilitation Center | BRECKINRIDGE | 1 | 1 | 1 | 1 | 0 |
| | | DAVISS | 4 | 7 | 7 | 0 | 0 |
| | | GRAYSON | 1 | 1 | 0 | 0 | 0 |
| | | GREEN | 0 | 1 | 0 | 0 | 0 |
| | | HARDIN | 1 | 2 | 1 | 0 | 0 |
| | | IN | 0 | 0 | 1 | 0 | 0 |
| | | JEFFERSON | 0 | 1 | 0 | 0 | 0 |
| | | MCLEAN | 0 | 1 | 0 | 0 | 0 |
| | | OHIO | 9 | 10 | 11 | 2 | 0 |
| | | Other | 0 | 0 | 1 | 0 | 0 |
| | | WARREN | 0 | 0 | 0 | 1 | 0 |
| | | Total | 16 | 24 | 22 | 4 | 0 |
| | Heartland Villa Care and Rehabilitation Center Com | BRECKINRIDGE | 1 | 0 | 4 | 1 | 0 |

2017 ANNUAL KENTUCKY LONG TERM CARE UTILIZATION AND SERVICE REPORT

Table 30 - 2017 Kentucky Long Term Care Facility Patient Origin

| ADD | Facility Name | Patient County | Under 65 | 65-74 | 75-84 | Over 85 | Unknown |
|-----|-----------------------------------------------|----------------|-----------|-----------|-----------|-----------|----------|
| | | DAVISS | 2 | 1 | 8 | 10 | 0 |
| | | GRAYSON | 0 | 0 | 0 | 1 | 0 |
| | | HANCOCK | 0 | 2 | 4 | 5 | 0 |
| | | IN | 0 | 0 | 1 | 0 | 0 |
| | | PERRY | 0 | 1 | 0 | 0 | 0 |
| | | Total | 3 | 4 | 17 | 17 | 0 |
| | Henderson Manor | | | | | | |
| | | JEFFERSON | 0 | 0 | 0 | 0 | 0 |
| | | Total | 0 | 0 | 0 | 0 | 0 |
| | Henderson Nursing and Rehabilitation Center | | | | | | |
| | | BARREN | 1 | 0 | 0 | 0 | 0 |
| | | CHRISTIAN | 0 | 1 | 0 | 0 | 0 |
| | | DAVISS | 1 | 0 | 1 | 0 | 0 |
| | | GRAVES | 0 | 1 | 0 | 0 | 0 |
| | | HENDERSON | 12 | 19 | 12 | 6 | 0 |
| | | IN | 0 | 2 | 0 | 0 | 0 |
| | | MCCRACKEN | 1 | 0 | 0 | 0 | 0 |
| | | MCLEAN | 1 | 0 | 1 | 0 | 0 |
| | | UNION | 1 | 0 | 1 | 0 | 0 |
| | | WEBSTER | 0 | 0 | 1 | 0 | 0 |
| | | Total | 17 | 23 | 16 | 6 | 0 |
| | Hermitage Care and Rehabilitation Center | | | | | | |
| | | DAVISS | 1 | 36 | 28 | 12 | 0 |
| | | HENDERSON | 0 | 0 | 1 | 0 | 0 |
| | | KENTON | 0 | 0 | 1 | 0 | 0 |
| | | MCLEAN | 0 | 1 | 0 | 0 | 0 |
| | | MUHLENBERG | 0 | 1 | 0 | 0 | 0 |
| | | Total | 1 | 38 | 30 | 12 | 0 |
| | Morganfield Nursing and Rehabilitation Center | | | | | | |
| | | CRITTENDEN | 1 | 0 | 0 | 1 | 0 |
| | | DAVISS | 0 | 0 | 1 | 1 | 0 |
| | | HENDERSON | 1 | 2 | 1 | 0 | 0 |
| | | HOPKINS | 0 | 1 | 0 | 0 | 0 |
| | | IL | 0 | 0 | 1 | 0 | 0 |
| | | JOHNSON | 1 | 0 | 0 | 0 | 0 |
| | | MCCRACKEN | 0 | 1 | 0 | 0 | 0 |
| | | UNION | 6 | 4 | 8 | 18 | 0 |
| | | WEBSTER | 0 | 1 | 1 | 0 | 0 |
| | | Total | 9 | 9 | 12 | 20 | 0 |
| | Owensboro Center | | | | | | |
| | | DAVISS | 20 | 27 | 29 | 32 | 0 |
| | | HANCOCK | 1 | 0 | 0 | 0 | 0 |
| | | HENDERSON | 0 | 0 | 0 | 1 | 0 |

2017 ANNUAL KENTUCKY LONG TERM CARE UTILIZATION AND SERVICE REPORT

Table 30 - 2017 Kentucky Long Term Care Facility Patient Origin

| ADD | Facility Name | Patient County | Under 65 | 65-74 | 75-84 | Over 85 | Unknown |
|----------------------------|---------------|----------------|-----------|-----------|-----------|-----------|----------|
| | | IL | 0 | 0 | 0 | 1 | 0 |
| | | IN | 1 | 0 | 0 | 0 | 0 |
| | | JEFFERSON | 0 | 0 | 1 | 0 | 0 |
| | | LAWRENCE | 0 | 0 | 0 | 1 | 0 |
| | | MCLEAN | 1 | 0 | 1 | 2 | 0 |
| | | MUHLENBERG | 0 | 1 | 0 | 0 | 0 |
| | | OHIO | 0 | 1 | 0 | 4 | 0 |
| | | Total | 23 | 29 | 31 | 41 | 0 |
| Redbanks | | DAVISS | 0 | 2 | 5 | 3 | 0 |
| | | GRAVES | 1 | 0 | 0 | 0 | 0 |
| | | HANCOCK | 0 | 0 | 0 | 1 | 0 |
| | | HENDERSON | 12 | 27 | 46 | 57 | 0 |
| | | HOPKINS | 0 | 0 | 1 | 2 | 0 |
| | | IL | 0 | 0 | 2 | 0 | 0 |
| | | IN | 0 | 0 | 0 | 3 | 0 |
| | | JEFFERSON | 1 | 0 | 0 | 0 | 0 |
| | | LYON | 0 | 0 | 1 | 0 | 0 |
| | | MUHLENBERG | 1 | 0 | 0 | 0 | 0 |
| | | Other | 0 | 1 | 0 | 1 | 0 |
| | | UNION | 2 | 2 | 3 | 6 | 0 |
| | | WEBSTER | 0 | 0 | 1 | 2 | 0 |
| | | Total | 17 | 32 | 59 | 75 | 0 |
| Redbanks Colonial Terrace | | DAVISS | 0 | 1 | 0 | 1 | 0 |
| | | HENDERSON | 4 | 3 | 5 | 5 | 0 |
| | | HOPKINS | 3 | 1 | 3 | 0 | 0 |
| | | IN | 1 | 0 | 0 | 0 | 0 |
| | | MUHLENBERG | 0 | 0 | 0 | 1 | 0 |
| | | UNION | 3 | 1 | 2 | 3 | 0 |
| | | WEBSTER | 1 | 6 | 14 | 8 | 0 |
| | | Total | 12 | 12 | 24 | 18 | 0 |
| Riverside Care & Rehab Ctr | | DAVISS | 0 | 5 | 2 | 7 | 0 |
| | | HANCOCK | 0 | 1 | 0 | 0 | 0 |
| | | HENDERSON | 0 | 0 | 0 | 1 | 0 |
| | | HOPKINS | 0 | 0 | 1 | 0 | 0 |
| | | MCLEAN | 1 | 6 | 10 | 17 | 0 |
| | | MUHLENBERG | 0 | 2 | 3 | 0 | 0 |
| | | OHIO | 1 | 1 | 0 | 2 | 0 |
| | | UNION | 0 | 0 | 2 | 0 | 0 |
| | | WARREN | 1 | 0 | 0 | 0 | 0 |
| | | Total | 3 | 15 | 18 | 27 | 0 |

2017 ANNUAL KENTUCKY LONG TERM CARE UTILIZATION AND SERVICE REPORT

Table 30 - 2017 Kentucky Long Term Care Facility Patient Origin

| ADD | Facility Name | Patient County | Under 65 | 65-74 | 75-84 | Over 85 | Unknown |
|-----|-----------------------------------------------------|-------------------------------------------|-----------|-----------|-----------|-----------|-----------|
| | Shemwell Nursing Home | CALLOWAY | 0 | 0 | 0 | 1 | 0 |
| | | HENDERSON | 0 | 0 | 1 | 0 | 0 |
| | | HOPKINS | 0 | 0 | 0 | 5 | 0 |
| | | Other | 0 | 0 | 0 | 4 | 0 |
| | | UNION | 0 | 0 | 0 | 6 | 0 |
| | | WEBSTER | 0 | 0 | 0 | 2 | 0 |
| | | Total | | 0 | 0 | 1 | 18 |
| | Signature Healthcare at Hillcrest | DAVIESS | 17 | 19 | 30 | 56 | 0 |
| | | Total | 17 | 19 | 30 | 56 | 0 |
| | Signature Healthcare of Hartford Rehab and Wellness | BRECKINRIDGE | 1 | 0 | 0 | 0 | 0 |
| | | DAVIESS | 6 | 3 | 2 | 0 | 0 |
| | | GRAYSON | 0 | 0 | 1 | 0 | 0 |
| | | HANCOCK | 1 | 0 | 0 | 0 | 0 |
| | | HENDERSON | 0 | 0 | 0 | 1 | 0 |
| | | JEFFERSON | 1 | 1 | 0 | 0 | 0 |
| | | MCLEAN | 0 | 2 | 0 | 1 | 0 |
| | | MUHLENBERG | 0 | 1 | 1 | 0 | 0 |
| | | OHIO | 7 | 8 | 25 | 32 | 0 |
| | | Total | 16 | 15 | 29 | 34 | 0 |
| | | The Transitional Care Center of Owensboro | DAVIESS | 3 | 7 | 4 | 3 |
| | HANCOCK | | 0 | 0 | 1 | 0 | 0 |
| | MUHLENBERG | | 0 | 0 | 0 | 1 | 0 |
| | Total | | 3 | 7 | 5 | 4 | 0 |
| | Twin Rivers Nursing and Rehab Center | ALLEN | 1 | 0 | 0 | 0 | 0 |
| | | DAVIESS | 19 | 34 | 23 | 14 | 0 |
| | | HANCOCK | 2 | 2 | 0 | 0 | 0 |
| | | HENDERSON | 1 | 2 | 0 | 1 | 0 |
| | | HOPKINS | 1 | 2 | 0 | 0 | 0 |
| | | JESSAMINE | 1 | 0 | 0 | 0 | 0 |
| | | MADISON | 1 | 0 | 0 | 0 | 0 |
| | | MCLEAN | 1 | 1 | 2 | 0 | 0 |
| | | MUHLENBERG | 0 | 0 | 1 | 0 | 0 |
| | | OHIO | 1 | 2 | 0 | 1 | 0 |
| | | WEBSTER | 0 | 0 | 0 | 1 | 0 |
| | | Total | 28 | 43 | 26 | 17 | 0 |
| | | Wellington Parc of Owensboro | DAVIESS | 0 | 5 | 19 | 31 |
| | HANCOCK | | 0 | 0 | 1 | 3 | 0 |

2017 ANNUAL KENTUCKY LONG TERM CARE UTILIZATION AND SERVICE REPORT

Table 30 - 2017 Kentucky Long Term Care Facility Patient Origin

| ADD | Facility Name | Patient County | Under 65 | 65-74 | 75-84 | Over 85 | Unknown |
|----------------------------|------------------------------------------|--------------------|------------|------------|------------|------------|----------|
| | | HOPKINS | 0 | 0 | 0 | 1 | 0 |
| | | IN | 0 | 1 | 0 | 0 | 0 |
| | | MCCRACKEN | 0 | 0 | 0 | 1 | 0 |
| | | MCLEAN | 0 | 0 | 0 | 2 | 0 |
| | | MUHLENBERG | 0 | 1 | 1 | 0 | 0 |
| | | OHIO | 0 | 0 | 1 | 0 | 0 |
| | | Other | 0 | 0 | 1 | 2 | 0 |
| | | TN | 0 | 1 | 0 | 0 | 0 |
| | | Total | 0 | 8 | 23 | 40 | 0 |
| | | ADD:3 Total | 169 | 298 | 376 | 438 | 0 |
| ADD: 4 BARREN RIVER | | | | | | | |
| | Auburn Health Care | ALLEN | 0 | 1 | 0 | 0 | 0 |
| | | CALDWELL | 0 | 1 | 0 | 0 | 0 |
| | | LOGAN | 4 | 7 | 9 | 16 | 0 |
| | | Other | 1 | 0 | 0 | 0 | 0 |
| | | SIMPSON | 1 | 0 | 0 | 1 | 0 |
| | | WARREN | 1 | 1 | 2 | 2 | 0 |
| | | Total | 7 | 10 | 11 | 19 | 0 |
| | Bowling Green Nursing and Rehabilitation | ALLEN | 0 | 0 | 0 | 1 | 0 |
| | | BARREN | 0 | 0 | 2 | 1 | 0 |
| | | LOGAN | 0 | 2 | 0 | 0 | 0 |
| | | WARREN | 13 | 18 | 7 | 10 | 0 |
| | | Total | 13 | 20 | 9 | 12 | 0 |
| | Cal Turner Rehab and Specialty Care | ALLEN | 15 | 11 | 21 | 24 | 0 |
| | | BARREN | 3 | 1 | 1 | 0 | 0 |
| | | CLINTON | 0 | 0 | 2 | 0 | 0 |
| | | EDMONSON | 0 | 0 | 1 | 0 | 0 |
| | | LOGAN | 0 | 0 | 1 | 0 | 0 |
| | | MONROE | 1 | 0 | 0 | 2 | 0 |
| | | SIMPSON | 3 | 0 | 0 | 2 | 0 |
| | | TN | 0 | 0 | 1 | 2 | 0 |
| | | WARREN | 7 | 1 | 4 | 5 | 0 |
| | | Total | 29 | 13 | 31 | 35 | 0 |
| | Christian Health Center, Bowling Green | ADAIR | 0 | 0 | 1 | 0 | 0 |
| | | LOGAN | 0 | 0 | 0 | 1 | 0 |
| | | WARREN | 1 | 2 | 8 | 9 | 0 |
| | | Total | 1 | 2 | 9 | 10 | 0 |
| | Colonial Center | ADAIR | 0 | 1 | 0 | 0 | 0 |

2017 ANNUAL KENTUCKY LONG TERM CARE UTILIZATION AND SERVICE REPORT

Table 30 - 2017 Kentucky Long Term Care Facility Patient Origin

| ADD | Facility Name | Patient County | Under 65 | 65-74 | 75-84 | Over 85 | Unknown |
|-----|------------------------------------------|----------------|----------|-----------|-----------|-----------|----------|
| | | ALLEN | 0 | 3 | 2 | 0 | 0 |
| | | BARREN | 0 | 0 | 1 | 0 | 0 |
| | | BUTLER | 0 | 0 | 1 | 0 | 0 |
| | | CHRISTIAN | 0 | 3 | 0 | 0 | 0 |
| | | EDMONSON | 0 | 1 | 1 | 0 | 0 |
| | | FAYETTE | 0 | 1 | 1 | 0 | 0 |
| | | IN | 0 | 0 | 1 | 0 | 0 |
| | | LIVINGSTON | 0 | 4 | 0 | 0 | 0 |
| | | LOGAN | 0 | 0 | 2 | 0 | 0 |
| | | MO | 0 | 0 | 1 | 0 | 0 |
| | | OHIO | 0 | 2 | 0 | 0 | 0 |
| | | Other | 0 | 4 | 2 | 0 | 0 |
| | | SIMPSON | 0 | 0 | 1 | 0 | 0 |
| | | TN | 0 | 0 | 1 | 0 | 0 |
| | | WARREN | 1 | 7 | 3 | 0 | 0 |
| | | Total | 1 | 26 | 17 | 0 | 0 |
| | Creekwood Place Nursing and Rehab Center | | | | | | |
| | | ALLEN | 0 | 1 | 0 | 0 | 0 |
| | | LOGAN | 7 | 12 | 26 | 34 | 0 |
| | | Other | 0 | 0 | 0 | 4 | 0 |
| | | SIMPSON | 0 | 1 | 0 | 0 | 0 |
| | | TODD | 1 | 0 | 1 | 1 | 0 |
| | | WARREN | 0 | 0 | 0 | 1 | 0 |
| | | Total | 8 | 14 | 27 | 40 | 0 |
| | Diversicare of Glasgow | | | | | | |
| | | ADAIR | 1 | 0 | 0 | 0 | 0 |
| | | ALLEN | 1 | 2 | 0 | 0 | 0 |
| | | BARREN | 2 | 8 | 21 | 40 | 0 |
| | | HART | 0 | 0 | 0 | 1 | 0 |
| | | LOGAN | 0 | 0 | 1 | 0 | 0 |
| | | MCCREARY | 0 | 0 | 0 | 1 | 0 |
| | | METCALFE | 0 | 0 | 3 | 2 | 0 |
| | | MONROE | 0 | 0 | 2 | 1 | 0 |
| | | RUSSELL | 0 | 0 | 1 | 0 | 0 |
| | | TAYLOR | 0 | 0 | 0 | 1 | 0 |
| | | WARREN | 0 | 0 | 0 | 1 | 0 |
| | | Total | 4 | 10 | 28 | 47 | 0 |
| | Edmonson Center | | | | | | |
| | | BARREN | 0 | 0 | 2 | 1 | 0 |
| | | BUTLER | 0 | 0 | 0 | 1 | 0 |
| | | EDMONSON | 4 | 10 | 12 | 25 | 0 |

2017 ANNUAL KENTUCKY LONG TERM CARE UTILIZATION AND SERVICE REPORT

Table 30 - 2017 Kentucky Long Term Care Facility Patient Origin

| ADD | Facility Name | Patient County | Under 65 | 65-74 | 75-84 | Over 85 | Unknown |
|-----|---------------------------------------------|----------------|-----------|-----------|-----------|-----------|----------|
| | | GRAYSON | 1 | 0 | 2 | 2 | 0 |
| | | WARREN | 1 | 0 | 5 | 1 | 0 |
| | | Total | 6 | 10 | 21 | 30 | 0 |
| | Franklin-Simpson Nursing and Rehabilitation | ALLEN | 4 | 0 | 2 | 0 | 0 |
| | | BALLARD | 1 | 0 | 2 | 0 | 0 |
| | | CHRISTIAN | 1 | 0 | 0 | 0 | 0 |
| | | EDMONSON | 0 | 0 | 0 | 1 | 0 |
| | | HART | 0 | 1 | 0 | 0 | 0 |
| | | IN | 0 | 1 | 0 | 0 | 0 |
| | | LOGAN | 2 | 0 | 3 | 1 | 0 |
| | | SIMPSON | 4 | 11 | 16 | 10 | 0 |
| | | TRIGG | 1 | 0 | 0 | 0 | 0 |
| | | WARREN | 10 | 5 | 8 | 3 | 0 |
| | | Total | 23 | 18 | 31 | 15 | 0 |
| | Glasgow State Nursing Facility | ADAIR | 0 | 0 | 2 | 1 | 0 |
| | | ALLEN | 0 | 1 | 0 | 0 | 0 |
| | | BARREN | 0 | 0 | 5 | 1 | 0 |
| | | BOYD | 0 | 0 | 2 | 0 | 0 |
| | | BOYLE | 0 | 0 | 1 | 0 | 0 |
| | | BUTLER | 0 | 0 | 1 | 0 | 0 |
| | | CAMPBELL | 0 | 0 | 2 | 0 | 0 |
| | | CARROLL | 0 | 0 | 0 | 1 | 0 |
| | | CHRISTIAN | 1 | 0 | 0 | 0 | 0 |
| | | CUMBERLAND | 0 | 0 | 1 | 0 | 0 |
| | | DAVISS | 0 | 0 | 1 | 0 | 0 |
| | | EDMONSON | 0 | 1 | 0 | 0 | 0 |
| | | FAYETTE | 1 | 4 | 0 | 0 | 0 |
| | | FLOYD | 1 | 0 | 0 | 0 | 0 |
| | | FRANKLIN | 0 | 1 | 0 | 0 | 0 |
| | | GREEN | 1 | 1 | 0 | 0 | 0 |
| | | HARDIN | 0 | 0 | 1 | 0 | 0 |
| | | HARRISON | 1 | 1 | 0 | 0 | 0 |
| | | HART | 0 | 1 | 0 | 1 | 0 |
| | | HICKMAN | 0 | 1 | 0 | 0 | 0 |
| | | JEFFERSON | 3 | 0 | 0 | 2 | 0 |
| | | JESSAMINE | 0 | 1 | 0 | 0 | 0 |
| | | KENTON | 0 | 2 | 0 | 0 | 0 |
| | | LEE | 0 | 1 | 0 | 0 | 0 |
| | | LINCOLN | 0 | 1 | 0 | 0 | 0 |
| | | MADISON | 1 | 0 | 0 | 0 | 0 |
| | | METCALFE | 0 | 0 | 1 | 1 | 0 |

2017 ANNUAL KENTUCKY LONG TERM CARE UTILIZATION AND SERVICE REPORT

Table 30 - 2017 Kentucky Long Term Care Facility Patient Origin

| ADD | Facility Name | Patient County | Under 65 | 65-74 | 75-84 | Over 85 | Unknown |
|-----|--------------------------------------|----------------|-----------|-----------|-----------|-----------|----------|
| | | OLDHAM | 1 | 0 | 0 | 0 | 0 |
| | | PULASKI | 0 | 1 | 0 | 0 | 0 |
| | | ROWAN | 1 | 0 | 0 | 0 | 0 |
| | | RUSSELL | 0 | 0 | 1 | 0 | 0 |
| | | SIMPSON | 0 | 1 | 0 | 0 | 0 |
| | | TAYLOR | 1 | 1 | 0 | 0 | 0 |
| | | WARREN | 2 | 6 | 4 | 1 | 0 |
| | | WHITLEY | 0 | 0 | 1 | 0 | 0 |
| | | Total | 14 | 25 | 23 | 8 | 0 |
| | Glenview Health Care Facility | | | | | | |
| | | ALLEN | 1 | 0 | 0 | 1 | 0 |
| | | BARREN | 6 | 4 | 9 | 13 | 0 |
| | | DAVISS | 0 | 0 | 0 | 1 | 0 |
| | | FRANKLIN | 0 | 0 | 2 | 0 | 0 |
| | | GREEN | 0 | 0 | 1 | 0 | 0 |
| | | HART | 0 | 0 | 0 | 1 | 0 |
| | | JEFFERSON | 0 | 0 | 0 | 1 | 0 |
| | | MARION | 0 | 0 | 1 | 0 | 0 |
| | | METCALFE | 0 | 0 | 0 | 2 | 0 |
| | | Other | 0 | 2 | 0 | 0 | 0 |
| | | PULASKI | 1 | 0 | 0 | 0 | 0 |
| | | SIMPSON | 1 | 1 | 0 | 0 | 0 |
| | | TN | 0 | 1 | 0 | 0 | 0 |
| | | WARREN | 3 | 0 | 0 | 1 | 0 |
| | | Total | 12 | 8 | 13 | 20 | 0 |
| | Greenwood Nursing and Rehabilitation | | | | | | |
| | | WARREN | 16 | 26 | 31 | 48 | 0 |
| | | Total | 16 | 26 | 31 | 48 | 0 |
| | Hopkins Center | | | | | | |
| | | ALLEN | 0 | 1 | 0 | 0 | 0 |
| | | BUTLER | 0 | 0 | 1 | 0 | 0 |
| | | LOGAN | 0 | 1 | 2 | 2 | 0 |
| | | Other | 0 | 1 | 0 | 1 | 0 |
| | | SIMPSON | 2 | 2 | 3 | 5 | 0 |
| | | TN | 0 | 0 | 1 | 0 | 0 |
| | | WARREN | 1 | 7 | 4 | 13 | 0 |
| | | Total | 3 | 12 | 11 | 21 | 0 |
| | Magnolia Village Care | | | | | | |
| | | ADAIR | 0 | 0 | 1 | 0 | 0 |
| | | ALLEN | 0 | 0 | 0 | 2 | 0 |
| | | BARREN | 1 | 1 | 0 | 0 | 0 |
| | | BUTLER | 0 | 0 | 0 | 1 | 0 |
| | | CHRISTIAN | 0 | 0 | 0 | 1 | 0 |

2017 ANNUAL KENTUCKY LONG TERM CARE UTILIZATION AND SERVICE REPORT

Table 30 - 2017 Kentucky Long Term Care Facility Patient Origin

| ADD | Facility Name | Patient County | Under 65 | 65-74 | 75-84 | Over 85 | Unknown |
|-----|-------------------------------------------|----------------|-----------|-----------|-----------|-----------|----------|
| | | DAVIESS | 0 | 0 | 1 | 0 | 0 |
| | | HARDIN | 0 | 1 | 0 | 1 | 0 |
| | | JEFFERSON | 0 | 0 | 1 | 0 | 0 |
| | | LOGAN | 0 | 0 | 1 | 0 | 0 |
| | | LYON | 0 | 0 | 0 | 1 | 0 |
| | | MADISON | 0 | 0 | 1 | 0 | 0 |
| | | OHIO | 0 | 1 | 0 | 0 | 0 |
| | | RUSSELL | 0 | 0 | 0 | 1 | 0 |
| | | SIMPSON | 0 | 0 | 1 | 2 | 0 |
| | | WARREN | 2 | 6 | 8 | 22 | 0 |
| | | Total | 3 | 9 | 14 | 31 | 0 |
| | Metcalfe Health Care Center | ADAIR | 3 | 0 | 1 | 1 | 0 |
| | | BARREN | 0 | 1 | 1 | 0 | 0 |
| | | CLINTON | 0 | 1 | 0 | 0 | 0 |
| | | GREEN | 0 | 0 | 1 | 1 | 0 |
| | | IN | 0 | 0 | 3 | 0 | 0 |
| | | JEFFERSON | 0 | 1 | 0 | 0 | 0 |
| | | MCCREARY | 0 | 0 | 1 | 0 | 0 |
| | | METCALFE | 4 | 9 | 9 | 13 | 0 |
| | | MO | 0 | 0 | 0 | 1 | 0 |
| | | MONROE | 0 | 0 | 3 | 2 | 0 |
| | | OH | 0 | 0 | 1 | 0 | 0 |
| | | Other | 3 | 0 | 2 | 5 | 0 |
| | | Total | 10 | 12 | 22 | 23 | 0 |
| | Morgantown Care and Rehabilitation Center | ALLEN | 0 | 1 | 0 | 0 | 0 |
| | | BULLITT | 1 | 0 | 0 | 0 | 0 |
| | | BUTLER | 6 | 19 | 25 | 34 | 0 |
| | | GRAYSON | 0 | 0 | 1 | 0 | 0 |
| | | HARDIN | 0 | 1 | 0 | 0 | 0 |
| | | JEFFERSON | 1 | 0 | 0 | 0 | 0 |
| | | LIVINGSTON | 0 | 0 | 0 | 1 | 0 |
| | | LOGAN | 0 | 1 | 1 | 0 | 0 |
| | | MO | 0 | 0 | 0 | 1 | 0 |
| | | OHIO | 1 | 2 | 1 | 0 | 0 |
| | | WARREN | 0 | 1 | 1 | 1 | 0 |
| | | Total | 9 | 25 | 29 | 37 | 0 |
| | NHC HealthCare, Glasgow | BARREN | 28 | 29 | 38 | 30 | 0 |
| | | HART | 0 | 0 | 0 | 3 | 0 |
| | | JEFFERSON | 0 | 0 | 1 | 0 | 0 |
| | | METCALFE | 0 | 2 | 3 | 20 | 0 |

2017 ANNUAL KENTUCKY LONG TERM CARE UTILIZATION AND SERVICE REPORT

Table 30 - 2017 Kentucky Long Term Care Facility Patient Origin

| ADD | Facility Name | Patient County | Under 65 | 65-74 | 75-84 | Over 85 | Unknown |
|-----|-------------------------------------|----------------|-----------|-----------|-----------|-----------|----------|
| | | MONROE | 1 | 0 | 2 | 12 | 0 |
| | | TN | 0 | 0 | 0 | 2 | 0 |
| | | WARREN | 0 | 0 | 1 | 2 | 0 |
| | | Total | 29 | 31 | 45 | 69 | 0 |
| | Signature Healthcare Bowling Green | ALLEN | 0 | 3 | 0 | 2 | 0 |
| | | BARREN | 0 | 0 | 2 | 0 | 0 |
| | | BUTLER | 0 | 1 | 0 | 1 | 0 |
| | | CHRISTIAN | 0 | 0 | 1 | 0 | 0 |
| | | DAVISS | 0 | 1 | 0 | 1 | 0 |
| | | EDMONSON | 1 | 0 | 0 | 0 | 0 |
| | | GRAYSON | 1 | 0 | 1 | 1 | 0 |
| | | LOGAN | 1 | 1 | 4 | 3 | 0 |
| | | METCALFE | 0 | 1 | 0 | 0 | 0 |
| | | OHIO | 0 | 1 | 0 | 0 | 0 |
| | | PULASKI | 0 | 0 | 0 | 1 | 0 |
| | | SIMPSON | 0 | 1 | 2 | 0 | 0 |
| | | TN | 0 | 0 | 2 | 0 | 0 |
| | | WARREN | 11 | 27 | 25 | 30 | 0 |
| | | Total | 14 | 36 | 37 | 39 | 0 |
| | Signature Healthcare of Glasgow | ALLEN | 0 | 0 | 1 | 0 | 0 |
| | | BALLARD | 9 | 11 | 10 | 14 | 0 |
| | | DAVISS | 0 | 1 | 0 | 0 | 0 |
| | | HART | 2 | 0 | 0 | 1 | 0 |
| | | METCALFE | 1 | 1 | 2 | 0 | 0 |
| | | MONROE | 0 | 2 | 0 | 0 | 0 |
| | | WARREN | 0 | 2 | 1 | 1 | 0 |
| | | Total | 12 | 17 | 14 | 16 | 0 |
| | Signature Healthcare of Hart County | ALLEN | 1 | 0 | 0 | 0 | 0 |
| | | BARREN | 2 | 2 | 6 | 6 | 0 |
| | | EDMONSON | 0 | 0 | 1 | 1 | 0 |
| | | GRAYSON | 0 | 0 | 1 | 0 | 0 |
| | | GREEN | 0 | 0 | 0 | 2 | 0 |
| | | HARDIN | 0 | 0 | 0 | 1 | 0 |
| | | HART | 5 | 11 | 13 | 26 | 0 |
| | | LARUE | 0 | 0 | 1 | 0 | 0 |
| | | METCALFE | 1 | 0 | 0 | 0 | 0 |
| | | SCOTT | 0 | 1 | 0 | 0 | 0 |
| | | WARREN | 0 | 2 | 2 | 1 | 0 |
| | | Total | 9 | 16 | 24 | 37 | 0 |

2017 ANNUAL KENTUCKY LONG TERM CARE UTILIZATION AND SERVICE REPORT

Table 30 - 2017 Kentucky Long Term Care Facility Patient Origin

| ADD | Facility Name | Patient County | Under 65 | 65-74 | 75-84 | Over 85 | Unknown |
|-----------------------------|----------------------------------------------------|--------------------|------------|------------|------------|------------|----------|
| | Signature HealthCare of Monroe County Rehab | BULLITT | 0 | 0 | 1 | 0 | 0 |
| | | IL | 0 | 0 | 0 | 1 | 0 |
| | | METCALFE | 0 | 1 | 0 | 1 | 0 |
| | | MONROE | 8 | 19 | 26 | 31 | 0 |
| | | PIKE | 0 | 0 | 1 | 0 | 0 |
| | | TN | 0 | 0 | 0 | 3 | 0 |
| | | Total | 8 | 20 | 28 | 36 | 0 |
| | T J Samson Community Hospital Skilled Nursing Unit | ADAIR | 0 | 0 | 0 | 1 | 0 |
| | | BARREN | 0 | 1 | 5 | 3 | 0 |
| | | METCALFE | 1 | 0 | 0 | 1 | 0 |
| | | Total | 1 | 1 | 5 | 5 | 0 |
| | The Haven At Massey Springs | WARREN | 0 | 0 | 0 | 0 | 0 |
| | | Total | 0 | 0 | 0 | 0 | 0 |
| | | ADD:4 Total | 232 | 361 | 480 | 598 | 0 |
| ADD: 5 LINCOLN TRAIL | | | | | | | |
| | Bardstown Health and Rehab | ADAIR | 1 | 0 | 0 | 0 | 0 |
| | | BULLITT | 1 | 0 | 0 | 1 | 0 |
| | | NELSON | 10 | 17 | 25 | 23 | 0 |
| | | WASHINGTON | 1 | 1 | 0 | 1 | 0 |
| | | Total | 13 | 18 | 25 | 25 | 0 |
| | Brandenburg Nursing and Rehabilitation | BRECKINRIDGE | 2 | 2 | 4 | 0 | 0 |
| | | CAMPBELL | 1 | 0 | 0 | 0 | 0 |
| | | HARDIN | 1 | 1 | 0 | 2 | 0 |
| | | HENDERSON | 0 | 0 | 1 | 0 | 0 |
| | | IN | 0 | 0 | 2 | 1 | 0 |
| | | JEFFERSON | 0 | 1 | 0 | 0 | 0 |
| | | MEADE | 5 | 7 | 10 | 10 | 0 |
| | | WARREN | 0 | 0 | 0 | 1 | 0 |
| | | Total | 9 | 11 | 17 | 14 | 0 |
| | Breckinridge Memorial Nursing Facility | BRECKINRIDGE | 0 | 0 | 3 | 14 | 0 |
| | | Total | 0 | 0 | 3 | 14 | 0 |
| | Cedars Of Lebanon Nursing Center | ADAIR | 0 | 1 | 0 | 0 | 0 |
| | | BOYLE | 0 | 0 | 1 | 0 | 0 |
| | | CASEY | 1 | 0 | 0 | 0 | 0 |
| | | CLARK | 1 | 0 | 0 | 0 | 0 |
| | | HARRISON | 0 | 0 | 1 | 0 | 0 |

2017 ANNUAL KENTUCKY LONG TERM CARE UTILIZATION AND SERVICE REPORT

Table 30 - 2017 Kentucky Long Term Care Facility Patient Origin

| ADD | Facility Name | Patient County | Under 65 | 65-74 | 75-84 | Over 85 | Unknown |
|-----|----------------------------------------|----------------|-----------|-----------|-----------|-----------|----------|
| | | LINCOLN | 0 | 0 | 1 | 0 | 0 |
| | | MADISON | 1 | 0 | 0 | 0 | 0 |
| | | MARION | 9 | 8 | 11 | 15 | 0 |
| | | METCALFE | 0 | 1 | 0 | 0 | 0 |
| | | TAYLOR | 2 | 1 | 1 | 2 | 0 |
| | | WASHINGTON | 2 | 1 | 1 | 0 | 0 |
| | | Total | 16 | 12 | 16 | 17 | 0 |
| | Elizabethtown Nursing and Rehab | ADAIR | 0 | 0 | 1 | 0 | 0 |
| | | BRECKINRIDGE | 1 | 0 | 1 | 0 | 0 |
| | | BULLITT | 0 | 1 | 0 | 0 | 0 |
| | | GRAYSON | 0 | 1 | 1 | 1 | 0 |
| | | HARDIN | 5 | 11 | 12 | 14 | 0 |
| | | LARUE | 0 | 0 | 1 | 0 | 0 |
| | | MEADE | 0 | 1 | 0 | 3 | 0 |
| | | Other | 0 | 1 | 0 | 0 | 0 |
| | | TAYLOR | 0 | 0 | 1 | 0 | 0 |
| | | WASHINGTON | 0 | 0 | 1 | 0 | 0 |
| | | Total | 6 | 15 | 18 | 18 | 0 |
| | Flaget Memorial Hospital NF | BULLITT | 0 | 0 | 1 | 0 | 0 |
| | | NELSON | 0 | 1 | 2 | 3 | 0 |
| | | Total | 0 | 1 | 3 | 3 | 0 |
| | Grayson Manor | BRECKINRIDGE | 0 | 1 | 0 | 0 | 0 |
| | | EDMONSON | 0 | 0 | 1 | 0 | 0 |
| | | GRAYSON | 2 | 10 | 33 | 17 | 0 |
| | | HARDIN | 0 | 0 | 1 | 0 | 0 |
| | | HART | 1 | 1 | 0 | 1 | 0 |
| | | NELSON | 0 | 1 | 0 | 0 | 0 |
| | | OHIO | 0 | 1 | 0 | 0 | 0 |
| | | Total | 3 | 14 | 35 | 18 | 0 |
| | Hardinsburg Nursing and Rehabilitation | BRECKINRIDGE | 6 | 11 | 20 | 12 | 0 |
| | | DAVISS | 2 | 0 | 0 | 1 | 0 |
| | | GRAYSON | 1 | 1 | 0 | 0 | 0 |
| | | HANCOCK | 0 | 0 | 2 | 0 | 0 |
| | | HARDIN | 1 | 0 | 0 | 0 | 0 |
| | | MEADE | 1 | 0 | 1 | 0 | 0 |
| | | Total | 11 | 12 | 23 | 13 | 0 |
| | Helmwood Healthcare Center | BRECKINRIDGE | 0 | 0 | 0 | 1 | 0 |
| | | GRAYSON | 0 | 0 | 1 | 0 | 0 |

2017 ANNUAL KENTUCKY LONG TERM CARE UTILIZATION AND SERVICE REPORT

Table 30 - 2017 Kentucky Long Term Care Facility Patient Origin

| ADD | Facility Name | Patient County | Under 65 | 65-74 | 75-84 | Over 85 | Unknown |
|-----|----------------------------------------------|----------------|-----------|----------|-----------|-----------|----------|
| | | HARDIN | 2 | 5 | 6 | 29 | 0 |
| | | JEFFERSON | 0 | 0 | 0 | 3 | 0 |
| | | LARUE | 0 | 0 | 0 | 3 | 0 |
| | | Total | 2 | 5 | 7 | 36 | 0 |
| | Kensington Center | BARREN | 1 | 0 | 0 | 0 | 0 |
| | | BRECKINRIDGE | 0 | 0 | 1 | 0 | 0 |
| | | BULLITT | 1 | 0 | 0 | 0 | 0 |
| | | GRAYSON | 0 | 1 | 0 | 0 | 0 |
| | | HARDIN | 11 | 5 | 14 | 24 | 0 |
| | | HART | 0 | 1 | 0 | 0 | 0 |
| | | JEFFERSON | 2 | 0 | 1 | 1 | 0 |
| | | LARUE | 2 | 0 | 3 | 0 | 0 |
| | | MEADE | 1 | 0 | 2 | 0 | 0 |
| | | NELSON | 1 | 0 | 2 | 0 | 0 |
| | | TAYLOR | 1 | 0 | 0 | 0 | 0 |
| | | WV | 0 | 1 | 0 | 0 | 0 |
| | | Total | 20 | 8 | 23 | 25 | 0 |
| | Loretto Motherhouse Infirmary | JEFFERSON | 0 | 1 | 0 | 2 | 0 |
| | | MARION | 0 | 3 | 8 | 14 | 0 |
| | | MO | 0 | 0 | 1 | 12 | 0 |
| | | NELSON | 0 | 1 | 1 | 5 | 0 |
| | | Other | 0 | 0 | 0 | 3 | 0 |
| | | TN | 0 | 0 | 0 | 1 | 0 |
| | | WASHINGTON | 0 | 0 | 0 | 1 | 0 |
| | | Total | 0 | 5 | 10 | 38 | 0 |
| | Nursing Facility of Hardin Memorial Hospital | GREEN | 0 | 0 | 1 | 0 | 0 |
| | | HARDIN | 1 | 1 | 4 | 3 | 0 |
| | | NELSON | 0 | 0 | 0 | 1 | 0 |
| | | Total | 1 | 1 | 5 | 4 | 0 |
| | Radcliff Veterans Center | BARREN | 0 | 0 | 0 | 2 | 0 |
| | | GRAYSON | 0 | 0 | 1 | 0 | 0 |
| | | HARDIN | 0 | 1 | 3 | 8 | 0 |
| | | HOPKINS | 0 | 0 | 0 | 1 | 0 |
| | | JEFFERSON | 0 | 0 | 1 | 5 | 0 |
| | | JESSAMINE | 0 | 0 | 0 | 2 | 0 |
| | | MARION | 0 | 0 | 0 | 1 | 0 |
| | | MEADE | 0 | 1 | 0 | 1 | 0 |

2017 ANNUAL KENTUCKY LONG TERM CARE UTILIZATION AND SERVICE REPORT

Table 30 - 2017 Kentucky Long Term Care Facility Patient Origin

| ADD | Facility Name | Patient County | Under 65 | 65-74 | 75-84 | Over 85 | Unknown |
|-----|--------------------------------------------|----------------|-----------|-----------|-----------|-----------|----------|
| | | NELSON | 0 | 0 | 0 | 1 | 0 |
| | | PERRY | 0 | 0 | 1 | 1 | 0 |
| | | Total | 0 | 2 | 6 | 22 | 0 |
| | Sansbury Care Center | ANDERSON | 0 | 0 | 0 | 1 | 0 |
| | | JEFFERSON | 0 | 0 | 1 | 3 | 0 |
| | | MARION | 0 | 0 | 0 | 2 | 0 |
| | | NELSON | 0 | 0 | 0 | 3 | 0 |
| | | Other | 0 | 1 | 2 | 1 | 0 |
| | | WASHINGTON | 0 | 1 | 8 | 23 | 0 |
| | | Total | 0 | 2 | 11 | 33 | 0 |
| | Signature Healthcare At Colonial Rehab | BULLITT | 0 | 3 | 1 | 0 | 0 |
| | | HARDIN | 2 | 0 | 0 | 0 | 0 |
| | | HENRY | 0 | 1 | 0 | 0 | 0 |
| | | JEFFERSON | 1 | 4 | 2 | 1 | 0 |
| | | MEADE | 2 | 0 | 0 | 0 | 0 |
| | | NELSON | 8 | 6 | 14 | 9 | 0 |
| | | WASHINGTON | 1 | 0 | 0 | 1 | 0 |
| | | Total | 14 | 14 | 17 | 11 | 0 |
| | Signature Healthcare at North Hardin Rehab | BRECKINRIDGE | 0 | 0 | 1 | 2 | 0 |
| | | BULLITT | 0 | 0 | 1 | 1 | 0 |
| | | GRAYSON | 1 | 0 | 0 | 0 | 0 |
| | | HARDIN | 9 | 14 | 29 | 35 | 0 |
| | | HART | 0 | 0 | 1 | 1 | 0 |
| | | HENDERSON | 0 | 0 | 0 | 1 | 0 |
| | | IL | 0 | 0 | 0 | 1 | 0 |
| | | JEFFERSON | 1 | 0 | 0 | 2 | 0 |
| | | LARUE | 1 | 0 | 1 | 0 | 0 |
| | | MARSHALL | 0 | 0 | 0 | 1 | 0 |
| | | MEADE | 2 | 1 | 3 | 6 | 0 |
| | | NELSON | 0 | 1 | 0 | 0 | 0 |
| | | Other | 0 | 0 | 1 | 0 | 0 |
| | | SPENCER | 0 | 0 | 1 | 0 | 0 |
| | | Total | 14 | 16 | 38 | 50 | 0 |
| | Signature Healthcare of Elizabethtown | ADAIR | 1 | 0 | 0 | 1 | 0 |
| | | BRECKINRIDGE | 1 | 0 | 1 | 0 | 0 |
| | | BULLITT | 0 | 0 | 2 | 0 | 0 |
| | | GRAYSON | 1 | 0 | 1 | 1 | 0 |
| | | HARDIN | 15 | 6 | 14 | 15 | 0 |
| | | HART | 1 | 0 | 0 | 1 | 0 |

2017 ANNUAL KENTUCKY LONG TERM CARE UTILIZATION AND SERVICE REPORT

Table 30 - 2017 Kentucky Long Term Care Facility Patient Origin

| ADD | Facility Name | Patient County | Under 65 | 65-74 | 75-84 | Over 85 | Unknown |
|-----|-----------------------------------------------|----------------|-----------|-----------|-----------|-----------|----------|
| | | JEFFERSON | 0 | 0 | 1 | 1 | 0 |
| | | LARUE | 0 | 1 | 3 | 2 | 0 |
| | | MARION | 1 | 0 | 0 | 0 | 0 |
| | | MEADE | 0 | 1 | 2 | 1 | 0 |
| | | NELSON | 0 | 0 | 0 | 2 | 0 |
| | | SPENCER | 1 | 0 | 0 | 0 | 0 |
| | | TAYLOR | 0 | 1 | 1 | 2 | 0 |
| | | Total | 21 | 9 | 25 | 26 | 0 |
| | Spring View Health and Rehab Center | | | | | | |
| | | BRECKINRIDGE | 0 | 0 | 0 | 1 | 0 |
| | | EDMONSON | 0 | 2 | 1 | 0 | 0 |
| | | GRAYSON | 7 | 6 | 26 | 13 | 0 |
| | | HARDIN | 0 | 1 | 0 | 0 | 0 |
| | | MEADE | 0 | 1 | 0 | 0 | 0 |
| | | Other | 1 | 0 | 0 | 0 | 0 |
| | | Total | 8 | 10 | 27 | 14 | 0 |
| | Springfield Nursing and Rehabilitation Center | | | | | | |
| | | ANDERSON | 0 | 1 | 0 | 1 | 0 |
| | | BOYLE | 3 | 0 | 0 | 1 | 0 |
| | | FAYETTE | 0 | 1 | 0 | 2 | 0 |
| | | HARDIN | 2 | 0 | 0 | 0 | 0 |
| | | JEFFERSON | 1 | 1 | 0 | 0 | 0 |
| | | JESSAMINE | 1 | 0 | 0 | 0 | 0 |
| | | MADISON | 1 | 0 | 0 | 0 | 0 |
| | | MARION | 1 | 4 | 5 | 4 | 0 |
| | | MERCER | 2 | 0 | 0 | 0 | 0 |
| | | NELSON | 2 | 0 | 1 | 0 | 0 |
| | | WASHINGTON | 2 | 5 | 9 | 3 | 0 |
| | | Total | 15 | 12 | 15 | 11 | 0 |
| | Sunrise Manor Nursing Home | | | | | | |
| | | BULLITT | 0 | 0 | 0 | 1 | 0 |
| | | HARDIN | 3 | 4 | 6 | 23 | 0 |
| | | HART | 0 | 1 | 2 | 3 | 0 |
| | | JEFFERSON | 0 | 0 | 1 | 0 | 0 |
| | | LARUE | 7 | 10 | 20 | 22 | 0 |
| | | MEADE | 1 | 0 | 0 | 1 | 0 |
| | | NELSON | 2 | 0 | 0 | 0 | 0 |
| | | PULASKI | 0 | 2 | 0 | 0 | 0 |
| | | SCOTT | 2 | 0 | 0 | 0 | 0 |
| | | TAYLOR | 2 | 1 | 3 | 5 | 0 |
| | | Total | 17 | 18 | 32 | 55 | 0 |
| | The Village of Lebanon II | | | | | | |
| | | BOYLE | 0 | 0 | 1 | 1 | 0 |

2017 ANNUAL KENTUCKY LONG TERM CARE UTILIZATION AND SERVICE REPORT

Table 30 - 2017 Kentucky Long Term Care Facility Patient Origin

| ADD | Facility Name | Patient County | Under 65 | 65-74 | 75-84 | Over 85 | Unknown |
|---------------------|---------------------------------------|--------------------|------------|------------|------------|------------|----------|
| | | MARION | 0 | 1 | 7 | 4 | 0 |
| | | TAYLOR | 0 | 0 | 1 | 0 | 0 |
| | | WASHINGTON | 0 | 0 | 1 | 5 | 0 |
| | | Total | 0 | 1 | 10 | 10 | 0 |
| | Village of Lebanon II | MARION | 1 | 1 | 3 | 10 | 0 |
| | | TAYLOR | 0 | 0 | 1 | 0 | 0 |
| | | Total | 1 | 1 | 4 | 10 | 0 |
| | | ADD:5 Total | 171 | 187 | 370 | 467 | 0 |
| ADD: 6 KIPDA | | | | | | | |
| | Baptist Health La Grange | CARROLL | 0 | 0 | 0 | 1 | 0 |
| | | HENRY | 0 | 1 | 2 | 1 | 0 |
| | | IN | 0 | 0 | 0 | 1 | 0 |
| | | JEFFERSON | 0 | 0 | 1 | 0 | 0 |
| | | OLDHAM | 1 | 2 | 0 | 4 | 0 |
| | | Other | 0 | 0 | 0 | 1 | 0 |
| | | Total | 1 | 3 | 3 | 8 | 0 |
| | Brownsboro Hills Nursing Home | JEFFERSON | 13 | 22 | 15 | 12 | 0 |
| | | Total | 13 | 22 | 15 | 12 | 0 |
| | Christian Health Center of Louisville | JEFFERSON | 20 | 27 | 24 | 4 | 0 |
| | | Total | 20 | 27 | 24 | 4 | 0 |
| | Christian Health Center West | JEFFERSON | 18 | 17 | 25 | 27 | 0 |
| | | Total | 18 | 17 | 25 | 27 | 0 |
| | Clifton Oaks Care Center | BULLITT | 0 | 1 | 0 | 0 | 0 |
| | | DAVISS | 1 | 0 | 0 | 0 | 0 |
| | | FAYETTE | 0 | 1 | 0 | 0 | 0 |
| | | GRAVES | 1 | 0 | 0 | 0 | 0 |
| | | JACKSON | 1 | 0 | 0 | 0 | 0 |
| | | JEFFERSON | 33 | 15 | 19 | 3 | 0 |
| | | Other | 0 | 0 | 1 | 0 | 0 |
| | | TAYLOR | 1 | 0 | 0 | 0 | 0 |
| | | WARREN | 1 | 0 | 0 | 0 | 0 |
| | | Total | 38 | 17 | 20 | 3 | 0 |
| | Crestview Center | FRANKLIN | 0 | 1 | 3 | 0 | 0 |
| | | HENRY | 1 | 0 | 3 | 3 | 0 |
| | | JEFFERSON | 0 | 2 | 0 | 0 | 0 |
| | | MEADE | 0 | 0 | 0 | 1 | 0 |

2017 ANNUAL KENTUCKY LONG TERM CARE UTILIZATION AND SERVICE REPORT

Table 30 - 2017 Kentucky Long Term Care Facility Patient Origin

| ADD | Facility Name | Patient County | Under 65 | 65-74 | 75-84 | Over 85 | Unknown |
|-----|-----------------------------------------|----------------|----------|-----------|-----------|-----------|----------|
| | | OH | 0 | 0 | 0 | 0 | 1 |
| | | OLDHAM | 0 | 0 | 1 | 0 | 0 |
| | | SHELBY | 2 | 4 | 10 | 23 | 0 |
| | | SPENCER | 0 | 0 | 1 | 0 | 0 |
| | | WASHINGTON | 0 | 0 | 0 | 1 | 0 |
| | | Total | 3 | 7 | 18 | 28 | 1 |
| | Diversicare of Seneca Place | BRECKINRIDGE | 0 | 0 | 1 | 0 | 0 |
| | | FAYETTE | 0 | 0 | 1 | 1 | 0 |
| | | HARDIN | 0 | 0 | 1 | 0 | 0 |
| | | IN | 0 | 0 | 1 | 0 | 0 |
| | | JEFFERSON | 6 | 12 | 11 | 41 | 0 |
| | | MUHLENBERG | 1 | 0 | 0 | 0 | 0 |
| | | NELSON | 0 | 0 | 0 | 1 | 0 |
| | | OLDHAM | 0 | 0 | 1 | 2 | 0 |
| | | Total | 7 | 12 | 16 | 45 | 0 |
| | Eastern Star Home in KY | BULLITT | 0 | 0 | 0 | 1 | 0 |
| | | HARLAN | 0 | 0 | 0 | 1 | 0 |
| | | IN | 0 | 0 | 1 | 0 | 0 |
| | | JEFFERSON | 0 | 1 | 5 | 9 | 0 |
| | | Total | 0 | 1 | 6 | 11 | 0 |
| | Episcopal Church Home | FAYETTE | 0 | 0 | 0 | 1 | 0 |
| | | JEFFERSON | 2 | 3 | 21 | 40 | 0 |
| | | Total | 2 | 3 | 21 | 41 | 0 |
| | Essex Nursing and Rehabilitation Center | ALLEN | 0 | 0 | 1 | 0 | 0 |
| | | ELLIOTT | 0 | 0 | 1 | 0 | 0 |
| | | FULTON | 0 | 0 | 0 | 1 | 0 |
| | | GRAYSON | 0 | 0 | 0 | 1 | 0 |
| | | JACKSON | 0 | 0 | 1 | 0 | 0 |
| | | JEFFERSON | 8 | 21 | 33 | 38 | 0 |
| | | LAWRENCE | 0 | 0 | 1 | 0 | 0 |
| | | MCCRACKEN | 1 | 0 | 0 | 0 | 0 |
| | | OHIO | 0 | 0 | 0 | 1 | 0 |
| | | Total | 9 | 21 | 37 | 41 | 0 |
| | Forest Springs Health Campus | BULLITT | 0 | 0 | 0 | 1 | 0 |
| | | FRANKLIN | 0 | 0 | 1 | 0 | 0 |
| | | HENRY | 0 | 0 | 1 | 0 | 0 |
| | | IN | 0 | 1 | 0 | 0 | 0 |
| | | JEFFERSON | 1 | 1 | 8 | 16 | 0 |

2017 ANNUAL KENTUCKY LONG TERM CARE UTILIZATION AND SERVICE REPORT

Table 30 - 2017 Kentucky Long Term Care Facility Patient Origin

| ADD | Facility Name | Patient County | Under 65 | 65-74 | 75-84 | Over 85 | Unknown |
|-----|-----------------------------------|----------------|-----------|-----------|-----------|-----------|----------|
| | | OLDHAM | 0 | 3 | 3 | 4 | 0 |
| | | Other | 0 | 1 | 0 | 2 | 0 |
| | | WASHINGTON | 0 | 0 | 0 | 1 | 0 |
| | | Total | 1 | 6 | 13 | 24 | 0 |
| | Franciscan Health Care Center | | | | | | |
| | | BOYLE | 0 | 0 | 0 | 1 | 0 |
| | | BULLITT | 0 | 0 | 1 | 1 | 0 |
| | | JEFFERSON | 2 | 11 | 21 | 43 | 0 |
| | | Total | 2 | 11 | 22 | 45 | 0 |
| | Friendship Manor Nursing Home | | | | | | |
| | | JEFFERSON | 4 | 8 | 46 | 8 | 0 |
| | | OLDHAM | 0 | 8 | 30 | 10 | 0 |
| | | SHELBY | 0 | 0 | 4 | 2 | 0 |
| | | Total | 4 | 16 | 80 | 20 | 0 |
| | Georgetown Manor | | | | | | |
| | | BATH | 0 | 0 | 0 | 1 | 0 |
| | | BULLITT | 0 | 1 | 0 | 1 | 0 |
| | | FAYETTE | 0 | 0 | 0 | 1 | 0 |
| | | GRAYSON | 0 | 0 | 0 | 1 | 0 |
| | | HARDIN | 0 | 1 | 0 | 0 | 0 |
| | | IN | 1 | 0 | 0 | 0 | 0 |
| | | JEFFERSON | 12 | 23 | 33 | 31 | 0 |
| | | OLDHAM | 1 | 0 | 0 | 0 | 0 |
| | | Total | 14 | 25 | 33 | 35 | 0 |
| | Glen Ridge Health Campus | | | | | | |
| | | IN | 0 | 0 | 0 | 1 | 0 |
| | | JEFFERSON | 3 | 9 | 24 | 25 | 0 |
| | | OLDHAM | 0 | 0 | 0 | 1 | 0 |
| | | Total | 3 | 9 | 24 | 27 | 0 |
| | Green Meadows Healthcare Center 1 | | | | | | |
| | | BULLITT | 4 | 9 | 14 | 19 | 0 |
| | | ESTILL | 0 | 0 | 0 | 1 | 0 |
| | | HARDIN | 0 | 0 | 0 | 1 | 0 |
| | | HARRISON | 0 | 0 | 1 | 0 | 0 |
| | | HENDERSON | 0 | 0 | 0 | 1 | 0 |
| | | IN | 0 | 1 | 0 | 1 | 0 |
| | | JEFFERSON | 1 | 6 | 6 | 13 | 0 |
| | | MARION | 0 | 0 | 1 | 0 | 0 |
| | | MEADE | 0 | 0 | 0 | 1 | 0 |
| | | NELSON | 1 | 0 | 1 | 0 | 0 |
| | | Other | 0 | 1 | 0 | 1 | 0 |

2017 ANNUAL KENTUCKY LONG TERM CARE UTILIZATION AND SERVICE REPORT

Table 30 - 2017 Kentucky Long Term Care Facility Patient Origin

| ADD | Facility Name | Patient County | Under 65 | 65-74 | 75-84 | Over 85 | Unknown |
|-----|----------------------------------------------------------|----------------|-----------|-----------|-----------|-----------|----------|
| | | SPENCER | 0 | 0 | 1 | 2 | 0 |
| | | TAYLOR | 1 | 0 | 0 | 0 | 0 |
| | | Total | 7 | 17 | 24 | 40 | 0 |
| | Highlands Nursing and Rehabilitation Center (Louisville) | ANDERSON | 1 | 0 | 0 | 0 | 0 |
| | | BULLITT | 2 | 0 | 1 | 1 | 0 |
| | | FAYETTE | 0 | 0 | 1 | 0 | 0 |
| | | GARRARD | 1 | 0 | 0 | 0 | 0 |
| | | GRAVES | 1 | 0 | 0 | 0 | 0 |
| | | HART | 0 | 1 | 0 | 0 | 0 |
| | | JEFFERSON | 39 | 44 | 29 | 15 | 0 |
| | | KENTON | 0 | 0 | 1 | 0 | 0 |
| | | NELSON | 0 | 0 | 1 | 0 | 0 |
| | | SHELBY | 1 | 0 | 0 | 0 | 0 |
| | | TAYLOR | 0 | 0 | 1 | 0 | 0 |
| | | Total | 45 | 45 | 34 | 16 | 0 |
| | Hillcreek Rehabilitation and Care | JEFFERSON | 47 | 34 | 38 | 30 | 0 |
| | | Total | 47 | 34 | 38 | 30 | 0 |
| | Home of the Innocents | BOONE | 1 | 0 | 0 | 0 | 0 |
| | | BRECKINRIDGE | 1 | 0 | 0 | 0 | 0 |
| | | CAMPBELL | 1 | 0 | 0 | 0 | 0 |
| | | CARTER | 1 | 0 | 0 | 0 | 0 |
| | | CHRISTIAN | 1 | 0 | 0 | 0 | 0 |
| | | FAYETTE | 2 | 0 | 0 | 0 | 0 |
| | | FLEMING | 2 | 0 | 0 | 0 | 0 |
| | | GRAYSON | 1 | 0 | 0 | 0 | 0 |
| | | GREENUP | 1 | 0 | 0 | 0 | 0 |
| | | HARDIN | 2 | 0 | 0 | 0 | 0 |
| | | HOPKINS | 2 | 0 | 0 | 0 | 0 |
| | | IL | 2 | 0 | 0 | 0 | 0 |
| | | JEFFERSON | 35 | 0 | 0 | 0 | 0 |
| | | KENTON | 1 | 0 | 0 | 0 | 0 |
| | | LAUREL | 2 | 0 | 0 | 0 | 0 |
| | | LEE | 1 | 0 | 0 | 0 | 0 |
| | | LETCHER | 1 | 0 | 0 | 0 | 0 |
| | | LOGAN | 1 | 0 | 0 | 0 | 0 |
| | | MADISON | 1 | 0 | 0 | 0 | 0 |
| | | MARION | 1 | 0 | 0 | 0 | 0 |
| | | MARSHALL | 1 | 0 | 0 | 0 | 0 |
| | | MONTGOMERY | 2 | 0 | 0 | 0 | 0 |
| | | NELSON | 1 | 0 | 0 | 0 | 0 |

2017 ANNUAL KENTUCKY LONG TERM CARE UTILIZATION AND SERVICE REPORT

Table 30 - 2017 Kentucky Long Term Care Facility Patient Origin

| ADD | Facility Name | Patient County | Under 65 | 65-74 | 75-84 | Over 85 | Unknown |
|-----|------------------------------------------------|----------------|-----------|-----------|-----------|-----------|----------|
| | | OLDHAM | 3 | 0 | 0 | 0 | 0 |
| | | PIKE | 1 | 0 | 0 | 0 | 0 |
| | | PULASKI | 2 | 0 | 0 | 0 | 0 |
| | | SCOTT | 1 | 0 | 0 | 0 | 0 |
| | | SHELBY | 2 | 0 | 0 | 0 | 0 |
| | | TAYLOR | 1 | 0 | 0 | 0 | 0 |
| | | WARREN | 1 | 0 | 0 | 0 | 0 |
| | | WEBSTER | 1 | 0 | 0 | 0 | 0 |
| | | Total | 76 | 0 | 0 | 0 | 0 |
| | Kindred Hospital - Louisville | BARREN | 0 | 1 | 0 | 0 | 0 |
| | | BULLITT | 1 | 0 | 0 | 0 | 0 |
| | | DAVISS | 1 | 0 | 0 | 0 | 0 |
| | | FRANKLIN | 1 | 0 | 0 | 0 | 0 |
| | | GRAVES | 1 | 0 | 0 | 0 | 0 |
| | | HARRISON | 0 | 1 | 0 | 0 | 0 |
| | | HENRY | 0 | 0 | 2 | 0 | 0 |
| | | IN | 1 | 1 | 0 | 0 | 0 |
| | | JEFFERSON | 23 | 4 | 3 | 0 | 0 |
| | | LETCHER | 1 | 0 | 0 | 0 | 0 |
| | | MASON | 1 | 0 | 0 | 0 | 0 |
| | | MONROE | 1 | 0 | 0 | 0 | 0 |
| | | PERRY | 0 | 1 | 0 | 0 | 0 |
| | | Total | 31 | 8 | 5 | 0 | 0 |
| | Klondike Center | FAYETTE | 0 | 0 | 1 | 0 | 0 |
| | | HARDIN | 0 | 1 | 0 | 0 | 0 |
| | | JEFFERSON | 14 | 15 | 16 | 7 | 0 |
| | | Total | 14 | 16 | 17 | 7 | 0 |
| | Landmark of Louisville Rehab and Nursing | BULLITT | 1 | 0 | 0 | 0 | 0 |
| | | FRANKLIN | 1 | 0 | 0 | 0 | 0 |
| | | IL | 1 | 0 | 0 | 0 | 0 |
| | | IN | 2 | 0 | 0 | 0 | 0 |
| | | JEFFERSON | 69 | 48 | 45 | 54 | 0 |
| | | NELSON | 0 | 1 | 0 | 0 | 0 |
| | | OLDHAM | 1 | 0 | 0 | 0 | 0 |
| | | Other | 0 | 0 | 0 | 1 | 0 |
| | | SCOTT | 0 | 1 | 0 | 0 | 0 |
| | | Total | 75 | 50 | 45 | 55 | 0 |
| | Little Sisters of the Poor - St. Joseph's Home | FAYETTE | 0 | 0 | 1 | 1 | 0 |
| | | HARDIN | 0 | 0 | 0 | 1 | 0 |

2017 ANNUAL KENTUCKY LONG TERM CARE UTILIZATION AND SERVICE REPORT

Table 30 - 2017 Kentucky Long Term Care Facility Patient Origin

| ADD | Facility Name | Patient County | Under 65 | 65-74 | 75-84 | Over 85 | Unknown |
|-----|---------------------------------|----------------|-----------|-----------|-----------|-----------|----------|
| | | IN | 0 | 0 | 0 | 3 | 0 |
| | | JEFFERSON | 0 | 1 | 5 | 14 | 0 |
| | | MASON | 0 | 0 | 0 | 1 | 0 |
| | | NELSON | 0 | 0 | 0 | 1 | 0 |
| | | Other | 0 | 0 | 0 | 6 | 0 |
| | | PULASKI | 0 | 0 | 0 | 1 | 0 |
| | | Total | 0 | 1 | 6 | 28 | 0 |
| | Louisville Protestant Altenheim | | | | | | |
| | | DAVIESS | 0 | 0 | 1 | 0 | 0 |
| | | JEFFERSON | 1 | 0 | 3 | 7 | 0 |
| | | OLDHAM | 0 | 0 | 0 | 1 | 0 |
| | | Other | 0 | 0 | 1 | 0 | 0 |
| | | Total | 1 | 0 | 5 | 8 | 0 |
| | Masonic Home of Louisville | | | | | | |
| | | BARREN | 0 | 0 | 1 | 0 | 0 |
| | | BOYLE | 0 | 0 | 0 | 1 | 0 |
| | | BULLITT | 0 | 0 | 2 | 0 | 0 |
| | | HARDIN | 0 | 0 | 0 | 1 | 0 |
| | | IN | 0 | 0 | 0 | 3 | 0 |
| | | JEFFERSON | 9 | 16 | 34 | 55 | 0 |
| | | OLDHAM | 0 | 1 | 4 | 1 | 0 |
| | | Other | 0 | 0 | 1 | 2 | 0 |
| | | SHELBY | 1 | 1 | 0 | 0 | 0 |
| | | Total | 10 | 18 | 42 | 63 | 0 |
| | Masonic Home of Shelbyville | | | | | | |
| | | ANDERSON | 1 | 1 | 0 | 4 | 0 |
| | | FAYETTE | 0 | 0 | 0 | 2 | 0 |
| | | FRANKLIN | 0 | 3 | 5 | 15 | 0 |
| | | HENRY | 0 | 0 | 1 | 0 | 0 |
| | | JEFFERSON | 0 | 3 | 3 | 12 | 0 |
| | | OLDHAM | 0 | 0 | 0 | 1 | 0 |
| | | SHELBY | 2 | 8 | 16 | 20 | 0 |
| | | TAYLOR | 0 | 0 | 1 | 0 | 0 |
| | | Total | 3 | 15 | 26 | 54 | 0 |
| | Nazareth Home | | | | | | |
| | | BULLITT | 0 | 2 | 0 | 2 | 0 |
| | | HENDERSON | 0 | 0 | 0 | 1 | 0 |
| | | JEFFERSON | 1 | 7 | 30 | 62 | 0 |
| | | NELSON | 0 | 0 | 1 | 7 | 0 |
| | | OLDHAM | 0 | 0 | 0 | 1 | 0 |
| | | SHELBY | 0 | 0 | 1 | 0 | 0 |
| | | Total | 1 | 9 | 32 | 73 | 0 |

2017 ANNUAL KENTUCKY LONG TERM CARE UTILIZATION AND SERVICE REPORT

Table 30 - 2017 Kentucky Long Term Care Facility Patient Origin

| ADD | Facility Name | Patient County | Under 65 | 65-74 | 75-84 | Over 85 | Unknown |
|-----|----------------------------|----------------|-----------|-----------|-----------|-----------|----------|
| | Nazareth Home Clifton | BULLITT | 0 | 1 | 1 | 1 | 0 |
| | | IN | 0 | 0 | 0 | 1 | 0 |
| | | JEFFERSON | 2 | 8 | 22 | 49 | 0 |
| | | MEADE | 0 | 0 | 2 | 0 | 0 |
| | | NELSON | 0 | 0 | 0 | 1 | 0 |
| | | OH | 0 | 0 | 0 | 1 | 0 |
| | | Other | 0 | 0 | 0 | 1 | 0 |
| | | Total | 2 | 9 | 25 | 54 | 0 |
| | Oaklawn Nursing and Rehab | BULLITT | 0 | 0 | 2 | 0 | 0 |
| | | FAYETTE | 0 | 2 | 0 | 0 | 0 |
| | | GRAYSON | 0 | 0 | 0 | 1 | 0 |
| | | IN | 0 | 0 | 1 | 0 | 0 |
| | | JEFFERSON | 8 | 12 | 22 | 41 | 0 |
| | | OLDHAM | 0 | 1 | 1 | 2 | 0 |
| | | Other | 0 | 0 | 0 | 1 | 0 |
| | | RUSSELL | 1 | 0 | 0 | 0 | 0 |
| | | SHELBY | 2 | 1 | 1 | 0 | 0 |
| | | SPENCER | 0 | 0 | 1 | 1 | 0 |
| | | WV | 0 | 0 | 0 | 1 | 0 |
| | | Total | 11 | 16 | 28 | 47 | 0 |
| | Park Terrace Health Campus | BULLITT | 0 | 0 | 0 | 2 | 0 |
| | | FRANKLIN | 0 | 0 | 1 | 0 | 0 |
| | | JEFFERSON | 3 | 15 | 25 | 29 | 0 |
| | | MEADE | 0 | 0 | 1 | 0 | 0 |
| | | Total | 3 | 15 | 27 | 31 | 0 |
| | Providence New Castle | ANDERSON | 1 | 0 | 0 | 0 | 0 |
| | | FAYETTE | 1 | 3 | 1 | 1 | 0 |
| | | FRANKLIN | 0 | 1 | 1 | 0 | 0 |
| | | HENRY | 3 | 4 | 7 | 18 | 0 |
| | | JEFFERSON | 0 | 0 | 0 | 3 | 0 |
| | | OLDHAM | 0 | 0 | 1 | 1 | 0 |
| | | Other | 0 | 1 | 2 | 0 | 0 |
| | | SHELBY | 0 | 3 | 3 | 0 | 0 |
| | | SPENCER | 0 | 1 | 0 | 0 | 0 |
| | | Total | 5 | 13 | 15 | 23 | 0 |
| | Providence Richwood | BOONE | 1 | 0 | 0 | 0 | 0 |
| | | CARROLL | 0 | 0 | 0 | 1 | 0 |
| | | FAYETTE | 2 | 0 | 2 | 0 | 0 |

2017 ANNUAL KENTUCKY LONG TERM CARE UTILIZATION AND SERVICE REPORT

Table 30 - 2017 Kentucky Long Term Care Facility Patient Origin

| ADD | Facility Name | Patient County | Under 65 | 65-74 | 75-84 | Over 85 | Unknown |
|-----------|-----------------------------------|----------------|-----------|-----------|-----------|-----------|----------|
| | | FRANKLIN | 0 | 0 | 0 | 1 | 0 |
| | | HARRISON | 0 | 0 | 0 | 1 | 0 |
| | | HENRY | 1 | 2 | 5 | 2 | 0 |
| | | IL | 0 | 0 | 0 | 2 | 0 |
| | | JEFFERSON | 7 | 5 | 14 | 5 | 0 |
| | | KNOX | 0 | 0 | 1 | 0 | 0 |
| | | LARUE | 0 | 2 | 0 | 0 | 0 |
| | | MADISON | 0 | 0 | 1 | 0 | 0 |
| | | OLDHAM | 3 | 7 | 14 | 18 | 0 |
| | | Other | 1 | 0 | 0 | 0 | 0 |
| | | PULASKI | 0 | 0 | 1 | 0 | 0 |
| | | SHELBY | 0 | 1 | 3 | 3 | 0 |
| | | TN | 0 | 1 | 0 | 0 | 0 |
| | | TRIMBLE | 0 | 1 | 0 | 1 | 0 |
| | | VA | 0 | 0 | 0 | 1 | 0 |
| | | Total | 15 | 19 | 41 | 35 | 0 |
| Provience | Louisville East Post Acute | | | | | | |
| | | BULLITT | 2 | 1 | 2 | 0 | 0 |
| | | CARROLL | 2 | 0 | 0 | 0 | 0 |
| | | FAYETTE | 1 | 0 | 0 | 0 | 0 |
| | | FRANKLIN | 1 | 0 | 0 | 0 | 0 |
| | | GREENUP | 1 | 0 | 0 | 0 | 0 |
| | | HARLAN | 1 | 0 | 0 | 0 | 0 |
| | | IN | 1 | 0 | 0 | 1 | 0 |
| | | JACKSON | 1 | 0 | 0 | 0 | 0 |
| | | JEFFERSON | 27 | 20 | 29 | 45 | 0 |
| | | KENTON | 2 | 0 | 0 | 0 | 0 |
| | | MADISON | 0 | 0 | 1 | 0 | 0 |
| | | MCCRACKEN | 1 | 0 | 0 | 0 | 0 |
| | | MEADE | 0 | 0 | 1 | 0 | 0 |
| | | NELSON | 1 | 0 | 0 | 0 | 0 |
| | | OH | 0 | 1 | 0 | 0 | 0 |
| | | OLDHAM | 1 | 0 | 0 | 0 | 0 |
| | | PIKE | 0 | 1 | 0 | 0 | 0 |
| | | SHELBY | 2 | 0 | 0 | 0 | 0 |
| | | TAYLOR | 1 | 0 | 0 | 0 | 0 |
| | | Total | 45 | 23 | 33 | 46 | 0 |
| Regency | Rehabilitation and Nursing Center | | | | | | |
| | | BULLITT | 0 | 1 | 1 | 1 | 0 |
| | | GRAYSON | 1 | 0 | 0 | 0 | 0 |
| | | JEFFERSON | 26 | 21 | 16 | 24 | 0 |
| | | JESSAMINE | 1 | 0 | 0 | 0 | 0 |
| | | MEADE | 0 | 0 | 1 | 0 | 0 |

2017 ANNUAL KENTUCKY LONG TERM CARE UTILIZATION AND SERVICE REPORT

Table 30 - 2017 Kentucky Long Term Care Facility Patient Origin

| ADD | Facility Name | Patient County | Under 65 | 65-74 | 75-84 | Over 85 | Unknown |
|-----|-----------------------------------------------|----------------|-----------|-----------|-----------|-----------|----------|
| | | WARREN | 1 | 0 | 0 | 0 | 0 |
| | | Total | 29 | 22 | 18 | 25 | 0 |
| | Regis Woods Care and Rehabilitation Center | | | | | | |
| | | JEFFERSON | 57 | 37 | 40 | 37 | 0 |
| | | Total | 57 | 37 | 40 | 37 | 0 |
| | Rivers Edge Nursing and Rehabilitation Center | | | | | | |
| | | ADAIR | 0 | 1 | 0 | 0 | 0 |
| | | BOONE | 1 | 0 | 0 | 0 | 0 |
| | | CARROLL | 0 | 1 | 0 | 0 | 0 |
| | | CLARK | 0 | 1 | 0 | 0 | 0 |
| | | FAYETTE | 0 | 1 | 0 | 0 | 0 |
| | | IN | 0 | 0 | 0 | 1 | 0 |
| | | JEFFERSON | 21 | 19 | 26 | 12 | 0 |
| | | MO | 0 | 0 | 0 | 1 | 0 |
| | | OLDHAM | 1 | 0 | 0 | 0 | 0 |
| | | Other | 0 | 0 | 0 | 1 | 0 |
| | | ROCKCASTLE | 0 | 0 | 1 | 0 | 0 |
| | | SHELBY | 0 | 1 | 0 | 0 | 0 |
| | | UNION | 0 | 0 | 0 | 1 | 0 |
| | | WV | 1 | 0 | 0 | 0 | 0 |
| | | Total | 24 | 24 | 27 | 16 | 0 |
| | Signature Health Care of East Louisville | | | | | | |
| | | ANDERSON | 1 | 0 | 0 | 0 | 0 |
| | | FRANKLIN | 2 | 0 | 0 | 0 | 0 |
| | | IN | 0 | 0 | 0 | 1 | 0 |
| | | JEFFERSON | 19 | 28 | 30 | 20 | 0 |
| | | OH | 1 | 0 | 0 | 0 | 0 |
| | | OLDHAM | 0 | 2 | 3 | 0 | 0 |
| | | SHELBY | 1 | 2 | 0 | 0 | 0 |
| | | SPENCER | 0 | 1 | 1 | 0 | 0 |
| | | WOODFORD | 0 | 0 | 0 | 1 | 0 |
| | | Total | 24 | 33 | 34 | 22 | 0 |
| | Signature Health Care of South Louisville | | | | | | |
| | | BRECKINRIDGE | 0 | 1 | 0 | 0 | 0 |
| | | BULLITT | 0 | 1 | 2 | 1 | 0 |
| | | IN | 0 | 1 | 0 | 0 | 0 |
| | | JEFFERSON | 12 | 20 | 22 | 21 | 0 |
| | | WARREN | 2 | 0 | 0 | 0 | 0 |
| | | Total | 14 | 23 | 24 | 22 | 0 |
| | Signature Health Care of Spencer County | | | | | | |
| | | ANDERSON | 0 | 0 | 0 | 1 | 0 |
| | | BULLITT | 0 | 0 | 5 | 2 | 0 |
| | | CLARK | 0 | 1 | 1 | 0 | 0 |

2017 ANNUAL KENTUCKY LONG TERM CARE UTILIZATION AND SERVICE REPORT

Table 30 - 2017 Kentucky Long Term Care Facility Patient Origin

| ADD | Facility Name | Patient County | Under 65 | 65-74 | 75-84 | Over 85 | Unknown |
|-----|-----------------------------------------------|----------------|-----------|-----------|-----------|-----------|----------|
| | | FAYETTE | 0 | 0 | 1 | 0 | 0 |
| | | FRANKLIN | 0 | 1 | 0 | 2 | 0 |
| | | HENRY | 0 | 0 | 0 | 1 | 0 |
| | | IL | 1 | 0 | 0 | 0 | 0 |
| | | JEFFERSON | 2 | 4 | 6 | 4 | 0 |
| | | LINCOLN | 0 | 0 | 1 | 0 | 0 |
| | | MEADE | 0 | 1 | 0 | 0 | 0 |
| | | NELSON | 1 | 0 | 1 | 2 | 0 |
| | | PERRY | 1 | 0 | 0 | 1 | 0 |
| | | SHELBY | 2 | 0 | 9 | 10 | 0 |
| | | SPENCER | 5 | 4 | 9 | 15 | 0 |
| | | TN | 0 | 1 | 0 | 0 | 0 |
| | | WV | 0 | 0 | 1 | 0 | 0 |
| | | Total | 12 | 12 | 34 | 38 | 0 |
| | Signature Health Care of Trimble County | | | | | | |
| | | BOURBON | 1 | 0 | 0 | 0 | 0 |
| | | CAMPBELL | 1 | 0 | 0 | 0 | 0 |
| | | CARROLL | 2 | 3 | 2 | 1 | 0 |
| | | FAYETTE | 0 | 1 | 0 | 0 | 0 |
| | | HENRY | 0 | 1 | 3 | 2 | 0 |
| | | IN | 0 | 0 | 0 | 1 | 0 |
| | | JEFFERSON | 1 | 4 | 0 | 2 | 0 |
| | | KENTON | 0 | 0 | 0 | 1 | 0 |
| | | LINCOLN | 0 | 0 | 1 | 0 | 0 |
| | | OLDHAM | 1 | 0 | 2 | 0 | 0 |
| | | SHELBY | 0 | 1 | 2 | 0 | 0 |
| | | TRIMBLE | 3 | 3 | 7 | 9 | 0 |
| | | Total | 9 | 13 | 17 | 16 | 0 |
| | Signature Healthcare At Jefferson Manor Rehab | | | | | | |
| | | BOONE | 0 | 1 | 0 | 0 | 0 |
| | | FAYETTE | 1 | 0 | 0 | 0 | 0 |
| | | IN | 0 | 0 | 0 | 1 | 0 |
| | | JEFFERSON | 6 | 9 | 16 | 28 | 0 |
| | | OH | 0 | 0 | 0 | 1 | 0 |
| | | OLDHAM | 0 | 0 | 0 | 1 | 0 |
| | | ROCKCASTLE | 1 | 0 | 0 | 0 | 0 |
| | | SHELBY | 1 | 0 | 1 | 0 | 0 |
| | | SPENCER | 0 | 0 | 0 | 1 | 0 |
| | | Total | 9 | 10 | 17 | 32 | 0 |
| | Signature Healthcare at Jefferson Place Rehab | | | | | | |
| | | BULLITT | 0 | 0 | 0 | 1 | 0 |
| | | FRANKLIN | 0 | 1 | 0 | 0 | 0 |
| | | HENRY | 0 | 0 | 0 | 2 | 0 |

2017 ANNUAL KENTUCKY LONG TERM CARE UTILIZATION AND SERVICE REPORT

Table 30 - 2017 Kentucky Long Term Care Facility Patient Origin

| ADD | Facility Name | Patient County | Under 65 | 65-74 | 75-84 | Over 85 | Unknown |
|-----|----------------------------------------------------|----------------|-----------|-----------|-----------|-----------|-----------|
| | | JEFFERSON | 1 | 5 | 17 | 30 | 0 |
| | | OLDHAM | 0 | 1 | 2 | 1 | 0 |
| | | Total | 1 | 7 | 19 | 34 | 0 |
| | Signature Healthcare At Rockford Rehab | | | | | | |
| | | BULLITT | 0 | 0 | 1 | 3 | 0 |
| | | FRANKLIN | 0 | 0 | 0 | 1 | 0 |
| | | IN | 1 | 0 | 0 | 1 | 0 |
| | | JEFFERSON | 15 | 25 | 20 | 18 | 0 |
| | | Other | 2 | 1 | 0 | 1 | 0 |
| | | Total | 18 | 26 | 21 | 24 | 0 |
| | Signature Healthcare at St's Mary & Elizabeth Hosp | | | | | | |
| | | JEFFERSON | 0 | 4 | 5 | 0 | 0 |
| | | Total | 0 | 4 | 5 | 0 | 0 |
| | Signature Healthcare At Summerfield Rehab | | | | | | |
| | | ADAIR | 0 | 0 | 0 | 1 | 0 |
| | | BULLITT | 0 | 1 | 0 | 0 | 0 |
| | | HART | 1 | 0 | 0 | 0 | 0 |
| | | JEFFERSON | 21 | 26 | 27 | 36 | 0 |
| | | Total | 22 | 27 | 27 | 37 | 0 |
| | Signature Healthcare of Cherokee Park | | | | | | |
| | | JEFFERSON | 6 | 12 | 15 | 16 | 0 |
| | | LARUE | 0 | 1 | 0 | 0 | 0 |
| | | Other | 0 | 0 | 2 | 6 | 0 |
| | | SHELBY | 0 | 0 | 1 | 0 | 0 |
| | | TAYLOR | 0 | 0 | 0 | 1 | 0 |
| | | Total | 6 | 13 | 18 | 23 | 0 |
| | Springhurst Health and Rehab | | | | | | |
| | | BULLITT | 1 | 1 | 0 | 0 | 0 |
| | | JEFFERSON | 6 | 10 | 17 | 30 | 0 |
| | | OLDHAM | 1 | 1 | 0 | 0 | 0 |
| | | Other | 0 | 4 | 7 | 5 | 0 |
| | | Total | 8 | 16 | 24 | 35 | 0 |
| | St Matthews Care Center | | | | | | |
| | | JEFFERSON | 0 | 10 | 20 | 46 | 35 |
| | | Total | 0 | 10 | 20 | 46 | 35 |
| | The Forum at Brookside | | | | | | |
| | | IN | 0 | 0 | 1 | 0 | 0 |
| | | JEFFERSON | 0 | 1 | 6 | 24 | 0 |
| | | Total | 0 | 1 | 7 | 24 | 0 |
| | The Good Samaritan Society-Jeffersontown | | | | | | |
| | | BOURBON | 0 | 0 | 0 | 1 | 0 |
| | | BOYLE | 0 | 0 | 0 | 1 | 0 |
| | | BRECKINRIDGE | 0 | 0 | 0 | 1 | 0 |

2017 ANNUAL KENTUCKY LONG TERM CARE UTILIZATION AND SERVICE REPORT

Table 30 - 2017 Kentucky Long Term Care Facility Patient Origin

| ADD | Facility Name | Patient County | Under 65 | 65-74 | 75-84 | Over 85 | Unknown |
|-----|------------------------------|----------------|-----------|-----------|-----------|-----------|----------|
| | | BULLITT | 0 | 1 | 3 | 1 | 0 |
| | | HARDIN | 0 | 0 | 0 | 1 | 0 |
| | | HENRY | 0 | 0 | 0 | 1 | 0 |
| | | HOPKINS | 0 | 0 | 0 | 1 | 0 |
| | | JEFFERSON | 3 | 6 | 16 | 33 | 0 |
| | | Other | 0 | 0 | 1 | 3 | 0 |
| | | SHELBY | 1 | 0 | 0 | 0 | 0 |
| | | Total | 4 | 7 | 20 | 43 | 0 |
| | Treyton Oaks Towers | | | | | | |
| | | JEFFERSON | 1 | 3 | 5 | 32 | 0 |
| | | Total | 1 | 3 | 5 | 32 | 0 |
| | Wesley Manor | | | | | | |
| | | BULLITT | 0 | 1 | 3 | 2 | 0 |
| | | FAYETTE | 0 | 0 | 1 | 0 | 0 |
| | | IN | 1 | 0 | 1 | 0 | 0 |
| | | JEFFERSON | 1 | 1 | 19 | 27 | 1 |
| | | NELSON | 0 | 0 | 0 | 1 | 0 |
| | | OLDHAM | 0 | 1 | 0 | 0 | 0 |
| | | PIKE | 0 | 1 | 0 | 0 | 0 |
| | | Total | 2 | 4 | 24 | 30 | 1 |
| | Westminster Terrace | | | | | | |
| | | JEFFERSON | 9 | 14 | 23 | 50 | 0 |
| | | Total | 9 | 14 | 23 | 50 | 0 |
| | Westport Care Center | | | | | | |
| | | BULLITT | 1 | 1 | 3 | 0 | 0 |
| | | FAYETTE | 0 | 0 | 1 | 0 | 0 |
| | | FRANKLIN | 1 | 0 | 0 | 0 | 0 |
| | | HARDIN | 0 | 0 | 1 | 2 | 0 |
| | | HENRY | 0 | 0 | 1 | 0 | 0 |
| | | IL | 0 | 0 | 1 | 0 | 0 |
| | | IN | 0 | 0 | 0 | 1 | 0 |
| | | JEFFERSON | 19 | 19 | 33 | 20 | 0 |
| | | LAUREL | 1 | 0 | 0 | 0 | 0 |
| | | MO | 0 | 1 | 0 | 0 | 0 |
| | | OLDHAM | 1 | 0 | 0 | 1 | 0 |
| | | PULASKI | 1 | 0 | 0 | 1 | 0 |
| | | SHELBY | 0 | 0 | 1 | 0 | 0 |
| | | SPENCER | 0 | 0 | 1 | 0 | 0 |
| | | Total | 24 | 21 | 42 | 25 | 0 |
| | Westport Place Health Campus | | | | | | |
| | | IN | 0 | 0 | 0 | 1 | 0 |
| | | JEFFERSON | 2 | 4 | 9 | 31 | 0 |
| | | LAUREL | 0 | 0 | 0 | 1 | 0 |

2017 ANNUAL KENTUCKY LONG TERM CARE UTILIZATION AND SERVICE REPORT

Table 30 - 2017 Kentucky Long Term Care Facility Patient Origin

| ADD | Facility Name | Patient County | Under 65 | 65-74 | 75-84 | Over 85 | Unknown |
|---------------------------|--------------------------------------------|--------------------|------------|------------|--------------|--------------|-----------|
| | | NELSON | 0 | 0 | 1 | 0 | 0 |
| | | OLDHAM | 1 | 0 | 0 | 0 | 0 |
| | | Total | 3 | 4 | 10 | 33 | 0 |
| | | ADD:6 Total | 802 | 836 | 1,276 | 1,625 | 37 |
| ADD: 7 NORTHERN KY | | | | | | | |
| | Baptist Convalescent Center | BOONE | 1 | 1 | 0 | 0 | 0 |
| | | CAMPBELL | 1 | 1 | 9 | 31 | 0 |
| | | FRANKLIN | 1 | 0 | 0 | 0 | 0 |
| | | HARRISON | 0 | 0 | 1 | 1 | 0 |
| | | IN | 0 | 0 | 0 | 1 | 0 |
| | | KENTON | 1 | 3 | 4 | 11 | 0 |
| | | LEWIS | 1 | 0 | 0 | 0 | 0 |
| | | OH | 0 | 0 | 0 | 2 | 0 |
| | | PENDLETON | 1 | 0 | 1 | 1 | 0 |
| | | Total | 6 | 5 | 15 | 47 | 0 |
| | Bridgepoint Care and Rehabilitation Center | BOONE | 10 | 20 | 7 | 10 | 0 |
| | | CAMPBELL | 6 | 20 | 10 | 10 | 0 |
| | | GRANT | 0 | 3 | 2 | 0 | 0 |
| | | KENTON | 5 | 10 | 10 | 4 | 0 |
| | | OH | 1 | 0 | 0 | 0 | 0 |
| | | PENDLETON | 0 | 2 | 0 | 0 | 0 |
| | | PIKE | 0 | 1 | 0 | 0 | 0 |
| | | Total | 22 | 56 | 29 | 24 | 0 |
| | Carmel Manor | BOONE | 0 | 0 | 1 | 3 | 0 |
| | | CAMPBELL | 0 | 2 | 14 | 30 | 0 |
| | | CARROLL | 0 | 0 | 1 | 0 | 0 |
| | | IN | 0 | 0 | 0 | 2 | 0 |
| | | KENTON | 0 | 0 | 8 | 22 | 0 |
| | | OH | 0 | 0 | 4 | 0 | 0 |
| | | PENDLETON | 0 | 0 | 0 | 1 | 0 |
| | | TN | 0 | 0 | 0 | 1 | 0 |
| | | Total | 0 | 2 | 28 | 59 | 0 |
| | Coldspring Transitional Care Center | BOONE | 2 | 4 | 8 | 3 | 0 |
| | | BRACKEN | 0 | 2 | 2 | 0 | 0 |
| | | CAMPBELL | 7 | 17 | 15 | 20 | 0 |
| | | GRANT | 0 | 1 | 1 | 0 | 0 |
| | | IN | 0 | 1 | 1 | 0 | 0 |
| | | KENTON | 4 | 8 | 11 | 10 | 0 |
| | | MASON | 1 | 1 | 0 | 0 | 0 |

2017 ANNUAL KENTUCKY LONG TERM CARE UTILIZATION AND SERVICE REPORT

Table 30 - 2017 Kentucky Long Term Care Facility Patient Origin

| ADD | Facility Name | Patient County | Under 65 | 65-74 | 75-84 | Over 85 | Unknown |
|-----|-----------------------------|----------------|-----------|-----------|-----------|-----------|-----------|
| | | OH | 0 | 1 | 1 | 0 | 0 |
| | | Other | 0 | 0 | 1 | 0 | 0 |
| | | PENDLETON | 4 | 0 | 3 | 1 | 0 |
| | | Total | 18 | 35 | 43 | 34 | 0 |
| | Emerald Trace | BOONE | 0 | 2 | 5 | 3 | 0 |
| | | CAMPBELL | 0 | 0 | 2 | 0 | 0 |
| | | GRANT | 0 | 0 | 1 | 0 | 0 |
| | | JEFFERSON | 0 | 0 | 1 | 0 | 0 |
| | | KENTON | 0 | 5 | 15 | 8 | 0 |
| | | Other | 0 | 0 | 3 | 4 | 0 |
| | | OWEN | 0 | 0 | 1 | 0 | 0 |
| | | Total | 0 | 7 | 28 | 15 | 0 |
| | Florence Park Care Center | BOONE | 5 | 29 | 53 | 53 | 0 |
| | | Total | 5 | 29 | 53 | 53 | 0 |
| | Grant Center | BOONE | 0 | 0 | 0 | 0 | 6 |
| | | CAMPBELL | 0 | 0 | 0 | 0 | 1 |
| | | CARTER | 0 | 0 | 0 | 0 | 1 |
| | | FAYETTE | 0 | 0 | 0 | 0 | 2 |
| | | GRANT | 0 | 0 | 0 | 0 | 56 |
| | | HARRISON | 0 | 0 | 0 | 0 | 4 |
| | | JEFFERSON | 0 | 0 | 0 | 0 | 1 |
| | | JOHNSON | 0 | 0 | 0 | 0 | 1 |
| | | KENTON | 0 | 0 | 0 | 0 | 14 |
| | | MADISON | 0 | 0 | 0 | 0 | 1 |
| | | MONTGOMERY | 0 | 0 | 0 | 0 | 1 |
| | | OWEN | 0 | 0 | 0 | 0 | 1 |
| | | PERRY | 0 | 0 | 0 | 0 | 1 |
| | | TRIGG | 0 | 0 | 0 | 0 | 1 |
| | | WAYNE | 0 | 0 | 0 | 0 | 1 |
| | | WEBSTER | 0 | 0 | 0 | 0 | 1 |
| | | WOODFORD | 0 | 0 | 0 | 0 | 1 |
| | | Total | 0 | 0 | 0 | 0 | 94 |
| | Highlandspring of Ft Thomas | BOONE | 0 | 1 | 4 | 4 | 0 |
| | | BRACKEN | 0 | 0 | 0 | 1 | 0 |
| | | CAMPBELL | 2 | 14 | 23 | 41 | 0 |
| | | KENTON | 2 | 7 | 12 | 11 | 0 |
| | | Other | 0 | 1 | 3 | 4 | 0 |
| | | PENDLETON | 0 | 0 | 2 | 0 | 0 |
| | | Total | 4 | 23 | 44 | 61 | 0 |

2017 ANNUAL KENTUCKY LONG TERM CARE UTILIZATION AND SERVICE REPORT

Table 30 - 2017 Kentucky Long Term Care Facility Patient Origin

| ADD | Facility Name | Patient County | Under 65 | 65-74 | 75-84 | Over 85 | Unknown |
|-----|---------------------------|----------------|----------|-----------|-----------|-----------|----------|
| | Madonna Manor | KENTON | 1 | 8 | 17 | 24 | 0 |
| | | Total | 1 | 8 | 17 | 24 | 0 |
| | Owenton Center | BOONE | 1 | 4 | 2 | 0 | 0 |
| | | BOURBON | 0 | 5 | 0 | 1 | 0 |
| | | CAMPBELL | 0 | 3 | 1 | 0 | 0 |
| | | CARROLL | 0 | 2 | 9 | 1 | 0 |
| | | FRANKLIN | 0 | 1 | 3 | 1 | 0 |
| | | GALLATIN | 0 | 2 | 4 | 3 | 0 |
| | | GRANT | 0 | 6 | 1 | 5 | 0 |
| | | KENTON | 0 | 6 | 3 | 1 | 0 |
| | | OWEN | 0 | 3 | 10 | 9 | 0 |
| | | SHELBY | 0 | 2 | 1 | 1 | 0 |
| | | Total | 1 | 34 | 34 | 22 | 0 |
| | Providence Gallatin | BATH | 0 | 1 | 0 | 0 | 0 |
| | | BOONE | 2 | 3 | 3 | 3 | 0 |
| | | CALLOWAY | 0 | 0 | 0 | 1 | 0 |
| | | CAMPBELL | 0 | 2 | 0 | 3 | 0 |
| | | CARROLL | 0 | 2 | 4 | 2 | 0 |
| | | EDMONSON | 0 | 1 | 0 | 0 | 0 |
| | | FAYETTE | 0 | 0 | 0 | 4 | 0 |
| | | FRANKLIN | 0 | 0 | 1 | 0 | 0 |
| | | GALLATIN | 2 | 4 | 14 | 13 | 0 |
| | | GRANT | 1 | 0 | 3 | 6 | 0 |
| | | HOPKINS | 0 | 0 | 1 | 0 | 0 |
| | | KENTON | 1 | 2 | 1 | 4 | 0 |
| | | MADISON | 0 | 0 | 0 | 1 | 0 |
| | | Other | 0 | 0 | 2 | 0 | 0 |
| | | OWEN | 0 | 0 | 2 | 8 | 0 |
| | | PENDLETON | 0 | 0 | 1 | 0 | 0 |
| | | RUSSELL | 0 | 0 | 1 | 0 | 0 |
| | | TRIMBLE | 0 | 1 | 0 | 0 | 0 |
| | | Total | 6 | 16 | 33 | 45 | 0 |
| | River Valley Nursing Home | BOONE | 0 | 0 | 1 | 1 | 0 |
| | | BRACKEN | 0 | 0 | 2 | 0 | 0 |
| | | CAMPBELL | 0 | 0 | 7 | 10 | 0 |
| | | FAYETTE | 0 | 0 | 1 | 0 | 0 |
| | | GRANT | 0 | 1 | 0 | 0 | 0 |
| | | HARRISON | 0 | 0 | 2 | 0 | 0 |
| | | KENTON | 2 | 0 | 0 | 1 | 0 |

2017 ANNUAL KENTUCKY LONG TERM CARE UTILIZATION AND SERVICE REPORT

Table 30 - 2017 Kentucky Long Term Care Facility Patient Origin

| ADD | Facility Name | Patient County | Under 65 | 65-74 | 75-84 | Over 85 | Unknown |
|-----|------------------------------------------|----------------|-----------|-----------|-----------|-----------|----------|
| | | MASON | 1 | 0 | 0 | 0 | 0 |
| | | MCCREARY | 0 | 0 | 1 | 0 | 0 |
| | | OH | 0 | 1 | 0 | 0 | 0 |
| | | OWEN | 0 | 1 | 0 | 0 | 0 |
| | | PENDLETON | 2 | 0 | 9 | 15 | 0 |
| | | Total | 5 | 3 | 23 | 27 | 0 |
| | Rosedale Green | BOONE | 1 | 1 | 8 | 0 | 0 |
| | | CAMPBELL | 0 | 2 | 1 | 3 | 0 |
| | | GRANT | 1 | 0 | 0 | 0 | 0 |
| | | HARRISON | 1 | 0 | 0 | 11 | 0 |
| | | KENTON | 4 | 16 | 31 | 63 | 0 |
| | | OH | 0 | 0 | 0 | 2 | 0 |
| | | Other | 0 | 0 | 3 | 5 | 0 |
| | | Total | 7 | 19 | 43 | 84 | 0 |
| | Signature Healthcare of Carrollton Rehab | BOONE | 0 | 0 | 1 | 0 | 0 |
| | | CARROLL | 11 | 9 | 14 | 20 | 0 |
| | | GALLATIN | 0 | 2 | 1 | 0 | 0 |
| | | HENRY | 0 | 0 | 2 | 0 | 0 |
| | | IN | 0 | 0 | 1 | 0 | 0 |
| | | KENTON | 2 | 1 | 1 | 1 | 0 |
| | | OWEN | 1 | 0 | 0 | 0 | 0 |
| | | TRIMBLE | 2 | 0 | 0 | 0 | 0 |
| | | Total | 16 | 12 | 20 | 21 | 0 |
| | St Elizabeth Florence SNF | BOONE | 0 | 2 | 4 | 5 | 0 |
| | | KENTON | 0 | 1 | 1 | 0 | 0 |
| | | Total | 0 | 3 | 5 | 5 | 0 |
| | St Elizabeth FT Thomas SNF | BRACKEN | 0 | 0 | 1 | 0 | 0 |
| | | CAMPBELL | 1 | 4 | 1 | 5 | 0 |
| | | KENTON | 1 | 2 | 0 | 1 | 0 |
| | | Total | 2 | 6 | 2 | 6 | 0 |
| | The Front Gate | PENDLETON | 0 | 0 | 0 | 0 | 0 |
| | | Total | 0 | 0 | 0 | 0 | 0 |
| | The Pavilion at Kenton | BOONE | 3 | 3 | 1 | 1 | 0 |
| | | CAMPBELL | 4 | 1 | 5 | 4 | 0 |
| | | FAYETTE | 0 | 0 | 0 | 1 | 0 |
| | | FLEMING | 1 | 0 | 0 | 0 | 0 |
| | | JEFFERSON | 1 | 0 | 0 | 0 | 0 |

2017 ANNUAL KENTUCKY LONG TERM CARE UTILIZATION AND SERVICE REPORT

Table 30 - 2017 Kentucky Long Term Care Facility Patient Origin

| ADD | Facility Name | Patient County | Under 65 | 65-74 | 75-84 | Over 85 | Unknown |
|-----|--------------------------------------------------|--------------------|------------|------------|------------|------------|-----------|
| | | KENTON | 17 | 11 | 7 | 11 | 0 |
| | | OH | 0 | 2 | 0 | 0 | 0 |
| | | PENDLETON | 0 | 0 | 0 | 1 | 0 |
| | | Total | 26 | 17 | 13 | 18 | 0 |
| | Village Care Center | BOONE | 0 | 0 | 4 | 9 | 0 |
| | | CAMPBELL | 1 | 3 | 0 | 6 | 0 |
| | | GRANT | 0 | 0 | 2 | 0 | 0 |
| | | KENTON | 4 | 7 | 19 | 39 | 0 |
| | | PENDLETON | 0 | 0 | 1 | 0 | 0 |
| | | Total | 5 | 10 | 26 | 54 | 0 |
| | Villaspring of Erlanger | BOONE | 2 | 10 | 23 | 21 | 0 |
| | | CAMPBELL | 0 | 4 | 6 | 1 | 0 |
| | | GALLATIN | 0 | 1 | 0 | 0 | 0 |
| | | GRANT | 0 | 1 | 2 | 1 | 0 |
| | | KENTON | 5 | 16 | 15 | 21 | 0 |
| | | OH | 0 | 0 | 2 | 1 | 0 |
| | | PENDLETON | 0 | 0 | 0 | 1 | 0 |
| | | Total | 7 | 32 | 48 | 46 | 0 |
| | Woodcrest Nursing and Rehabilitation Center | BOONE | 5 | 12 | 17 | 11 | 0 |
| | | CAMPBELL | 7 | 6 | 5 | 9 | 0 |
| | | CRITTENDEN | 0 | 1 | 0 | 0 | 0 |
| | | FAYETTE | 0 | 1 | 0 | 0 | 0 |
| | | GALLATIN | 0 | 0 | 0 | 1 | 0 |
| | | GRANT | 0 | 1 | 3 | 2 | 0 |
| | | IN | 1 | 0 | 0 | 0 | 0 |
| | | KENTON | 14 | 24 | 23 | 17 | 0 |
| | | OWEN | 2 | 0 | 0 | 0 | 0 |
| | | PENDLETON | 1 | 0 | 0 | 0 | 0 |
| | | SPENCER | 0 | 1 | 1 | 0 | 0 |
| | | Total | 30 | 46 | 49 | 40 | 0 |
| | | ADD:7 Total | 161 | 363 | 553 | 685 | 94 |
| | ADD: 8 BUFFALO TRACE | | | | | | |
| | Bracken County Nursing and Rehabilitation Center | BRACKEN | 4 | 5 | 7 | 6 | 0 |
| | | HARRISON | 0 | 1 | 0 | 0 | 0 |
| | | KENTON | 0 | 1 | 1 | 0 | 0 |
| | | MASON | 2 | 0 | 1 | 1 | 0 |
| | | Other | 1 | 0 | 0 | 0 | 0 |
| | | Total | 7 | 7 | 9 | 7 | 0 |

2017 ANNUAL KENTUCKY LONG TERM CARE UTILIZATION AND SERVICE REPORT

Table 30 - 2017 Kentucky Long Term Care Facility Patient Origin

| ADD | Facility Name | Patient County | Under 65 | 65-74 | 75-84 | Over 85 | Unknown |
|-----|-----------------------------------------------|----------------|-----------|-----------|-----------|-----------|----------|
| | Maysville Nursing and Rehabilitation Facility | BOURBON | 0 | 0 | 1 | 0 | 0 |
| | | BOYLE | 0 | 1 | 0 | 0 | 0 |
| | | BRACKEN | 1 | 1 | 2 | 3 | 0 |
| | | FLEMING | 2 | 1 | 5 | 7 | 0 |
| | | GREENUP | 0 | 0 | 1 | 0 | 0 |
| | | HARRISON | 0 | 0 | 1 | 0 | 0 |
| | | KENTON | 0 | 0 | 1 | 0 | 0 |
| | | LEWIS | 0 | 0 | 11 | 6 | 0 |
| | | MASON | 6 | 11 | 20 | 39 | 0 |
| | | OH | 1 | 2 | 2 | 2 | 0 |
| | | ROWAN | 0 | 0 | 0 | 1 | 0 |
| | | WOODFORD | 0 | 0 | 0 | 1 | 0 |
| | | Total | 10 | 16 | 44 | 59 | 0 |
| | Pioneer Trace Nursing Home | BOURBON | 0 | 0 | 0 | 2 | 0 |
| | | FAYETTE | 0 | 0 | 0 | 1 | 0 |
| | | FLEMING | 2 | 7 | 24 | 29 | 0 |
| | | GREENUP | 1 | 0 | 0 | 0 | 0 |
| | | LEWIS | 0 | 1 | 2 | 0 | 0 |
| | | MASON | 0 | 1 | 2 | 3 | 0 |
| | | MORGAN | 0 | 0 | 1 | 0 | 0 |
| | | NICHOLAS | 1 | 0 | 1 | 1 | 0 |
| | | OH | 0 | 1 | 1 | 0 | 0 |
| | | Other | 1 | 0 | 0 | 0 | 0 |
| | | ROWAN | 0 | 1 | 3 | 1 | 0 |
| | | Total | 5 | 11 | 34 | 37 | 0 |
| | Robertson County Health Care Facility | BATH | 0 | 0 | 1 | 0 | 0 |
| | | BOURBON | 1 | 0 | 0 | 1 | 0 |
| | | BRACKEN | 0 | 0 | 1 | 5 | 0 |
| | | FLEMING | 2 | 1 | 2 | 4 | 0 |
| | | HARRISON | 1 | 3 | 2 | 6 | 0 |
| | | MASON | 1 | 1 | 2 | 3 | 0 |
| | | NICHOLAS | 0 | 1 | 1 | 2 | 0 |
| | | ROBERTSON | 2 | 1 | 3 | 6 | 0 |
| | | ROWAN | 0 | 0 | 1 | 0 | 0 |
| | | Total | 7 | 7 | 13 | 27 | 0 |
| | Vanceburg Rehabilitation and Care | BOYD | 5 | 0 | 3 | 0 | 0 |
| | | CARTER | 4 | 2 | 0 | 0 | 0 |
| | | FAYETTE | 0 | 0 | 1 | 1 | 0 |
| | | FLEMING | 2 | 1 | 1 | 2 | 0 |

2017 ANNUAL KENTUCKY LONG TERM CARE UTILIZATION AND SERVICE REPORT

Table 30 - 2017 Kentucky Long Term Care Facility Patient Origin

| ADD | Facility Name | Patient County | Under 65 | 65-74 | 75-84 | Over 85 | Unknown |
|-----------------------|-------------------------------------|--------------------|-----------|-----------|------------|------------|----------|
| | | GREENUP | 5 | 2 | 0 | 0 | 0 |
| | | LEWIS | 5 | 13 | 12 | 15 | 0 |
| | | MASON | 4 | 0 | 0 | 1 | 0 |
| | | Total | 25 | 18 | 17 | 19 | 0 |
| | | ADD:8 Total | 54 | 59 | 117 | 149 | 0 |
| ADD: 9 GATEWAY | | | | | | | |
| | Edgewood Estates | BATH | 0 | 1 | 7 | 1 | 0 |
| | | CLARK | 0 | 0 | 1 | 0 | 0 |
| | | FAYETTE | 0 | 0 | 1 | 0 | 0 |
| | | MAGOFFIN | 0 | 1 | 0 | 0 | 0 |
| | | MENIFEE | 1 | 5 | 5 | 7 | 0 |
| | | MONTGOMERY | 1 | 2 | 4 | 4 | 0 |
| | | MORGAN | 0 | 0 | 1 | 2 | 0 |
| | | PULASKI | 0 | 0 | 1 | 0 | 0 |
| | | ROWAN | 0 | 1 | 4 | 1 | 0 |
| | | WOLFE | 0 | 1 | 0 | 0 | 0 |
| | | Total | 2 | 11 | 24 | 15 | 0 |
| | Life Care Center of Morehead | BATH | 1 | 1 | 5 | 2 | 0 |
| | | CARTER | 3 | 1 | 2 | 3 | 0 |
| | | CLARK | 0 | 0 | 1 | 0 | 0 |
| | | ELLIOTT | 0 | 1 | 1 | 0 | 0 |
| | | FAYETTE | 1 | 0 | 0 | 0 | 0 |
| | | FLEMING | 2 | 0 | 1 | 1 | 0 |
| | | JOHNSON | 0 | 1 | 0 | 0 | 0 |
| | | LEWIS | 1 | 0 | 1 | 0 | 0 |
| | | MASON | 1 | 0 | 0 | 0 | 0 |
| | | MENIFEE | 0 | 0 | 1 | 0 | 0 |
| | | MONTGOMERY | 1 | 1 | 0 | 0 | 0 |
| | | MORGAN | 1 | 0 | 3 | 1 | 0 |
| | | OH | 0 | 0 | 1 | 0 | 0 |
| | | ROWAN | 8 | 11 | 16 | 18 | 0 |
| | | Total | 19 | 16 | 32 | 25 | 0 |
| | Ridgeway Nursing and Rehabilitation | BATH | 5 | 11 | 11 | 18 | 0 |
| | | BOURBON | 0 | 0 | 1 | 0 | 0 |
| | | BREATHITT | 0 | 0 | 1 | 1 | 0 |
| | | CARTER | 0 | 0 | 0 | 1 | 0 |
| | | CLARK | 1 | 0 | 0 | 1 | 0 |
| | | FLEMING | 1 | 0 | 1 | 0 | 0 |
| | | FRANKLIN | 0 | 0 | 1 | 0 | 0 |
| | | LAUREL | 0 | 0 | 0 | 1 | 0 |

2017 ANNUAL KENTUCKY LONG TERM CARE UTILIZATION AND SERVICE REPORT

Table 30 - 2017 Kentucky Long Term Care Facility Patient Origin

| ADD | Facility Name | Patient County | Under 65 | 65-74 | 75-84 | Over 85 | Unknown |
|-----|------------------------------------------------|--------------------|-----------|-----------|------------|------------|----------|
| | | LETCHER | 1 | 0 | 0 | 0 | 0 |
| | | MONTGOMERY | 2 | 4 | 3 | 3 | 0 |
| | | NICHOLAS | 0 | 0 | 1 | 0 | 0 |
| | | OH | 1 | 0 | 0 | 1 | 0 |
| | | ROWAN | 1 | 3 | 9 | 4 | 0 |
| | | Total | 12 | 18 | 28 | 30 | 0 |
| | St Claire Medical Center TCU | | | | | | |
| | | CARTER | 1 | 0 | 0 | 1 | 0 |
| | | FLEMING | 0 | 0 | 1 | 0 | 0 |
| | | LEWIS | 1 | 0 | 0 | 0 | 0 |
| | | ROWAN | 0 | 0 | 2 | 0 | 0 |
| | | Total | 2 | 0 | 3 | 1 | 0 |
| | West Liberty Nursing and Rehabilitation Center | | | | | | |
| | | BOYD | 0 | 0 | 0 | 1 | 0 |
| | | FLEMING | 0 | 1 | 0 | 0 | 0 |
| | | GREENUP | 0 | 0 | 1 | 0 | 0 |
| | | JOHNSON | 0 | 0 | 0 | 1 | 0 |
| | | MENIFEE | 1 | 1 | 0 | 0 | 0 |
| | | MORGAN | 3 | 7 | 8 | 16 | 0 |
| | | ROWAN | 1 | 0 | 0 | 0 | 0 |
| | | WOLFE | 2 | 0 | 1 | 2 | 0 |
| | | Total | 7 | 9 | 10 | 20 | 0 |
| | Windsor Care Center | | | | | | |
| | | BATH | 0 | 2 | 5 | 3 | 0 |
| | | CARTER | 0 | 1 | 0 | 0 | 0 |
| | | CLARK | 1 | 1 | 6 | 3 | 0 |
| | | FAYETTE | 0 | 0 | 0 | 1 | 0 |
| | | FLEMING | 0 | 0 | 0 | 1 | 0 |
| | | MENIFEE | 0 | 0 | 1 | 1 | 0 |
| | | MONTGOMERY | 6 | 13 | 30 | 43 | 0 |
| | | MORGAN | 1 | 0 | 0 | 0 | 0 |
| | | Other | 0 | 0 | 0 | 2 | 0 |
| | | PIKE | 0 | 1 | 0 | 0 | 0 |
| | | POWELL | 0 | 0 | 2 | 0 | 0 |
| | | ROWAN | 1 | 1 | 1 | 0 | 0 |
| | | Total | 9 | 19 | 45 | 54 | 0 |
| | | ADD:9 Total | 51 | 73 | 142 | 145 | 0 |
| | Artrips Personal Care Home | | | | | | |
| | | BOYD | 0 | 0 | 0 | 0 | 0 |
| | | Other | 0 | 0 | 0 | 0 | 0 |
| | | Total | 0 | 0 | 0 | 0 | 0 |

ADD: 10 FIVCO

2017 ANNUAL KENTUCKY LONG TERM CARE UTILIZATION AND SERVICE REPORT

Table 30 - 2017 Kentucky Long Term Care Facility Patient Origin

| ADD | Facility Name | Patient County | Under 65 | 65-74 | 75-84 | Over 85 | Unknown |
|-----|-------------------------------------------|----------------|-----------|-----------|-----------|-----------|-----------|
| | Boyd Nursing and Rehabilitation Center | BOYD | 11 | 8 | 11 | 12 | 0 |
| | | CARTER | 2 | 4 | 1 | 2 | 0 |
| | | GREENUP | 0 | 1 | 3 | 0 | 0 |
| | | LAWRENCE | 0 | 1 | 0 | 0 | 0 |
| | | Other | 0 | 1 | 0 | 1 | 0 |
| | | Total | | 13 | 15 | 15 | 15 |
| | Carter Nursing and Rehabilitation Center | BOYD | 3 | 4 | 6 | 3 | 0 |
| | | CARTER | 10 | 13 | 34 | 14 | 0 |
| | | ELLIOTT | 0 | 0 | 0 | 1 | 0 |
| | | GREENUP | 1 | 2 | 0 | 2 | 0 |
| | | JOHNSON | 1 | 0 | 0 | 0 | 0 |
| | | LAWRENCE | 0 | 4 | 0 | 2 | 0 |
| | | LEWIS | 1 | 1 | 1 | 1 | 0 |
| | | MONTGOMERY | 0 | 0 | 1 | 0 | 0 |
| | | MORGAN | 0 | 0 | 0 | 1 | 0 |
| | | OH | 0 | 0 | 1 | 0 | 0 |
| | | OHIO | 0 | 0 | 0 | 1 | 0 |
| | | Other | 0 | 0 | 0 | 1 | 0 |
| | | PENDLETON | 0 | 1 | 0 | 0 | 0 |
| | | ROWAN | 1 | 0 | 1 | 1 | 0 |
| | Total | | 17 | 25 | 44 | 27 | 0 |
| | Elliott Nursing and Rehabilitation Center | BOYD | 0 | 0 | 1 | 0 | 0 |
| | | CARTER | 0 | 0 | 9 | 6 | 0 |
| | | ELLIOTT | 1 | 3 | 8 | 17 | 0 |
| | | HARRISON | 1 | 0 | 0 | 0 | 0 |
| | | JOHNSON | 0 | 0 | 1 | 0 | 0 |
| | | LAWRENCE | 0 | 0 | 1 | 3 | 0 |
| | | MARTIN | 1 | 0 | 0 | 0 | 0 |
| | | MORGAN | 0 | 1 | 3 | 3 | 0 |
| | | OH | 0 | 0 | 0 | 1 | 0 |
| | | Other | 0 | 0 | 0 | 1 | 0 |
| | | ROWAN | 2 | 2 | 0 | 1 | 0 |
| | | WV | 0 | 0 | 1 | 0 | 0 |
| | Total | | 5 | 6 | 24 | 32 | 0 |
| | King's Daughters Medical Center | BOYD | 2 | 0 | 2 | 1 | 0 |
| | | CARTER | 0 | 0 | 2 | 0 | 0 |
| | | GREENUP | 2 | 0 | 0 | 0 | 0 |

2017 ANNUAL KENTUCKY LONG TERM CARE UTILIZATION AND SERVICE REPORT

Table 30 - 2017 Kentucky Long Term Care Facility Patient Origin

| ADD | Facility Name | Patient County | Under 65 | 65-74 | 75-84 | Over 85 | Unknown |
|-----|-----------------------------------------------|----------------|-----------|-----------|-----------|-----------|----------|
| | | MARTIN | 1 | 0 | 0 | 1 | 0 |
| | | OH | 1 | 0 | 1 | 1 | 0 |
| | | Total | 6 | 0 | 5 | 3 | 0 |
| | Kingsbrook Lifecare Center | BOYD | 7 | 12 | 24 | 35 | 0 |
| | | BRECKINRIDGE | 0 | 0 | 1 | 0 | 0 |
| | | CARTER | 0 | 1 | 0 | 4 | 0 |
| | | FAYETTE | 1 | 0 | 0 | 0 | 0 |
| | | FLOYD | 0 | 0 | 1 | 0 | 0 |
| | | GREENUP | 2 | 3 | 4 | 10 | 0 |
| | | JOHNSON | 0 | 0 | 2 | 0 | 0 |
| | | LAWRENCE | 0 | 0 | 1 | 3 | 0 |
| | | MONTGOMERY | 0 | 1 | 0 | 0 | 0 |
| | | OH | 1 | 2 | 7 | 8 | 0 |
| | | WOODFORD | 0 | 0 | 1 | 0 | 0 |
| | | WV | 0 | 0 | 0 | 1 | 0 |
| | | Total | 11 | 19 | 41 | 61 | 0 |
| | Oakmont Manor | BOYD | 2 | 5 | 9 | 8 | 0 |
| | | CARTER | 0 | 2 | 1 | 0 | 0 |
| | | ELLIOTT | 0 | 0 | 1 | 0 | 0 |
| | | GREENUP | 4 | 5 | 16 | 16 | 0 |
| | | LAWRENCE | 0 | 0 | 0 | 1 | 0 |
| | | OH | 0 | 1 | 4 | 0 | 0 |
| | | WV | 0 | 0 | 1 | 0 | 0 |
| | | Total | 6 | 13 | 32 | 25 | 0 |
| | South Shore Nursing and Rehabilitation Center | BATH | 0 | 0 | 1 | 0 | 0 |
| | | BOYD | 6 | 4 | 1 | 3 | 0 |
| | | CARTER | 1 | 1 | 0 | 0 | 0 |
| | | GREENUP | 6 | 4 | 8 | 9 | 0 |
| | | LEWIS | 0 | 2 | 2 | 1 | 0 |
| | | OH | 0 | 1 | 0 | 0 | 0 |
| | | ROWAN | 2 | 0 | 1 | 0 | 0 |
| | | Total | 15 | 12 | 13 | 13 | 0 |
| | The Jordan Center | BOYD | 2 | 3 | 0 | 0 | 0 |
| | | FAYETTE | 1 | 0 | 0 | 0 | 0 |
| | | GREENUP | 1 | 0 | 0 | 0 | 0 |
| | | JEFFERSON | 1 | 0 | 0 | 0 | 0 |
| | | JOHNSON | 2 | 0 | 1 | 1 | 0 |
| | | LAWRENCE | 13 | 9 | 14 | 11 | 0 |
| | | MADISON | 1 | 0 | 0 | 0 | 0 |

2017 ANNUAL KENTUCKY LONG TERM CARE UTILIZATION AND SERVICE REPORT

Table 30 - 2017 Kentucky Long Term Care Facility Patient Origin

| ADD | Facility Name | Patient County | Under 65 | 65-74 | 75-84 | Over 85 | Unknown |
|--------------------------|----------------------------------------------------------|---------------------|------------|------------|------------|------------|----------|
| | | MARTIN | 3 | 0 | 1 | 0 | 0 |
| | | OH | 1 | 0 | 0 | 0 | 0 |
| | | PIKE | 1 | 0 | 0 | 0 | 0 |
| | | ROWAN | 0 | 0 | 1 | 0 | 0 |
| | | WV | 5 | 2 | 10 | 3 | 0 |
| | | Total | 31 | 14 | 27 | 15 | 0 |
| | The Lantern At Morning Pointe Alzheimers and Memory Care | | | | | | |
| | | GREENUP | 0 | 0 | 0 | 0 | 0 |
| | | Total | 0 | 0 | 0 | 0 | 0 |
| | Woodland Oaks Health Care Facility | | | | | | |
| | | BOYD | 3 | 8 | 22 | 33 | 0 |
| | | CARTER | 0 | 1 | 0 | 1 | 0 |
| | | GREENUP | 0 | 3 | 7 | 18 | 0 |
| | | JOHNSON | 0 | 1 | 0 | 0 | 0 |
| | | LAWRENCE | 0 | 0 | 0 | 3 | 0 |
| | | OH | 0 | 1 | 3 | 0 | 0 |
| | | Other | 0 | 0 | 1 | 0 | 0 |
| | | WV | 0 | 1 | 1 | 0 | 0 |
| | | Total | 3 | 15 | 34 | 55 | 0 |
| | Wurtland Nursing and Rehabilitation Center | | | | | | |
| | | BOYD | 9 | 13 | 8 | 6 | 0 |
| | | BULLITT | 0 | 0 | 1 | 0 | 0 |
| | | CARTER | 5 | 3 | 3 | 1 | 0 |
| | | ELLIOTT | 0 | 0 | 0 | 1 | 0 |
| | | FAYETTE | 1 | 0 | 0 | 0 | 0 |
| | | GREENUP | 7 | 20 | 9 | 17 | 0 |
| | | HARRISON | 1 | 0 | 0 | 0 | 0 |
| | | LAWRENCE | 0 | 2 | 0 | 3 | 0 |
| | | Other | 0 | 0 | 0 | 0 | 0 |
| | | WV | 0 | 0 | 0 | 1 | 0 |
| | | Total | 23 | 38 | 21 | 29 | 0 |
| | | ADD:10 Total | 130 | 157 | 256 | 275 | 0 |
| ADD: 11 BIG SANDY | | | | | | | |
| | Good Shepherd Community Nursing Center | | | | | | |
| | | HARLAN | 2 | 0 | 0 | 0 | 0 |
| | | JOHNSON | 1 | 0 | 0 | 0 | 0 |
| | | MADISON | 0 | 0 | 1 | 0 | 0 |
| | | PIKE | 12 | 17 | 16 | 15 | 0 |
| | | SCOTT | 0 | 0 | 1 | 0 | 0 |
| | | VA | 0 | 0 | 0 | 1 | 0 |
| | | WV | 4 | 4 | 4 | 5 | 0 |
| | | Total | 19 | 21 | 22 | 21 | 0 |

2017 ANNUAL KENTUCKY LONG TERM CARE UTILIZATION AND SERVICE REPORT

Table 30 - 2017 Kentucky Long Term Care Facility Patient Origin

| ADD | Facility Name | Patient County | Under 65 | 65-74 | 75-84 | Over 85 | Unknown |
|------------|--------------------------------------------------------|-----------------------|-----------------|--------------|--------------|----------------|----------------|
| | Martin County Health Care Facility | FLOYD | 0 | 0 | 0 | 1 | 0 |
| | | JOHNSON | 0 | 0 | 0 | 1 | 0 |
| | | LAWRENCE | 0 | 1 | 2 | 2 | 0 |
| | | MARTIN | 5 | 7 | 18 | 7 | 0 |
| | | PIKE | 0 | 0 | 2 | 0 | 0 |
| | | WV | 1 | 2 | 1 | 3 | 0 |
| | | Total | 6 | 10 | 23 | 14 | 0 |
| | Mountain Manor of Paintsville | FLOYD | 2 | 3 | 4 | 1 | 0 |
| | | JEFFERSON | 0 | 0 | 0 | 1 | 0 |
| | | JOHNSON | 10 | 10 | 16 | 36 | 0 |
| | | LAWRENCE | 0 | 1 | 0 | 0 | 0 |
| | | MAGOFFIN | 0 | 1 | 1 | 1 | 0 |
| | | MARTIN | 1 | 0 | 0 | 0 | 0 |
| | | MORGAN | 0 | 0 | 0 | 1 | 0 |
| | | OH | 0 | 0 | 1 | 0 | 0 |
| | | PIKE | 2 | 0 | 0 | 0 | 0 |
| | | POWELL | 0 | 0 | 0 | 1 | 0 |
| | | Total | 15 | 15 | 22 | 41 | 0 |
| | Mountain View Health Care Center | FAYETTE | 1 | 0 | 0 | 0 | 0 |
| | | FLOYD | 2 | 2 | 1 | 0 | 0 |
| | | JOHNSON | 1 | 0 | 0 | 0 | 0 |
| | | KNOTT | 0 | 0 | 1 | 0 | 0 |
| | | LAUREL | 0 | 0 | 1 | 0 | 0 |
| | | LEE | 1 | 0 | 0 | 0 | 0 |
| | | LESLIE | 1 | 0 | 0 | 0 | 0 |
| | | MUHLENBERG | 1 | 0 | 0 | 0 | 0 |
| | | Other | 0 | 0 | 1 | 0 | 0 |
| | | PIKE | 16 | 15 | 16 | 15 | 0 |
| | | VA | 1 | 3 | 2 | 1 | 0 |
| | | WV | 0 | 0 | 1 | 0 | 0 |
| | | Total | 24 | 20 | 23 | 16 | 0 |
| | Parkview Nursing and Rehabilitation Center (Pikeville) | BOYD | 0 | 1 | 2 | 0 | 0 |
| | | FAYETTE | 1 | 1 | 2 | 1 | 0 |
| | | FLOYD | 1 | 3 | 3 | 2 | 0 |
| | | JOHNSON | 0 | 2 | 2 | 0 | 0 |
| | | KNOTT | 1 | 0 | 1 | 0 | 0 |
| | | PIKE | 11 | 23 | 24 | 17 | 0 |
| | | WV | 3 | 2 | 2 | 4 | 0 |
| | | Total | 17 | 32 | 36 | 24 | 0 |

2017 ANNUAL KENTUCKY LONG TERM CARE UTILIZATION AND SERVICE REPORT

Table 30 - 2017 Kentucky Long Term Care Facility Patient Origin

| ADD | Facility Name | Patient County | Under 65 | 65-74 | 75-84 | Over 85 | Unknown |
|-----|-------------------------------------------------|----------------|-----------|-----------|-----------|-----------|----------|
| | Prestonsburg Health Care Center | FLOYD | 2 | 12 | 14 | 9 | 0 |
| | | JOHNSON | 1 | 3 | 4 | 2 | 0 |
| | | MAGOFFIN | 2 | 0 | 1 | 1 | 0 |
| | | PIKE | 0 | 0 | 1 | 0 | 0 |
| | | Total | 5 | 15 | 20 | 12 | 0 |
| | Riverview Health Care Center | CALDWELL | 0 | 0 | 1 | 0 | 0 |
| | | FAYETTE | 0 | 0 | 0 | 1 | 0 |
| | | FLOYD | 6 | 19 | 25 | 33 | 0 |
| | | GREENUP | 0 | 1 | 0 | 0 | 0 |
| | | HENDERSON | 1 | 0 | 0 | 0 | 0 |
| | | JEFFERSON | 1 | 0 | 0 | 0 | 0 |
| | | JOHNSON | 2 | 2 | 4 | 3 | 0 |
| | | KNOTT | 0 | 0 | 0 | 1 | 0 |
| | | LEE | 0 | 0 | 1 | 0 | 0 |
| | | MAGOFFIN | 3 | 1 | 1 | 1 | 0 |
| | | MARTIN | 0 | 0 | 1 | 0 | 0 |
| | | MENIFEE | 0 | 1 | 0 | 0 | 0 |
| | | OH | 0 | 0 | 0 | 1 | 0 |
| | | PERRY | 1 | 0 | 0 | 0 | 0 |
| | | PIKE | 0 | 0 | 3 | 3 | 0 |
| | | Total | 14 | 24 | 36 | 43 | 0 |
| | Salysersville Nursing and Rehabilitation Center | BOYD | 1 | 0 | 1 | 0 | 0 |
| | | BREATHITT | 0 | 1 | 0 | 0 | 0 |
| | | FLOYD | 5 | 1 | 0 | 1 | 0 |
| | | GREENUP | 0 | 1 | 0 | 0 | 0 |
| | | HARRISON | 0 | 0 | 1 | 0 | 0 |
| | | JOHNSON | 9 | 9 | 10 | 5 | 0 |
| | | MAGOFFIN | 9 | 12 | 24 | 15 | 0 |
| | | MARTIN | 0 | 1 | 0 | 0 | 0 |
| | | MONTGOMERY | 0 | 0 | 0 | 2 | 0 |
| | | MORGAN | 1 | 0 | 1 | 0 | 0 |
| | | Other | 0 | 1 | 0 | 0 | 0 |
| | | PERRY | 2 | 0 | 0 | 0 | 0 |
| | | PIKE | 0 | 0 | 0 | 1 | 0 |
| | | ROWAN | 1 | 0 | 0 | 0 | 0 |
| | | Total | 28 | 26 | 37 | 24 | 0 |
| | Signature Health Care of Pikeville | FLOYD | 1 | 0 | 3 | 6 | 0 |
| | | PIKE | 10 | 11 | 30 | 24 | 0 |
| | | VA | 1 | 1 | 0 | 0 | 0 |

2017 ANNUAL KENTUCKY LONG TERM CARE UTILIZATION AND SERVICE REPORT

Table 30 - 2017 Kentucky Long Term Care Facility Patient Origin

| ADD | Facility Name | Patient County | Under 65 | 65-74 | 75-84 | Over 85 | Unknown |
|-------------------------|-----------------------------------------------|---------------------|------------|------------|------------|------------|----------|
| | | WV | 0 | 2 | 1 | 0 | 0 |
| | | Total | 12 | 14 | 34 | 30 | 0 |
| | Williamson ARH Nursing Facility | PIKE | 5 | 0 | 6 | 3 | 0 |
| | | WV | 1 | 0 | 3 | 4 | 0 |
| | | Total | 6 | 0 | 9 | 7 | 0 |
| | | ADD:11 Total | 146 | 177 | 262 | 232 | 0 |
| ADD: 12 KY RIVER | | | | | | | |
| | Hazard Health and Rehabilitation Center | BELL | 0 | 1 | 0 | 0 | 0 |
| | | BREATHITT | 6 | 2 | 3 | 0 | 0 |
| | | CLAY | 1 | 1 | 1 | 0 | 0 |
| | | FAYETTE | 1 | 0 | 0 | 0 | 0 |
| | | FLOYD | 6 | 4 | 1 | 0 | 0 |
| | | IN | 1 | 0 | 0 | 0 | 0 |
| | | JOHNSON | 1 | 1 | 0 | 0 | 0 |
| | | KNOTT | 5 | 6 | 3 | 5 | 0 |
| | | KNOX | 0 | 0 | 1 | 0 | 0 |
| | | LAUREL | 1 | 2 | 1 | 0 | 0 |
| | | LESLIE | 0 | 0 | 3 | 0 | 0 |
| | | LETCHER | 2 | 1 | 2 | 0 | 0 |
| | | Other | 0 | 0 | 1 | 0 | 0 |
| | | OWSLEY | 0 | 1 | 1 | 0 | 0 |
| | | PERRY | 35 | 18 | 36 | 33 | 0 |
| | | PIKE | 0 | 0 | 1 | 0 | 0 |
| | | PULASKI | 0 | 0 | 0 | 1 | 0 |
| | | SHELBY | 0 | 1 | 0 | 0 | 0 |
| | | WOLFE | 1 | 0 | 0 | 0 | 0 |
| | | Total | 60 | 38 | 54 | 39 | 0 |
| | Hyden Health and Rehabilitation Center | BREATHITT | 1 | 0 | 0 | 0 | 0 |
| | | CLAY | 4 | 1 | 4 | 2 | 0 |
| | | HARLAN | 2 | 1 | 0 | 0 | 0 |
| | | LESLIE | 11 | 18 | 30 | 10 | 0 |
| | | PERRY | 3 | 2 | 1 | 0 | 0 |
| | | WHITLEY | 0 | 1 | 1 | 0 | 0 |
| | | Total | 21 | 23 | 36 | 12 | 0 |
| | Knott County Health and Rehabilitation Center | FAYETTE | 0 | 0 | 0 | 1 | 0 |
| | | FLOYD | 2 | 4 | 1 | 3 | 0 |
| | | JEFFERSON | 0 | 1 | 0 | 0 | 0 |
| | | JOHNSON | 0 | 0 | 1 | 0 | 0 |
| | | KNOTT | 11 | 23 | 17 | 16 | 0 |

2017 ANNUAL KENTUCKY LONG TERM CARE UTILIZATION AND SERVICE REPORT

Table 30 - 2017 Kentucky Long Term Care Facility Patient Origin

| ADD | Facility Name | Patient County | Under 65 | 65-74 | 75-84 | Over 85 | Unknown |
|-----|-------------------------------------------|----------------|-----------|-----------|-----------|-----------|----------|
| | | LAWRENCE | 0 | 1 | 0 | 0 | 0 |
| | | LETCHER | 1 | 1 | 0 | 0 | 0 |
| | | OH | 0 | 0 | 1 | 0 | 0 |
| | | PERRY | 1 | 3 | 3 | 1 | 0 |
| | | Total | 15 | 33 | 23 | 21 | 0 |
| | Lee County Care and Rehabilitation Center | BREATHITT | 1 | 5 | 3 | 1 | 0 |
| | | CLARK | 0 | 3 | 2 | 0 | 0 |
| | | FAYETTE | 1 | 11 | 4 | 2 | 0 |
| | | LEE | 2 | 20 | 12 | 3 | 0 |
| | | OWSLEY | 1 | 10 | 23 | 0 | 0 |
| | | Total | 5 | 49 | 44 | 6 | 0 |
| | Letcher Manor | BELL | 0 | 0 | 1 | 0 | 0 |
| | | FLOYD | 2 | 0 | 1 | 0 | 0 |
| | | GREENUP | 0 | 0 | 1 | 0 | 0 |
| | | HARLAN | 2 | 1 | 0 | 0 | 0 |
| | | IN | 0 | 1 | 0 | 0 | 0 |
| | | JEFFERSON | 0 | 0 | 0 | 1 | 0 |
| | | JOHNSON | 0 | 0 | 1 | 0 | 0 |
| | | KNOTT | 3 | 0 | 2 | 2 | 0 |
| | | KNOX | 1 | 0 | 0 | 0 | 0 |
| | | LEE | 0 | 0 | 0 | 1 | 0 |
| | | LETCHER | 16 | 21 | 24 | 19 | 0 |
| | | MAGOFFIN | 0 | 0 | 0 | 1 | 0 |
| | | OWSLEY | 1 | 0 | 0 | 0 | 0 |
| | | PERRY | 1 | 2 | 4 | 1 | 0 |
| | | PIKE | 3 | 0 | 0 | 0 | 0 |
| | | TN | 0 | 2 | 0 | 0 | 0 |
| | | VA | 0 | 0 | 1 | 1 | 0 |
| | | WV | 0 | 0 | 1 | 0 | 0 |
| | | Total | 29 | 27 | 36 | 26 | 0 |
| | Nim Henson Geriatric Center | BREATHITT | 9 | 9 | 17 | 7 | 0 |
| | | FLOYD | 0 | 1 | 0 | 0 | 0 |
| | | HART | 0 | 1 | 0 | 0 | 0 |
| | | KNOTT | 2 | 1 | 1 | 0 | 0 |
| | | KNOX | 1 | 0 | 0 | 0 | 0 |
| | | LEE | 0 | 3 | 0 | 2 | 0 |
| | | MAGOFFIN | 0 | 1 | 1 | 0 | 0 |
| | | OH | 0 | 0 | 1 | 0 | 0 |
| | | OWSLEY | 0 | 1 | 0 | 1 | 0 |
| | | PERRY | 3 | 0 | 4 | 0 | 0 |

2017 ANNUAL KENTUCKY LONG TERM CARE UTILIZATION AND SERVICE REPORT

Table 30 - 2017 Kentucky Long Term Care Facility Patient Origin

| ADD | Facility Name | Patient County | Under 65 | 65-74 | 75-84 | Over 85 | Unknown |
|-----|------------------------------------------|----------------|-----------|-----------|-----------|-----------|----------|
| | | PIKE | 1 | 0 | 0 | 0 | 0 |
| | | WOLFE | 3 | 3 | 0 | 0 | 0 |
| | | WV | 0 | 0 | 1 | 0 | 0 |
| | | Total | 19 | 20 | 25 | 10 | 0 |
| | Owsley County Health Care Center | BREATHITT | 5 | 4 | 1 | 0 | 0 |
| | | CLAY | 1 | 0 | 5 | 1 | 0 |
| | | FAYETTE | 0 | 0 | 1 | 0 | 0 |
| | | FRANKLIN | 1 | 0 | 0 | 0 | 0 |
| | | JACKSON | 0 | 1 | 2 | 0 | 0 |
| | | JESSAMINE | 1 | 2 | 0 | 0 | 0 |
| | | JOHNSON | 0 | 1 | 0 | 0 | 0 |
| | | KENTON | 0 | 0 | 1 | 0 | 0 |
| | | LAUREL | 0 | 0 | 1 | 0 | 0 |
| | | LEE | 4 | 2 | 4 | 1 | 0 |
| | | MADISON | 0 | 1 | 0 | 1 | 0 |
| | | OH | 0 | 1 | 0 | 0 | 0 |
| | | OWSLEY | 2 | 12 | 9 | 10 | 0 |
| | | PERRY | 0 | 1 | 1 | 1 | 0 |
| | | WHITLEY | 1 | 0 | 0 | 0 | 0 |
| | | WOLFE | 0 | 0 | 0 | 1 | 0 |
| | | Total | 15 | 25 | 25 | 15 | 0 |
| | Paul E Patton Eastern Ky Veterans Center | BATH | 0 | 1 | 0 | 0 | 0 |
| | | BELL | 0 | 0 | 1 | 0 | 0 |
| | | BOYD | 0 | 1 | 0 | 0 | 0 |
| | | BOYLE | 0 | 0 | 0 | 1 | 0 |
| | | BULLITT | 0 | 0 | 1 | 0 | 0 |
| | | CAMPBELL | 0 | 0 | 1 | 0 | 0 |
| | | CLAY | 0 | 1 | 2 | 2 | 0 |
| | | CLINTON | 0 | 1 | 0 | 0 | 0 |
| | | EDMONSON | 0 | 1 | 0 | 0 | 0 |
| | | ESTILL | 0 | 1 | 0 | 0 | 0 |
| | | FAYETTE | 0 | 2 | 6 | 1 | 0 |
| | | FLEMING | 1 | 0 | 0 | 0 | 0 |
| | | FLOYD | 0 | 0 | 2 | 1 | 0 |
| | | FRANKLIN | 0 | 0 | 1 | 0 | 0 |
| | | HARLAN | 0 | 0 | 0 | 2 | 0 |
| | | JACKSON | 0 | 0 | 0 | 1 | 0 |
| | | JEFFERSON | 2 | 0 | 1 | 0 | 0 |
| | | KNOTT | 1 | 1 | 3 | 2 | 0 |
| | | LAUREL | 0 | 2 | 5 | 5 | 0 |
| | | LEE | 0 | 0 | 1 | 0 | 0 |

2017 ANNUAL KENTUCKY LONG TERM CARE UTILIZATION AND SERVICE REPORT

Table 30 - 2017 Kentucky Long Term Care Facility Patient Origin

| ADD | Facility Name | Patient County | Under 65 | 65-74 | 75-84 | Over 85 | Unknown |
|-----|-----------------------------------------------|---------------------|------------|------------|------------|------------|----------|
| | | LESLIE | 0 | 0 | 0 | 3 | 0 |
| | | LETCHER | 0 | 1 | 2 | 1 | 0 |
| | | LEWIS | 0 | 0 | 1 | 0 | 0 |
| | | LINCOLN | 1 | 0 | 0 | 0 | 0 |
| | | MADISON | 0 | 0 | 1 | 2 | 0 |
| | | MAGOFFIN | 0 | 1 | 0 | 0 | 0 |
| | | MCCREARY | 0 | 0 | 0 | 1 | 0 |
| | | MERCER | 0 | 0 | 1 | 0 | 0 |
| | | NICHOLAS | 0 | 1 | 0 | 0 | 0 |
| | | OLDHAM | 0 | 1 | 0 | 0 | 0 |
| | | OWSLEY | 0 | 0 | 1 | 0 | 0 |
| | | PERRY | 1 | 4 | 9 | 8 | 0 |
| | | PIKE | 1 | 1 | 4 | 3 | 0 |
| | | POWELL | 0 | 1 | 0 | 0 | 0 |
| | | PULASKI | 0 | 1 | 0 | 1 | 0 |
| | | ROCKCASTLE | 0 | 0 | 0 | 1 | 0 |
| | | WAYNE | 0 | 2 | 0 | 0 | 0 |
| | | WHITLEY | 0 | 1 | 1 | 0 | 0 |
| | | WOLFE | 0 | 1 | 0 | 0 | 0 |
| | | Total | 7 | 26 | 44 | 35 | 0 |
| | Wolfe County Health and Rehabilitation Center | BREATHITT | 2 | 2 | 6 | 7 | 0 |
| | | CLARK | 1 | 0 | 0 | 0 | 0 |
| | | ESTILL | 0 | 0 | 1 | 0 | 0 |
| | | LEE | 0 | 0 | 2 | 1 | 0 |
| | | MORGAN | 1 | 1 | 4 | 3 | 0 |
| | | OWSLEY | 0 | 0 | 2 | 0 | 0 |
| | | POWELL | 1 | 0 | 0 | 1 | 0 |
| | | ROWAN | 0 | 0 | 1 | 0 | 0 |
| | | WOLFE | 5 | 12 | 26 | 21 | 0 |
| | | Total | 10 | 15 | 42 | 33 | 0 |
| | | ADD:12 Total | 181 | 256 | 329 | 197 | 0 |
| | ADD: 13 CUMBERLAND VALLEY | | | | | | |
| | Barbourville Health and Rehabilitation Center | BELL | 0 | 2 | 0 | 3 | 0 |
| | | CLAY | 0 | 1 | 1 | 0 | 0 |
| | | JEFFERSON | 1 | 0 | 0 | 0 | 0 |
| | | KNOX | 13 | 28 | 38 | 33 | 0 |
| | | LAUREL | 2 | 0 | 3 | 2 | 0 |
| | | LESLIE | 1 | 0 | 0 | 0 | 0 |
| | | TN | 0 | 0 | 1 | 0 | 0 |
| | | WHITLEY | 1 | 2 | 1 | 2 | 0 |
| | | Total | 18 | 33 | 44 | 40 | 0 |

2017 ANNUAL KENTUCKY LONG TERM CARE UTILIZATION AND SERVICE REPORT

Table 30 - 2017 Kentucky Long Term Care Facility Patient Origin

| ADD | Facility Name | Patient County | Under 65 | 65-74 | 75-84 | Over 85 | Unknown |
|-----|--------------------------------------------|----------------|-----------|-----------|-----------|-----------|----------|
| | Christian Health Center - Corbin | BELL | 0 | 0 | 1 | 1 | 0 |
| | | KNOX | 4 | 5 | 25 | 22 | 0 |
| | | LAUREL | 2 | 2 | 10 | 7 | 0 |
| | | WHITLEY | 0 | 1 | 3 | 8 | 0 |
| | | Total | 6 | 8 | 39 | 38 | 0 |
| | Corbin Health and Rehabilitation Center | BELL | 1 | 0 | 0 | 0 | 0 |
| | | CLAY | 0 | 1 | 0 | 0 | 0 |
| | | FAYETTE | 0 | 0 | 1 | 0 | 0 |
| | | KNOX | 2 | 3 | 4 | 5 | 0 |
| | | LAUREL | 9 | 4 | 4 | 6 | 0 |
| | | MADISON | 1 | 0 | 0 | 0 | 0 |
| | | MCCREARY | 0 | 2 | 1 | 0 | 0 |
| | | PERRY | 0 | 0 | 0 | 1 | 0 |
| | | PIKE | 0 | 0 | 1 | 0 | 0 |
| | | PULASKI | 1 | 0 | 2 | 0 | 0 |
| | | ROCKCASTLE | 0 | 0 | 1 | 0 | 0 |
| | | WARREN | 1 | 0 | 0 | 0 | 0 |
| | | WAYNE | 0 | 0 | 1 | 0 | 0 |
| | | WHITLEY | 8 | 13 | 13 | 10 | 0 |
| | | Total | 23 | 23 | 28 | 22 | 0 |
| | Harlan Health and Rehabilitation Center | HARLAN | 26 | 32 | 36 | 29 | 0 |
| | | Other | 8 | 4 | 3 | 4 | 0 |
| | | Total | 34 | 36 | 39 | 33 | 0 |
| | Hillcrest Health and Rehabilitation Center | CLAY | 1 | 0 | 2 | 2 | 0 |
| | | KNOX | 3 | 0 | 4 | 5 | 0 |
| | | LAUREL | 18 | 25 | 35 | 10 | 0 |
| | | WHITLEY | 2 | 3 | 4 | 2 | 0 |
| | | Total | 24 | 28 | 45 | 19 | 0 |
| | Laurel Creek Health Care Center | CLAY | 9 | 27 | 38 | 17 | 0 |
| | | JACKSON | 0 | 1 | 0 | 0 | 0 |
| | | LAUREL | 0 | 0 | 3 | 0 | 0 |
| | | OWSLEY | 0 | 1 | 0 | 0 | 0 |
| | | Total | 9 | 29 | 41 | 17 | 0 |
| | Laurel Heights Home for the Elderly | BELL | 0 | 1 | 0 | 0 | 0 |
| | | CLAY | 0 | 1 | 1 | 0 | 0 |
| | | FAYETTE | 0 | 0 | 1 | 0 | 0 |
| | | HARLAN | 1 | 0 | 0 | 0 | 0 |

2017 ANNUAL KENTUCKY LONG TERM CARE UTILIZATION AND SERVICE REPORT

Table 30 - 2017 Kentucky Long Term Care Facility Patient Origin

| ADD | Facility Name | Patient County | Under 65 | 65-74 | 75-84 | Over 85 | Unknown |
|-----|---------------------------------------------|----------------|----------|-----------|-----------|-----------|----------|
| | | JACKSON | 0 | 0 | 0 | 1 | 0 |
| | | JEFFERSON | 0 | 0 | 1 | 0 | 0 |
| | | KNOX | 1 | 0 | 0 | 1 | 0 |
| | | LAUREL | 4 | 18 | 39 | 52 | 0 |
| | | LESLIE | 0 | 0 | 1 | 0 | 0 |
| | | MCCREARY | 0 | 0 | 0 | 1 | 0 |
| | | OH | 0 | 0 | 1 | 0 | 0 |
| | | Other | 0 | 0 | 1 | 0 | 0 |
| | | OWSLEY | 0 | 0 | 1 | 1 | 0 |
| | | ROCKCASTLE | 0 | 0 | 1 | 0 | 0 |
| | | RUSSELL | 0 | 0 | 0 | 1 | 0 |
| | | TN | 0 | 0 | 0 | 1 | 0 |
| | | VA | 0 | 0 | 1 | 0 | 0 |
| | | WHITLEY | 1 | 0 | 0 | 5 | 0 |
| | | WV | 0 | 0 | 0 | 1 | 0 |
| | | Total | 7 | 20 | 48 | 64 | 0 |
| | Middlesboro Nursing and Rehab | | | | | | |
| | | BELL | 4 | 8 | 25 | 43 | 0 |
| | | HARLAN | 0 | 0 | 1 | 0 | 0 |
| | | KNOX | 0 | 1 | 0 | 0 | 0 |
| | | PIKE | 0 | 0 | 0 | 1 | 0 |
| | | TN | 0 | 0 | 0 | 6 | 0 |
| | | VA | 0 | 1 | 2 | 2 | 0 |
| | | Total | 4 | 10 | 28 | 52 | 0 |
| | Mountain View Nursing and Rehab Ctr | | | | | | |
| | | BELL | 6 | 24 | 18 | 14 | 0 |
| | | HARLAN | 0 | 0 | 3 | 0 | 0 |
| | | KNOX | 0 | 4 | 1 | 0 | 0 |
| | | LAUREL | 1 | 0 | 0 | 0 | 0 |
| | | PULASKI | 0 | 0 | 1 | 0 | 0 |
| | | TN | 0 | 0 | 1 | 0 | 0 |
| | | WHITLEY | 1 | 1 | 0 | 0 | 0 |
| | | Total | 8 | 29 | 24 | 14 | 0 |
| | Rockcastle Health and Rehabilitation Center | | | | | | |
| | | BULLITT | 0 | 0 | 1 | 0 | 0 |
| | | FAYETTE | 1 | 0 | 1 | 0 | 0 |
| | | GARRARD | 0 | 0 | 1 | 1 | 0 |
| | | LAUREL | 1 | 3 | 2 | 1 | 0 |
| | | LINCOLN | 2 | 0 | 3 | 0 | 0 |
| | | MADISON | 0 | 0 | 2 | 1 | 0 |
| | | MCCREARY | 0 | 1 | 0 | 0 | 0 |
| | | Other | 0 | 0 | 2 | 0 | 0 |

2017 ANNUAL KENTUCKY LONG TERM CARE UTILIZATION AND SERVICE REPORT

Table 30 - 2017 Kentucky Long Term Care Facility Patient Origin

| ADD | Facility Name | Patient County | Under 65 | 65-74 | 75-84 | Over 85 | Unknown |
|-----|---------------------------------------------------|----------------|----------|-----------|-----------|-----------|----------|
| | | PULASKI | 2 | 1 | 2 | 2 | 0 |
| | | ROCKCASTLE | 3 | 10 | 19 | 24 | 0 |
| | | Total | 9 | 15 | 33 | 29 | 0 |
| | Rockcastle Regional Hospital and Respiratory Care | ANDERSON | 0 | 0 | 1 | 0 | 0 |
| | | BOURBON | 1 | 0 | 1 | 0 | 0 |
| | | BOYD | 1 | 0 | 0 | 0 | 0 |
| | | BREATHITT | 2 | 0 | 0 | 0 | 0 |
| | | BUTLER | 0 | 1 | 0 | 0 | 0 |
| | | CASEY | 1 | 0 | 0 | 0 | 0 |
| | | CLARK | 0 | 1 | 0 | 0 | 0 |
| | | CLAY | 0 | 2 | 0 | 0 | 0 |
| | | DAVISS | 1 | 0 | 1 | 0 | 0 |
| | | EDMONSON | 0 | 1 | 0 | 0 | 0 |
| | | ESTILL | 1 | 0 | 0 | 0 | 0 |
| | | FAYETTE | 7 | 3 | 0 | 0 | 0 |
| | | FLOYD | 2 | 2 | 1 | 0 | 0 |
| | | FRANKLIN | 0 | 0 | 1 | 0 | 0 |
| | | GARRARD | 1 | 0 | 0 | 0 | 0 |
| | | GRANT | 1 | 1 | 0 | 0 | 0 |
| | | HARDIN | 0 | 1 | 0 | 0 | 0 |
| | | HARLAN | 0 | 0 | 1 | 0 | 0 |
| | | HENDERSON | 1 | 0 | 0 | 0 | 0 |
| | | HOPKINS | 0 | 1 | 0 | 0 | 0 |
| | | IL | 1 | 0 | 0 | 0 | 0 |
| | | JACKSON | 0 | 1 | 0 | 0 | 0 |
| | | JEFFERSON | 4 | 1 | 0 | 0 | 0 |
| | | JESSAMINE | 1 | 1 | 0 | 0 | 0 |
| | | KENTON | 1 | 2 | 0 | 0 | 0 |
| | | KNOX | 2 | 0 | 0 | 0 | 0 |
| | | LARUE | 1 | 0 | 0 | 0 | 0 |
| | | LAUREL | 2 | 2 | 2 | 0 | 0 |
| | | LESLIE | 0 | 0 | 1 | 0 | 0 |
| | | LIVINGSTON | 0 | 1 | 0 | 0 | 0 |
| | | MADISON | 2 | 0 | 1 | 0 | 0 |
| | | MAGOFFIN | 1 | 0 | 1 | 0 | 0 |
| | | MARTIN | 1 | 0 | 0 | 0 | 0 |
| | | MCCREARY | 1 | 0 | 0 | 0 | 0 |
| | | MONTGOMERY | 1 | 0 | 0 | 0 | 0 |
| | | MORGAN | 1 | 0 | 0 | 0 | 0 |
| | | Other | 5 | 1 | 0 | 0 | 0 |
| | | OWSLEY | 1 | 0 | 0 | 0 | 0 |
| | | PERRY | 2 | 0 | 0 | 0 | 0 |

2017 ANNUAL KENTUCKY LONG TERM CARE UTILIZATION AND SERVICE REPORT

Table 30 - 2017 Kentucky Long Term Care Facility Patient Origin

| ADD | Facility Name | Patient County | Under 65 | 65-74 | 75-84 | Over 85 | Unknown |
|-----|-----------------------------------------------|----------------|-----------|-----------|-----------|-----------|----------|
| | | PIKE | 3 | 1 | 1 | 0 | 0 |
| | | POWELL | 0 | 0 | 1 | 0 | 0 |
| | | PULASKI | 7 | 1 | 2 | 0 | 0 |
| | | ROCKCASTLE | 3 | 2 | 0 | 0 | 0 |
| | | TN | 3 | 0 | 0 | 0 | 0 |
| | | UNION | 2 | 0 | 0 | 0 | 0 |
| | | WASHINGTON | 2 | 0 | 1 | 0 | 0 |
| | | WAYNE | 1 | 2 | 0 | 0 | 0 |
| | | WHITLEY | 1 | 0 | 1 | 0 | 0 |
| | | WV | 1 | 1 | 0 | 1 | 0 |
| | | Total | 69 | 29 | 17 | 1 | 0 |
| | Signature HealthCare at Jackson Manor | CLAY | 1 | 0 | 1 | 1 | 0 |
| | | FAYETTE | 0 | 0 | 1 | 0 | 0 |
| | | JACKSON | 6 | 6 | 11 | 6 | 0 |
| | | LAUREL | 2 | 1 | 4 | 2 | 0 |
| | | MADISON | 0 | 0 | 0 | 1 | 0 |
| | | OWSLEY | 1 | 0 | 1 | 0 | 0 |
| | | ROCKCASTLE | 0 | 1 | 1 | 0 | 0 |
| | | WHITLEY | 0 | 2 | 0 | 0 | 0 |
| | | Total | 10 | 10 | 19 | 10 | 0 |
| | The Heritage | CLAY | 0 | 0 | 1 | 0 | 0 |
| | | JEFFERSON | 0 | 0 | 1 | 0 | 0 |
| | | KNOX | 0 | 2 | 5 | 3 | 0 |
| | | LAUREL | 0 | 3 | 10 | 14 | 0 |
| | | WHITLEY | 6 | 5 | 15 | 14 | 0 |
| | | Total | 6 | 10 | 32 | 31 | 0 |
| | The Laurels | HARLAN | 0 | 0 | 0 | 0 | 0 |
| | | Total | 0 | 0 | 0 | 0 | 0 |
| | Tri-Cities Nursing and Rehabilitation Center | HARLAN | 13 | 9 | 35 | 14 | 0 |
| | | LETCHER | 1 | 1 | 1 | 1 | 0 |
| | | Total | 14 | 10 | 36 | 15 | 0 |
| | Williamsburg Health and Rehabilitation Center | CAMPBELL | 0 | 0 | 0 | 1 | 0 |
| | | CUMBERLAND | 0 | 0 | 1 | 1 | 0 |
| | | HARLAN | 0 | 1 | 0 | 0 | 0 |
| | | LAUREL | 0 | 1 | 2 | 0 | 0 |
| | | LINCOLN | 1 | 0 | 0 | 0 | 0 |
| | | MCCREARY | 3 | 1 | 4 | 1 | 0 |

2017 ANNUAL KENTUCKY LONG TERM CARE UTILIZATION AND SERVICE REPORT

Table 30 - 2017 Kentucky Long Term Care Facility Patient Origin

| ADD | Facility Name | Patient County | Under 65 | 65-74 | 75-84 | Over 85 | Unknown |
|--------------------------------|-----------------------------------------------|---------------------|------------|------------|------------|------------|----------|
| | | WAYNE | 1 | 0 | 0 | 0 | 0 |
| | | WHITLEY | 10 | 22 | 32 | 41 | 0 |
| | | Total | 15 | 25 | 39 | 44 | 0 |
| | | ADD:13 Total | 256 | 315 | 512 | 429 | 0 |
| ADD: 14 LAKE CUMBERLAND | | | | | | | |
| | Campbellsville Nursing and Rehabilitation | GREEN | 0 | 0 | 0 | 2 | 0 |
| | | MARION | 0 | 0 | 0 | 1 | 0 |
| | | TAYLOR | 2 | 10 | 16 | 23 | 0 |
| | | Total | 2 | 10 | 16 | 26 | 0 |
| | Clinton County Care and Rehabilitation Center | CLINTON | 7 | 5 | 12 | 11 | 0 |
| | | CUMBERLAND | 0 | 0 | 1 | 0 | 0 |
| | | PULASKI | 0 | 1 | 1 | 1 | 0 |
| | | WAYNE | 1 | 2 | 3 | 2 | 0 |
| | | Total | 8 | 8 | 17 | 14 | 0 |
| | Crestview Personal Care | PULASKI | 0 | 0 | 0 | 0 | 0 |
| | | Total | 0 | 0 | 0 | 0 | 0 |
| | Cumberland Nursing and Rehabilitation Center | BELL | 1 | 0 | 0 | 0 | 0 |
| | | CASEY | 0 | 2 | 0 | 0 | 0 |
| | | CLAY | 0 | 0 | 0 | 1 | 0 |
| | | HARLAN | 1 | 0 | 0 | 0 | 0 |
| | | LAUREL | 0 | 2 | 0 | 0 | 0 |
| | | LINCOLN | 0 | 1 | 1 | 1 | 0 |
| | | OH | 0 | 0 | 1 | 0 | 0 |
| | | PULASKI | 4 | 13 | 23 | 26 | 0 |
| | | RUSSELL | 0 | 0 | 1 | 1 | 0 |
| | | WAYNE | 0 | 0 | 1 | 2 | 0 |
| | | Total | 6 | 18 | 27 | 31 | 0 |
| | Cumberland Valley Manor | ADAIR | 1 | 1 | 2 | 2 | 0 |
| | | BULLITT | 0 | 0 | 1 | 0 | 0 |
| | | CLINTON | 1 | 1 | 3 | 2 | 0 |
| | | CUMBERLAND | 5 | 8 | 19 | 18 | 0 |
| | | MONROE | 1 | 0 | 0 | 0 | 0 |
| | | Other | 1 | 0 | 0 | 0 | 0 |
| | | PULASKI | 0 | 0 | 0 | 1 | 0 |
| | | RUSSELL | 0 | 1 | 0 | 0 | 0 |
| | | WARREN | 0 | 0 | 1 | 0 | 0 |
| | | WAYNE | 2 | 1 | 3 | 4 | 0 |
| | | Total | 11 | 12 | 29 | 27 | 0 |

2017 ANNUAL KENTUCKY LONG TERM CARE UTILIZATION AND SERVICE REPORT

Table 30 - 2017 Kentucky Long Term Care Facility Patient Origin

| ADD | Facility Name | Patient County | Under 65 | 65-74 | 75-84 | Over 85 | Unknown |
|-----|----------------------------------------|----------------|-----------|-----------|-----------|-----------|----------|
| | Fair Oaks Health Systems | ADAIR | 1 | 0 | 5 | 3 | 0 |
| | | BARREN | 0 | 0 | 1 | 0 | 0 |
| | | CASEY | 0 | 1 | 1 | 0 | 0 |
| | | FAYETTE | 0 | 0 | 1 | 0 | 0 |
| | | JEFFERSON | 0 | 1 | 1 | 0 | 0 |
| | | OH | 0 | 0 | 0 | 1 | 0 |
| | | Other | 0 | 0 | 1 | 0 | 0 |
| | | PULASKI | 2 | 0 | 1 | 2 | 0 |
| | | RUSSELL | 7 | 11 | 26 | 47 | 0 |
| | | WAYNE | 0 | 1 | 0 | 0 | 0 |
| | | Total | 10 | 14 | 37 | 53 | 0 |
| | Green Hill Rehabilitation and Care | ADAIR | 4 | 2 | 3 | 3 | 0 |
| | | GREEN | 2 | 11 | 17 | 27 | 0 |
| | | HARDIN | 0 | 0 | 2 | 0 | 0 |
| | | LARUE | 0 | 1 | 0 | 1 | 0 |
| | | MARION | 0 | 0 | 1 | 0 | 0 |
| | | METCALFE | 0 | 1 | 0 | 0 | 0 |
| | | PULASKI | 0 | 0 | 1 | 0 | 0 |
| | | RUSSELL | 0 | 1 | 1 | 0 | 0 |
| | | TAYLOR | 5 | 7 | 8 | 11 | 0 |
| | | Total | 11 | 23 | 33 | 42 | 0 |
| | Hicks' Golden Years Nursing Home | CLINTON | 0 | 0 | 2 | 0 | 0 |
| | | FAYETTE | 0 | 0 | 1 | 0 | 0 |
| | | MCCREARY | 0 | 0 | 0 | 1 | 0 |
| | | PULASKI | 1 | 2 | 4 | 1 | 0 |
| | | RUSSELL | 1 | 0 | 0 | 0 | 0 |
| | | WAYNE | 7 | 6 | 13 | 18 | 0 |
| | | Total | 9 | 8 | 20 | 20 | 0 |
| | Lake Cumberland Regional Hospital | BELL | 1 | 0 | 0 | 0 | 0 |
| | | PULASKI | 1 | 0 | 3 | 3 | 0 |
| | | RUSSELL | 0 | 0 | 0 | 1 | 0 |
| | | WAYNE | 1 | 0 | 0 | 1 | 0 |
| | | Total | 3 | 0 | 3 | 5 | 0 |
| | Liberty Care and Rehabilitation Center | BOYLE | 1 | 0 | 0 | 2 | 0 |
| | | CASEY | 3 | 9 | 20 | 39 | 0 |
| | | GARRARD | 0 | 0 | 0 | 1 | 0 |
| | | LINCOLN | 0 | 0 | 0 | 2 | 0 |
| | | MADISON | 0 | 0 | 0 | 1 | 0 |

2017 ANNUAL KENTUCKY LONG TERM CARE UTILIZATION AND SERVICE REPORT

Table 30 - 2017 Kentucky Long Term Care Facility Patient Origin

| ADD | Facility Name | Patient County | Under 65 | 65-74 | 75-84 | Over 85 | Unknown |
|-----|-----------------------------------------------|----------------|-----------|-----------|-----------|-----------|----------|
| | | METCALFE | 0 | 1 | 0 | 0 | 0 |
| | | PULASKI | 0 | 2 | 0 | 0 | 0 |
| | | RUSSELL | 0 | 0 | 2 | 3 | 0 |
| | | TAYLOR | 0 | 1 | 0 | 1 | 0 |
| | | Total | 4 | 13 | 22 | 49 | 0 |
| | Signature Healthcare At Summit Manor Rehab | | | | | | |
| | | ADAIR | 10 | 11 | 27 | 28 | 0 |
| | | BARREN | 0 | 1 | 0 | 0 | 0 |
| | | JEFFERSON | 0 | 2 | 0 | 0 | 0 |
| | | MARION | 0 | 0 | 1 | 0 | 0 |
| | | RUSSELL | 0 | 5 | 2 | 2 | 0 |
| | | SPENCER | 0 | 0 | 1 | 0 | 0 |
| | | TAYLOR | 0 | 2 | 0 | 2 | 0 |
| | | WARREN | 0 | 0 | 1 | 0 | 0 |
| | | Total | 10 | 21 | 32 | 32 | 0 |
| | Signature Healthcare of McCreary County Rehab | | | | | | |
| | | LAUREL | 1 | 0 | 0 | 0 | 0 |
| | | MCCREARY | 3 | 6 | 12 | 6 | 0 |
| | | PULASKI | 3 | 1 | 4 | 3 | 0 |
| | | TN | 0 | 0 | 3 | 3 | 0 |
| | | WAYNE | 0 | 0 | 3 | 0 | 0 |
| | | WHITLEY | 0 | 1 | 2 | 1 | 0 |
| | | Total | 7 | 8 | 24 | 13 | 0 |
| | Somerset Nursing and Rehabilitation Facility | | | | | | |
| | | CASEY | 0 | 0 | 1 | 0 | 0 |
| | | GRANT | 0 | 0 | 1 | 0 | 0 |
| | | HARDIN | 0 | 1 | 0 | 0 | 0 |
| | | LINCOLN | 0 | 1 | 1 | 0 | 0 |
| | | MCCREARY | 0 | 0 | 0 | 1 | 0 |
| | | OH | 0 | 0 | 0 | 1 | 0 |
| | | PULASKI | 6 | 12 | 40 | 44 | 0 |
| | | RUSSELL | 0 | 0 | 1 | 0 | 0 |
| | | WAYNE | 0 | 0 | 2 | 4 | 0 |
| | | Total | 6 | 14 | 46 | 50 | 0 |
| | Somerwoods Nursing and Rehabilitation | | | | | | |
| | | ADAIR | 0 | 1 | 0 | 0 | 0 |
| | | CAMPBELL | 0 | 0 | 0 | 1 | 0 |
| | | CLINTON | 0 | 0 | 1 | 0 | 0 |
| | | JEFFERSON | 0 | 1 | 0 | 0 | 0 |
| | | LAUREL | 0 | 2 | 1 | 0 | 0 |
| | | MCCREARY | 1 | 0 | 1 | 1 | 0 |
| | | PULASKI | 12 | 19 | 30 | 46 | 0 |
| | | ROCKCASTLE | 1 | 0 | 0 | 0 | 0 |

2017 ANNUAL KENTUCKY LONG TERM CARE UTILIZATION AND SERVICE REPORT

Table 30 - 2017 Kentucky Long Term Care Facility Patient Origin

| ADD | Facility Name | Patient County | Under 65 | 65-74 | 75-84 | Over 85 | Unknown |
|---------|---------------------------------------------------|---------------------|------------|------------|------------|------------|----------|
| | | RUSSELL | 2 | 0 | 0 | 0 | 0 |
| | | TAYLOR | 1 | 0 | 0 | 0 | 0 |
| | | WAYNE | 0 | 1 | 2 | 2 | 0 |
| | | Total | 17 | 24 | 35 | 50 | 0 |
| | The Grandview Nursing and Rehabilitation Facility | ADAIR | 1 | 0 | 1 | 4 | 0 |
| | | CASEY | 0 | 0 | 1 | 0 | 0 |
| | | GREEN | 0 | 0 | 3 | 4 | 0 |
| | | MARION | 0 | 2 | 1 | 0 | 0 |
| | | TAYLOR | 1 | 8 | 17 | 31 | 0 |
| | | Total | 2 | 10 | 23 | 39 | 0 |
| | | ADD:14 Total | 106 | 183 | 364 | 451 | 0 |
| ADD: 15 | BLUEGRASS | | | | | | |
| | Berea Health Care Center | BOYD | 0 | 0 | 0 | 1 | 0 |
| | | CLARK | 0 | 0 | 1 | 0 | 0 |
| | | FAYETTE | 0 | 1 | 1 | 1 | 0 |
| | | GARRARD | 0 | 0 | 1 | 1 | 0 |
| | | JACKSON | 0 | 1 | 2 | 2 | 0 |
| | | LAUREL | 1 | 0 | 0 | 0 | 0 |
| | | LESLIE | 0 | 0 | 0 | 1 | 0 |
| | | MADISON | 7 | 6 | 7 | 23 | 0 |
| | | Other | 0 | 2 | 3 | 11 | 0 |
| | | PERRY | 1 | 0 | 0 | 0 | 0 |
| | | ROCKCASTLE | 0 | 1 | 1 | 3 | 0 |
| | | WHITLEY | 1 | 0 | 0 | 0 | 0 |
| | | Total | 10 | 11 | 16 | 43 | 0 |
| | Bluegrass Care and Rehabilitation Center | BOURBON | 0 | 1 | 0 | 0 | 0 |
| | | CLARK | 0 | 0 | 0 | 1 | 0 |
| | | FAYETTE | 5 | 12 | 24 | 24 | 0 |
| | | GRAYSON | 1 | 0 | 0 | 0 | 0 |
| | | HART | 1 | 0 | 0 | 0 | 0 |
| | | JESSAMINE | 1 | 2 | 2 | 2 | 0 |
| | | LEWIS | 1 | 0 | 0 | 0 | 0 |
| | | LINCOLN | 1 | 0 | 0 | 0 | 0 |
| | | MADISON | 1 | 0 | 1 | 0 | 0 |
| | | MCCREARY | 1 | 0 | 0 | 0 | 0 |
| | | Other | 1 | 1 | 0 | 0 | 0 |
| | | OWEN | 1 | 0 | 0 | 0 | 0 |
| | | PULASKI | 0 | 1 | 1 | 0 | 0 |
| | | ROCKCASTLE | 0 | 0 | 1 | 0 | 0 |
| | | SCOTT | 1 | 1 | 0 | 0 | 0 |

2017 ANNUAL KENTUCKY LONG TERM CARE UTILIZATION AND SERVICE REPORT

Table 30 - 2017 Kentucky Long Term Care Facility Patient Origin

| ADD | Facility Name | Patient County | Under 65 | 65-74 | 75-84 | Over 85 | Unknown |
|-----|---------------------------------------------------|----------------|-----------|-----------|-----------|-----------|----------|
| | | SHELBY | 0 | 0 | 0 | 1 | 0 |
| | | WOODFORD | 0 | 1 | 0 | 0 | 0 |
| | | Total | 15 | 19 | 29 | 28 | 0 |
| | Bourbon Heights | BATH | 0 | 1 | 1 | 0 | 0 |
| | | BOURBON | 6 | 8 | 17 | 20 | 0 |
| | | BRECKINRIDGE | 0 | 0 | 0 | 1 | 0 |
| | | CLARK | 0 | 1 | 1 | 0 | 0 |
| | | CLINTON | 0 | 0 | 0 | 1 | 0 |
| | | FAYETTE | 0 | 1 | 0 | 2 | 0 |
| | | FLEMING | 0 | 0 | 0 | 1 | 0 |
| | | HARRISON | 0 | 0 | 2 | 1 | 0 |
| | | IN | 0 | 0 | 1 | 0 | 0 |
| | | JACKSON | 0 | 0 | 1 | 0 | 0 |
| | | JEFFERSON | 0 | 0 | 0 | 1 | 0 |
| | | KENTON | 0 | 0 | 0 | 1 | 0 |
| | | LEE | 0 | 0 | 1 | 0 | 0 |
| | | MADISON | 0 | 0 | 1 | 0 | 0 |
| | | MASON | 0 | 0 | 0 | 1 | 0 |
| | | MONTGOMERY | 0 | 1 | 0 | 0 | 0 |
| | | NICHOLAS | 0 | 0 | 1 | 4 | 0 |
| | | OH | 0 | 1 | 0 | 0 | 0 |
| | | Other | 0 | 0 | 0 | 2 | 0 |
| | | PENDLETON | 0 | 0 | 0 | 1 | 0 |
| | | PIKE | 0 | 0 | 1 | 0 | 0 |
| | | POWELL | 0 | 0 | 0 | 2 | 0 |
| | | ROWAN | 0 | 0 | 1 | 0 | 0 |
| | | SCOTT | 0 | 0 | 0 | 1 | 0 |
| | | SHELBY | 1 | 0 | 0 | 0 | 0 |
| | | TN | 0 | 1 | 1 | 0 | 0 |
| | | WEBSTER | 0 | 0 | 0 | 1 | 0 |
| | | WOLFE | 0 | 0 | 0 | 1 | 0 |
| | | WOODFORD | 0 | 0 | 0 | 1 | 0 |
| | | WV | 0 | 0 | 0 | 1 | 0 |
| | | Total | 7 | 14 | 29 | 43 | 0 |
| | Bradford Square Rehabilitation and Nursing Center | ANDERSON | 2 | 3 | 4 | 3 | 0 |
| | | FAYETTE | 5 | 5 | 6 | 5 | 0 |
| | | FRANKLIN | 9 | 10 | 18 | 13 | 0 |
| | | JESSAMINE | 0 | 0 | 3 | 1 | 0 |
| | | Other | 0 | 0 | 0 | 2 | 0 |
| | | OWEN | 0 | 1 | 1 | 1 | 0 |

2017 ANNUAL KENTUCKY LONG TERM CARE UTILIZATION AND SERVICE REPORT

Table 30 - 2017 Kentucky Long Term Care Facility Patient Origin

| ADD | Facility Name | Patient County | Under 65 | 65-74 | 75-84 | Over 85 | Unknown |
|-----|------------------------------|----------------|-----------|-----------|-----------|-----------|-----------|
| | | PULASKI | 0 | 0 | 0 | 1 | 0 |
| | | SHELBY | 0 | 1 | 1 | 0 | 0 |
| | | Total | 16 | 20 | 33 | 26 | 0 |
| | Brookdale Richmond Place SNF | BOURBON | 0 | 1 | 0 | 0 | 0 |
| | | CLARK | 0 | 0 | 1 | 1 | 0 |
| | | FAYETTE | 6 | 9 | 19 | 37 | 0 |
| | | FRANKLIN | 0 | 0 | 0 | 1 | 0 |
| | | JESSAMINE | 0 | 1 | 2 | 1 | 0 |
| | | LINCOLN | 0 | 0 | 1 | 0 | 0 |
| | | MADISON | 1 | 1 | 2 | 2 | 0 |
| | | MONTGOMERY | 0 | 1 | 0 | 0 | 0 |
| | | PIKE | 0 | 0 | 1 | 0 | 0 |
| | | WOODFORD | 0 | 0 | 0 | 1 | 0 |
| | | Total | 7 | 13 | 26 | 43 | 0 |
| | Cambridge Place | CLARK | 1 | 3 | 0 | 0 | 0 |
| | | FAYETTE | 8 | 9 | 15 | 16 | 0 |
| | | FRANKLIN | 1 | 1 | 1 | 0 | 0 |
| | | HARLAN | 0 | 0 | 1 | 0 | 0 |
| | | HARRISON | 2 | 2 | 0 | 0 | 0 |
| | | JEFFERSON | 1 | 0 | 0 | 0 | 0 |
| | | JESSAMINE | 1 | 4 | 3 | 0 | 0 |
| | | KNOX | 0 | 1 | 0 | 0 | 0 |
| | | MADISON | 0 | 1 | 1 | 0 | 0 |
| | | Other | 0 | 0 | 0 | 0 | 18 |
| | | PENDLETON | 0 | 1 | 0 | 0 | 0 |
| | | SCOTT | 2 | 0 | 1 | 2 | 0 |
| | | WAYNE | 0 | 0 | 1 | 1 | 0 |
| | | WOODFORD | 0 | 0 | 0 | 1 | 0 |
| | | Total | 16 | 22 | 23 | 20 | 18 |
| | Cardinal Hill Rehab Unit | ANDERSON | 0 | 0 | 0 | 1 | 0 |
| | | BOYLE | 1 | 0 | 0 | 0 | 0 |
| | | ESTILL | 0 | 0 | 1 | 0 | 0 |
| | | FAYETTE | 0 | 3 | 2 | 8 | 0 |
| | | FRANKLIN | 0 | 0 | 1 | 0 | 0 |
| | | GARRARD | 0 | 1 | 0 | 0 | 0 |
| | | GRANT | 0 | 0 | 1 | 0 | 0 |
| | | JESSAMINE | 0 | 1 | 0 | 2 | 0 |
| | | MADISON | 0 | 1 | 0 | 0 | 0 |
| | | MONTGOMERY | 0 | 0 | 1 | 0 | 0 |
| | | PIKE | 0 | 0 | 0 | 1 | 0 |

2017 ANNUAL KENTUCKY LONG TERM CARE UTILIZATION AND SERVICE REPORT

Table 30 - 2017 Kentucky Long Term Care Facility Patient Origin

| ADD | Facility Name | Patient County | Under 65 | 65-74 | 75-84 | Over 85 | Unknown |
|-----|------------------------------------|----------------|----------|----------|-----------|-----------|----------|
| | | ROCKCASTLE | 0 | 0 | 1 | 0 | 0 |
| | | SCOTT | 0 | 2 | 1 | 1 | 0 |
| | | WOODFORD | 0 | 1 | 2 | 0 | 0 |
| | | Total | 1 | 9 | 10 | 13 | 0 |
| | Cedar Ridge Health Campus | BOURBON | 0 | 2 | 4 | 1 | 0 |
| | | BRACKEN | 0 | 1 | 0 | 0 | 0 |
| | | FAYETTE | 0 | 0 | 0 | 2 | 0 |
| | | FLOYD | 0 | 0 | 1 | 0 | 0 |
| | | HARRISON | 1 | 4 | 3 | 24 | 0 |
| | | MASON | 0 | 0 | 1 | 0 | 0 |
| | | Other | 0 | 0 | 1 | 0 | 0 |
| | | PENDLETON | 0 | 0 | 0 | 3 | 0 |
| | | ROBERTSON | 0 | 0 | 1 | 0 | 0 |
| | | SHELBY | 0 | 0 | 0 | 1 | 0 |
| | | Total | 1 | 7 | 11 | 31 | 0 |
| | Charleston Health Care Center | ADAIR | 0 | 0 | 1 | 0 | 0 |
| | | BOYD | 0 | 0 | 1 | 0 | 0 |
| | | BOYLE | 1 | 3 | 16 | 36 | 0 |
| | | CASEY | 0 | 0 | 1 | 0 | 0 |
| | | FAYETTE | 0 | 0 | 0 | 2 | 0 |
| | | FRANKLIN | 0 | 0 | 1 | 0 | 0 |
| | | GARRARD | 0 | 2 | 1 | 4 | 0 |
| | | LINCOLN | 0 | 0 | 2 | 1 | 0 |
| | | MARION | 0 | 0 | 0 | 2 | 0 |
| | | MCCREARY | 1 | 0 | 0 | 0 | 0 |
| | | MERCER | 0 | 0 | 1 | 4 | 0 |
| | | NELSON | 0 | 0 | 1 | 0 | 0 |
| | | PIKE | 0 | 0 | 0 | 1 | 0 |
| | | POWELL | 0 | 0 | 0 | 1 | 0 |
| | | PULASKI | 0 | 0 | 2 | 0 | 0 |
| | | WASHINGTON | 1 | 0 | 0 | 1 | 0 |
| | | WAYNE | 0 | 0 | 1 | 0 | 0 |
| | | Total | 3 | 5 | 28 | 52 | 0 |
| | Christian Care Center of Lancaster | BOYLE | 3 | 2 | 4 | 3 | 0 |
| | | GARRARD | 6 | 3 | 17 | 27 | 0 |
| | | JESSAMINE | 0 | 1 | 1 | 1 | 0 |
| | | LINCOLN | 2 | 7 | 4 | 4 | 0 |
| | | MASON | 1 | 1 | 1 | 0 | 0 |
| | | PULASKI | 0 | 0 | 2 | 0 | 0 |
| | | ROCKCASTLE | 0 | 2 | 0 | 0 | 0 |

2017 ANNUAL KENTUCKY LONG TERM CARE UTILIZATION AND SERVICE REPORT

Table 30 - 2017 Kentucky Long Term Care Facility Patient Origin

| ADD | Facility Name | Patient County | Under 65 | 65-74 | 75-84 | Over 85 | Unknown |
|-----|------------------------------------------------------|----------------|-----------|-----------|-----------|-----------|----------|
| | | RUSSELL | 0 | 0 | 1 | 0 | 0 |
| | | TN | 0 | 1 | 0 | 0 | 0 |
| | | Total | 12 | 17 | 30 | 35 | 0 |
| | Clark Regional Medical Center Transitional Care Unit | CLARK | 0 | 2 | 3 | 6 | 0 |
| | | LEE | 0 | 0 | 0 | 1 | 0 |
| | | MONTGOMERY | 1 | 0 | 0 | 1 | 0 |
| | | Total | 1 | 2 | 3 | 8 | 0 |
| | Danville Center For Health | BOYLE | 5 | 4 | 16 | 13 | 0 |
| | | CASEY | 0 | 0 | 3 | 4 | 0 |
| | | CLARK | 0 | 0 | 0 | 1 | 0 |
| | | FAYETTE | 1 | 2 | 1 | 0 | 0 |
| | | FRANKLIN | 0 | 1 | 0 | 0 | 0 |
| | | GARRARD | 0 | 1 | 2 | 3 | 0 |
| | | JACKSON | 0 | 1 | 0 | 0 | 0 |
| | | JESSAMINE | 1 | 0 | 1 | 3 | 0 |
| | | LAUREL | 0 | 0 | 0 | 1 | 0 |
| | | LINCOLN | 3 | 3 | 5 | 4 | 0 |
| | | MADISON | 2 | 1 | 0 | 0 | 0 |
| | | MARION | 0 | 0 | 1 | 0 | 0 |
| | | MCCREARY | 0 | 0 | 0 | 1 | 0 |
| | | MERCER | 3 | 0 | 3 | 2 | 0 |
| | | Other | 0 | 1 | 0 | 0 | 0 |
| | | PULASKI | 1 | 1 | 2 | 0 | 0 |
| | | ROCKCASTLE | 0 | 0 | 1 | 0 | 0 |
| | | WASHINGTON | 0 | 0 | 1 | 1 | 0 |
| | | WOODFORD | 0 | 0 | 1 | 0 | 0 |
| | | Total | 16 | 15 | 37 | 33 | 0 |
| | Diversicare of Nicholasville | CLARK | 0 | 0 | 1 | 1 | 0 |
| | | FAYETTE | 0 | 1 | 4 | 1 | 0 |
| | | FLEMING | 0 | 0 | 1 | 0 | 0 |
| | | GARRARD | 0 | 0 | 0 | 1 | 0 |
| | | JEFFERSON | 0 | 0 | 0 | 1 | 0 |
| | | JESSAMINE | 4 | 14 | 14 | 17 | 0 |
| | | JOHNSON | 1 | 0 | 0 | 0 | 0 |
| | | OWEN | 0 | 0 | 1 | 0 | 0 |
| | | ROCKCASTLE | 0 | 1 | 0 | 0 | 0 |
| | | Total | 5 | 16 | 21 | 21 | 0 |
| | Dover Manor | BOURBON | 0 | 2 | 3 | 0 | 0 |
| | | FAYETTE | 0 | 0 | 11 | 6 | 0 |

2017 ANNUAL KENTUCKY LONG TERM CARE UTILIZATION AND SERVICE REPORT

Table 30 - 2017 Kentucky Long Term Care Facility Patient Origin

| ADD | Facility Name | Patient County | Under 65 | 65-74 | 75-84 | Over 85 | Unknown |
|-----|----------------------------------------------------|----------------|-----------|-----------|-----------|-----------|----------|
| | | Other | 0 | 0 | 0 | 1 | 0 |
| | | SCOTT | 1 | 4 | 9 | 41 | 0 |
| | | Total | 1 | 6 | 23 | 48 | 0 |
| | Eastern State Hosp Long Term Acquired Brain Injury | | | | | | |
| | | BOYLE | 0 | 1 | 0 | 0 | 0 |
| | | CLINTON | 0 | 1 | 0 | 0 | 0 |
| | | FAYETTE | 6 | 3 | 1 | 0 | 0 |
| | | JEFFERSON | 3 | 0 | 0 | 0 | 0 |
| | | MERCER | 1 | 0 | 0 | 0 | 0 |
| | | Total | 10 | 5 | 1 | 0 | 0 |
| | Edgemont Healthcare | | | | | | |
| | | BOURBON | 1 | 0 | 2 | 0 | 0 |
| | | BREATHITT | 0 | 0 | 1 | 0 | 0 |
| | | CAMPBELL | 0 | 0 | 0 | 1 | 0 |
| | | CLARK | 1 | 1 | 0 | 0 | 0 |
| | | FAYETTE | 1 | 1 | 1 | 1 | 0 |
| | | FRANKLIN | 0 | 0 | 1 | 0 | 0 |
| | | HARRISON | 10 | 12 | 8 | 7 | 0 |
| | | KENTON | 1 | 1 | 0 | 0 | 0 |
| | | NICHOLAS | 0 | 1 | 0 | 0 | 0 |
| | | SCOTT | 1 | 1 | 1 | 0 | 0 |
| | | Total | 15 | 17 | 14 | 9 | 0 |
| | Fountain Circle Care and Rehab Ctr | | | | | | |
| | | ADAIR | 1 | 0 | 0 | 0 | 0 |
| | | BATH | 1 | 2 | 0 | 1 | 0 |
| | | BOURBON | 0 | 3 | 0 | 0 | 0 |
| | | BRACKEN | 0 | 1 | 0 | 0 | 0 |
| | | CLARK | 11 | 15 | 23 | 18 | 0 |
| | | ESTILL | 0 | 1 | 1 | 0 | 0 |
| | | FAYETTE | 5 | 8 | 7 | 5 | 0 |
| | | FLOYD | 1 | 0 | 0 | 0 | 0 |
| | | FRANKLIN | 0 | 1 | 0 | 0 | 0 |
| | | GARRARD | 0 | 0 | 1 | 2 | 0 |
| | | JESSAMINE | 0 | 0 | 3 | 0 | 0 |
| | | JOHNSON | 0 | 0 | 1 | 0 | 0 |
| | | KENTON | 1 | 0 | 0 | 0 | 0 |
| | | LINCOLN | 0 | 1 | 1 | 1 | 0 |
| | | MADISON | 1 | 1 | 2 | 2 | 0 |
| | | MCCREARY | 1 | 0 | 0 | 0 | 0 |
| | | MONTGOMERY | 0 | 1 | 5 | 3 | 0 |
| | | NICHOLAS | 1 | 0 | 0 | 0 | 0 |
| | | POWELL | 0 | 0 | 1 | 1 | 0 |
| | | ROCKCASTLE | 1 | 0 | 0 | 0 | 0 |

2017 ANNUAL KENTUCKY LONG TERM CARE UTILIZATION AND SERVICE REPORT

Table 30 - 2017 Kentucky Long Term Care Facility Patient Origin

| ADD | Facility Name | Patient County | Under 65 | 65-74 | 75-84 | Over 85 | Unknown |
|-----|-----------------------------------|----------------|-----------|-----------|-----------|-----------|----------|
| | | ROWAN | 1 | 0 | 0 | 0 | 0 |
| | | WOLFE | 0 | 0 | 1 | 0 | 0 |
| | | Total | 25 | 34 | 46 | 33 | 0 |
| | Frankfort Care and Rehabilitation | ANDERSON | 2 | 1 | 0 | 1 | 0 |
| | | FAYETTE | 1 | 1 | 0 | 1 | 0 |
| | | FRANKLIN | 5 | 10 | 26 | 26 | 0 |
| | | HARDIN | 0 | 1 | 0 | 0 | 0 |
| | | HART | 0 | 0 | 1 | 0 | 0 |
| | | LAUREL | 1 | 1 | 0 | 0 | 0 |
| | | MADISON | 0 | 1 | 0 | 0 | 0 |
| | | MERCER | 1 | 0 | 0 | 0 | 0 |
| | | PULASKI | 1 | 0 | 1 | 0 | 0 |
| | | WOODFORD | 1 | 3 | 0 | 1 | 0 |
| | | Total | 12 | 18 | 28 | 29 | 0 |
| | Grand Haven Nursing Home | ANDERSON | 1 | 0 | 0 | 0 | 0 |
| | | BOONE | 0 | 0 | 1 | 0 | 0 |
| | | BOURBON | 1 | 1 | 1 | 0 | 0 |
| | | CARROLL | 0 | 0 | 0 | 1 | 0 |
| | | DAVISS | 1 | 0 | 0 | 0 | 0 |
| | | FAYETTE | 1 | 0 | 0 | 0 | 0 |
| | | HARRISON | 4 | 4 | 9 | 12 | 0 |
| | | KNOX | 0 | 1 | 0 | 0 | 0 |
| | | MONTGOMERY | 1 | 0 | 0 | 0 | 0 |
| | | NICHOLAS | 2 | 0 | 0 | 0 | 0 |
| | | Other | 0 | 0 | 0 | 1 | 0 |
| | | PENDLETON | 0 | 0 | 1 | 1 | 0 |
| | | SCOTT | 1 | 3 | 1 | 1 | 0 |
| | | WOODFORD | 1 | 0 | 0 | 0 | 0 |
| | | Total | 13 | 9 | 13 | 16 | 0 |
| | Harrodsburg Health & Rehab Ctr | ANDERSON | 0 | 0 | 1 | 0 | 0 |
| | | BOURBON | 0 | 1 | 0 | 0 | 0 |
| | | BOYLE | 2 | 4 | 6 | 2 | 0 |
| | | CASEY | 1 | 0 | 0 | 0 | 0 |
| | | FAYETTE | 1 | 2 | 2 | 0 | 0 |
| | | FRANKLIN | 0 | 1 | 0 | 0 | 0 |
| | | GARRARD | 1 | 0 | 0 | 1 | 0 |
| | | JESSAMINE | 0 | 0 | 0 | 2 | 0 |
| | | LINCOLN | 0 | 0 | 0 | 2 | 0 |
| | | MERCER | 8 | 8 | 24 | 16 | 0 |
| | | Other | 0 | 1 | 2 | 1 | 0 |

2017 ANNUAL KENTUCKY LONG TERM CARE UTILIZATION AND SERVICE REPORT

Table 30 - 2017 Kentucky Long Term Care Facility Patient Origin

| ADD | Facility Name | Patient County | Under 65 | 65-74 | 75-84 | Over 85 | Unknown |
|-----|------------------------------------------|----------------|-----------|-----------|-----------|-----------|----------|
| | | PULASKI | 1 | 1 | 0 | 0 | 0 |
| | | SCOTT | 1 | 0 | 0 | 0 | 0 |
| | | TAYLOR | 0 | 0 | 0 | 1 | 0 |
| | | WASHINGTON | 0 | 0 | 4 | 0 | 0 |
| | | WOODFORD | 0 | 1 | 1 | 0 | 0 |
| | | Total | 15 | 19 | 40 | 25 | 0 |
| | Irvine Nursing and Rehabilitation | ESTILL | 9 | 8 | 19 | 13 | 0 |
| | | FAYETTE | 2 | 0 | 1 | 0 | 0 |
| | | HARRISON | 0 | 0 | 0 | 1 | 0 |
| | | JACKSON | 0 | 0 | 0 | 2 | 0 |
| | | LAUREL | 0 | 0 | 0 | 1 | 0 |
| | | LEE | 0 | 0 | 2 | 0 | 0 |
| | | MADISON | 3 | 5 | 1 | 8 | 0 |
| | | MAGOFFIN | 1 | 0 | 0 | 0 | 0 |
| | | MORGAN | 0 | 1 | 0 | 0 | 0 |
| | | OLDHAM | 0 | 0 | 1 | 0 | 0 |
| | | POWELL | 1 | 0 | 0 | 0 | 0 |
| | | ROCKCASTLE | 0 | 1 | 0 | 0 | 0 |
| | | ROWAN | 0 | 0 | 1 | 0 | 0 |
| | | RUSSELL | 1 | 0 | 0 | 0 | 0 |
| | | WARREN | 1 | 0 | 0 | 0 | 0 |
| | | WOLFE | 0 | 1 | 0 | 0 | 0 |
| | | Total | 18 | 16 | 25 | 25 | 0 |
| | Johnson Mathers Nursing Home | BATH | 0 | 0 | 1 | 0 | 0 |
| | | BOURBON | 0 | 1 | 2 | 5 | 0 |
| | | FAYETTE | 2 | 0 | 4 | 3 | 0 |
| | | FLEMING | 1 | 1 | 2 | 1 | 0 |
| | | FRANKLIN | 0 | 0 | 0 | 1 | 0 |
| | | HARRISON | 3 | 1 | 4 | 3 | 0 |
| | | JEFFERSON | 2 | 0 | 0 | 0 | 0 |
| | | JESSAMINE | 0 | 0 | 0 | 1 | 0 |
| | | KENTON | 0 | 0 | 0 | 1 | 0 |
| | | MONTGOMERY | 0 | 0 | 1 | 2 | 0 |
| | | MORGAN | 0 | 0 | 1 | 0 | 0 |
| | | NICHOLAS | 2 | 8 | 10 | 15 | 0 |
| | | ROBERTSON | 0 | 1 | 0 | 0 | 0 |
| | | SCOTT | 0 | 0 | 0 | 1 | 0 |
| | | Total | 10 | 12 | 25 | 33 | 0 |
| | Kenwood Health and Rehabilitation Center | CLARK | 2 | 1 | 1 | 0 | 0 |
| | | ESTILL | 0 | 0 | 1 | 1 | 0 |

2017 ANNUAL KENTUCKY LONG TERM CARE UTILIZATION AND SERVICE REPORT

Table 30 - 2017 Kentucky Long Term Care Facility Patient Origin

| ADD | Facility Name | Patient County | Under 65 | 65-74 | 75-84 | Over 85 | Unknown |
|-----|------------------------------------------|----------------|-----------|-----------|-----------|-----------|----------|
| | | FAYETTE | 1 | 0 | 1 | 0 | 0 |
| | | FRANKLIN | 0 | 1 | 0 | 0 | 0 |
| | | HARRISON | 0 | 0 | 0 | 1 | 0 |
| | | JACKSON | 0 | 0 | 0 | 1 | 0 |
| | | LEE | 0 | 0 | 1 | 0 | 0 |
| | | MADISON | 6 | 13 | 21 | 30 | 0 |
| | | ROCKCASTLE | 0 | 1 | 0 | 1 | 0 |
| | | Total | 9 | 16 | 25 | 34 | 0 |
| | Lexington Country Place | BOURBON | 0 | 0 | 0 | 1 | 0 |
| | | BOYLE | 0 | 0 | 0 | 1 | 0 |
| | | FAYETTE | 3 | 0 | 3 | 60 | 0 |
| | | FRANKLIN | 0 | 0 | 0 | 4 | 0 |
| | | JEFFERSON | 0 | 0 | 0 | 1 | 0 |
| | | JESSAMINE | 0 | 1 | 0 | 1 | 0 |
| | | LAUREL | 0 | 1 | 0 | 0 | 0 |
| | | LETCHER | 0 | 1 | 0 | 0 | 0 |
| | | MADISON | 1 | 0 | 0 | 0 | 0 |
| | | MONTGOMERY | 0 | 0 | 1 | 0 | 0 |
| | | Other | 0 | 0 | 0 | 1 | 0 |
| | | PIKE | 0 | 1 | 0 | 0 | 0 |
| | | WOODFORD | 0 | 0 | 0 | 2 | 0 |
| | | Total | 4 | 4 | 4 | 71 | 0 |
| | Madison Health and Rehabilitation Center | CLARK | 0 | 0 | 1 | 0 | 0 |
| | | ESTILL | 1 | 0 | 1 | 1 | 0 |
| | | FAYETTE | 2 | 2 | 3 | 3 | 0 |
| | | FRANKLIN | 0 | 0 | 0 | 1 | 0 |
| | | GARRARD | 0 | 0 | 1 | 0 | 0 |
| | | JACKSON | 0 | 0 | 2 | 1 | 0 |
| | | JESSAMINE | 0 | 1 | 0 | 0 | 0 |
| | | LAUREL | 0 | 0 | 1 | 2 | 0 |
| | | LETCHER | 1 | 0 | 0 | 0 | 0 |
| | | MADISON | 4 | 16 | 22 | 13 | 0 |
| | | OWEN | 0 | 0 | 0 | 1 | 0 |
| | | PULASKI | 1 | 1 | 0 | 0 | 0 |
| | | ROCKCASTLE | 1 | 3 | 3 | 0 | 0 |
| | | Total | 10 | 23 | 34 | 22 | 0 |
| | Mayfair Manor | BOURBON | 0 | 1 | 0 | 0 | 0 |
| | | CASEY | 0 | 0 | 0 | 1 | 0 |
| | | CLARK | 1 | 0 | 0 | 0 | 0 |
| | | FAYETTE | 12 | 8 | 13 | 32 | 0 |

2017 ANNUAL KENTUCKY LONG TERM CARE UTILIZATION AND SERVICE REPORT

Table 30 - 2017 Kentucky Long Term Care Facility Patient Origin

| ADD | Facility Name | Patient County | Under 65 | 65-74 | 75-84 | Over 85 | Unknown |
|-----|----------------------------------------|----------------|-----------|-----------|-----------|-----------|----------|
| | | JEFFERSON | 0 | 1 | 0 | 0 | 0 |
| | | JESSAMINE | 2 | 1 | 1 | 3 | 0 |
| | | LETCHER | 0 | 0 | 1 | 0 | 0 |
| | | LINCOLN | 0 | 0 | 0 | 1 | 0 |
| | | MADISON | 0 | 0 | 1 | 1 | 0 |
| | | MONTGOMERY | 1 | 0 | 0 | 0 | 0 |
| | | Other | 1 | 0 | 0 | 0 | 0 |
| | | OWEN | 0 | 0 | 0 | 1 | 0 |
| | | ROWAN | 0 | 0 | 1 | 0 | 0 |
| | | WOODFORD | 1 | 0 | 0 | 0 | 0 |
| | | Total | 18 | 11 | 17 | 39 | 0 |
| | Northpoint Lexington Healthcare Center | BOURBON | 0 | 0 | 0 | 1 | 0 |
| | | BOYLE | 2 | 0 | 0 | 1 | 0 |
| | | BREATHITT | 0 | 1 | 0 | 0 | 0 |
| | | CLARK | 0 | 0 | 2 | 2 | 0 |
| | | FAYETTE | 12 | 13 | 39 | 39 | 0 |
| | | HARRISON | 1 | 0 | 0 | 0 | 0 |
| | | IL | 0 | 0 | 0 | 1 | 0 |
| | | JESSAMINE | 2 | 0 | 8 | 4 | 0 |
| | | LETCHER | 0 | 0 | 0 | 1 | 0 |
| | | MADISON | 0 | 2 | 1 | 1 | 0 |
| | | MASON | 0 | 0 | 1 | 0 | 0 |
| | | MONTGOMERY | 0 | 0 | 1 | 0 | 0 |
| | | OH | 1 | 0 | 0 | 0 | 0 |
| | | PERRY | 0 | 1 | 0 | 0 | 0 |
| | | POWELL | 1 | 0 | 0 | 0 | 0 |
| | | PULASKI | 0 | 0 | 1 | 0 | 0 |
| | | ROWAN | 0 | 0 | 0 | 1 | 0 |
| | | WOODFORD | 0 | 0 | 1 | 0 | 0 |
| | | Total | 19 | 17 | 54 | 51 | 0 |
| | Providence Homestead | BOURBON | 0 | 1 | 0 | 1 | 0 |
| | | CARTER | 0 | 0 | 1 | 0 | 0 |
| | | CLAY | 0 | 0 | 0 | 1 | 0 |
| | | FAYETTE | 10 | 16 | 31 | 34 | 0 |
| | | FRANKLIN | 0 | 1 | 1 | 1 | 0 |
| | | GREENUP | 1 | 0 | 0 | 0 | 0 |
| | | HARRISON | 0 | 0 | 1 | 0 | 0 |
| | | JEFFERSON | 0 | 0 | 1 | 1 | 0 |
| | | JESSAMINE | 0 | 0 | 1 | 3 | 0 |
| | | LEWIS | 0 | 0 | 0 | 1 | 0 |
| | | MADISON | 1 | 0 | 0 | 0 | 0 |

2017 ANNUAL KENTUCKY LONG TERM CARE UTILIZATION AND SERVICE REPORT

Table 30 - 2017 Kentucky Long Term Care Facility Patient Origin

| ADD | Facility Name | Patient County | Under 65 | 65-74 | 75-84 | Over 85 | Unknown |
|-----|--------------------------------------|----------------|-----------|-----------|-----------|-----------|----------|
| | | MONTGOMERY | 0 | 0 | 0 | 1 | 0 |
| | | PIKE | 0 | 0 | 1 | 0 | 0 |
| | | PULASKI | 0 | 1 | 0 | 0 | 0 |
| | | ROBERTSON | 1 | 0 | 0 | 0 | 0 |
| | | SCOTT | 0 | 0 | 1 | 1 | 0 |
| | | WOODFORD | 0 | 0 | 4 | 7 | 0 |
| | | Total | 13 | 19 | 42 | 51 | 0 |
| | Providence Pine Meadows | BOURBON | 0 | 0 | 0 | 1 | 0 |
| | | CLARK | 1 | 0 | 1 | 2 | 0 |
| | | ESTILL | 0 | 0 | 1 | 0 | 0 |
| | | FAYETTE | 15 | 10 | 21 | 34 | 0 |
| | | FRANKLIN | 0 | 1 | 0 | 0 | 0 |
| | | GARRARD | 0 | 0 | 1 | 0 | 0 |
| | | GRANT | 0 | 0 | 1 | 0 | 0 |
| | | JEFFERSON | 0 | 1 | 0 | 0 | 0 |
| | | JESSAMINE | 1 | 0 | 2 | 1 | 0 |
| | | MADISON | 0 | 1 | 1 | 1 | 0 |
| | | MERCER | 1 | 0 | 0 | 0 | 0 |
| | | SCOTT | 1 | 1 | 1 | 2 | 0 |
| | | TN | 0 | 0 | 0 | 1 | 0 |
| | | WOODFORD | 0 | 2 | 2 | 3 | 0 |
| | | Total | 19 | 16 | 31 | 45 | 0 |
| | Rose Manor Health Care | BOURBON | 0 | 0 | 1 | 0 | 0 |
| | | BOYLE | 0 | 0 | 1 | 0 | 0 |
| | | CLARK | 0 | 2 | 0 | 5 | 0 |
| | | FAYETTE | 1 | 3 | 5 | 11 | 0 |
| | | Other | 0 | 0 | 0 | 2 | 0 |
| | | SCOTT | 0 | 0 | 1 | 0 | 0 |
| | | TAYLOR | 0 | 0 | 1 | 0 | 0 |
| | | Total | 1 | 5 | 9 | 18 | 0 |
| | Sayre Christian Village Nursing Home | CLARK | 0 | 0 | 1 | 3 | 0 |
| | | FAYETTE | 1 | 11 | 23 | 61 | 0 |
| | | FRANKLIN | 0 | 1 | 1 | 0 | 0 |
| | | GARRARD | 0 | 0 | 1 | 0 | 0 |
| | | HARRISON | 0 | 0 | 0 | 1 | 0 |
| | | JESSAMINE | 1 | 2 | 2 | 2 | 0 |
| | | MONTGOMERY | 0 | 0 | 0 | 1 | 0 |
| | | OLDHAM | 0 | 0 | 1 | 0 | 0 |
| | | POWELL | 0 | 0 | 0 | 1 | 0 |

2017 ANNUAL KENTUCKY LONG TERM CARE UTILIZATION AND SERVICE REPORT

Table 30 - 2017 Kentucky Long Term Care Facility Patient Origin

| ADD | Facility Name | Patient County | Under 65 | 65-74 | 75-84 | Over 85 | Unknown |
|-----|---------------------------------------------|----------------|-----------|-----------|-----------|-----------|----------|
| | | PULASKI | 0 | 0 | 0 | 1 | 0 |
| | | SCOTT | 0 | 1 | 0 | 0 | 0 |
| | | Total | 2 | 15 | 29 | 70 | 0 |
| | Signature Healthcare at Heritage Hall Rehab | ANDERSON | 1 | 3 | 13 | 25 | 0 |
| | | BELL | 0 | 1 | 0 | 0 | 0 |
| | | BOYD | 0 | 0 | 0 | 1 | 0 |
| | | FAYETTE | 2 | 0 | 0 | 2 | 0 |
| | | FRANKLIN | 5 | 1 | 4 | 7 | 0 |
| | | JEFFERSON | 0 | 2 | 2 | 1 | 0 |
| | | MERCER | 2 | 0 | 2 | 3 | 0 |
| | | WASHINGTON | 1 | 0 | 0 | 0 | 0 |
| | | WOODFORD | 0 | 1 | 2 | 1 | 0 |
| | | Total | 11 | 8 | 23 | 40 | 0 |
| | Signature Healthcare At Tanbark Rehab | BATH | 0 | 1 | 0 | 0 | 0 |
| | | FAYETTE | 2 | 1 | 6 | 10 | 0 |
| | | FRANKLIN | 0 | 0 | 0 | 2 | 0 |
| | | JESSAMINE | 0 | 0 | 1 | 0 | 0 |
| | | MADISON | 0 | 0 | 3 | 0 | 0 |
| | | SHELBY | 0 | 0 | 0 | 1 | 0 |
| | | WOODFORD | 0 | 0 | 0 | 1 | 0 |
| | | Total | 2 | 2 | 10 | 14 | 0 |
| | Signature Healthcare of Georgetown | ANDERSON | 0 | 0 | 1 | 0 | 0 |
| | | BOURBON | 1 | 2 | 1 | 0 | 0 |
| | | FAYETTE | 3 | 1 | 0 | 2 | 0 |
| | | FRANKLIN | 0 | 0 | 1 | 0 | 0 |
| | | HARRISON | 0 | 0 | 1 | 0 | 0 |
| | | JESSAMINE | 0 | 1 | 0 | 0 | 0 |
| | | LAUREL | 0 | 1 | 0 | 0 | 0 |
| | | LEWIS | 0 | 0 | 1 | 0 | 0 |
| | | MERCER | 0 | 1 | 0 | 0 | 0 |
| | | RUSSELL | 0 | 1 | 0 | 0 | 0 |
| | | SCOTT | 3 | 8 | 10 | 12 | 0 |
| | | WHITLEY | 0 | 1 | 0 | 0 | 0 |
| | | WOODFORD | 0 | 1 | 1 | 0 | 0 |
| | | Total | 7 | 17 | 16 | 14 | 0 |
| | Stanford Care and Rehab | BOYLE | 1 | 7 | 2 | 5 | 0 |
| | | CASEY | 0 | 0 | 0 | 2 | 0 |
| | | FAYETTE | 1 | 0 | 0 | 0 | 0 |
| | | GARRARD | 0 | 0 | 2 | 2 | 0 |

2017 ANNUAL KENTUCKY LONG TERM CARE UTILIZATION AND SERVICE REPORT

Table 30 - 2017 Kentucky Long Term Care Facility Patient Origin

| ADD | Facility Name | Patient County | Under 65 | 65-74 | 75-84 | Over 85 | Unknown |
|-----|-------------------------------------------|----------------|-----------|-----------|-----------|-----------|----------|
| | | HARDIN | 0 | 0 | 0 | 1 | 0 |
| | | HARRISON | 0 | 1 | 0 | 0 | 0 |
| | | IN | 0 | 0 | 0 | 1 | 0 |
| | | JACKSON | 1 | 0 | 0 | 0 | 0 |
| | | JESSAMINE | 0 | 0 | 3 | 0 | 0 |
| | | LINCOLN | 5 | 13 | 18 | 30 | 0 |
| | | MADISON | 1 | 0 | 0 | 0 | 0 |
| | | MARION | 0 | 0 | 1 | 0 | 0 |
| | | MERCER | 0 | 0 | 1 | 1 | 0 |
| | | OH | 0 | 0 | 1 | 0 | 0 |
| | | PULASKI | 3 | 4 | 1 | 2 | 0 |
| | | ROCKCASTLE | 0 | 0 | 3 | 0 | 0 |
| | | TN | 0 | 1 | 0 | 0 | 0 |
| | | Total | 12 | 26 | 32 | 44 | 0 |
| | Stanton Nursing and Rehabilitation Center | | | | | | |
| | | CLARK | 0 | 2 | 2 | 5 | 0 |
| | | ESTILL | 3 | 1 | 1 | 0 | 0 |
| | | FAYETTE | 1 | 0 | 1 | 0 | 0 |
| | | JACKSON | 1 | 0 | 0 | 0 | 0 |
| | | LEE | 1 | 1 | 0 | 0 | 0 |
| | | MADISON | 1 | 2 | 0 | 0 | 0 |
| | | MENIFEE | 0 | 0 | 1 | 0 | 0 |
| | | MONTGOMERY | 1 | 2 | 4 | 1 | 0 |
| | | POWELL | 7 | 12 | 7 | 12 | 0 |
| | | ROWAN | 1 | 0 | 1 | 0 | 0 |
| | | WOLFE | 2 | 0 | 0 | 0 | 0 |
| | | Total | 18 | 20 | 17 | 18 | 0 |
| | Taylor Manor Nursing Home | | | | | | |
| | | ANDERSON | 0 | 1 | 0 | 0 | 0 |
| | | FAYETTE | 0 | 0 | 2 | 18 | 0 |
| | | FRANKLIN | 0 | 2 | 2 | 0 | 0 |
| | | OH | 0 | 0 | 1 | 0 | 0 |
| | | WOODFORD | 0 | 2 | 3 | 8 | 0 |
| | | Total | 0 | 5 | 8 | 26 | 0 |
| | Telford Terrace | | | | | | |
| | | MADISON | 0 | 1 | 0 | 0 | 0 |
| | | Total | 0 | 1 | 0 | 0 | 0 |
| | The Homeplace At Midway | | | | | | |
| | | BOONE | 0 | 0 | 1 | 0 | 0 |
| | | FAYETTE | 0 | 0 | 3 | 3 | 0 |
| | | JEFFERSON | 1 | 0 | 1 | 0 | 0 |
| | | JESSAMINE | 0 | 0 | 1 | 2 | 0 |

2017 ANNUAL KENTUCKY LONG TERM CARE UTILIZATION AND SERVICE REPORT

Table 30 - 2017 Kentucky Long Term Care Facility Patient Origin

| ADD | Facility Name | Patient County | Under 65 | 65-74 | 75-84 | Over 85 | Unknown |
|-----|-------------------------------------------------|----------------|----------|----------|-----------|-----------|----------|
| | | SCOTT | 0 | 0 | 2 | 0 | 0 |
| | | WOODFORD | 0 | 1 | 2 | 5 | 0 |
| | | Total | 1 | 1 | 10 | 10 | 0 |
| | The Terrace Nursing and Rehabilitation Facility | | | | | | |
| | | BOYD | 0 | 0 | 0 | 1 | 0 |
| | | CLARK | 0 | 0 | 2 | 0 | 0 |
| | | ESTILL | 0 | 0 | 0 | 2 | 0 |
| | | FAYETTE | 0 | 1 | 1 | 3 | 0 |
| | | FRANKLIN | 0 | 0 | 0 | 1 | 0 |
| | | GARRARD | 0 | 1 | 0 | 2 | 0 |
| | | IN | 0 | 0 | 1 | 0 | 0 |
| | | JACKSON | 0 | 0 | 2 | 1 | 0 |
| | | LINCOLN | 0 | 0 | 1 | 2 | 0 |
| | | MADISON | 2 | 4 | 13 | 42 | 0 |
| | | OWSLEY | 0 | 0 | 0 | 1 | 0 |
| | | PULASKI | 0 | 0 | 0 | 2 | 0 |
| | | ROCKCASTLE | 0 | 1 | 7 | 6 | 0 |
| | | SCOTT | 0 | 0 | 1 | 0 | 0 |
| | | WHITLEY | 1 | 0 | 0 | 0 | 0 |
| | | Total | 3 | 7 | 28 | 63 | 0 |
| | The Willows At Fritz Farm | | | | | | |
| | | CLARK | 0 | 1 | 0 | 0 | 0 |
| | | FAYETTE | 3 | 4 | 13 | 19 | 0 |
| | | FRANKLIN | 0 | 1 | 0 | 1 | 0 |
| | | GARRARD | 0 | 1 | 0 | 0 | 0 |
| | | IN | 0 | 0 | 1 | 2 | 0 |
| | | JESSAMINE | 0 | 1 | 2 | 2 | 0 |
| | | LINCOLN | 0 | 0 | 0 | 1 | 0 |
| | | MADISON | 0 | 0 | 0 | 1 | 0 |
| | | MCCRACKEN | 0 | 0 | 0 | 1 | 0 |
| | | MONTGOMERY | 0 | 0 | 1 | 0 | 0 |
| | | NICHOLAS | 1 | 0 | 0 | 0 | 0 |
| | | WOODFORD | 0 | 0 | 1 | 1 | 0 |
| | | Total | 4 | 8 | 18 | 28 | 0 |
| | The Willows at Hamburg | | | | | | |
| | | BOURBON | 0 | 0 | 0 | 1 | 0 |
| | | CLARK | 0 | 1 | 0 | 2 | 0 |
| | | FAYETTE | 1 | 1 | 4 | 26 | 0 |
| | | JESSAMINE | 0 | 2 | 1 | 1 | 0 |
| | | LAUREL | 0 | 0 | 0 | 1 | 0 |
| | | MONTGOMERY | 0 | 0 | 1 | 0 | 0 |
| | | PIKE | 0 | 0 | 0 | 1 | 0 |

2017 ANNUAL KENTUCKY LONG TERM CARE UTILIZATION AND SERVICE REPORT

Table 30 - 2017 Kentucky Long Term Care Facility Patient Origin

| ADD | Facility Name | Patient County | Under 65 | 65-74 | 75-84 | Over 85 | Unknown |
|-----|------------------------------|----------------|----------|----------|-----------|-----------|----------|
| | | SCOTT | 0 | 0 | 1 | 2 | 0 |
| | | WOODFORD | 0 | 0 | 0 | 1 | 0 |
| | | Total | 1 | 4 | 7 | 35 | 0 |
| | The Willows at Harrodsburg | BOYLE | 0 | 0 | 2 | 6 | 0 |
| | | BULLITT | 0 | 0 | 0 | 2 | 0 |
| | | CASEY | 0 | 0 | 1 | 0 | 0 |
| | | FRANKLIN | 0 | 0 | 1 | 0 | 0 |
| | | JESSAMINE | 0 | 0 | 1 | 0 | 0 |
| | | MERCER | 1 | 3 | 6 | 9 | 0 |
| | | Total | 1 | 3 | 11 | 17 | 0 |
| | Thomson Hood Veterans Center | ANDERSON | 0 | 2 | 0 | 3 | 0 |
| | | BOONE | 1 | 0 | 0 | 0 | 0 |
| | | BOYLE | 1 | 0 | 1 | 0 | 0 |
| | | BULLITT | 0 | 1 | 0 | 0 | 0 |
| | | CLARK | 1 | 0 | 0 | 2 | 0 |
| | | CLINTON | 0 | 0 | 0 | 1 | 0 |
| | | CUMBERLAND | 0 | 0 | 1 | 0 | 0 |
| | | ESTILL | 0 | 0 | 0 | 1 | 0 |
| | | FAYETTE | 2 | 10 | 14 | 31 | 0 |
| | | FLEMING | 0 | 0 | 0 | 1 | 0 |
| | | FRANKLIN | 4 | 0 | 1 | 4 | 0 |
| | | GARRARD | 0 | 0 | 0 | 1 | 0 |
| | | GRANT | 0 | 0 | 0 | 2 | 0 |
| | | GRAYSON | 1 | 0 | 0 | 0 | 0 |
| | | GREENUP | 0 | 0 | 1 | 0 | 0 |
| | | HARDIN | 1 | 0 | 1 | 3 | 0 |
| | | HENRY | 0 | 1 | 0 | 0 | 0 |
| | | IN | 0 | 0 | 1 | 0 | 0 |
| | | JEFFERSON | 1 | 3 | 3 | 1 | 0 |
| | | JESSAMINE | 1 | 4 | 3 | 6 | 0 |
| | | KENTON | 0 | 0 | 0 | 1 | 0 |
| | | LAUREL | 0 | 0 | 1 | 1 | 0 |
| | | LINCOLN | 0 | 1 | 0 | 1 | 0 |
| | | LIVINGSTON | 0 | 0 | 0 | 1 | 0 |
| | | MADISON | 0 | 1 | 1 | 1 | 0 |
| | | MAGOFFIN | 0 | 0 | 0 | 1 | 0 |
| | | MARION | 0 | 1 | 0 | 0 | 0 |
| | | MERCER | 0 | 0 | 1 | 2 | 0 |
| | | MONTGOMERY | 0 | 1 | 0 | 3 | 0 |
| | | NELSON | 0 | 0 | 0 | 1 | 0 |
| | | OH | 0 | 0 | 1 | 0 | 0 |

2017 ANNUAL KENTUCKY LONG TERM CARE UTILIZATION AND SERVICE REPORT

Table 30 - 2017 Kentucky Long Term Care Facility Patient Origin

| ADD | Facility Name | Patient County | Under 65 | 65-74 | 75-84 | Over 85 | Unknown |
|------------|----------------------|-----------------------|-----------------|--------------|--------------|----------------|----------------|
| | | OLDHAM | 0 | 0 | 1 | 0 | 0 |
| | | POWELL | 0 | 0 | 0 | 1 | 0 |
| | | PULASKI | 0 | 0 | 1 | 1 | 0 |
| | | SCOTT | 0 | 3 | 2 | 1 | 0 |
| | | TAYLOR | 0 | 1 | 0 | 1 | 0 |
| | | TN | 0 | 1 | 0 | 0 | 0 |
| | | WAYNE | 0 | 0 | 0 | 1 | 0 |
| | | WOODFORD | 0 | 2 | 0 | 0 | 0 |
| | | Total | 13 | 32 | 34 | 73 | 0 |
| | Wesley Village | JESSAMINE | 0 | 0 | 0 | 1 | 0 |
| | | Total | 0 | 0 | 0 | 1 | 0 |
| | Willows at Citation | BOURBON | 0 | 0 | 0 | 1 | 0 |
| | | FAYETTE | 1 | 4 | 6 | 16 | 0 |
| | | FRANKLIN | 0 | 0 | 0 | 2 | 0 |
| | | JEFFERSON | 0 | 0 | 0 | 1 | 0 |
| | | JESSAMINE | 0 | 0 | 1 | 1 | 0 |
| | | LINCOLN | 0 | 0 | 1 | 0 | 0 |
| | | MADISON | 1 | 0 | 0 | 1 | 0 |
| | | MERCER | 0 | 0 | 2 | 0 | 0 |
| | | SCOTT | 0 | 0 | 1 | 5 | 0 |
| | | WOODFORD | 0 | 0 | 1 | 1 | 0 |
| | | Total | 2 | 4 | 12 | 28 | 0 |
| | | ADD:15 Total | 399 | 570 | 982 | 1,426 | 18 |
| | State Total | | 3,260 | 4,377 | 6,812 | 8,100 | 151 |

Kentucky Annual Long-Term Care Services Report



Section VII Notes

2017 ANNUAL KENTUCKY LONG TERM CARE UTILIZATION AND SERVICE REPORT

Table 31 - 2017 Long Term Care - Comments Section

| Facility | Page | Facility Comments |
|--------------------------------------------------|---------------------|---------------------------------------------------------------------------------------------------------------------------------------------------------------------------------------------------------------------------------------------------------------------|
| Autumn Ridge Personal Care | LTCResidentActivity | Administrator was sick and then passed away at a later date. She was unable to complete the survey for 2017. |
| Baptist Convalescent Center | LTCPCComment | Baptist Convalescent Center did not have any residents that met the SMI criteria for the 2017 year. |
| Baptist Convalescent Center | LTCResidentActivity | 2017 BCC census reflective of a planned downsize related to impending move/opening of The Seasons @ Alexandria on 1/3/18. |
| Baptist Health Paducah | LTCCensusAge | The unit temporarily ceased accepting admissions on 3/23/2017. |
| Baptist Health Transitional Care | LTCCensusAge | Baptist Health Transitional Care temporarily ceased accepting admissions on 3/19/2017. |
| Barton House of Louisville #1 | LTCPCComment | Barton House of Louisville #1 did not have any residents that met the SMI criteria in 2017. |
| Beaver Dam Nursing and Rehab Center | LTCPCComment | Beaver Dam Nursing & Rehab did not have any residents that met the SMI criteria in 2017. |
| Belmont Village | LTCResidentActivity | In reference to beds in operations number, some residents are paying for a different configuration of apartment which makes some apartments a private bed room added. Additional Note: Belmont Village did not have any resident that met the SMI criteria in 2017. |
| Bingham Gardens | LTCResidentActivity | Total Patient Days down due to a floor repair project of the State. |
| Bishop Soenneker Home | LTCCensusDeath | No in house deaths occurred in 2017. |
| Bishop Soenneker Home | LTCPCComment | 3 residents was here Jan 1st 2017 with discharge and remittance same year. |
| Bishop Soenneker Home | LTCResidentActivity | We have a total of 66 beds, but 8 beds were in storage due to 8 residents paying for private rooms. Two beds were not in use due to construction. |
| Bourbon Heights | LTCResidentActivity | Bourbon Heights has a waiver that only one bed can be used in a particular semi private room due to size of the room and patient safety. |
| Bracken County Nursing and Rehabilitation Center | LTCCensusOrigin | Pike Co, Mississippi |
| Brandenburg Nursing and Rehabilitation | LTCResidentActivity | Brandenburg Nursing and Rehabilitation did not have any Personal Care residents during 2017. |
| Breckinridge Place | LTCICFComment | No residents were ready to transition on 12/31/17. |
| Breckinridge Place | LTCPCComment | We had no residents in the PC facility that qualified for the SMI and all resident were private pay. |

2017 ANNUAL KENTUCKY LONG TERM CARE UTILIZATION AND SERVICE REPORT

Table 31 - 2017 Long Term Care - Comments Section

| Facility | Page | Facility Comments |
|------------------------------------------|---------------------|--------------------------------------------------------------------------------------------------------------------------------------------------------------------------------------------------------------------------------|
| Breckinridge Place | LTCResidentActivity | Breckinridge Place did not have any residents that met the SMI criteria in 2017. |
| Bridgepointe At Ashgrove Woods | LTCPCComment | There were not any residents admitted or residing at Bridgepoint in 2017 with a serious mental illness. |
| Brookdale Blankenbaker | LTCPCComment | Brookdale Blankenbaker did not have any residents with SMI as their primary diagnosis during the 2017 period. |
| Brookdale Blankenbaker | LTCResidentActivity | We do not utilize all of the beds on the floor because our apartments can accommodate sometimes up to 2 people – married couples, roommates. As those preferences arise, we keep extra beds for that option. |
| Brookdale Edgewood | LTCResidentActivity | 18 beds are not in use due to not having any shared rooms. Some units have two bedrooms for one resident. Brookdale Edgewood didn't have any residents who met the SMI criteria in 2017. |
| Brookdale Richmond Place | LTCResidentActivity | Brookdale Richmond Place Personal care Home did not have any residents with SMI during the reporting year. |
| Brookdale Stonestreet | LTCResidentActivity | Brookdale Stonestreet did not have any residents that met the SMI criteria during the reporting year. |
| Brownsboro Hills Nursing Home | LTCResidentActivity | Our ending census that was report for year ending 2016 was reported as 81, it should have been 80. Our beginning census for 2017 was 80. |
| Caney Creek Rehabilitation Complex | LTCPCComment | Facility Closed March of 2018. |
| Carmel Home | LTCResidentActivity | Carmel Home did not have any residents that met the SMI criteria in 2017. |
| Carmel Manor | LTCResidentActivity | PC 60 beds in operation adjusted with staffing based on census. Ending census of 22 from 2016 was incorrect, upon review the beginning figure of 25 PC residents for 2017 is correct. |
| Carter Nursing and Rehabilitation Center | LTCCensusOrigin | Rutland County, Vermont. |
| Cedar Lake Lodge | LTCResidentActivity | We downsized from 69 to 63 during 2017. The 7 discharges in 2017 were to other CLL ICF/IID- not to less restrictive settings. We have no individuals planning on discharge to community/less restritive settings at this time. |
| Cedar Lake Lodge Park Place I | LTCResidentActivity | One discharge to another ICF that was not less restrictive. There were no people ready to transition to a less restrictive environment and none on the waiting list at that time. |
| Cedar Lake Lodge Park Place II | LTCResidentActivity | Cedar Lake Lodge Park Place II does not have any people who transitioned nor does it have any ready to transition to a different environment. |
| Cedar Lake Lodge Sycamore Run I | LTCPayorSource | First resident from dates of 1/1-1/12 was not paid due to temporary license. |

2017 ANNUAL KENTUCKY LONG TERM CARE UTILIZATION AND SERVICE REPORT

Table 31 - 2017 Long Term Care - Comments Section

| Facility | Page | Facility Comments |
|--------------------------------------------|---------------------|------------------------------------------------------------------------------------------------------------------------------------------------------------------------------------------------------------------------------------------------------------------------------------------------------------------------------|
| Cedar Lake Lodge Sycamore Run I | LTCResidentActivity | 4 beds, had a temporary license so only had one bed filled initially. Able to bill Medicaid with Full License as of 1/12/17, admitted one more resident on 2/28 and two more on 3/1. Death on 5/6, admission on 5/23. None ready to transition and none on the waiting list to transition to a less restrictive environment. |
| Cedar Lake Lodge Sycamore Run II | LTCPayorSource | The first 11 days of resident #1 was not covered by Medicaid, as we had a temporary license at that time so were unable to bill Medicaid until 1/12/17. |
| Cedar Lake Lodge Sycamore Run II | LTCResidentActivity | 4 beds, had a temporary license so only had one bed filled initially. Able to bill Medicaid with Full License as of 1/12/2017. There were none ready to transition to a less restrictive environment, and none on the waiting list to transition. |
| Cedar Ridge Health Campus | LTCPCComment | We have no SMI PC residents. |
| Christian Health Center - Corbin | LTCPCComment | Christian Health Center - Corbin did not have any residents that met the SMI criteria in 2017. |
| Christian Health Center, Bowling Green | LTCPCComment | Christian Health Center of Bowling Green did not have any residents that met the SMI criteria in 2017. |
| Christian Health Center, Bowling Green | LTCResidentActivity | In 2017 CHC added 9 Nursing Home (CCRC). |
| Christian Health Center, Hopkinsville | LTC CensusOrigin | SC-1; MI-1; WS-1; WA-1; MN-1; MS-1; NY-1; Canada-1. |
| Clinton Hickman County Nursing Facility | LTC PayorSource | Included in the 1629 Personal Care days, there are 923 Medicaid Personal Care Days. I am unable to input the Medicaid days into the box (it's shaded gray) so I included all PC days under Private. |
| Clinton Hickman County Nursing Facility | LTCPCComment | Clinton Hickman Co. Nursing Facility did not have any residents that met SMI criteria in 2017. |
| Clinton Place | LTCPCComment | Clinton Place doesn't have any SMI resident for the year 2017. |
| Colonial Gardens | LTCResidentActivity | Colonial Gardens did not have any residents who met the SMI criteria in 2017. |
| Colonial House of Shepherdsville | LTCResidentActivity | We have 3 rooms that are paid for as private pay, while we only get +/- the mcd rate, it still acts as if we ended the year at 62, or at full capacity versus appearing to have 3 vacant beds. |
| Concordia Healthcare Center-Heritage Manor | LTCResidentActivity | Bed operation change: 1/1/17 thru 2/23/17 100 beds in operation 2/24/17 thru 3/31/17 91 beds in operation 4/1/17 thru 12/31/17 85 beds in operation |
| Covington Ladies Home | LTCResidentActivity | We remain licensed for 32 beds. However, we are temporarily using only 25 beds since mid June of 2016. We do not have any patients or clients with SMI. |

2017 ANNUAL KENTUCKY LONG TERM CARE UTILIZATION AND SERVICE REPORT

Table 31 - 2017 Long Term Care - Comments Section

| Facility | Page | Facility Comments |
|----------------------------------------------------|---------------------|------------------------------------------------------------------------------------------------------------------------------------------------------------------------------------------------------------------------------------------------------------------------------------------------------------------------|
| Crittenden County Health and Rehabilitation Center | LTCResidentActivity | Crittenden County Health and Rehabilitation Center did not have any PC residents in 2017. |
| Cumberland Valley Manor | LTCCensusOrigin | Louisanna |
| Danville Center For Health | LTCCensusOrigin | Georgia |
| Dover Manor | LTCResidentActivity | At this time, the Personal Care beds are operational, but in 2017 we did not have any residents that met qualifications to reside in those bills. They were available and we are keeping them open. Since there were no PC residents there is no data for the SMI criteria. |
| Eastern Star Home in KY | LTCPCComment | Eastern Star Home in KY did not have any residents that met SMI criteria in 2017. |
| Edgewood Estates | LTCPCComment | Edgewood did not have any PC residents that met SMI criteria in 2017. |
| Edmonson Center | LTCResidentActivity | Edmonson Center did not have any residents that met SMI criteria for 2017. |
| Elizabethtown Nursing and Rehab | LTCCensusOrigin | Tulsa, OK |
| Elliott Nursing and Rehabilitation Center | LTCCensusOrigin | Kansas |
| Emerald Trace | LTCPayorSource | Medicare includes traditional and managed medicare. |
| Emerald Trace | LTCPCComment | Emerald Trace did not have any residents that met the SMI criteria. |
| Emerald Trace | LTCResidentActivity | NF potential days: 1/1/17-3/31/17 licensed for 34 beds X 90 days = 3060 days; 4/1/17-12/31/17 licensed for 54 beds X 275 days = 14850days. Total potential NH days is 17910 (3060+14850). PC potential days: 20beds licensed on 3/2/17 X 305 days = 6100 potential days. |
| Ephraim McDowell Regional Medical Center | LTCResidentActivity | There were no admissions or discharges in 2017. Those beds are not in operation. |
| Episcopal Church Home | LTCResidentActivity | The number of beds that are currently in service at ECH is based on community need. We routinely assess the needs of our community and make adjustments as necessary to ensure that we continue to offer the appropriate bed availability to our community. ECH does not have any residents who meet the SMI criteria. |
| Fair Oaks Health Systems | LTCCensusOrigin | Georgia |
| Fern Terrace of Mayfield | LTCPCComment | Fern Terrace Of Mayfield does not have any SMI residents so we sis not meet that criteria. |
| Fern Terrace of Mayfield | LTCResidentActivity | 4 Beds are our learning center, 3 Beds are private rooms so each room only has 1 bed. |
| Fern Terrace of Murray | LTCResidentActivity | 87 beds were in operation due to resident's paying for private rooms. |
| Fordsville Nursing and Rehabilitation Center | LTCCensusOrigin | Iowa |

2017 ANNUAL KENTUCKY LONG TERM CARE UTILIZATION AND SERVICE REPORT

Table 31 - 2017 Long Term Care - Comments Section

| Facility | Page | Facility Comments |
|--------------------------------------------------|---------------------|------------------------------------------------------------------------------------------------------------------------------------------------------------------------------------------------------------------------------------------------------|
| Forest Hills Commons | LTCPCComment | Forest Hills Commons did not have an individuals that met the SMI criteria in 2017. |
| Forest Springs Health Campus | LTCPCComment | Forest Springs had no residents that meet SMI criteria for 2017. |
| Gaither Suites at West Park | LTCPCComment | Gaither Suites at West Park did not have any residents with the SMI criteria in 2017. |
| Gaither Suites at West Park | LTCResidentActivity | Gaither Suites at West Park 2016 ending census was incorrect due to error the correct census is 26. |
| Gardens At Hickory Woods | LTCResidentActivity | The additional personal care page does not apply as we have no individuals with SMI and we do not have ICF beds. |
| Generations Center of Middlesboro | LTCResidentActivity | Error noted on the 2016 survey for Generations of Middlesboro. The ending census should have been 63. |
| Glasgow State Nursing Facility | LTCResidentActivity | The number of beds in operation differs from the number of licensed beds due to ongoing construction projects on one unit containing 25 beds. |
| Grayson Manor | LTCResidentActivity | Grayson County Manor did not have any residents that met the SMI criteria. |
| Harper's Home for the Aged | LTCPCComment | Harper's Home for the Aged did not have any residents that met the SMI criteria in 2017. |
| Hearthstone Place | LTCCensusAge | Personal Care closed October 2016. |
| Heartsong Memory Care | LTCPCComment | No Heartsong residents met the criteria for SMI. |
| Hicks' Golden Years Nursing Home | LTCResidentActivity | Hicks Golden Years did not have during 2017 any patient that met the SMI criteria. |
| Highlands Regional Medical Center (Prestonsburg) | LTCResidentActivity | The Nursing Facility Unit was not open in 2017. The beds are still licensed, but not operational. |
| Irvine Nursing and Rehabilitation | LTCPCComment | Irvine Nursing and Rehabilitation did not have any residents that met the SMI criteria in 2017. |
| Ivy Knoll | LTCPayorSource | Other payor source represents Kentucky SSP program, a Medicaid supplemental payment. |
| King's Daughters And Sons Home | LTCPCComment | We did not have any residents with SMI at any time during 2017. |
| Lake Way Nursing and Rehabilitation Center | LTCCensusOrigin | Alabama |
| Lantern at Morning Pointe Alz and Memory Care | LTCPCComment | No residents with a primary dx of SMI, or receiving money for SMI. We are strictly private pay dementia care. |
| Lantern at Morning Pointe Alz and Memory Care | LTCResidentActivity | We have the ability for up to 6 resident to have a "second person" in their room. However, in 2017, no resident had an additional occupant. Additionally, in 2017 the Lantern at Morning Pointe did not have any residents who met the SMI criteria. |
| Lexington Country Place | LTCPCComment | Community did not have any residents that met the SMI criteria. |

2017 ANNUAL KENTUCKY LONG TERM CARE UTILIZATION AND SERVICE REPORT

Table 31 - 2017 Long Term Care - Comments Section

| Facility | Page | Facility Comments |
|---------------------------------------------------|---------------------|-------------------------------------------------------------------------------------------------------------------------------------------------------------------------------------------------------------|
| Loretto Motherhouse Infirmary | LTCResidentActivity | Beginning in 2017 we had 63 NF beds and 22 PC beds. Effective 04/01/17 we went to 59 NF beds and 26 PC beds. |
| Madonna Manor | LTCPCComment | Madonna Manor did not have any residents that met the SMI criteria in 2017. |
| Martin County Health Care Facility | LTCPCComment | Martin County Health Care Facility did not have any resident that met the SMI criteria in 2017. |
| Masonic Home of Louisville | LTCResidentActivity | Construction underway for both nursing facility and personal care to explain the difference between licensed beds and beds in operation. |
| Masonic Home of Shelbyville | LTCResidentActivity | Masonic Home of Shelbyville, did not have any residents that met the SMI criteria in 2017. 48 Personal Care Beds not implemented. 9 NF beds currently being used as private. Can be reinstated at any time. |
| Mayfair Village Retirement Center | LTCResidentActivity | Mayfair Village Retirement Center does not meet SMI criteria. We are a retirement center we do not service residents with mental health diagnosis. |
| McDowell Place of Danville | LTCResidentActivity | McDowell Place did not have any residents who met the SMI or in the ICF transition category in 2017. |
| McDowell Skilled Nursing Facility | LTCResidentActivity | The NF beds were not utilized in 2017. |
| Metcalfe Health Care Center | LTCPCComment | No residents with SMI. |
| Morgantown Care and Rehabilitation Center | LTCPayorSource | Other payors: Anthem BCBS, Gallagher Bassett, Hosparus, Humana, United Health Care, and Medicaid Pending. |
| Morning Pointe of Danville | LTCPCComment | 1 female resident dx with bipolar, with us for 365 days. |
| Morning Pointe of Danville | LTCResidentActivity | There is a beginning censuses because we opened Sept 2016. |
| Morning Pointe of Frankfort | LTCPCComment | MP of Frankfort did not have any residents during 2017 that met the SMI criteria. |
| Morning Pointe of Frankfort | LTCResidentActivity | We have 42 apartments. We have 6 beds not available because we have residents in private apartments. Morning Pointe did not have Residents that met SMI requirements in 2017. |
| Morning Pointe of Lexington | LTCPCComment | Morning Pointe of Lexington did not have any residents that meet criteria for severe mental illness. |
| Morning Pointe of Lexington East | LTCResidentActivity | Double occupied rooms are being used for individual residents paying for a private room. Morning Pointe of Lexington East did not have residents that met the SMI status for 2017. |
| Morning Pointe Of Louisville At South Hurstbourne | LTCPCComment | Morning Pointe of Louisville did not have any residents during 2017 that met the SMI criteria. |

2017 ANNUAL KENTUCKY LONG TERM CARE UTILIZATION AND SERVICE REPORT

Table 31 - 2017 Long Term Care - Comments Section

| Facility | Page | Facility Comments |
|---------------------------------------------------|---------------------|------------------------------------------------------------------------------------------------------------------------------------------------------------------------------------------------------------------------------------------------------------------------------------------------------------|
| Morning Pointe Of Louisville At South Hurstbourne | LTCResidentActivity | Seven beds are not in operation due to patients paying for private rooms. Those beds will not be on the floor until needed. |
| Morning Pointe of Richmond | LTCPCComment | Morning Pointe of Richmond did not have any residents that met the SMI Criteria for 2017. |
| Morning Pointe Of Russell | LTCPCComment | Morning Pointe of Russell did not have any residents during 2017 that met SMI criteria. |
| Mountain View Nursing and Rehab Ctr | LTC CensusOrigin | Claiborne County, Tennessee 1 resident between 75-84, for total of 75 Residents. |
| NHC HealthCare, Glasgow | LTCResidentActivity | NHC health care did not have any residents that met the SMI criteria in 2017. |
| Oakmont Manor | LTCResidentActivity | We decertified/delicensed all of our PC beds in 2017. All of our PC residents were discharged from the facility by 1/12/2017. The 2016 ending census for PC should have been 8. As all PC patients were discharged by Jan 12th, there is not data to report for the Personal Care Residents with SMI page. |
| Oakwood ICF/IID Unit 3 | LTCICFComment | Unit 3 Residents are waiting on Waiver Slots and approval from guardians. |
| Oakwood ICF/IID Unit 4 | LTCICFComment | Unit 4 residents have profound intellectual disabilities and severe medical problems. They would only be candidates for nursing facility beds. |
| Park Louisville | LTCPCComment | No state supplement received. |
| Park Louisville | LTCResidentActivity | 32 rooms are closed for renovation for the entire year of 2017. |
| Pennyrile Home | LTCResidentActivity | Pennyrile Home holds 6 beds for the Pennyroyal Mental Health Center, there were over 100 crisis residents in 2017. PMHC pays us for crisis beds, no Medicaid is involved. |
| Pineville Community Hospital | LTCResidentActivity | This Unit closed as of March 2017. |
| Provision Living At Beaumont Centre | LTCPCComment | PVL Beaumont did not have any residents with SMI in 2017. |
| Provision Living At Beaumont Centre | LTCResidentActivity | Facility has 126 beds but has CON for 130 related to accommodation of couples. Facility opened community 6/2017. |
| Radcliff Veterans Center | LTCResidentActivity | Facility was not in operation until May 9, 2017. Calculation of potential patient days is based off of that date. |
| Regency Memory Care | LTCPCComment | Regency Memory Care did not have any residents that met the SMI criteria in 2017. |
| Regency Memory Care | LTCResidentActivity | Facility was opened to accept residents as of October 10, 2017. |
| Rockcastle Regional Hospital and Respiratory Care | LTCResidentActivity | May 1, 2017 - 28 additional NF beds licensed. |
| Rose Anna Hughes Home/Westminster | LTCPCComment | SMI diagnoses include: Major depressive disorder, Bipolar, PTSD, Psychosis with delusions, Facitious disorder with psychotic features and Huntington's Coreae. |

2017 ANNUAL KENTUCKY LONG TERM CARE UTILIZATION AND SERVICE REPORT

Table 31 - 2017 Long Term Care - Comments Section

| Facility | Page | Facility Comments |
|-----------------------------------------------------|---------------------|---------------------------------------------------------------------------------------------------------------------------------------------------------------------------------------------------------------------------------------------------------------------------------------------------------------------|
| Rose Anna Hughes Home/Westminster | LTCResidentActivity | Per our business office reports and calculations this number is correct. $365 \times 57 = 20805$. These figures and calculations were correct for 2016. Our bed total has not changed. |
| Rose Terrace Lodge | LTCResidentActivity | The difference between the beginning census 39 and admission 14 from the Resident line 52 on the PC page is one individual that was discharged and readmitted. |
| Rosedale Green | LTCResidentActivity | 1/1-3/31: 196 licensed beds X 90 days = 18900; 4/1-8/1 - 176 licensed beds X 123 days = 21648; 8/2 - 9/10 - 176 beds less 14 in reno = 162 beds X 40 days = 6480; 9/11 - 12/21/ - 176 beds less 12 in reno = 164 beds X 102 days = 16728; 12/22 - 12/31 - 176 beds less 6 beds in reno = 170 beds X 10 days = 1700. |
| Salyersville Nursing and Rehabilitation Center | LTCResidentActivity | Salyersville Nursing and Rehabilitation Center did not have any Personal Care residents in 2017. |
| Sansbury Care Center | LTCPCComment | Sansbury Care Center had no residents with SMI in 2017. |
| Scottsville Manor | LTCResidentActivity | The difference between the beginning census 26 and admission 15 from the Resident line 40 on the PC page is one individual that was discharged and readmitted. |
| Signature Healthcare at Heritage Hall Rehab | LTCPCComment | Signature Healthcare at Heritage Hall did not have any residents that met the SMI criteria in 2017. |
| Signature Healthcare at Heritage Hall Rehab | LTCResidentActivity | In 2016 we had 18 personal care beds. In 2017 we now have 10 personal care beds. |
| Signature HealthCare at Jackson Manor | LTCResidentActivity | We had a bed change effective 6-14-17, we unlicensed our 4 personal care beds and licensed them for private nursing facility beds, giving us a total of 51 beds for nursing facility. Signature Healthcare at Jackson Manor did not have any residents in the Personal Care Beds during 2017. |
| Signature Healthcare at Jefferson Place Rehab | LTCResidentActivity | Recertified 14 beds to Title 18/19. No other changes. |
| Signature Healthcare At Tanbark Rehab | LTCResidentActivity | Signature Healthcare at Tanbark did not have any residents with that met the SMI criteria in 2017. |
| Signature Healthcare of Hartford Rehab and Wellness | LTCPayorSource | Medicaid Pending -495, BH - 146, LOA - 16, Managed Care - 489. |
| Somerset Nursing and Rehabilitation Facility | LTCResidentActivity | The system did not recognize 4 admissions due to the following: Two residents returned to the facility from unpaid leaves on 1/1/17. Two residents had room reserves- 4/26/17 and 8/9/17. Four were added to Admissions. |
| St Charles Care Center | LTCResidentActivity | St. Charles Care Center did not have any residence with SMI. |

2017 ANNUAL KENTUCKY LONG TERM CARE UTILIZATION AND SERVICE REPORT

Table 31 - 2017 Long Term Care - Comments Section

| Facility | Page | Facility Comments |
|---------------------------------------------------|---------------------|---------------------------------------------------------------------------------------------------------------------------------------------------------------------------------------------------------------------------|
| St Elizabeth Florence SNF | LTCResidentActivity | At FT Thomas we are not utilizing 5 beds because that causes 3 residents per bathroom. |
| St Elizabeth FT Thomas SNF | LTCResidentActivity | Potential Patient Days = 26 * 365. |
| Sunset Hill Personal Care Home | LTCResidentActivity | Facility closed July 2018. |
| Symphony at Oaklawn | LTCPayorSource | Private pay community. |
| Symphony at Oaklawn | LTCPCComment | Symphony at Oaklawn had zero residents with SMI. All of our licensed beds are not in use because some of our rooms are set up to allow a second occupant and at this time the majority of our rooms are single occupants. |
| Taylor Manor Nursing Home | LTCResidentActivity | Taylor Manor did not have any residents that met the SMI criteria in 2017. |
| Telford Terrace | LTCCensusAge | We have 3 residents who will turn 100 this year. 58% of our patients are > 90 years old. |
| Telford Terrace | LTCCensusOrigin | Intermediate care is the only area we have to report. |
| Telford Terrace | LTCPayorSource | Other is for Medicare Advantage bed days. |
| Telford Terrace | LTCPCComment | Both residents had been part of our CCRC campus. Male moved closer to family and is deceased, female placed in another facility also deceased. |
| Telford Terrace | LTCResidentActivity | NH (CCRC) bed change effective 4/1/17 [1/1/17 we had 34 NH (CCRC) beds dropped 8 beds to 26 (4/1/17). Potential bed days calculated as $90 \times 34 = 3060$ $26 \times 275 = 7150$] $3060 + 7150 = 10210$. |
| The Breckinridge | LTCResidentActivity | Two beds set up and staffed only on consumer demand. The Breckinridge did not serve any residents that met SMI criteria in 2017. |
| The Forum at Brookside | LTCPCComment | No Personal Care residents with SMI. |
| The Grandview Nursing and Rehabilitation Facility | LTCResidentActivity | Potential patient days is 81 times 365 which totals 29565. |
| The Haven At Massey Springs | LTCPCComment | None of the residents of The Haven receive any State suppl. All residents are private pay or have a long term care policy. |
| The Haven At Massey Springs | LTCResidentActivity | Facility was not operational for the entire year, Opened April 2017. |
| The Heritage | LTCPayorSource | Other is Hospice Medicaid. |
| The Homeplace At Midway | LTCPCComment | The Homeplace at Midway did not have any residents that met the SMI definition in 2017. |
| The Lantern At Morning Pointe (Louisville) | LTCPCComment | The Lantern at Morning Pointe Louisville did not have any residents that met SMI criteria in 2017 period. |

2017 ANNUAL KENTUCKY LONG TERM CARE UTILIZATION AND SERVICE REPORT

Table 31 - 2017 Long Term Care - Comments Section

| Facility | Page | Facility Comments |
|----------------------------------------------------------|---------------------|-----------------------------------------------------------------------------------------------------------------------------------------------------------------------------|
| The Lantern At Morning Pointe (Louisville) | LTCResidentActivity | Facility opened in July 2017, so was not open the entire year. The Lantern did not have any patients that matched the SMI in 2017. |
| The Lantern At Morning Pointe Alzheimers and Memory Care | LTCResidentActivity | The Lantern at Morning Pointe of Russell Alzheimer's facility did not have any residents that met the SMI Criteria in 2017. This is a new facility that opened 09/05/2017. |
| The Lantern at Morning Pointe of Frankfort | LTCPCComment | The Lantern did not have any residents that met the SMI in 2017. |
| The Lantern at Morning Pointe of Frankfort | LTCResidentActivity | 5 beds are not in operation due to residents paying for private rooms. We do not have residents that meet the SMI criteria. |
| The Laurels | LTCResidentActivity | 2 beds are not in operation due to residents paying for private rooms. |
| The Legacy At The Willows | LTCPCComment | The Willows at Hamburg did not have any residents during 2017 that met SMI criteria. |
| The Villa at Chevy Chase | LTCResidentActivity | The Villa at Chevy Chase has a temporary cessation of operation for extensive renovations through 2017. |
| The Village of Lebanon II | LTCPCComment | Village of Lebanon II did not have any patients that fell under the PC Residents with SMI for 2017. |
| The Village of Lebanon II | LTCResidentActivity | Village of Lebanon II did not have any patients that fell under the PC Residents with SMI for 2017. |
| The Willows At Fritz Farm | LTCResidentActivity | Willows at Fritz Farm did not have any residents that met the SMI criteria in 2017. The Willows At Fritz Farm opened in February of 2017. |
| The Willows at Hamburg | LTCPCComment | We did not have any residents with SMI. |
| The Willows at Hamburg | LTCResidentActivity | March 1, 2017 80 NF changed to 54 and 10 CCRC NH added as well. PC went from 26 to 39. The Willows at Hamburg did not have any residents that met the SMI criteria in 2017. |
| Thomson Hood Veterans Center | LTCResidentActivity | One of our units was undergoing some floor repair from water damage so rooms were unavailable - furniture had to be all moved out of those rooms that were affected. |
| Thrive At Beckley Creek | LTCCensusOrigin | No PC residents at #101273 met the SMI criteria during the reporting year. |
| Thrive At Beckley Creek | LTCPCComment | Thrive at Beckley Creek did not have any residents who met the criteria for SMI during this time period. |
| Thrive At Beckley Creek | LTCResidentActivity | Not all beds are in operation because some residents are paying for private occupancy. |
| Trinity Station Retirement Community | LTCResidentActivity | One resident takes up the whole semi private room making it 1 person in that room. Trinity station did not have any residents that met the SMI criteria in 2017. |

2017 ANNUAL KENTUCKY LONG TERM CARE UTILIZATION AND SERVICE REPORT

Table 31 - 2017 Long Term Care - Comments Section

| Facility | Page | Facility Comments |
|------------------------------------------------|---------------------|----------------------------------------------------------------------------------------------------------------------------------------------------------------------------------------------------------------------------------------------------------------------------------------------------------------------------------------------------------------------------------------------------------|
| Venture Home of Paintsville | LTCResidentActivity | We got approved for four more beds during the year 2017. From January 2017 til September 2017 potential Patient days was 11,816 from September 2017 till December 2017 Potential Patients days was 9,240 for a total of 21,056 potential patient days. |
| Wesley Manor | LTCPCComment | Wesley Manor had zero residents with SMI in personal care. |
| Wesley Manor | LTCResidentActivity | Wesley Manor is NOT licensed as an ICF. Wesley Manor's PC facility did not have any residents diagnosed as SMI in 2017. |
| Wesley Village | LTCResidentActivity | Wesley Village had no residents that met the SMI criteria in 2017. Beds in Operation: Nursing Home (CCRC) 6 Shared rooms are being held private. We are all private pay, no Medicare/Medicaid. Personal Care (all apartments) - 1 & 2 bedroom apartments are licensed for couples, we had only 1 couple for part of 2017. Only 1 Intermediate Care bed in operation due to private room status. |
| West Liberty Nursing and Rehabilitation Center | LTCPCComment | West Liberty didn't have any residents in 2017 that met the SMI criteria. |
| Westminster Terrace | LTCResidentActivity | Per the business office reports and calculations this number is correct. $365 \times 104 = 37960$. These figures and calculations were correct for 2016. Our bed total has not changed. |
| Westport Place Health Campus | LTCPCComment | Westport Place Health Campus did not have SMI residents in the year of 2017. |
| Willows at Citation | LTCPayorSource | Other = Per Diem/Insurance. |
| Willows at Citation | LTCPCComment | Willows at Citation, did not have any residents that met the SMI criteria in 2017. |
| Willows at Citation | LTCResidentActivity | PC potential days $30 \text{ Beds in operation} \times 365 = 10950$. Willows at Citation, did not have any residents that met the SMI criteria in 2017. |
| Wolfe County Health and Rehabilitation Center | LTCResidentActivity | The ending Census for 2016 was incorrect. There was an issue with a hospice patient that was discharged. The discharge was not recorded on the 2016 Long Term Care Survey. |



CABINET FOR HEALTH AND FAMILY SERVICES
CHFS.KY.GOV