
2018 Kentucky Annual Long-Term Care Services Report

January 1 through December 31, 2018

Published July 2019



CHFS

KENTUCKY
*Cabinet for Health and
Family Services*

**Cabinet for Health and Family Services
Office of Health Data and Analytics
Division of Data Analytics**

2018 Kentucky Annual Long-Term Care Report

Introduction

The Office of Health Data and Analytics, Division of Data Analytics, announces the release of the 2018 Kentucky Annual Long-Term Care Report. This office is responsible for the utilization data collection and reporting required by 902 KAR 20:008, 900 KAR 6:125 and in support of the State Health Plan 900 KAR 5:020. This report covers the period from January 1, 2018 through December 31, 2018.

The number of Nursing Facility (NF) beds increased from 26,461 in 2017 to 26,472 in 2018. The total licensed NF beds in 2008 was 26,275. The net change in licensed beds from 2008 to 2018 was an increase of 197 beds. The 2018 overall occupancy rate for NF beds was 84.81%, a decrease of 1.29% from the 86.10% occupancy rate in 2017. The highest occupancy rate within the last ten years was in 2011 at 90.75% and the lowest is the current 2018, reporting year. The total net change from 2008 to 2018 was a decrease of 5.89% for NF beds.

The ending census, for the number of NF beds occupied December 31, 2018 was 22,281 compared to 22,348 in 2017. The total patient days in 2017 was 8,296,531 and 8,188,013 in 2018. A decrease of 108,518 days.

Payor Source for 2018

The 2018 Payor Source, Section 2, for total patient days as reported for Nursing Facility Beds shows the following distribution: Reported Medicare paid days were 1,058,881 in 2018 and in 2017 there were 1,119,091 a decrease of 60,210 days from the 2017 report. Medicaid paid days were 5,741,288 days in 2018 and in 2017 there were 5,758,016 days, a decrease of 16,728 days from the 2017 report year. Private paid days were 919,029 in 2018 and in 2017; there were 977,199 days, a decrease of 58,170. The category Other paid days was 468,815 in 2018 and in 2017 there was 442,225 days an increase of 26,590 days.

Of the 22,280 Nursing Facility Bed patients, 3,290 were under age 65, a percentage of 14.7%. The age group 65-74 had 4,272 patients a percentage of 19.1%. The age group 75-84 had 6,737 patients at 30.2%. The age group 85 and older had 7,964 patients with the highest percentage of patients at 35.7%. There were 17 patients with an unknown age.

***NOTE:** When checking ending census for the previous year and the beginning census for the current year, there may be discrepancies in the numbers. When possible, a note was included in the Notes Section to explain.

The Office of Health Data and Analytics, Division of Data Analytics, produces a number of utilization and services reports. In addition to the Annual Long Term Care Report, the following reports are available: Hospital Utilization and Services Report; Home Health Services Report; Private Duty Nursing Report; Hospice Report; The Kentucky Magnetic Resonance Imaging Services Report (MRI); Megavoltage Radiation Services Report; Positron Emission Tomography (PET) Report; Ambulatory Surgical Services Report; and the Psychiatric Residential Treatment Facility Report. These reports may be downloaded from the following web site:

<https://chfs.ky.gov/agencies/ohda/Pages/annualreports.aspx>. Hard copies of the report may be obtained by contacting the Office of Health Data and Analytics by mail, email, phone, or fax.

This report now becomes the most recent official data on Long Term Care services utilization published by the Cabinet for Health Services. For additional copies of this report, please submit a request in writing along with a check in the amount of \$20 made payable to the Kentucky State Treasurer, mail to address below. For questions regarding this report contact:

Elizabeth Tutt

ElizabethA.Tutt@ky.gov

(502) 564-7940 Ext: 3156

Cabinet for Health and Family Services

Office of Health Data and Analytics

Division of Data Analytics

275 East Main Street 4 W-E

Frankfort, KY 40621

Printed With State Funds

Table of Contents

Introduction – Table of Contents	I-VI
Data Analysis – Occupancy Rates	VII-X
KY Area Development District (ADD) Map	XI
County and ADD Reference	XII-XIII
KY State Psychiatric Hospital/Community Mental Health Center Region Map	XIV
County and Community Mental Health Center Region Reference	XV-XVI

Section I – Census Data

Includes number of licensed beds, beginning census, admissions, discharges, ending census, total patient days and occupancy percentage for each bed type.

Table 1 - Licensed Nursing Facility Beds	1-19
Table 1A – Licensed Nursing Facility Beds by Area Development District (ADD)	20
Table 2 - Licensed Personal Care Bed.....	21-31
Table 2A - Personal Care Bed Resident Census by CMHC Region and Percent of SMI	32-43
Table 2B - Personal Care Bed Resident Census by Age Group and CMHC Region	44-53
Table 2C - Personal Care Bed Census & Inpatient Days for Individuals with SMI	54-65
Table 2CC - Personal Care Bed Census & Inpatient Days Residents with SMI Receiving State.....	66-77
Supplementation	
Table 2D - Personal Care Bed Census with SMI by Gender & Ages 18 – 64	78-88
Table 2DD - Personal Care Bed Census by Gender & Ages 18 – 64 Residents with SMI Receiving State.....	89-100
Supplementation	
Table 2E - Personal Care Bed Census with SMI by Gender & Ages 65 & Older.....	101-111
Table 2EE - Personal Care Bed Census by Gender & Ages 65 & Older Residents with SMI Receiving State	112-123
Supplementation	
Table 3 - Licensed Nursing Home Beds (CCRC)	124-126
Table 4 - Licensed Nursing Home Beds (Non-CCRC)	127
Table 5 - Licensed Intermediate Care Beds.....	128
Table 6 - Licensed Alzheimer’s Facility Beds	129
Table 7 - Licensed ICF/IID Facilities	130-131
Table 7A - Licensed ICF/IID Facilities Bed Transition Status by CMHC Region	132-133
Table 7B - Licensed ICF/IID Facilities Bed, Reasons Individuals Not Transitioned by CMHC Region.....	134-135

Section II – Payor Source Data

Includes primary payor source data in number of patient days for each bed type.

Table 8 - Licensed Nursing Facility Beds	136-152
Table 9 - Licensed Personal Care Beds	153-162
Table 10 - Licensed Nursing Home Beds (CCRC)	163-165
Table 11 - Licensed Nursing Home Beds (Non-CCRC)	166-167
Table 12 - Licensed Intermediate Care Beds.....	168
Table 13 - Licensed Alzheimer’s Facility Beds	169
Table 14 - Licensed ICF/IID Facilities	170-171

Section III – Patient Age Distribution Data

Includes the ages of patients residing in each facility on December 31, 2018.

Table 15 - Licensed Nursing Facility Beds	172-188
Table 16 - Licensed Personal Care Beds	189-198
Table 17 - Licensed Nursing Home Beds (CCRC)	199-201
Table 18 - Licensed Nursing Home Beds (Non-CCRC)	202-203
Table 19 - Licensed Intermediate Care Beds.....	204
Table 20 - Licensed Alzheimer’s Facility Beds	205
Table 21 - Licensed ICF/IID Facilities	206-207

Section IV – Patient Death Distribution Data

Includes the ages of patient deaths in each facility during 2018.

Table 22 - Licensed Nursing Facility Beds	208-225
Table 23 - Licensed Personal Care Beds	226-235
Table 24 - Licensed Nursing Home Beds (CCRC)	236-237
Table 25 - Licensed Nursing Home Beds (Non-CCRC)	238-239
Table 26 - Licensed Intermediate Care Beds.....	240
Table 27 - Licensed Alzheimer’s Facility Beds	241
Table 28 - Licensed ICF/IID Facilities	242-243

Section V – Table 29 - Nursing Facility by ADD	244-253
--	---------

Section VI – Table 30 - Patient Origin Data.....	254-342
--	---------

Section VII – Table 31 – Comments Section	343-351
---	---------

Definitions

Alzheimer's Facility (ALZ) - A long-term care facility constructed and operated pursuant to KRS.216B.071 that provides care to residents with a primary diagnosis of Alzheimer's disease or related disorders.

Beds in Operation - Number of beds, regularly maintained and available on the floor to be filled. Actual beds set up and staffed for immediate use for inpatients during the reporting period.

Beginning Census – The beginning census for the current survey year should be the same as the ending census from the prior survey year. It starts at the beginning of the day January 1, just after midnight.

CMHC – Community Mental Health Center

Days in Period - 2018 had 365 days.

Ending Census – The ending census taken just before midnight December 31. It should also be verified by the following calculation:
 $\text{Beginning Census} + \text{Admissions} - \text{Discharges} - \text{Deaths} = \text{Ending Census}$.

Intermediate Care (IC) - Establishments with permanent facilities and health related services for patients who do not require the degree of care and treatment which a hospital or skilled nursing facility is designed to provide, but who, because of their mental or physical condition, require care and services (above the level of room and board) which can be made available to them only through institutional facilities on an inpatient basis.

Intermediate Care Facility for Individuals with Intellectual Disability (ICF/IID) - A facility licensed by the Office of the Inspector General to provide care for individuals with intellectual disabilities.

Licensed Beds: The number and type of beds for which the facility has been licensed at the end of the reporting period.

Long-Term Care: A facility licensed by the state through the Office of the Inspector General (OIG) providing one or more of the following levels of care: Alzheimer's Facility, Intermediate Care, Nursing Facility, Nursing Home and Personal Care Facility.

Nursing Facility (NF) - Long-term care facilities, formerly skilled nursing, nursing home, or intermediate care facilities prior to October 1, 1990, which meet the Omnibus Budget Reconciliation Act of 1987 (OBRA 87) nursing home reform requirements. Nursing facilities must be certified to participate in the **Medicare program in order to be certified for participation in Medicaid**, with the exception of those who have obtained a Medicaid nursing requirement waiver.

Nursing Home (NH) (Non-CCRC) - Establishments with permanent facilities that include inpatient beds, and with medical services including continuous nursing service; that provide treatment for patients who require inpatient care but do not currently require continuous hospital services.

Nursing Home (CCRC) – Continuing Care Retirement Community (CCRC), Nursing Home Beds are issued a Certificate of Compliance by the Office of Inspector General. Nursing Home (CCRC) beds are reported separately from Nursing Home (Non-CCRC) bed utilization. See KRS 216B.332 (1) and (2) for those requirements <https://apps.legislature.ky.gov/law/statutes/statute.aspx?id=40484>.

Percent Occupancy - Total days divided by potential patient days.

Percent Transitioned (ICF/IID) – Calculated by dividing the total individuals transitioned by the individuals served. The individuals served is the beginning census plus admissions.

Personal Care Facility (PC) – Establishments with permanent facilities including resident beds. Services provided include continuous supervision of residents, basic health and health-related services, personal care services, residential care services and social and recreational activities. (902 KAR 20:036)

Potential Patient Days: Number of licensed beds multiplied by the number of days in the reporting period, adjusted to reflect changes in licensed beds during the reporting period. Example: 100 licensed beds X 365 (days in 2018) equals 36,500 potential days. This figure is not shown in the report, but is used to calculate occupancy percentages.

SMI – SMI stands for Severe Mental Illness. For the purpose of the Long Term Care Report, the term SMI includes, but not limited to the following: Schizophrenia, Schizoaffective Disorder, Bipolar Disorder, Psychotic Disorders, Major Depressive Disorder and Borderline Personality Disorder. It does not include the following: Alzheimer's, Dementia, Autism, Down Syndrome, Cerebral Palsy, Epilepsy, Developmental Disabilities and Intellectual Disabilities. SMI is described in the Diagnostic and Statistical Manual of Mental Disorders (DSM), 5th Edition.

Total Patient Days: The total days of patient care provided by the facility for the year based on its capacity. It is calculated by summing the daily patient census for each day in the reporting period.

Kentucky Annual Long-Term Care Services Report



Charts and Graphs

2018 ANNUAL KENTUCKY LONG TERM CARE UTILIZATION AND SERVICE REPORT

Total Beds, By Year And Bed Type

Licensed Bed Type	2008	2009	2010	2011	2012	2013	2014	2015	2016	2017	2018	NET CHANGE	
												2008-2018	2017-2018
Nursing Facility	26,275	26,333	26,051	26,143	26,268	26,319	26,334	26,314	26,148	26,461	26,472	197	11
Personal Care	6,547	6,490	6,287	6,172	6,172	6,144	6,079	6,178	6,261	6,738	7,285	738	547
Intermediate Care	72	72	72	72	72	72	72	72	72	72	72	0	0
Nursing Home (CCRC)	411	417	426	436	454	242	284	265	266	268	268	-143	0
Nursing Home (Non-CCRC)						264	192	192	142	142	151	151	9
ICF/IID	925	914	914	888	888	888	888	888	630	638	632	-293	-6
Alzheimer	120	120	120	120	120	120	120	120	120	120	120	0	0
Statewide	34,350	34,346	33,870	33,831	33,974	34,049	33,969	34,029	33,639	34,439	35,000	650	561

Occupancy Rates By Bed Type

Licenced Bed Type	2008	2009	2010	2011	2012	2013	2014	2015	2016	2017	2018	NET CHANGE	
												2008-2018	2017-2018
Nursing Facility	90.70%	90.21%	90.74%	90.75%	89.35%	87.64%	88.36%	87.42%	86.98%	86.10%	84.81%	-5.89%	-1.29%
Personal Care	80.26%	79.88%	77.94%	80.53%	79.08%	77.19%	80.24%	77.55%	77.01%	73.68%	70.96%	-9.30%	-2.72%
Intermediate Care	81.55%	84.68%	85.24%	78.79%	77.56%	72.55%	63.41%	74.83%	74.37%	70.80%	64.13%	-17.42%	-6.67%
Nursing Home (CCRC)	89.71%	86.60%	86.99%	85.54%	81.50%	75.94%	72.77%	69.28%	61.95%	66.47%	64.92%	-24.79%	-1.55%
Nursing Home (Non-CCRC)						86.74%	86.89%	84.62%	83.62%	81.96%	81.67%	81.67%	-0.29%
ICF/IID	66.96%	62.84%	59.04%	53.89%	53.54%	51.46%	49.32%	48.04%	66.09%	64.31%	64.26%	-2.70%	-0.05%
Alzheimer	92.38%	89.64%	92.68%	88.41%	93.67%	94.59%	94.37%	91.79%	89.69%	92.68%	88.17%	-4.21%	-4.51%

Count Of Facilities By Bed Type

Licenced Bed Type	2008	2009	2010	2011	2012	2013	2014	2015	2016	2017	2018	NET CHANGE	
												2008-2018	2017-2018
Nursing Facility	292	288	285	286	287	285	284	285	283	288	288	-4	0
Personal Care	182	178	176	165	162	157	151	151	152	158	164	-18	6
Intermediate Care	9	9	9	9	9	9	9	9	9	9	9	0	0
Nursing Home (CCRC)	20	21	22	22	22	14	18	20	20	21	21	1	0
Nursing Home (Non-CCRC)						11	6	6	5	5	6	6	1
ICF/IID	9	12	14	14	14	14	14	14	14	16	16	7	0
Alzheimer	2	2	2	2	2	2	2	2	2	2	2	0	0
Statewide	514	510	508	498	496	492	484	487	485	499	506	-8	7

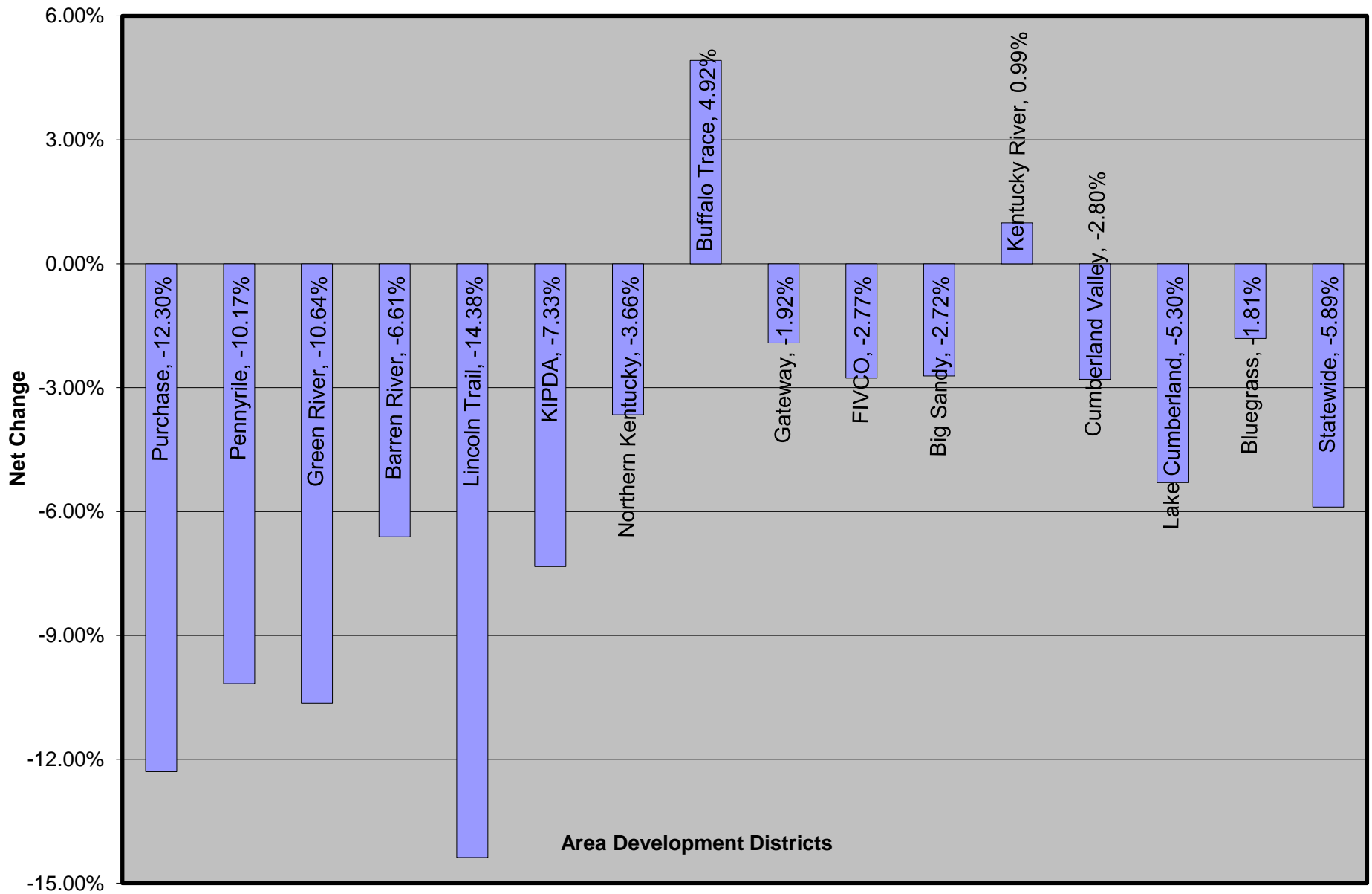
2018 ANNUAL KENTUCKY LONG TERM CARE UTILIZATION AND SERVICE REPORT

NURSING FACILITY BED OCCUPANCY RATES

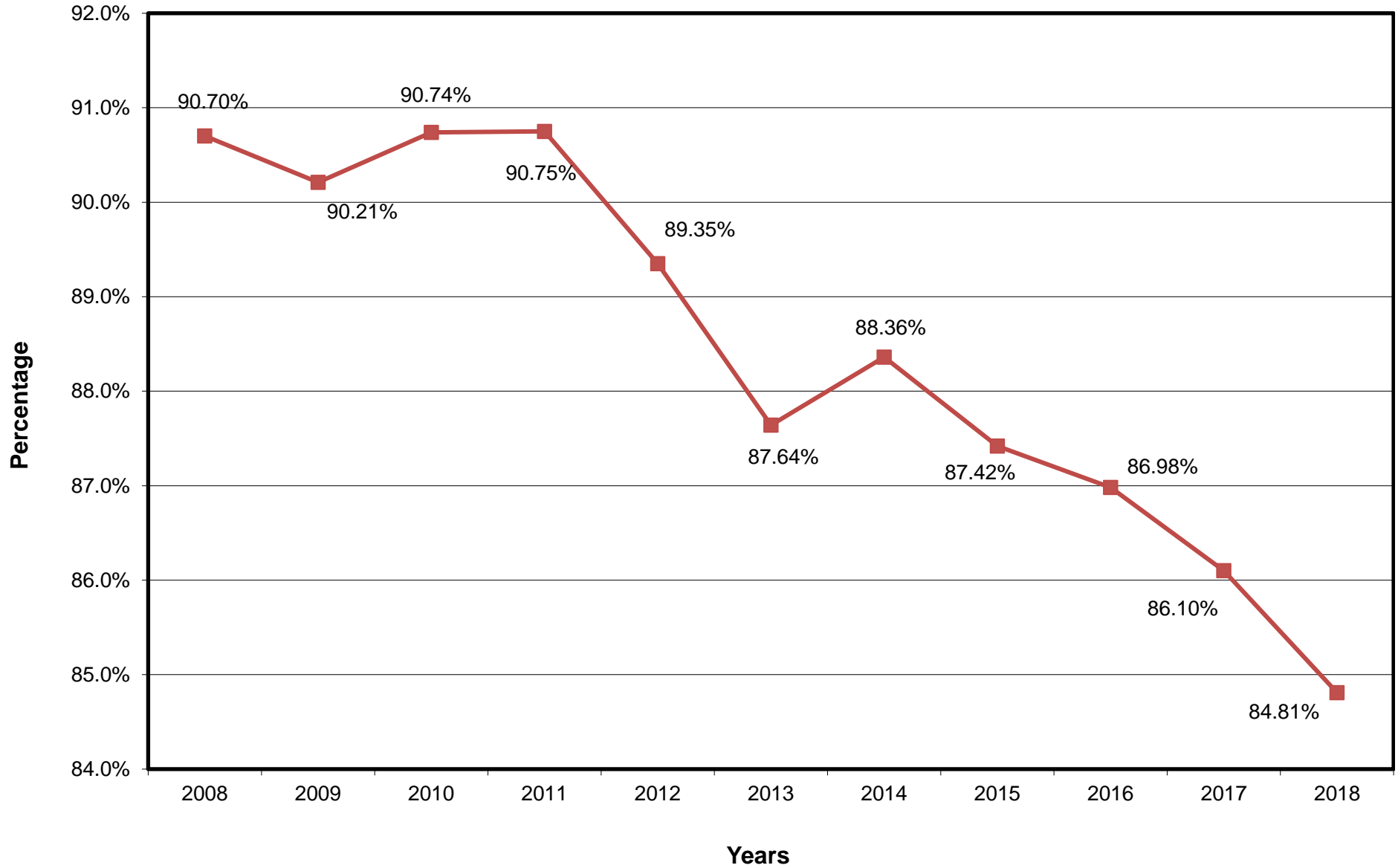
BY Year, ADD and Bed Type

Area Development District	2008	2009	2010	2011	2012	2013	2014	2015	2016	2017	2018	NET CHANGE	
												2008-2018	2017-2018
Purchase	88.19%	87.60%	87.69%	89.44%	84.95%	80.14%	79.83%	79.47%	78.02%	75.43%	75.89%	-12.30%	0.46%
Pennyrile	87.85%	88.05%	87.46%	87.52%	87.43%	83.01%	82.55%	82.37%	81.76%	79.29%	77.68%	-10.17%	-1.61%
Green River	91.54%	89.89%	90.03%	89.97%	89.23%	87.72%	88.55%	85.15%	82.95%	84.62%	80.90%	-10.64%	-3.72%
Barren River	93.37%	93.60%	93.48%	91.82%	90.73%	90.01%	90.69%	89.01%	87.90%	87.69%	86.76%	-6.61%	-0.93%
Lincoln Trail	95.66%	94.74%	95.36%	93.35%	91.29%	87.08%	89.74%	88.69%	89.63%	82.81%	81.28%	-14.38%	-1.53%
KIPDA	90.56%	89.75%	89.26%	89.25%	87.15%	85.01%	86.62%	87.58%	85.91%	86.40%	83.23%	-7.33%	-3.17%
Northern Kentucky	91.76%	90.27%	91.71%	92.72%	90.44%	91.99%	92.36%	88.21%	89.13%	88.38%	88.10%	-3.66%	-0.28%
Buffalo Trace	86.53%	88.80%	88.00%	90.06%	92.51%	90.11%	92.74%	77.29%	90.54%	91.19%	91.45%	4.92%	0.26%
Gateway	93.81%	92.83%	91.30%	93.09%	90.63%	91.41%	93.25%	91.75%	92.31%	91.30%	91.89%	-1.92%	0.59%
FIVCO	93.77%	93.26%	92.59%	92.37%	91.57%	90.39%	92.93%	92.08%	91.83%	91.70%	91.00%	-2.77%	-0.70%
Big Sandy	84.55%	82.45%	86.14%	86.43%	86.18%	84.18%	85.96%	84.43%	86.42%	84.49%	81.83%	-2.72%	-2.66%
Kentucky River	89.74%	91.25%	90.41%	88.75%	88.62%	86.34%	88.51%	88.63%	89.16%	90.29%	90.73%	0.99%	0.44%
Cumberland Valley	94.80%	95.15%	94.37%	93.65%	93.74%	93.91%	93.29%	93.35%	92.73%	93.03%	92.00%	-2.80%	-1.03%
Lake Cumberland	95.34%	93.07%	94.21%	95.17%	94.85%	93.67%	94.30%	92.83%	91.37%	89.54%	90.04%	-5.30%	0.50%
Bluegrass	87.46%	87.69%	91.00%	91.39%	89.92%	89.34%	88.42%	88.01%	87.48%	86.07%	85.65%	-1.81%	-0.42%
Statewide	90.70%	90.21%	90.74%	90.75%	89.35%	87.64%	88.36%	87.42%	86.98%	86.10%	84.81%	-5.89%	-1.29%

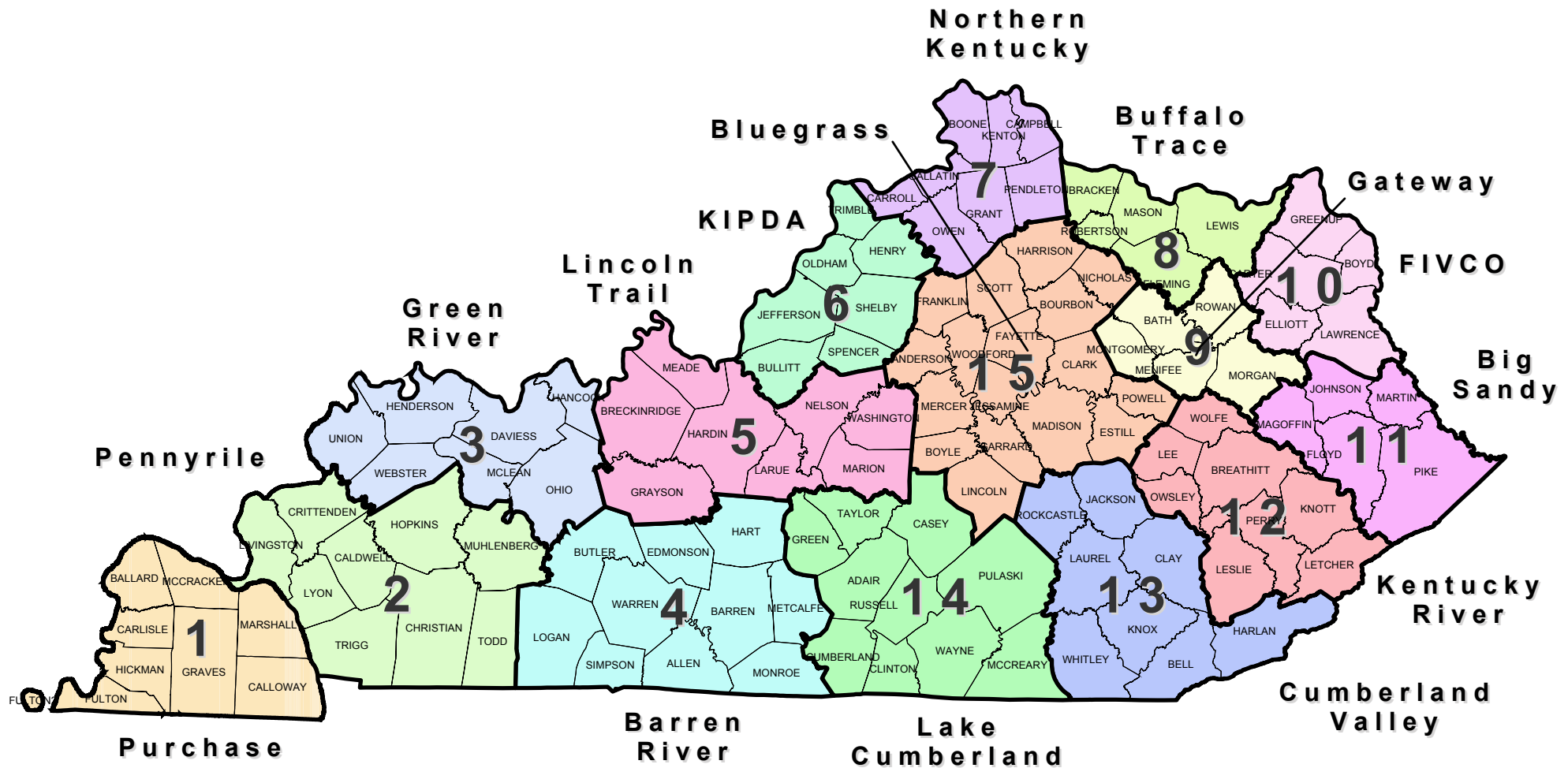
**2018 Annual Kentucky Long Term Care Utilization and Services Report
 Net Change in Occupancy in Nursing Facility Beds
 (2008 - 2018)**



2018 Annual Kentucky Long Term Care Utilization and Services Report
Statewide Occupancy Rates for Nursing Facility Beds
2008 - 2018



Kentucky Counties and Area Development Districts (ADDs)



2018 ANNUAL KENTUCKY LONG TERM CARE UTILIZATION AND SERVICE REPORT

County and Area Development District Reference

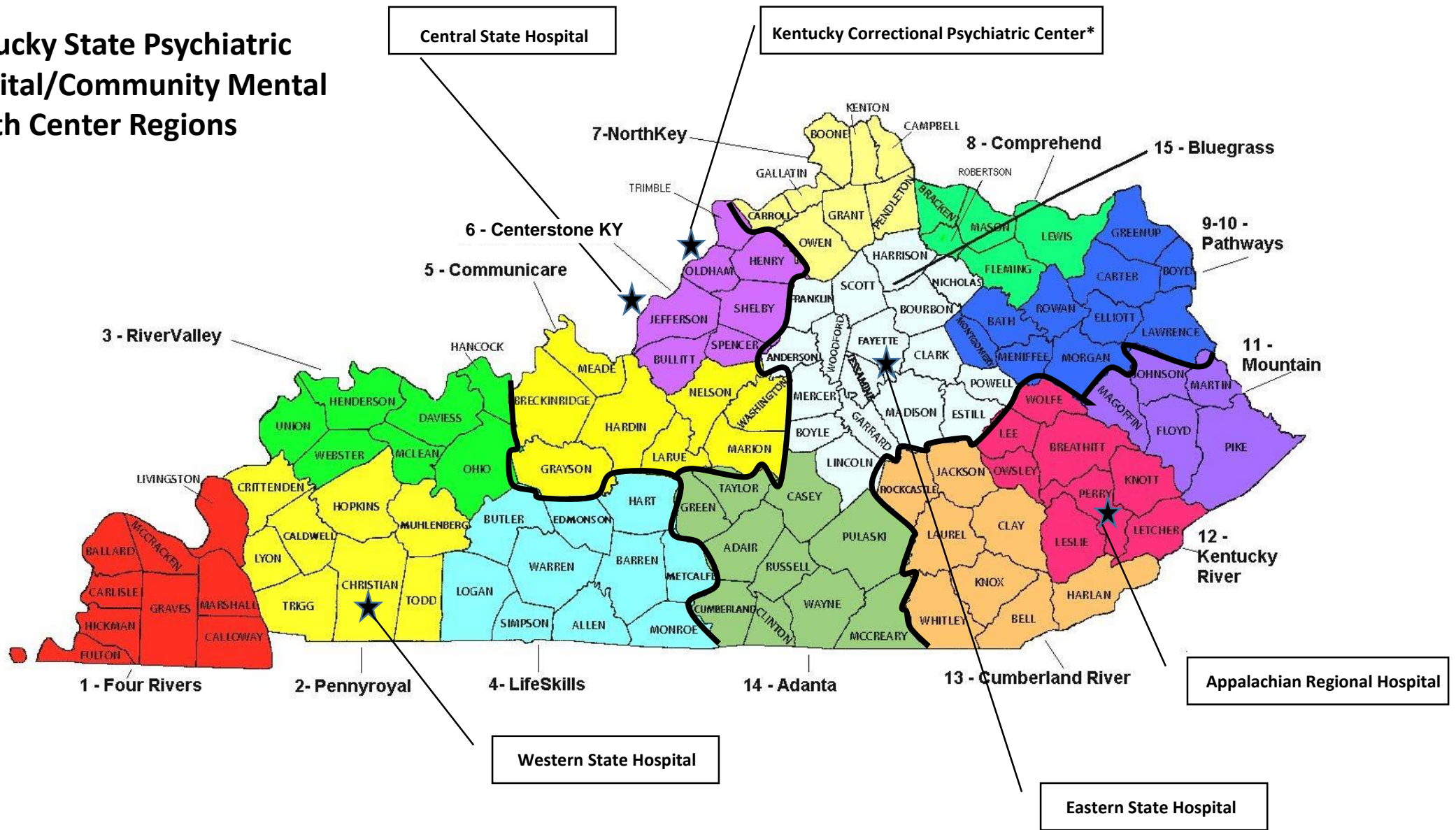
ADD	ADD NAME	COUNTY	ADD	ADD NAME	COUNTY				
1	PURCHASE	BALLARD	4	BARREN RIVER	METCALFE				
		CALLOWAY			MONROE				
		CARLISLE			SIMPSON				
		FULTON			WARREN				
		GRAVES			5	LINCOLN TRAIL	BRECKINRIDGE		
		HICKMAN					GRAYSON		
		MARSHALL					HARDIN		
		MCCRACKEN					LARUE		
		2					PENNYRILE	CALDWELL	MARION
								CHRISTIAN	MEADE
CRITTENDEN	NELSON								
HOPKINS	WASHINGTON								
LIVINGSTON	6		KIPDA	BULLITT					
LYON				HENRY					
MUHLENBERG				JEFFERSON					
TODD				OLDHAM					
TRIGG				SHELBY					
3				GREEN RIVER	DAVISS	SPENCER			
		HANCOCK			TRIMBLE				
		HENDERSON			7	NORTHERN KY	BOONE		
		MCLEAN					CAMPBELL		
		OHIO					CARROLL		
	UNION	GALLATIN							
	WEBSTER	GRANT							
	4	BARREN RIVER	ALLEN				KENTON		
			BARREN				OWEN		
			BUTLER				PENDLETON		
EDMONSON			8	BUFFALO TRACE			BRACKEN		
HART							FLEMING		
LOGAN					LEWIS				

2018 ANNUAL KENTUCKY LONG TERM CARE UTILIZATION AND SERVICE REPORT

County and Area Development District Reference

ADD	ADD NAME	COUNTY	ADD	ADD NAME	COUNTY
8	BUFFALO TRACE	MASON	13	CUMBERLAND VALLEY	LAUREL
		ROBERTSON			ROCKCASTLE
9	GATEWAY	BATH			WHITLEY
		MENIFEE	14	LAKE CUMBERLAND	ADAIR
		MONTGOMERY			CASEY
		MORGAN			CLINTON
		ROWAN			CUMBERLAND
10	FIVCO	BOYD			GREEN
		CARTER			MCCREARY
		ELLIOTT			PULASKI
		GREENUP			RUSSELL
		LAWRENCE			TAYLOR
11	BIG SANDY	FLOYD			WAYNE
		JOHNSON	15	BLUEGRASS	ANDERSON
		MAGOFFIN			BOURBON
		MARTIN			BOYLE
		PIKE			CLARK
12	KY RIVER	BREATHITT			ESTILL
		KNOTT			FAYETTE
		LEE			FRANKLIN
		LESLIE			GARRARD
		LETCHER			HARRISON
		OWSLEY			JESSAMINE
		PERRY			LINCOLN
		WOLFE			MADISON
13	CUMBERLAND VALLEY	BELL			MERCER
		CLAY			NICHOLAS
		HARLAN			POWELL
		JACKSON			SCOTT
		KNOX			WOODFORD

Kentucky State Psychiatric Hospital/Community Mental Health Center Regions



*KPCP provides forensic psychiatric services statewide

2018 ANNUAL KENTUCKY LONG TERM CARE UTILIZATION AND SERVICE REPORT

County and Community Mental Health Center Region Reference

CMHC	CMHC REGION	COUNTY	CMHC	CMHC REGION	COUNTY				
1	FOUR RIVERS	BALLARD	4	LIFESKILLS	METCALFE				
		CALLOWAY			MONROE				
		CARLISLE			SIMPSON				
		FULTON			WARREN				
		GRAVES			5	COMMUNICARE	BRECKINRIDGE		
		HICKMAN					GRAYSON		
		LIVINGSTON					HARDIN		
		MARSHALL					LARUE		
		MCCRACKEN					MARION		
		2					PENNYROYAL	CALDWELL	6
CHRISTIAN	NELSON								
CRITTENDEN	WASHINGTON								
HOPKINS	BULLITT								
LYON	HENRY								
MUHLENBERG	JEFFERSON								
TODD	OLDHAM								
TRIGG	SHELBY								
3	RIVER VALLEY		DAVIESS	7	NORTHKEY	SPENCER			
			HANCOCK			TRIMBLE			
		HENDERSON	BOONE						
		MCLEAN	CAMPBELL						
		OHIO	CARROLL						
		UNION	GALLATIN						
		WEBSTER	GRANT						
		4	LIFESKILLS			ALLEN	8	COMPREHEND	KENTON
						BARREN			OWEN
						BUTLER			PENDLETON
EDMONSON	BRACKEN								
HART	FLEMING								
LOGAN	LEWIS								

2018 ANNUAL KENTUCKY LONG TERM CARE UTILIZATION AND SERVICE REPORT

County and Community Mental Health Center Region Reference

CMHC	CMHC REGION	COUNTY	CMHC	CMHC REGION	COUNTY
8	COMPREHEND	MASON	13	CUMBERLAND RIVER	LAUREL
		ROBERTSON			ROCKCASTLE
9 - 10	PATHWAYS	BATH			WHITLEY
		BOYD	14	ADANTA	ADAIR
		CARTER			CASEY
		ELLIOTT			CLINTON
		GREENUP			CUMBERLAND
		LAWRENCE			GREEN
		MENIFEE			MCCREARY
		MONTGOMERY			PULASKI
		MORGAN			RUSSELL
		ROWAN			TAYLOR
11	MOUNTAIN	FLOYD			WAYNE
		JOHNSON	15	BLUEGRASS	ANDERSON
		MAGOFFIN			BOURBON
		MARTIN			BOYLE
		PIKE			CLARK
12	KENTUCKY RIVER	BREATHITT			ESTILL
		KNOTT			FAYETTE
		LEE			FRANKLIN
		LESLIE			GARRARD
		LETCHER			HARRISON
		OWSLEY			JESSAMINE
		PERRY			LINCOLN
		WOLFE			MADISON
13	CUMBERLAND RIVER	BELL			MERCER
		CLAY			NICHOLAS
		HARLAN			POWELL
		JACKSON			SCOTT
		KNOX			WOODFORD

Kentucky Annual Long-Term Care Services Report



Section I Census Data

2018 ANNUAL KENTUCKY LONG TERM CARE UTILIZATION AND SERVICE REPORT

Table 1 - Census Data- Nursing Facility Beds

ADD / Facility	Licensed Beds	Beds In Operation	Beginning Census	Admissions	Discharges	Deaths	Ending Census	Total Patient Days	Occupancy Percentage
ADD: 1 - Purchase									
BALLARD									
Life Care Center of LaCenter	70	70	47	102	70	31	48	20,642	80.79%
BALLARD County Total:	70	70	47	102	70	31	48	20,642	80.79%
CALLOWAY									
Spring Creek Health Care	226	226	144	386	352	49	129	48,787	59.14%
CALLOWAY County Total:	226	226	144	386	352	49	129	48,787	59.14%
CARLISLE									
Countryside Center	53	53	42	117	94	18	47	16,089	83.17%
CARLISLE County Total:	53	53	42	117	94	18	47	16,089	83.17%
FULTON									
Fulton Nursing and Rehab	60	60	48	54	37	21	44	18,607	84.96%
FULTON County Total:	60	60	48	54	37	21	44	18,607	84.96%
GRAVES									
Concordia Healthcare Center-Heritage Manor	85	85	64	158	137	18	67	2,147	6.92%
Green Acres Health Care	73	73	62	130	114	16	62	22,602	84.83%
Mills Health and Rehab Center	98	98	94	208	169	43	90	33,741	94.33%
GRAVES County Total:	256	256	220	496	420	77	219	58,490	62.60%
HICKMAN									
Clinton Hickman County Nursing Facility	46	46	42	38	22	13	45	15,932	94.89%
Clinton Place	88	88	72	150	137	17	68	24,820	77.27%
HICKMAN County Total:	134	134	114	188	159	30	113	40,752	83.32%
MARSHALL									
Calvert City Convalescent Center	95	95	81	81	38	44	80	31,829	91.79%
Lake Way Nursing and Rehabilitation Center	96	96	85	163	131	40	77	30,788	87.87%
Oakview Nursing and Rehabilitation Center	100	100	67	107	67	37	70	25,952	71.10%
MARSHALL County Total:	291	291	233	351	236	121	227	88,569	83.39%
MCCRACKEN									
Baptist Health Paducah	24	0	0	0	0	0	0	0	0.00%
Parkview Nursing and Rehabilitation Center (Paducah)	228	228	201	467	376	82	210	75,937	91.25%
River Haven Nursing and Rehab	103	103	68	63	60	9	65	23,493	62.49%
Stonecreek Health and Rehab	86	86	69	249	209	29	80	28,325	90.24%

2018 ANNUAL KENTUCKY LONG TERM CARE UTILIZATION AND SERVICE REPORT

Table 1 - Census Data- Nursing Facility Beds

ADD / Facility	Licensed Beds	Beds In Operation	Beginning Census	Admissions	Discharges	Deaths	Ending Census	Total Patient Days	Occupancy Percentage
Superior Care Home	108	108	91	567	539	27	92	34,310	87.04%
MCCRACKEN County Total:	549	525	429	1,346	1,184	147	447	162,065	80.88%
ADD: 1 Total	1,639	1,615	1,277	3,040	2,552	494	1,274	454,001	75.89%
ADD: 2 - Pennyriple									
CALDWELL									
Princeton Health and Rehab Center	104	104	51	133	79	39	66	20,424	53.80%
CALDWELL County Total:	104	104	51	133	79	39	66	20,424	53.80%
CHRISTIAN									
Bradford Heights Health & Rehab Center	100	100	68	248	220	27	69	27,136	74.35%
Christian Health Center, Hopkinsville	112	112	108	253	213	41	107	38,150	93.32%
Christian Heights Nursing and Rehabilitation Center	60	60	41	93	88	7	39	14,606	66.69%
Covington Convalescent Center	72	72	64	70	50	17	67	23,835	90.70%
Western State Nursing Facility	144	144	100	17	13	8	96	33,988	64.67%
CHRISTIAN County Total:	488	488	381	681	584	100	378	137,715	77.32%
CRITTENDEN									
Crittenden County Health and Rehabilitation Center	101	101	84	76	52	32	76	26,931	73.05%
CRITTENDEN County Total:	101	101	84	76	52	32	76	26,931	73.05%
HOPKINS									
Baptist Health Madisonville	20	0	0	0	0	0	0	0	0.00%
Brighton Cornerstone Health Care	66	66	61	45	41	14	51	20,852	86.56%
Dawson Springs Health And Rehab Ctr	59	59	53	32	22	6	57	20,162	93.62%
Hillside Center	71	71	55	135	118	22	50	20,468	78.98%
Joseph Eddie Ballard Western Kentucky Veterans Ctr	156	156	97	54	10	54	87	32,489	57.06%
Madisonville Health and Rehabilitation	94	94	80	132	105	25	82	29,930	87.23%
Ridgewood Terrace Nursing Home	110	110	104	240	205	37	102	36,157	90.05%
Tradewater Pointe	60	60	50	94	82	15	47	17,903	81.75%
HOPKINS County Total:	636	616	500	732	583	173	476	177,961	76.66%
LIVINGSTON									
Salem Springlake Health and Rehabilitation Center	75	75	53	97	83	12	55	19,474	71.14%
LIVINGSTON County Total:	75	75	53	97	83	12	55	19,474	71.14%

2018 ANNUAL KENTUCKY LONG TERM CARE UTILIZATION AND SERVICE REPORT

Table 1 - Census Data- Nursing Facility Beds

ADD / Facility	Licensed Beds	Beds In Operation	Beginning Census	Admissions	Discharges	Deaths	Ending Census	Total Patient Days	Occupancy Percentage
LYON									
Christian Care Center of Kuttawa	65	65	58	100	74	22	62	21,538	90.78%
River's Bend Retirement Community	40	40	39	60	40	22	37	13,560	92.88%
LYON County Total:	105	105	97	160	114	44	99	35,098	91.58%
MUHLENBERG									
Concordia Nursing and Rehabilitation-Maple	97	97	92	129	110	18	93	33,713	95.22%
Diversicare of Greenville	62	62	58	157	133	22	60	21,741	96.07%
Owensboro Health Muhlenberg Community Hospital Long Term Care	45	45	35	171	135	29	42	13,414	81.67%
MUHLENBERG County Total:	204	204	185	457	378	69	195	68,868	92.49%
TODD									
Hearthstone Place	60	60	45	131	114	11	51	18,407	84.05%
TODD County Total:	60	60	45	131	114	11	51	18,407	84.05%
TRIGG									
Shady Lawn Nursing and Rehabilitation Center	50	50	31	59	45	9	36	12,002	65.76%
TRIGG County Total:	50	50	31	59	45	9	36	12,002	65.76%
ADD: 2 Total	1,823	1,803	1,427	2,526	2,032	489	1,432	516,880	77.68%
ADD: 3 - Green River									
DAVIESS									
Carmel Home	36	36	36	28	15	13	36	12,905	98.21%
Hermitage Care and Rehabilitation Center	70	70	62	55	47	21	49	17,885	70.00%
Owensboro Center	145	141	124	242	189	53	124	41,458	78.33%
Signature Healthcare at Hillcrest	156	156	122	288	239	55	116	42,456	74.56%
The Transitional Care Center of Owensboro	30	30	19	707	700	8	18	7,781	71.06%
Twin Rivers Nursing and Rehab Center	132	132	114	97	78	26	107	41,022	85.14%
Wellington Parc of Owensboro	20	20	19	9	4	4	20	7,160	98.08%
DAVIESS County Total:	589	585	496	1,426	1,272	180	470	170,667	79.39%
HANCOCK									
Heartland Villa Care and Rehabilitation Center Com	45	45	41	68	53	14	42	15,274	92.99%
HANCOCK County Total:	45	45	41	68	53	14	42	15,274	92.99%
HENDERSON									
Henderson Nursing and Rehabilitation Center	90	90	62	72	69	14	51	21,732	66.16%

2018 ANNUAL KENTUCKY LONG TERM CARE UTILIZATION AND SERVICE REPORT

Table 1 - Census Data- Nursing Facility Beds

ADD / Facility	Licensed Beds	Beds In Operation	Beginning Census	Admissions	Discharges	Deaths	Ending Census	Total Patient Days	Occupancy Percentage
Redbanks	222	222	183	287	253	43	174	63,652	78.55%
HENDERSON County Total:	312	312	245	359	322	57	225	85,384	74.98%
MCLEAN									
Riverside Care & Rehab Ctr	79	79	63	95	83	16	59	22,701	78.73%
MCLEAN County Total:	79	79	63	95	83	16	59	22,701	78.73%
OHIO									
Beaver Dam Nursing and Rehab Center	58	58	54	99	68	29	56	19,610	92.63%
Fordsville Nursing and Rehabilitation Center	67	67	66	31	35	5	57	23,064	94.31%
Signature Healthcare of Hartford Rehab and Wellness	110	104	94	119	112	13	88	33,283	82.90%
OHIO County Total:	235	229	214	249	215	47	201	75,957	88.55%
UNION									
Breckinridge Place	16	16	16	22	14	9	15	5,569	95.36%
Morganfield Nursing and Rehabilitation Center	60	60	50	104	95	15	44	19,066	87.06%
UNION County Total:	76	76	66	126	109	24	59	24,635	88.81%
WEBSTER									
Redbanks Colonial Terrace	87	87	66	92	69	19	70	25,562	80.50%
WEBSTER County Total:	87	87	66	92	69	19	70	25,562	80.50%
ADD: 3 Total	1,423	1,413	1,191	2,415	2,123	357	1,126	420,180	80.90%
ADD: 4 - Barren River									
ALLEN									
Cal Turner Rehab and Specialty Care	110	110	108	87	42	49	104	38,654	96.27%
ALLEN County Total:	110	110	108	87	42	49	104	38,654	96.27%
BARREN									
Diversicare of Glasgow	94	94	89	130	109	32	78	30,164	87.92%
Glasgow State Nursing Facility	100	75	70	22	10	15	67	25,081	68.72%
Glenview Health Care Facility	60	60	53	52	24	23	58	19,764	90.25%
NHC HealthCare, Glasgow	194	194	174	308	234	85	163	63,154	89.19%
Signature Healthcare of Glasgow	68	68	59	124	104	18	61	21,941	88.40%
T J Samson Community Hospital Skilled Nursing Unit	16	16	12	239	240	2	9	3,366	57.64%
BARREN County Total:	532	507	457	875	721	175	436	163,470	84.18%

2018 ANNUAL KENTUCKY LONG TERM CARE UTILIZATION AND SERVICE REPORT

Table 1 - Census Data- Nursing Facility Beds

ADD / Facility	Licensed Beds	Beds In Operation	Beginning Census	Admissions	Discharges	Deaths	Ending Census	Total Patient Days	Occupancy Percentage
BUTLER									
Morgantown Care and Rehabilitation Center	122	122	100	225	176	34	115	38,949	87.47%
BUTLER County Total:	122	122	100	225	176	34	115	38,949	87.47%
EDMONSON									
Edmonson Center	74	74	67	120	100	18	69	25,299	93.67%
EDMONSON County Total:	74	74	67	120	100	18	69	25,299	93.67%
HART									
Signature Healthcare of Hart County	104	104	86	134	107	23	90	32,688	86.11%
HART County Total:	104	104	86	134	107	23	90	32,688	86.11%
LOGAN									
Auburn Health Care	66	66	47	36	30	8	45	17,812	73.94%
Creekwood Place Nursing and Rehab Center	104	104	89	304	275	25	93	34,176	90.03%
LOGAN County Total:	170	170	136	340	305	33	138	51,988	83.78%
METCALFE									
Metcalf Health Care Center	71	71	67	115	96	21	65	24,554	94.75%
METCALFE County Total:	71	71	67	115	96	21	65	24,554	94.75%
MONROE									
Signature HealthCare of Monroe County Rehab	104	104	92	174	149	15	102	34,614	91.19%
MONROE County Total:	104	104	92	174	149	15	102	34,614	91.19%
SIMPSON									
Franklin-Simpson Nursing and Rehabilitation	98	98	87	198	175	27	83	31,349	87.64%
SIMPSON County Total:	98	98	87	198	175	27	83	31,349	87.64%
WARREN									
Bowling Green Nursing and Rehabilitation	66	66	54	168	140	23	59	20,361	84.52%
Christian Health Center, Bowling Green	22	22	20	173	166	10	17	7,176	89.36%
Colonial Center	48	48	44	81	62	20	43	16,360	93.38%
Greenwood Nursing and Rehabilitation	128	128	121	561	509	46	127	45,257	96.87%
Hopkins Center	50	50	47	46	32	12	49	17,589	96.38%
Signature Healthcare Bowling Green	176	176	126	201	150	47	130	45,485	70.80%
WARREN County Total:	490	490	412	1,230	1,059	158	425	152,228	85.11%
ADD: 4 Total	1,875	1,850	1,612	3,498	2,930	553	1,627	593,793	86.76%

2018 ANNUAL KENTUCKY LONG TERM CARE UTILIZATION AND SERVICE REPORT

Table 1 - Census Data- Nursing Facility Beds

ADD / Facility	Licensed Beds	Beds In Operation	Beginning Census	Admissions	Discharges	Deaths	Ending Census	Total Patient Days	Occupancy Percentage
ADD: 5 - Lincoln Trail									
BRECKINRIDGE									
Breckinridge Memorial Nursing Facility	18	18	17	13	3	9	18	6,470	98.48%
Hardinsburg Nursing and Rehabilitation	63	63	59	66	49	15	61	22,303	96.99%
BRECKINRIDGE County Total:	81	81	76	79	52	24	79	28,773	97.32%
GRAYSON									
Grayson Manor	72	72	70	95	79	22	64	25,588	97.37%
Spring View Health and Rehab Center	71	71	62	95	82	12	63	22,379	86.36%
GRAYSON County Total:	143	143	132	190	161	34	127	47,967	91.90%
HARDIN									
Elizabethtown Nursing and Rehab	65	65	57	174	148	28	55	21,648	91.25%
Helmwood Healthcare Center	60	60	50	177	145	28	54	18,250	83.33%
Kensington Center	82	82	76	405	362	43	76	27,870	93.12%
Nursing Facility of Hardin Memorial Hospital	15	15	11	366	362	5	10	4,193	76.58%
Radcliff Veterans Center	120	120	30	40	3	18	49	14,554	33.23%
Signature Healthcare at North Hardin Rehab	148	148	118	279	243	42	112	41,494	76.81%
Signature Healthcare of Elizabethtown	112	104	81	276	241	26	90	31,813	77.82%
HARDIN County Total:	602	594	423	1,717	1,504	190	446	159,822	72.74%
LARUE									
Sunrise Manor Nursing Home	137	137	122	361	284	84	115	43,942	87.88%
LARUE County Total:	137	137	122	361	284	84	115	43,942	87.88%
MARION									
Cedars Of Lebanon Nursing Center	81	81	61	62	48	20	55	20,403	69.01%
Loretto Motherhouse Infirmary	59	59	53	29	13	20	49	18,785	90.32%
Village of Lebanon II	16	16	16	5	3	3	15	5,724	98.01%
MARION County Total:	156	156	130	96	64	43	119	44,912	79.91%
MEADE									
Brandenburg Nursing and Rehabilitation	57	57	51	82	61	18	54	18,704	89.90%
MEADE County Total:	57	57	51	82	61	18	54	18,704	89.90%
NELSON									
Flaget Memorial Hospital NF	12	12	7	270	268	4	5	3,402	77.67%
Landmark of Bardstown Rehab and Nursing	100	100	81	311	284	38	70	30,417	83.33%
Signature Healthcare At Colonial Rehab	65	65	56	188	163	25	56	20,921	88.18%
NELSON County Total:	177	177	144	769	715	67	131	54,740	84.73%

2018 ANNUAL KENTUCKY LONG TERM CARE UTILIZATION AND SERVICE REPORT

Table 1 - Census Data- Nursing Facility Beds

ADD / Facility	Licensed Beds	Beds In Operation	Beginning Census	Admissions	Discharges	Deaths	Ending Census	Total Patient Days	Occupancy Percentage
WASHINGTON									
Sansbury Care Center	48	48	46	25	21	3	47	16,254	92.77%
Springfield Nursing and Rehabilitation Center	70	70	53	64	50	6	61	20,680	80.94%
WASHINGTON County Total:	118	118	99	89	71	9	108	36,934	85.75%
ADD: 5 Total	1,471	1,463	1,177	3,383	2,912	469	1,179	435,794	81.28%
ADD: 6 - KIPDA									
BULLITT									
Green Meadows Healthcare Center 1	122	122	88	219	180	41	86	33,354	74.90%
BULLITT County Total:	122	122	88	219	180	41	86	33,354	74.90%
HENRY									
Providence New Castle	60	60	56	46	39	12	51	19,110	87.26%
HENRY County Total:	60	60	56	46	39	12	51	19,110	87.26%
JEFFERSON									
Cherokee Park Rehabilitation	84	84	60	347	317	18	72	25,274	82.43%
Christian Health Center of Louisville	118	118	75	346	298	24	99	38,659	89.76%
Clifton Oaks Care Center	110	110	77	149	152	2	72	31,001	77.21%
Diversicare of Seneca Place	107	107	80	150	123	27	80	30,724	78.67%
Episcopal Church Home	93	93	67	447	292	148	74	27,214	80.17%
Essex Nursing and Rehabilitation Center	128	128	108	207	175	40	100	39,074	83.63%
Forest Springs Health Campus	58	58	44	470	442	23	49	17,826	84.20%
Franciscan Health Care Center	85	85	80	826	798	29	79	29,445	94.91%
Glen Ridge Health Campus	70	64	63	603	581	22	63	22,985	89.96%
Highlands Nursing and Rehabilitation Center (Louis	154	154	140	199	212	16	111	45,437	80.83%
Hillcreek Rehabilitation and Care	172	172	149	394	369	26	148	53,281	84.87%
Home of the Innocents	76	76	76	52	50	2	76	27,252	98.24%
Jeffersontown Rehabilitation	98	98	74	203	173	27	77	23,578	65.92%
Kindred Hospital - Louisville	47	47	44	61	43	19	43	15,771	91.93%
Klondike Center	62	62	54	79	66	12	55	20,903	92.37%
Landmark of Iroquois Park and Nursing Center	120	118	107	180	175	16	96	37,845	86.40%
Landmark of Louisville Rehab and Nursing	252	252	225	398	366	48	209	76,793	83.49%
Landmark of River City Rehabilitation and Nursing	92	92	87	72	70	5	84	28,837	85.88%

2018 ANNUAL KENTUCKY LONG TERM CARE UTILIZATION AND SERVICE REPORT

Table 1 - Census Data- Nursing Facility Beds

ADD / Facility	Licensed Beds	Beds In Operation	Beginning Census	Admissions	Discharges	Deaths	Ending Census	Total Patient Days	Occupancy Percentage
Little Sisters of the Poor - St. Joseph's Home	35	35	35	5	1	7	32	12,596	98.60%
Masonic Home of Louisville	167	136	133	1,009	943	68	131	47,300	77.60%
Nazareth Home	116	116	115	595	494	106	110	40,150	94.83%
Nazareth Home Clifton	115	115	90	437	370	56	101	36,317	86.52%
Park Terrace Health Campus	88	88	76	747	722	29	72	29,723	92.54%
Providence Louisville East Post Acute	178	178	147	312	264	55	140	56,512	86.98%
Regency Rehabilitation and Nursing Center	110	110	94	294	261	21	106	37,456	93.29%
Regis Woods Care and Rehabilitation Center	186	186	171	398	364	34	171	62,839	92.56%
Rivers Edge Nursing and Rehabilitation Center	100	100	91	33	33	7	84	32,692	89.57%
Signature Health Care of East Louisville	128	128	113	422	392	28	115	40,136	85.91%
Signature Health Care of South Louisville	100	100	83	630	593	31	89	29,953	82.06%
Signature Healthcare At Jefferson Manor Rehab	100	100	68	120	100	19	69	23,894	65.46%
Signature Healthcare at Jefferson Place Rehab	95	95	61	702	648	37	78	25,025	72.17%
Signature Healthcare At Rockford Rehab	110	110	89	298	263	26	98	32,894	81.93%
Signature Healthcare at St's Mary & Elizabeth Hosp	20	20	9	389	377	5	16	6,209	85.05%
Signature Healthcare At Summerfield Rehab	165	161	113	325	300	29	109	39,812	66.11%
Springhurst Health and Rehab	90	90	83	186	170	20	79	29,781	90.66%
St Matthews Care Center	125	125	111	315	294	14	118	43,106	94.48%
Sycamore Heights Health and Rehab	96	96	62	106	97	6	65	22,067	62.98%
The Forum at Brookside	40	40	34	147	130	21	30	11,531	78.98%
Treyton Oaks Towers	60	60	41	237	202	35	41	15,799	72.14%
Valhalla Post Acute	130	130	102	696	659	45	94	37,742	79.54%
Wesley Manor	68	64	61	83	57	32	55	22,093	89.01%
Westminster Terrace	112	108	96	177	156	28	89	33,718	82.48%
Westport Care Center	145	145	112	109	87	20	114	38,961	73.62%
Westport Place Health Campus	62	62	50	462	439	24	49	19,767	87.35%
JEFFERSON County Total:	4,667	4,616	3,850	14,417	13,118	1,307	3,842	1,419,972	83.36%

2018 ANNUAL KENTUCKY LONG TERM CARE UTILIZATION AND SERVICE REPORT

Table 1 - Census Data- Nursing Facility Beds

ADD / Facility	Licensed Beds	Beds In Operation	Beginning Census	Admissions	Discharges	Deaths	Ending Census	Total Patient Days	Occupancy Percentage
OLDHAM									
Baptist Health La Grange	30	11	15	189	182	11	11	4,583	41.85%
Friendship Manor Nursing Home	128	127	120	222	167	57	118	42,753	91.51%
Providence Richwood	120	120	110	158	137	32	99	38,198	87.21%
OLDHAM County Total:	278	258	245	569	486	100	228	85,534	84.29%
SHELBY									
Crestview Center	58	58	57	189	167	22	57	20,196	95.40%
Masonic Home of Shelbyville	117	108	98	487	446	52	87	34,559	80.92%
SHELBY County Total:	175	166	155	676	613	74	144	54,755	85.72%
SPENCER									
Signature Health Care of Spencer County	120	120	96	142	116	34	88	33,935	77.48%
SPENCER County Total:	120	120	96	142	116	34	88	33,935	77.48%
TRIMBLE									
Signature Health Care of Trimble County	60	58	55	72	68	12	47	18,674	85.27%
TRIMBLE County Total:	60	58	55	72	68	12	47	18,674	85.27%
ADD: 6 Total	5,482	5,400	4,545	16,141	14,620	1,580	4,486	1,665,334	83.23%
ADD: 7 - Northern KY									
BOONE									
Bridgepoint Care and Rehabilitation Center	151	151	131	372	328	38	137	50,302	91.27%
Florence Park Care Center	150	150	140	254	201	50	143	49,264	89.98%
St Elizabeth Florence SNF	16	16	13	414	410	1	16	5,364	91.85%
BOONE County Total:	317	317	284	1,040	939	89	296	104,930	90.69%
CAMPBELL									
Carmel Manor	95	95	89	141	78	65	87	32,679	94.24%
Coldspring Transitional Care Center	143	143	130	568	506	65	127	45,650	87.46%
Highlandspring of Ft Thomas	140	140	132	579	518	62	131	46,559	91.11%
St Elizabeth FT Thomas SNF	26	26	16	411	410	2	15	5,839	61.53%
The Seasons at Alexandria	167	117	73	320	250	29	114	40,791	66.92%
CAMPBELL County Total:	571	521	440	2,019	1,762	223	474	171,518	82.30%
CARROLL									
Signature Healthcare of Carrollton Rehab	78	78	69	115	102	17	65	25,165	88.39%
CARROLL County Total:	78	78	69	115	102	17	65	25,165	88.39%

2018 ANNUAL KENTUCKY LONG TERM CARE UTILIZATION AND SERVICE REPORT

Table 1 - Census Data- Nursing Facility Beds

ADD / Facility	Licensed Beds	Beds In Operation	Beginning Census	Admissions	Discharges	Deaths	Ending Census	Total Patient Days	Occupancy Percentage
GALLATIN									
Gallatin Nursing and Rehab	120	120	100	91	55	42	94	36,656	83.69%
GALLATIN County Total:	120	120	100	91	55	42	94	36,656	83.69%
GRANT									
Grant Center	95	95	94	236	208	31	91	33,359	96.20%
GRANT County Total:	95	95	94	236	208	31	91	33,359	96.20%
KENTON									
Emerald Trace	54	54	50	410	389	28	43	16,538	83.91%
Madonna Manor	59	59	50	248	215	28	55	20,123	93.44%
Rosedale Green	176	176	153	96	31	51	167	58,412	90.93%
The Pavilion at Kenton	82	82	76	168	156	13	75	27,283	91.16%
Village Care Center	100	100	95	173	143	37	88	33,870	92.79%
Villaspring of Erlanger	140	140	133	773	702	66	138	50,370	98.57%
Woodcrest Nursing and Rehabilitation Center	127	127	103	83	64	23	99	34,788	75.05%
KENTON County Total:	738	738	660	1,951	1,700	246	665	241,384	89.61%
OWEN									
Owenton Center	100	100	91	162	135	20	98	34,559	94.68%
OWEN County Total:	100	100	91	162	135	20	98	34,559	94.68%
PENDLETON									
River Valley Nursing Home	60	60	59	34	18	16	59	20,998	95.88%
PENDLETON County Total:	60	60	59	34	18	16	59	20,998	95.88%
ADD: 7 Total	2,079	2,029	1,797	5,648	4,919	684	1,842	668,569	88.10%
ADD: 8 - Buffalo Trace									
BRACKEN									
Bracken County Nursing and Rehabilitation Center	32	32	30	69	65	9	25	10,014	85.74%
BRACKEN County Total:	32	32	30	69	65	9	25	10,014	85.74%
FLEMING									
Pioneer Trace Nursing Home	92	92	87	82	76	14	79	29,165	86.85%
FLEMING County Total:	92	92	87	82	76	14	79	29,165	86.85%
LEWIS									
Vanceburg Rehabilitation and Care	94	94	79	165	125	30	89	32,485	94.68%
LEWIS County Total:	94	94	79	165	125	30	89	32,485	94.68%

2018 ANNUAL KENTUCKY LONG TERM CARE UTILIZATION AND SERVICE REPORT

Table 1 - Census Data- Nursing Facility Beds

ADD / Facility	Licensed Beds	Beds In Operation	Beginning Census	Admissions	Discharges	Deaths	Ending Census	Total Patient Days	Occupancy Percentage
MASON									
Maysville Nursing and Rehabilitation Facility	130	130	129	230	207	38	114	44,338	93.50%
MASON County Total:	130	130	129	230	207	38	114	44,338	93.50%
ROBERTSON									
Robertson County Health Care Facility	60	60	54	74	55	17	56	20,155	92.03%
ROBERTSON County Total:	60	60	54	74	55	17	56	20,155	92.03%
ADD: 8 Total	408	408	379	620	528	108	363	136,157	91.45%
ADD: 9 - Gateway									
BATH									
Ridgeway Nursing and Rehabilitation	99	99	88	96	78	14	92	34,010	94.12%
BATH County Total:	99	99	88	96	78	14	92	34,010	94.12%
MENIFEE									
Edgewood Estates	60	60	52	56	49	4	55	20,056	91.58%
MENIFEE County Total:	60	60	52	56	49	4	55	20,056	91.58%
MONTGOMERY									
Windsor Care Center	144	144	127	362	320	35	134	48,431	92.14%
MONTGOMERY County Total:	144	144	127	362	320	35	134	48,431	92.14%
MORGAN									
West Liberty Nursing and Rehabilitation Center	48	48	46	110	102	12	42	16,045	91.58%
MORGAN County Total:	48	48	46	110	102	12	42	16,045	91.58%
ROWAN									
Life Care Center of Morehead	97	96	92	152	124	27	93	33,345	94.18%
St Claire Medical Center TCU	10	10	6	192	159	34	5	1,733	47.48%
ROWAN County Total:	107	106	98	344	283	61	98	35,078	89.82%
ADD: 9 Total	458	457	411	968	832	126	421	153,620	91.89%
ADD: 10 - FIVCO									
BOYD									
Boyd Nursing and Rehabilitation Center	60	60	58	150	139	12	57	20,606	94.09%
King's Daughters Medical Center	20	20	14	360	353	4	17	5,461	74.81%
Kingsbrook Lifecare Center	137	137	132	566	524	45	129	47,320	94.63%
Woodland Oaks Health Care Facility	110	110	107	240	219	21	107	39,111	97.41%
BOYD County Total:	327	327	311	1,316	1,235	82	310	112,498	94.25%

2018 ANNUAL KENTUCKY LONG TERM CARE UTILIZATION AND SERVICE REPORT

Table 1 - Census Data- Nursing Facility Beds

ADD / Facility	Licensed Beds	Beds In Operation	Beginning Census	Admissions	Discharges	Deaths	Ending Census	Total Patient Days	Occupancy Percentage
CARTER									
Carter Nursing and Rehabilitation Center	120	120	113	251	237	14	113	38,646	88.23%
CARTER County Total:	120	120	113	251	237	14	113	38,646	88.23%
ELLIOTT									
Elliott Nursing and Rehabilitation Center	75	75	67	176	160	14	69	26,063	95.21%
ELLIOTT County Total:	75	75	67	176	160	14	69	26,063	95.21%
GREENUP									
Oakmont Manor	85	85	76	348	295	45	84	29,317	94.49%
South Shore Nursing and Rehabilitation Center	60	60	53	81	63	18	53	19,152	87.45%
Wurtland Nursing and Rehabilitation Center	126	124	111	194	181	14	110	39,760	86.45%
GREENUP County Total:	271	269	240	623	539	77	247	88,229	89.20%
LAWRENCE									
The Jordan Center	104	104	87	95	75	23	84	32,507	85.63%
LAWRENCE County Total:	104	104	87	95	75	23	84	32,507	85.63%
ADD: 10 Total	897	895	818	2,461	2,246	210	823	297,943	91.00%
ADD: 11 - Big Sandy									
FLOYD									
Highlands Regional Medical Center (Prestonsburg)	18	0	0	0	0	0	0	0	0.00%
Prestonsburg Health Care Center	56	54	52	72	64	8	52	18,980	92.86%
Riverview Health Care Center	121	121	117	81	62	18	118	42,341	95.87%
FLOYD County Total:	195	175	169	153	126	26	170	61,321	86.16%
JOHNSON									
Mountain Manor of Paintsville	126	126	93	133	94	30	102	32,953	71.65%
JOHNSON County Total:	126	126	93	133	94	30	102	32,953	71.65%
MAGOFFIN									
Salyersville Nursing and Rehabilitation Center	142	136	115	264	237	27	115	43,982	84.86%
MAGOFFIN County Total:	142	136	115	264	237	27	115	43,982	84.86%
MARTIN									
Martin County Health Care Facility	65	65	53	149	123	25	54	21,078	88.84%
MARTIN County Total:	65	65	53	149	123	25	54	21,078	88.84%
PIKE									
Good Shepherd Community Nursing Center	118	118	83	236	219	13	87	31,474	73.08%

2018 ANNUAL KENTUCKY LONG TERM CARE UTILIZATION AND SERVICE REPORT

Table 1 - Census Data- Nursing Facility Beds

ADD / Facility	Licensed Beds	Beds In Operation	Beginning Census	Admissions	Discharges	Deaths	Ending Census	Total Patient Days	Occupancy Percentage
Landmark of Elkhorn City Rehabilitation	106	106	83	187	166	21	83	30,893	79.85%
Parkview Nursing and Rehabilitation Center (Pikeville)	120	120	109	266	222	47	106	38,921	88.86%
Pikeville Nursing and Rehab Center	106	106	90	233	205	31	87	33,381	86.28%
Williamson ARH Nursing Facility	35	35	22	127	113	11	25	8,564	67.04%
PIKE County Total:	485	485	387	1,049	925	123	388	143,233	80.91%
ADD: 11 Total	1,013	987	817	1,748	1,505	231	829	302,567	81.83%
ADD: 12 - Ky River									
BREATHITT									
Nim Henson Geriatric Center	120	120	74	74	60	25	63	25,797	58.90%
BREATHITT County Total:	120	120	74	74	60	25	63	25,797	58.90%
KNOTT									
Knott County Health and Rehabilitation Center	92	92	92	87	72	17	90	33,173	98.79%
KNOTT County Total:	92	92	92	87	72	17	90	33,173	98.79%
LEE									
Lee County Care and Rehabilitation Center	109	109	107	170	149	21	107	39,055	98.17%
LEE County Total:	109	109	107	170	149	21	107	39,055	98.17%
LESLIE									
Hyden Health and Rehabilitation Center	94	94	92	178	169	9	92	33,109	96.50%
LESLIE County Total:	94	94	92	178	169	9	92	33,109	96.50%
LETCHER									
Letcher Manor	142	142	118	325	308	8	127	46,433	89.59%
LETCHER County Total:	142	142	118	325	308	8	127	46,433	89.59%
OWSLEY									
Owsley County Health Care Center	97	97	80	184	160	18	86	31,713	89.57%
OWSLEY County Total:	97	97	80	184	160	18	86	31,713	89.57%
PERRY									
Hazard Health and Rehabilitation Center	200	200	191	345	313	31	192	70,345	96.36%
Paul E Patton Eastern Ky Veterans Center	120	120	112	53	23	35	107	39,907	91.11%
PERRY County Total:	320	320	303	398	336	66	299	110,252	94.39%

2018 ANNUAL KENTUCKY LONG TERM CARE UTILIZATION AND SERVICE REPORT

Table 1 - Census Data- Nursing Facility Beds

ADD / Facility	Licensed Beds	Beds In Operation	Beginning Census	Admissions	Discharges	Deaths	Ending Census	Total Patient Days	Occupancy Percentage
WOLFE									
Wolfe County Health and Rehabilitation Center	100	100	100	59	43	19	97	36,131	98.99%
WOLFE County Total:	100	100	100	59	43	19	97	36,131	98.99%
ADD: 12 Total	1,074	1,074	966	1,475	1,297	183	961	355,663	90.73%
ADD: 13 - Cumberland Valley									
BELL									
Middlesboro Nursing and Rehab	95	95	94	84	63	28	87	33,727	97.27%
Mountain View Nursing and Rehab Ctr	115	98	75	108	95	9	79	30,315	72.22%
Pineville Community Hospital	30	0	0	0	0	0	0	0	0.00%
BELL County Total:	240	193	169	192	158	37	166	64,042	73.11%
CLAY									
Landmark of Laurel Creek Rehab and Nursing	106	106	96	209	187	19	99	37,422	96.72%
CLAY County Total:	106	106	96	209	187	19	99	37,422	96.72%
HARLAN									
Harlan Health and Rehabilitation Center	143	143	142	162	126	38	140	51,624	98.91%
Tri-Cities Nursing and Rehabilitation Center	85	85	75	250	221	31	73	26,814	86.43%
HARLAN County Total:	228	228	217	412	347	69	213	78,438	94.25%
JACKSON									
Signature HealthCare at Jackson Manor	51	51	49	108	100	9	48	17,466	93.83%
JACKSON County Total:	51	51	49	108	100	9	48	17,466	93.83%
KNOX									
Barbourville Health and Rehabilitation Center	135	135	135	133	89	47	132	47,909	97.23%
Christian Health Center - Corbin	100	100	91	116	86	27	94	33,534	91.87%
KNOX County Total:	235	235	226	249	175	74	226	81,443	94.95%
LAUREL									
Hillcrest Health and Rehabilitation Center	120	120	116	155	122	33	116	41,969	95.82%
Laurel Heights Home for the Elderly	143	143	139	125	75	51	138	50,965	97.64%
LAUREL County Total:	263	263	255	280	197	84	254	92,934	96.81%
ROCKCASTLE									
Rockcastle Health and Rehabilitation Center	104	104	86	236	198	23	101	34,595	91.14%

2018 ANNUAL KENTUCKY LONG TERM CARE UTILIZATION AND SERVICE REPORT

Table 1 - Census Data- Nursing Facility Beds

ADD / Facility	Licensed Beds	Beds In Operation	Beginning Census	Admissions	Discharges	Deaths	Ending Census	Total Patient Days	Occupancy Percentage
Rockcastle Regional Hospital and Respiratory Care	127	127	116	154	114	38	118	43,231	93.26%
ROCKCASTLE County Total:	231	231	202	390	312	61	219	77,826	92.30%
WHITLEY									
Corbin Health and Rehabilitation Center	100	100	96	142	123	22	93	35,154	96.31%
The Heritage	85	85	79	258	229	23	85	29,647	95.56%
Williamsburg Health and Rehabilitation Center	125	125	123	123	125	3	118	44,376	97.26%
WHITLEY County Total:	310	310	298	523	477	48	296	109,177	96.49%
ADD: 13 Total	1,664	1,617	1,512	2,363	1,953	401	1,521	558,748	92.00%
ADD: 14 - Lake Cumberland									
ADAIR									
Signature Healthcare At Summit Manor Rehab	104	104	95	163	136	25	97	35,890	94.55%
ADAIR County Total:	104	104	95	163	136	25	97	35,890	94.55%
CASEY									
Liberty Care and Rehabilitation Center	97	97	88	129	100	29	88	33,255	93.93%
CASEY County Total:	97	97	88	129	100	29	88	33,255	93.93%
CLINTON									
Clinton County Care and Rehabilitation Center	52	52	47	57	49	4	51	17,603	92.74%
CLINTON County Total:	52	52	47	57	49	4	51	17,603	92.74%
CUMBERLAND									
Cumberland Valley Manor	84	84	79	54	31	28	74	26,856	87.59%
CUMBERLAND County Total:	84	84	79	54	31	28	74	26,856	87.59%
GREEN									
Green Hill Rehabilitation and Care	118	118	109	108	86	25	106	39,682	92.13%
McDowell Skilled Nursing Facility	5	0	0	0	0	0	0	0	0.00%
GREEN County Total:	123	118	109	108	86	25	106	39,682	88.39%
MCCREARY									
Signature Healthcare of McCreary County Rehab	60	60	52	136	113	18	57	20,779	94.88%
MCCREARY County Total:	60	60	52	136	113	18	57	20,779	94.88%

2018 ANNUAL KENTUCKY LONG TERM CARE UTILIZATION AND SERVICE REPORT

Table 1 - Census Data- Nursing Facility Beds

ADD / Facility	Licensed Beds	Beds In Operation	Beginning Census	Admissions	Discharges	Deaths	Ending Census	Total Patient Days	Occupancy Percentage
PULASKI									
Cumberland Nursing and Rehabilitation Center	93	93	82	232	200	25	89	32,305	95.17%
Lake Cumberland Regional Hospital	12	12	11	219	218	1	11	3,817	87.15%
Somerset Nursing and Rehabilitation Facility	123	123	116	152	138	22	108	41,116	91.58%
Somerwoods Nursing and Rehabilitation	166	166	126	179	138	37	130	46,722	77.11%
PULASKI County Total:	394	394	335	782	694	85	338	123,960	86.20%
RUSSELL									
Fair Oaks Health Systems	114	114	114	95	54	42	113	40,164	96.52%
RUSSELL County Total:	114	114	114	95	54	42	113	40,164	96.52%
TAYLOR									
Campbellsville Nursing and Rehabilitation	67	67	54	125	99	21	59	21,715	88.80%
The Grandview Nursing and Rehabilitation Facility	81	81	74	123	132	14	51	24,979	84.49%
TAYLOR County Total:	148	148	128	248	231	35	110	46,694	86.44%
WAYNE									
Hicks' Golden Years Nursing Home	59	59	57	33	9	22	59	20,974	97.39%
WAYNE County Total:	59	59	57	33	9	22	59	20,974	97.39%
ADD: 14 Total	1,235	1,230	1,104	1,805	1,503	313	1,093	405,857	90.04%
ADD: 15 - Bluegrass									
ANDERSON									
Signature Healthcare at Heritage Hall Rehab	94	94	82	214	186	22	88	31,341	91.35%
ANDERSON County Total:	94	94	82	214	186	22	88	31,341	91.35%
BOURBON									
Bourbon Heights	67	67	64	33	6	27	64	23,521	96.18%
BOURBON County Total:	67	67	64	33	6	27	64	23,521	96.18%
BOYLE									
Charleston Health Care Center	90	90	88	163	126	40	85	31,198	94.97%
Danville Center For Health	106	106	101	158	118	37	104	35,963	92.95%
Ephraim McDowell Regional Medical Center	25	0	0	0	0	0	0	0	0.00%
BOYLE County Total:	221	196	189	321	244	77	189	67,161	83.26%

2018 ANNUAL KENTUCKY LONG TERM CARE UTILIZATION AND SERVICE REPORT

Table 1 - Census Data- Nursing Facility Beds

ADD / Facility	Licensed Beds	Beds In Operation	Beginning Census	Admissions	Discharges	Deaths	Ending Census	Total Patient Days	Occupancy Percentage
CLARK									
Clark Regional Medical Center Transitional Care Unit	25	25	14	287	271	11	19	7,355	80.60%
Fountain Circle Care and Rehab Ctr	179	179	138	334	279	55	138	47,667	72.96%
CLARK County Total:	204	204	152	621	550	66	157	55,022	73.89%
ESTILL									
Irvine Nursing and Rehabilitation	86	86	84	199	173	26	84	29,598	94.29%
ESTILL County Total:	86	86	84	199	173	26	84	29,598	94.29%
FAYETTE									
Bluegrass Care and Rehabilitation Center	124	115	91	177	141	29	98	38,782	85.69%
Brookdale Richmond Place SNF	120	120	89	400	373	36	80	30,417	69.45%
Cambridge Place	108	108	99	70	42	27	100	37,411	94.90%
Cardinal Hill Rehab Unit	74	74	33	805	808	5	25	11,987	44.38%
Eastern State Hosp Long Term Acquired Brain Injury	44	17	16	5	21	0	0	2,616	29.00%
Lexington Country Place	111	94	83	295	235	60	83	31,665	78.16%
Mayfair Manor	98	94	85	212	189	22	86	31,020	86.72%
Northpoint Lexington Healthcare Center	150	150	141	193	151	42	141	52,368	95.65%
Providence Homestead	136	136	125	296	249	41	131	48,120	96.94%
Providence Pine Meadows	120	120	111	159	134	28	108	42,289	96.55%
Rose Manor Health Care	34	34	33	11	3	8	33	11,743	94.63%
Sayre Christian Village Nursing Home	119	119	116	56	16	40	116	42,728	98.37%
Signature Healthcare At Tanbark Rehab	34	34	28	464	452	13	27	10,326	83.21%
The Willows At Fritz Farm	54	54	42	380	351	24	47	17,645	89.52%
The Willows at Hamburg	54	54	47	205	169	32	51	18,737	95.06%
Willows at Citation	54	54	46	264	241	20	49	17,854	90.58%
FAYETTE County Total:	1,434	1,377	1,185	3,992	3,575	427	1,175	445,708	86.32%
FRANKLIN									
Bradford Square Rehabilitation and Nursing Center	100	100	95	308	286	17	100	35,138	96.27%
Frankfort Care and Rehabilitation	100	100	87	218	199	19	87	32,594	89.30%
FRANKLIN County Total:	200	200	182	526	485	36	187	67,732	92.78%

2018 ANNUAL KENTUCKY LONG TERM CARE UTILIZATION AND SERVICE REPORT

Table 1 - Census Data- Nursing Facility Beds

ADD / Facility	Licensed Beds	Beds In Operation	Beginning Census	Admissions	Discharges	Deaths	Ending Census	Total Patient Days	Occupancy Percentage
GARRARD									
Landmark of Lancaster Rehabilitation and Nursing	96	96	94	110	83	31	90	34,205	97.62%
GARRARD County Total:	96	96	94	110	83	31	90	34,205	97.62%
HARRISON									
Cedar Ridge Health Campus	48	48	48	116	91	26	47	16,682	95.22%
Edgemont Healthcare	68	68	55	65	55	12	53	21,679	87.34%
Grand Haven Nursing Home	52	52	51	130	117	14	50	18,895	99.55%
HARRISON County Total:	168	168	154	311	263	52	150	57,256	93.37%
JESSAMINE									
Diversicare of Nicholasville	73	73	64	165	147	24	58	23,112	86.74%
Thomson Hood Veterans Center	285	285	152	80	10	71	151	55,829	53.67%
JESSAMINE County Total:	358	358	216	245	157	95	209	78,941	60.41%
LINCOLN									
Stanford Care and Rehab	128	128	114	172	110	56	120	43,080	92.21%
LINCOLN County Total:	128	128	114	172	110	56	120	43,080	92.21%
MADISON									
Berea Health and Rehabilitation	84	80	80	139	117	22	80	29,190	95.21%
Kenwood Health and Rehabilitation Center	93	93	84	214	180	41	77	30,078	88.61%
Madison Health and Rehabilitation Center	92	92	89	126	111	21	83	30,478	90.76%
The Terrace Nursing and Rehabilitation	102	102	101	164	121	48	96	35,789	96.13%
MADISON County Total:	371	367	354	643	529	132	336	125,535	92.70%
MERCER									
Harrodsburg Health & Rehab Ctr	112	109	99	108	62	45	100	36,295	88.78%
The Willows at Harrodsburg	34	34	32	111	82	28	33	12,045	97.06%
MERCER County Total:	146	143	131	219	144	73	133	48,340	90.71%
NICHOLAS									
Johnson Mathers Nursing Home	104	104	80	106	68	29	89	30,696	80.86%
NICHOLAS County Total:	104	104	80	106	68	29	89	30,696	80.86%
POWELL									
Stanton Nursing and Rehabilitation Center	81	81	73	92	69	23	73	26,824	90.73%
POWELL County Total:	81	81	73	92	69	23	73	26,824	90.73%
SCOTT									
Dover Manor	85	85	78	78	36	40	80	29,351	94.60%

2018 ANNUAL KENTUCKY LONG TERM CARE UTILIZATION AND SERVICE REPORT

Table 1 - Census Data- Nursing Facility Beds

ADD / Facility	Licensed Beds	Beds In Operation	Beginning Census	Admissions	Discharges	Deaths	Ending Census	Total Patient Days	Occupancy Percentage
Signature Healthcare of Georgetown	65	65	54	260	235	22	57	20,483	86.34%
SCOTT County Total:	150	150	132	338	271	62	137	49,834	91.02%
WOODFORD									
The Homeplace At Midway	23	23	22	20	4	15	23	8,113	96.64%
WOODFORD County Total:	23	23	22	20	4	15	23	8,113	96.64%
ADD: 15 Total	3,931	3,842	3,308	8,162	6,917	1,249	3,304	1,222,907	85.65%
Statewide Total	26,472	26,083	22,341	56,253	48,869	7,447	22,281	8,188,013	84.81%

2018 ANNUAL KENTUCKY LONG TERM CARE UTILIZATION AND SERVICE REPORT

Table 1A - Census Data- Nursing Facility Beds

ADD / Facility	Licensed Beds	Beds In Operation	Beginning Census	Admissions	Discharges	Deaths	Ending Census	Total Patient Days	Occupancy Percentage
PURCHASE	1,639	1,615	1,277	3,040	2,552	494	1,274	454,001	75.89%
PENNYRILE	1,823	1,803	1,427	2,526	2,032	489	1,432	516,880	77.68%
GREEN RIVER	1,423	1,413	1,191	2,415	2,123	357	1,126	420,180	80.90%
BARREN RIVER	1,875	1,850	1,612	3,498	2,930	553	1,627	593,793	86.76%
LINCOLN TRAIL	1,471	1,463	1,177	3,383	2,912	469	1,179	435,794	81.28%
KIPDA	5,482	5,400	4,545	16,141	14,620	1,580	4,486	1,665,334	83.23%
NORTHERN KY	2,079	2,029	1,797	5,648	4,919	684	1,842	668,569	88.10%
BUFFALO TRACE	408	408	379	620	528	108	363	136,157	91.45%
GATEWAY	458	457	411	968	832	126	421	153,620	91.89%
FIVCO	897	895	818	2,461	2,246	210	823	297,943	91.00%
BIG SANDY	1,013	987	817	1,748	1,505	231	829	302,567	81.83%
KY RIVER	1,074	1,074	966	1,475	1,297	183	961	355,663	90.73%
CUMBERLAND VALLEY	1,664	1,617	1,512	2,363	1,953	401	1,521	558,748	92.00%
LAKE CUMBERLAND	1,235	1,230	1,104	1,805	1,503	313	1,093	405,857	90.04%
BLUEGRASS	3,931	3,842	3,308	8,162	6,917	1,249	3,304	1,222,907	85.65%
STATEWIDE TOTAL	26,472	26,083	22,341	56,253	48,869	7,447	22,281	8,188,013	84.81%

2018 ANNUAL KENTUCKY LONG TERM CARE UTILIZATION AND SERVICE REPORT

Table 2 - Census Data - Personal Care Beds

ADD / Facility	Licensed Beds	Beds In Operation	Beginning Census	Admissions	Discharges	Deaths	Ending Census	Total Patient Days	Occupancy Percentage
ADD: 1 - Purchase									
CALLOWAY									
Fern Terrace of Murray	103	87	67	50	46	0	71	25,915	68.93%
Gardens At Hickory Woods	22	22	15	13	9	0	19	6,277	78.17%
CALLOWAY County Total:	125	109	82	63	55	0	90	32,192	70.56%
CARLISLE									
Countryside Center	8	8	8	1	2	0	7	2,765	94.69%
CARLISLE County Total:	8	8	8	1	2	0	7	2,765	94.69%
GRAVES									
Fern Terrace of Mayfield	140	136	115	93	78	1	129	41,274	80.77%
GRAVES County Total:	140	136	115	93	78	1	129	41,274	80.77%
HICKMAN									
Clinton Hickman County Nursing Facility	10	10	5	3	3	0	5	1,756	48.11%
Clinton Place	10	10	5	0	1	0	4	1,460	40.00%
HICKMAN County Total:	20	20	10	3	4	0	9	3,216	44.05%
MCCRACKEN									
Gaither Suites at West Park	29	27	27	15	16	0	26	9,110	86.07%
MCCRACKEN County Total:	29	27	27	15	16	0	26	9,110	86.07%
ADD: 1 Total	322	300	242	175	155	1	261	88,557	75.35%
ADD: 2 - Pennyriple									
CALDWELL									
Highland Homes, Inc.	100	100	76	50	40	1	85	32,327	88.57%
CALDWELL County Total:	100	100	76	50	40	1	85	32,327	88.57%
CHRISTIAN									
Christian County Manor	78	78	34	21	13	0	42	15,847	55.66%
Christian Health Center, Hopkinsville	2	2	2	0	0	0	2	730	100.00%
Pennyriple Home	94	94	79	137	132	0	84	29,725	86.87%
CHRISTIAN County Total:	174	174	115	158	145	0	128	46,302	73.01%
CRITTENDEN									
Crittenden County Health and Rehabilitation Center	4	4	0	0	0	0	0	0	0.00%
CRITTENDEN County Total:	4	4	0	0	0	0	0	0	0.00%
HOPKINS									
The Homestead	64	64	53	15	19	2	47	18,797	80.47%

2018 ANNUAL KENTUCKY LONG TERM CARE UTILIZATION AND SERVICE REPORT

Table 2 - Census Data - Personal Care Beds

ADD / Facility	Licensed Beds	Beds In Operation	Beginning Census	Admissions	Discharges	Deaths	Ending Census	Total Patient Days	Occupancy Percentage
The Oaks PCH/Madisonville	58	58	45	16	15	0	46	11,530	54.46%
HOPKINS County Total:	122	122	98	31	34	2	93	30,327	68.10%
LYON									
River's Bend Retirement Community	8	8	8	2	10	0	0	1,338	61.26%
LYON County Total:	8	8	8	2	10	0	0	1,338	61.26%
MUHLENBERG									
Diversicare of Greenville	14	14	8	18	19	0	7	2,908	56.91%
Sparks Nursing Center	88	88	71	37	30	1	77	28,099	87.48%
MUHLENBERG County Total:	102	102	79	55	49	1	84	31,007	83.28%
TRIGG									
Better Senior Living	68	68	47	23	22	2	46	16,790	67.65%
TRIGG County Total:	68	68	47	23	22	2	46	16,790	67.65%
ADD: 2 Total	578	578	423	319	300	6	436	158,091	75.23%
ADD: 3 - Green River									
DAVIESS									
Bishop Soenneker Home	66	50	53	15	13	0	55	19,246	79.89%
Carmel Home	79	79	77	27	20	6	78	27,511	95.41%
Davco Rest Home	92	92	88	45	44	0	89	32,345	96.32%
Fern Terrace of Owensboro	68	68	61	32	33	0	60	21,395	86.20%
Owensboro Center	39	16	8	15	13	0	10	3,180	22.34%
Rosedale Rest Home	50	50	0	54	20	0	34	4,974	50.50%
DAVIESS County Total:	394	355	287	188	143	6	326	108,651	80.24%
HANCOCK									
The Oaks PCH/Lewisport	56	56	46	23	23	0	46	16,790	82.14%
HANCOCK County Total:	56	56	46	23	23	0	46	16,790	82.14%
HENDERSON									
Henderson Manor	64	64	35	9	12	0	32	11,982	51.29%
HENDERSON County Total:	64	64	35	9	12	0	32	11,982	51.29%
MCLEAN									
Sunny Acres	32	32	25	0	3	0	22	8,508	72.84%
MCLEAN County Total:	32	32	25	0	3	0	22	8,508	72.84%
OHIO									
Beaver Dam Nursing and Rehab Center	23	23	21	10	12	1	18	6,392	76.14%
OHIO County Total:	23	23	21	10	12	1	18	6,392	76.14%

2018 ANNUAL KENTUCKY LONG TERM CARE UTILIZATION AND SERVICE REPORT

Table 2 - Census Data - Personal Care Beds

ADD / Facility	Licensed Beds	Beds In Operation	Beginning Census	Admissions	Discharges	Deaths	Ending Census	Total Patient Days	Occupancy Percentage
UNION									
Breckinridge Place	2	2	2	2	4	0	0	408	67.11%
UNION County Total:	2	2	2	2	4	0	0	408	67.11%
ADD: 3 Total	571	532	416	232	197	7	444	152,731	76.41%
ADD: 4 - Barren River									
ALLEN									
Cornerstone Manor	36	36	33	34	31	1	35	12,046	91.67%
Scottsville Manor	40	40	29	15	16	1	27	10,861	74.39%
ALLEN County Total:	76	76	62	49	47	2	62	22,907	82.58%
BARREN									
NHC HealthCare, Glasgow	12	12	5	0	3	0	2	1,352	30.87%
BARREN County Total:	12	12	5	0	3	0	2	1,352	30.87%
EDMONSON									
Edmonson Center	12	12	8	5	6	0	7	3,203	73.13%
EDMONSON County Total:	12	12	8	5	6	0	7	3,203	73.13%
HART									
Hart County Manor	54	54	51	16	18	2	47	17,710	89.85%
HART County Total:	54	54	51	16	18	2	47	17,710	89.85%
METCALFE									
Harper's Home for the Aged	27	27	23	10	9	0	24	8,760	88.89%
Metcalfe Health Care Center	13	13	12	2	3	0	11	4,111	66.97%
METCALFE County Total:	40	40	35	12	12	0	35	12,871	80.47%
SIMPSON									
Lewis Memorial Methodist Home	23	23	19	8	7	0	20	7,673	91.40%
SIMPSON County Total:	23	23	19	8	7	0	20	7,673	91.40%
WARREN									
Christian Health Center, Bowling Green	56	56	51	34	28	3	54	17,803	87.10%
Fern Terrace of Bowling Green	114	114	113	63	67	0	109	38,596	92.76%
The Haven At Massey Springs	18	18	14	15	13	1	15	5,800	88.28%
WARREN County Total:	188	188	178	112	108	4	178	62,199	90.64%
ADD: 4 Total	405	405	358	202	201	8	351	127,915	85.72%

2018 ANNUAL KENTUCKY LONG TERM CARE UTILIZATION AND SERVICE REPORT

Table 2 - Census Data - Personal Care Beds

ADD / Facility	Licensed Beds	Beds In Operation	Beginning Census	Admissions	Discharges	Deaths	Ending Census	Total Patient Days	Occupancy Percentage
ADD: 5 - Lincoln Trail									
GRAYSON									
Grayson Manor	30	30	21	15	13	0	23	7,260	66.30%
GRAYSON County Total:	30	30	21	15	13	0	23	7,260	66.30%
HARDIN									
Signature Healthcare at North Hardin Rehab	16	16	2	0	1	1	0	281	4.81%
HARDIN County Total:	16	16	2	0	1	1	0	281	4.81%
MARION									
Loretto Motherhouse Infirmary	26	26	24	15	17	0	22	8,539	83.50%
The Village of Lebanon II	10	10	0	10	8	0	2	388	10.63%
MARION County Total:	36	36	24	25	25	0	24	8,927	64.33%
MEADE									
Brandenburg Nursing and Rehabilitation	7	0	0	0	0	0	0	0	0.00%
MEADE County Total:	7	0	0	0	0	0	0	0	0.00%
NELSON									
Windsor Gardens CCRC	25	25	14	20	10	6	18	5,672	62.16%
NELSON County Total:	25	25	14	20	10	6	18	5,672	62.16%
WASHINGTON									
Sansbury Care Center	11	11	9	3	4	0	8	3,560	88.67%
WASHINGTON County Total:	11	11	9	3	4	0	8	3,560	88.67%
ADD: 5 Total	125	118	70	63	53	7	73	25,700	55.43%
ADD: 6 - KIPDA									
BULLITT									
Colonial House of Shepherdsville	62	62	59	8	7	0	60	21,900	96.77%
BULLITT County Total:	62	62	59	8	7	0	60	21,900	96.77%
JEFFERSON									
Atria Blankenbaker	99	83	57	10	18	10	39	16,803	46.50%
Barton House of Louisville #1	20	20	18	10	15	2	11	5,929	81.22%
Belmont Village	128	122	118	70	39	31	118	43,070	92.19%
Brookdale Stonestreet	20	19	19	12	8	3	20	6,564	89.92%
Eastern Star Home in KY	24	24	8	6	7	1	6	2,872	32.79%
Episcopal Church Home	127	83	69	66	76	2	57	23,417	50.52%
Exceptional Senior Living - Prospect	65	65	20	37	16	3	38	12,079	50.91%

2018 ANNUAL KENTUCKY LONG TERM CARE UTILIZATION AND SERVICE REPORT

Table 2 - Census Data - Personal Care Beds

ADD / Facility	Licensed Beds	Beds In Operation	Beginning Census	Admissions	Discharges	Deaths	Ending Census	Total Patient Days	Occupancy Percentage
Forest Hills Commons	144	144	63	78	46	5	90	29,472	56.07%
Forest Springs Health Campus	37	37	28	37	32	2	31	10,803	79.99%
Hallmark House Louisville II	20	20	17	22	15	4	20	6,950	95.21%
Heartsong Memory Care	36	36	30	34	30	14	20	9,761	74.28%
Little Sisters of the Poor - St. Joseph's Home	15	15	15	2	3	0	14	5,349	97.70%
Louisville Protestant Altenheim	30	30	24	17	18	2	21	8,335	76.12%
Masonic Home of Louisville	101	99	70	24	33	5	56	22,482	60.98%
Morning Pointe Of Louisville At South Hurstbourne	73	73	63	38	46	10	45	17,702	66.44%
Nazareth Home	50	50	45	39	33	9	42	15,330	84.00%
Nazareth Home Clifton	31	12	12	3	3	0	12	4,342	38.37%
Park Louisville	64	32	24	50	42	4	28	9,562	40.93%
Parr's at Springhurst	91	91	84	51	45	8	82	31,022	93.40%
Rose Anna Hughes Home/Westminster	51	51	42	27	20	4	45	15,092	81.07%
Stonecrest of Louisville	101	101	0	23	2	1	20	2,469	6.70%
Sunrise of Louisville	94	94	85	37	6	35	81	31,481	91.75%
Symphony at Oaklawn	102	80	77	53	22	30	78	28,254	75.89%
Symphony at Valley Farms	90	79	0	38	3	2	33	1,653	10.15%
The Forum at Brookside	24	24	23	12	9	3	23	8,459	96.56%
The Lantern At Morning Pointe (Louisville)	52	52	26	25	22	3	26	9,490	50.00%
Thrive At Beckley Creek	65	60	42	41	33	2	48	16,196	68.27%
Treyton Oaks Towers	40	40	30	18	19	3	26	11,761	80.55%
Wesley Manor	39	28	22	23	10	8	27	9,737	68.40%
Westport Place Health Campus	26	26	21	8	5	3	21	7,925	83.51%
JEFFERSON County Total:	1,859	1,690	1,152	911	676	209	1,178	424,361	64.11%
SHELBY									
Colonial Hall Manor	57	57	56	16	19	0	53	20,338	97.76%
Masonic Home of Shelbyville	76	28	23	28	25	0	26	8,336	30.05%
SHELBY County Total:	133	85	79	44	44	0	79	28,674	59.07%
ADD: 6 Total	2,054	1,837	1,290	963	727	209	1,317	474,935	64.78%

2018 ANNUAL KENTUCKY LONG TERM CARE UTILIZATION AND SERVICE REPORT

Table 2 - Census Data - Personal Care Beds

ADD / Facility	Licensed Beds	Beds In Operation	Beginning Census	Admissions	Discharges	Deaths	Ending Census	Total Patient Days	Occupancy Percentage
ADD: 7 - Northern KY									
BOONE									
Colonial Gardens	80	80	71	40	29	9	73	25,755	88.20%
BOONE County Total:	80	80	71	40	29	9	73	25,755	88.20%
CAMPBELL									
Carmel Manor	80	24	19	6	8	0	17	6,442	22.06%
The Seasons at Alexandria	66	66	7	47	24	0	30	8,126	33.73%
CAMPBELL County Total:	146	90	26	53	32	0	47	14,568	27.34%
CARROLL									
Carrollton Manor	32	32	32	7	9	0	30	11,506	98.51%
Valley Haven Rest Home	45	45	44	10	16	0	38	14,965	91.11%
CARROLL County Total:	77	77	76	17	25	0	68	26,471	94.19%
GRANT									
Jonesville Rest Home	26	26	26	12	11	2	25	8,952	94.33%
GRANT County Total:	26	26	26	12	11	2	25	8,952	94.33%
KENTON									
Brookdale Edgewood	113	95	76	30	24	16	66	27,000	65.46%
Covington Ladies Home	32	24	20	14	13	2	19	6,317	54.08%
Emerald Trace	20	20	16	15	16	0	15	5,903	80.86%
Ivy Knoll	45	45	36	15	16	4	31	12,137	73.89%
Madonna Manor	24	24	19	16	14	0	21	7,499	85.61%
Regency Manor	59	59	56	32	32	0	56	20,538	95.37%
Regency Manor North	30	30	27	14	11	0	30	10,631	97.09%
St Charles Care Center	32	32	28	28	25	3	28	9,746	83.44%
KENTON County Total:	355	329	278	164	151	25	266	99,771	77.00%
PENDLETON									
Falmouth Nursing Home	27	27	24	8	9	0	23	8,395	85.19%
The Front Gate	19	19	19	4	4	0	19	6,935	100.00%
PENDLETON County Total:	46	46	43	12	13	0	42	15,330	91.30%
ADD: 7 Total	730	648	520	298	261	36	521	190,847	71.63%
ADD: 9 - Gateway									
MENIFEE									
Edgewood Estates	8	8	5	3	2	0	6	2,096	71.78%
MENIFEE County Total:	8	8	5	3	2	0	6	2,096	71.78%

2018 ANNUAL KENTUCKY LONG TERM CARE UTILIZATION AND SERVICE REPORT

Table 2 - Census Data - Personal Care Beds

ADD / Facility	Licensed Beds	Beds In Operation	Beginning Census	Admissions	Discharges	Deaths	Ending Census	Total Patient Days	Occupancy Percentage
MONTGOMERY									
Regency Memory Care	26	26	1	23	12	0	12	1,918	20.21%
MONTGOMERY County Total:	26	26	1	23	12	0	12	1,918	20.21%
MORGAN									
West Liberty Nursing and Rehabilitation Center	2	2	2	2	1	1	2	667	91.37%
MORGAN County Total:	2	2	2	2	1	1	2	667	91.37%
ADD: 9 Total	36	36	8	28	15	1	20	4,681	35.62%
ADD: 10 - FIVCO									
BOYD									
Artrips Personal Care Home	22	22	19	5	4	0	20	7,300	90.91%
Hamilton's Personal Care Home	22	18	17	0	1	0	16	6,144	76.51%
King's Daughters And Sons Home	36	36	35	14	17	2	30	12,375	94.18%
BOYD County Total:	80	76	71	19	22	2	66	25,819	88.42%
GREENUP									
Frasure's Personal Care Home	61	61	56	29	29	0	56	19,720	88.57%
Morning Pointe Of Russell	68	68	46	26	13	5	54	17,679	71.23%
Russell Convalescent Home	28	28	26	8	8	0	26	9,738	95.28%
The Lantern At Morning Pointe Alzheimers and Memory Care	44	44	29	43	25	5	42	12,810	79.76%
Trinity Station Retirement Community	30	30	28	25	17	12	24	9,540	87.12%
GREENUP County Total:	231	231	185	131	92	22	202	69,487	82.41%
LAWRENCE									
The Jordan Center	6	6	1	2	1	0	2	684	31.23%
LAWRENCE County Total:	6	6	1	2	1	0	2	684	31.23%
ADD: 10 Total	317	313	257	152	115	24	270	95,990	82.96%
ADD: 11 - Big Sandy									
JOHNSON									
Venture Home of Paintsville	60	60	60	53	52	1	60	21,762	99.37%
JOHNSON County Total:	60	60	60	53	52	1	60	21,762	99.37%
MAGOFFIN									
Salyersville Nursing and Rehabilitation Center	1	0	0	0	0	0	0	0	0.00%
MAGOFFIN County Total:	1	0	0	0	0	0	0	0	0.00%

2018 ANNUAL KENTUCKY LONG TERM CARE UTILIZATION AND SERVICE REPORT

Table 2 - Census Data - Personal Care Beds

ADD / Facility	Licensed Beds	Beds In Operation	Beginning Census	Admissions	Discharges	Deaths	Ending Census	Total Patient Days	Occupancy Percentage
MARTIN									
Martin County Health Care Facility	8	8	4	0	1	0	3	1,113	38.12%
MARTIN County Total:	8	8	4	0	1	0	3	1,113	38.12%
PIKE									
Good Shepherd Community Nursing Center	2	2	1	0	1	0	0	45	6.16%
PIKE County Total:	2	2	1	0	1	0	0	45	6.16%
ADD: 11 Total	71	70	65	53	54	1	63	22,920	88.44%
ADD: 12 - Ky River									
KNOTT									
Golden Years Rest Home	84	84	79	39	38	1	79	28,172	91.89%
KNOTT County Total:	84	84	79	39	38	1	79	28,172	91.89%
OWSLEY									
Owsley County Health Care Center	2	2	1	0	0	0	1	365	50.00%
OWSLEY County Total:	2	2	1	0	0	0	1	365	50.00%
ADD: 12 Total	86	86	80	39	38	1	80	28,537	90.91%
ADD: 13 - Cumberland Valley									
BELL									
Generations Center of Middlesboro	64	64	60	43	39	1	63	22,995	98.44%
BELL County Total:	64	64	60	43	39	1	63	22,995	98.44%
HARLAN									
The Laurels	82	80	68	20	19	1	68	24,820	82.93%
HARLAN County Total:	82	80	68	20	19	1	68	24,820	82.93%
KNOX									
Christian Health Center - Corbin	2	2	1	1	1	0	1	348	47.67%
KNOX County Total:	2	2	1	1	1	0	1	348	47.67%
ADD: 13 Total	148	146	129	64	59	2	132	48,163	89.16%
ADD: 14 - Lake Cumberland									
MCCREARY									
Cumberland Manor Rest Home	49	49	47	12	10	1	48	16,906	94.53%
MCCREARY County Total:	49	49	47	12	10	1	48	16,906	94.53%
PULASKI									
Crestview Personal Care	30	30	27	9	9	0	27	10,270	93.79%
Somerview Personal Care Home	50	50	44	25	24	0	45	17,040	93.37%
PULASKI County Total:	80	80	71	34	33	0	72	27,310	93.53%

2018 ANNUAL KENTUCKY LONG TERM CARE UTILIZATION AND SERVICE REPORT

Table 2 - Census Data - Personal Care Beds

ADD / Facility	Licensed Beds	Beds In Operation	Beginning Census	Admissions	Discharges	Deaths	Ending Census	Total Patient Days	Occupancy Percentage
TAYLOR									
Bluegrass Way	24	24	8	9	7	1	9	3,465	39.55%
TAYLOR County Total:	24	24	8	9	7	1	9	3,465	39.55%
WAYNE									
Dishman Personal Care Home	49	49	32	29	23	1	37	13,050	72.97%
Hicks' Golden Years Nursing Home	1	1	1	0	0	0	1	365	100.00%
WAYNE County Total:	50	50	33	29	23	1	38	13,415	73.51%
ADD: 14 Total	203	203	159	84	73	3	167	61,096	82.46%
ADD: 15 - Bluegrass									
ANDERSON									
Signature Healthcare at Heritage Hall Rehab	10	10	5	3	0	0	8	2,199	60.25%
ANDERSON County Total:	10	10	5	3	0	0	8	2,199	60.25%
BOURBON									
Bourbon Heights	10	9	7	2	2	0	7	2,524	69.15%
BOURBON County Total:	10	9	7	2	2	0	7	2,524	69.15%
BOYLE									
McDowell Place of Danville	12	12	10	9	8	0	11	4,064	92.79%
Morning Pointe of Danville	66	66	54	47	39	4	58	21,170	87.88%
BOYLE County Total:	78	78	64	56	47	4	69	25,234	88.63%
ESTILL									
Irvine Nursing and Rehabilitation	2	2	2	2	1	1	2	541	74.11%
ESTILL County Total:	2	2	2	2	1	1	2	541	74.11%
FAYETTE									
Brookdale Richmond Place	81	81	52	53	42	8	55	20,319	68.73%
Central Ky Recovery Center Unit 1	16	16	14	26	29	0	11	4,306	73.73%
Central KY Recovery Center Unit 2	16	16	14	33	37	0	10	4,780	81.85%
Lantern at Morning Pointe Alz and Memory Care	50	50	32	31	24	6	33	12,045	66.00%
Legacy Reserve at Fritz Farm	53	53	0	45	5	2	38	7,130	41.78%
Lexington Country Place	22	22	21	19	20	0	20	6,847	85.27%
Mayfair Village Retirement Center	24	24	16	6	8	0	14	5,679	64.83%
Morning Pointe of Lexington	80	80	68	27	37	3	55	20,075	68.75%
Morning Pointe of Lexington East	80	80	68	28	25	14	57	20,805	71.25%

2018 ANNUAL KENTUCKY LONG TERM CARE UTILIZATION AND SERVICE REPORT

Table 2 - Census Data - Personal Care Beds

ADD / Facility	Licensed Beds	Beds In Operation	Beginning Census	Admissions	Discharges	Deaths	Ending Census	Total Patient Days	Occupancy Percentage
Provision Living At Beaumont Centre	130	126	39	57	20	2	74	21,186	44.65%
Signature Healthcare At Tanbark Rehab	62	62	42	51	48	6	39	14,671	64.83%
The Breckinridge	26	24	19	9	4	3	21	7,380	84.25%
The Legacy At The Willows	25	25	23	14	13	5	19	8,163	89.46%
The Villa at Chevy Chase	16	0	0	0	0	0	0	0	0.00%
The Willows At Fritz Farm	31	31	16	61	56	1	20	6,533	57.74%
The Willows at Hamburg	39	39	32	53	53	4	28	9,676	67.97%
Willows at Citation	36	30	26	30	30	2	24	8,428	64.14%
FAYETTE County Total:	787	759	482	543	451	56	518	178,023	63.94%
FRANKLIN									
Dominion Senior Living of Frankfort	84	84	0	20	2	0	18	5,340	17.42%
Morning Pointe of Frankfort	48	44	38	29	14	13	40	14,600	83.33%
The Lantern at Morning Pointe of Frankfort	42	37	37	17	16	5	33	11,372	74.18%
FRANKLIN County Total:	174	165	75	66	32	18	91	31,312	49.30%
HARRISON									
Cedar Ridge Health Campus	39	39	26	15	10	1	30	8,778	74.61%
Parkside Manor	51	51	50	25	24	0	51	18,282	98.21%
Shady Lawn Home	75	75	73	30	28	0	75	26,534	96.93%
HARRISON County Total:	165	165	149	70	62	1	156	53,594	92.80%
JESSAMINE									
Bridgepointe At Ashgrove Woods	71	71	61	42	40	6	57	20,846	80.44%
Rose Terrace Lodge	40	40	40	9	10	0	39	14,453	98.99%
Wesley Village	28	21	20	4	3	1	20	7,440	72.80%
JESSAMINE County Total:	139	132	121	55	53	7	116	42,739	84.24%
LINCOLN									
Waynesburg Manor	28	28	28	6	6	0	28	9,428	92.25%
LINCOLN County Total:	28	28	28	6	6	0	28	9,428	92.25%
MADISON									
Dominion Senior Living of Richmond	84	84	24	44	20	4	44	8,643	28.19%
Morning Pointe of Richmond	48	48	42	15	15	11	31	11,315	64.58%
Telford Terrace	14	14	10	10	9	1	10	3,687	72.15%
MADISON County Total:	146	146	76	69	44	16	85	23,645	44.37%

2018 ANNUAL KENTUCKY LONG TERM CARE UTILIZATION AND SERVICE REPORT

Table 2 - Census Data - Personal Care Beds

ADD / Facility	Licensed Beds	Beds In Operation	Beginning Census	Admissions	Discharges	Deaths	Ending Census	Total Patient Days	Occupancy Percentage
MERCER									
The Willows at Harrodsburg	38	38	0	23	13	0	10	3,650	26.32%
MERCER County Total:	38	38	0	23	13	0	10	3,650	26.32%
POWELL									
Stanton Nursing and Rehabilitation Center	1	1	1	0	0	0	1	365	100.00%
POWELL County Total:	1	1	1	0	0	0	1	365	100.00%
SCOTT									
Dover Manor	6	6	0	0	0	0	0	0	0.00%
The Meadows At Windsor Gardens	19	19	4	16	10	1	9	2,761	39.81%
SCOTT County Total:	25	25	4	16	10	1	9	2,761	30.26%
WOODFORD									
Taylor Manor Nursing Home	24	24	13	6	14	1	4	1,714	19.57%
The Homeplace At Midway	12	12	12	6	6	1	11	4,140	94.52%
WOODFORD County Total:	36	36	25	12	20	2	15	5,854	44.55%
ADD: 15 Total	1,639	1,594	1,039	923	741	106	1,115	381,869	65.06%
Statewide Total	7,285	6,866	5,056	3,595	2,989	412	5,250	1,862,032	70.96%

2018 ANNUAL KENTUCKY LONG TERM CARE UTILIZATION AND SERVICE REPORT

Table 2A - Personal Care Bed Resident Census by CMHC Region and Percent of SMI

CMHC Region / County / Facility	Licensed PC Beds	Total PC Residents	Total PC Residents With SMI	Total PC Residents With SMI Receiving State Supp	Percent of Residents With SMI
Adanta					
MCCREARY					
Cumberland Manor Rest Home	49	59	59	56	100.00%
MCCREARY County Total:	49	59	59	56	100.00%
PULASKI					
Crestview Personal Care	30	36	25	25	69.44%
Somerview Personal Care Home	50	69	47	43	68.12%
PULASKI County Total:	80	105	72	68	68.57%
TAYLOR					
Bluegrass Way	24	17	0	0	0.00%
TAYLOR County Total:	24	17	0	0	0.00%
WAYNE					
Dishman Personal Care Home	49	61	57	54	93.44%
Hicks' Golden Years Nursing Home	1	1	0	0	0.00%
WAYNE County Total:	50	62	57	54	91.94%
Adanta CMHC Total:	203	243	188	178	77.37%
Bluegrass					
ANDERSON					
Signature Healthcare at Heritage Hall Rehab	10	8	0	0	0.00%
ANDERSON County Total:	10	8	0	0	0.00%
BOURBON					
Bourbon Heights	10	9	0	0	0.00%
BOURBON County Total:	10	9	0	0	0.00%
BOYLE					
McDowell Place of Danville	12	19	0	0	0.00%
Morning Pointe of Danville	66	58	0	0	0.00%
BOYLE County Total:	78	77	0	0	0.00%
ESTILL					
Irvine Nursing and Rehabilitation	2	4	0	0	0.00%
ESTILL County Total:	2	4	0	0	0.00%

*CMHC - Community Mental Health Center

*SMI - Severe Mental Illness

2018 ANNUAL KENTUCKY LONG TERM CARE UTILIZATION AND SERVICE REPORT

Table 2A - Personal Care Bed Resident Census by CMHC Region and Percent of SMI

CMHC Region / County / Facility	Licensed PC Beds	Total PC Residents	Total PC Residents With SMI	Total PC Residents With SMI Receiving State Supp	Percent of Residents With SMI
FAYETTE					
Mayfair Village Retirement Center	24	22	0	0	0.00%
Brookdale Richmond Place	81	55	0	0	0.00%
Lexington Country Place	22	20	0	0	0.00%
Signature Healthcare At Tanbark Rehab	62	93	0	0	0.00%
The Breckinridge	26	28	0	0	0.00%
Morning Pointe of Lexington	80	95	0	0	0.00%
The Willows at Hamburg	39	85	0	0	0.00%
Lantern at Morning Pointe Alz and Memory Care	50	63	0	0	0.00%
Central Ky Recovery Center Unit 1	16	40	40	26	100.00%
Central KY Recovery Center Unit 2	16	47	47	39	100.00%
Morning Pointe of Lexington East	80	96	1	0	1.04%
The Legacy At The Willows	25	37	0	0	0.00%
Willows at Citation	36	56	0	0	0.00%
The Willows At Fritz Farm	31	77	0	0	0.00%
Provision Living At Beaumont Centre	130	96	0	0	0.00%
Legacy Reserve at Fritz Farm	53	38	0	0	0.00%
FAYETTE County Total:	771	948	88	65	9.28%
FRANKLIN					
The Lantern at Morning Pointe of Frankfort	42	54	0	0	0.00%
Morning Pointe of Frankfort	48	44	0	0	0.00%
Dominion Senior Living of Frankfort	84	20	0	0	0.00%
FRANKLIN County Total:	174	118	0	0	0.00%
HARRISON					
Cedar Ridge Health Campus	39	41	0	0	0.00%
Parkside Manor	51	75	33	29	44.00%
Shady Lawn Home	75	103	56	54	54.37%
HARRISON County Total:	165	219	89	83	40.64%

*CMHC - Community Mental Health Center

*SMI - Severe Mental Illness

2018 ANNUAL KENTUCKY LONG TERM CARE UTILIZATION AND SERVICE REPORT

Table 2A - Personal Care Bed Resident Census by CMHC Region and Percent of SMI

CMHC Region / County / Facility	Licensed PC Beds	Total PC Residents	Total PC Residents With SMI	Total PC Residents With SMI Receiving State Supp	Percent of Residents With SMI
JESSAMINE					
Rose Terrace Lodge	40	49	32	30	65.31%
Wesley Village	28	24	0	0	0.00%
Bridgepointe At Ashgrove Woods	71	103	0	0	0.00%
JESSAMINE County Total:	139	176	32	30	18.18%
LINCOLN					
Waynesburg Manor	28	34	15	15	44.12%
LINCOLN County Total:	28	34	15	15	44.12%
MADISON					
Morning Pointe of Richmond	48	57	0	0	0.00%
Telford Terrace	14	20	0	0	0.00%
Dominion Senior Living of Richmond	84	68	0	0	0.00%
MADISON County Total:	146	145	0	0	0.00%
MERCER					
The Willows at Harrodsburg	38	23	0	0	0.00%
MERCER County Total:	38	23	0	0	0.00%
POWELL					
Stanton Nursing and Rehabilitation Center	1	1	1	1	100.00%
POWELL County Total:	1	1	1	1	100.00%
SCOTT					
Dover Manor	6	0	0	0	0.00%
The Meadows At Windsor Gardens	19	20	0	0	0.00%
SCOTT County Total:	25	20	0	0	0.00%
WOODFORD					
Taylor Manor Nursing Home	24	4	0	0	0.00%
The Homeplace At Midway	12	18	0	0	0.00%
WOODFORD County Total:	36	22	0	0	0.00%
Bluegrass CMHC Total:	1,623	1,804	225	194	12.47%

*CMHC - Community Mental Health Center

*SMI - Severe Mental Illness

2018 ANNUAL KENTUCKY LONG TERM CARE UTILIZATION AND SERVICE REPORT

Table 2A - Personal Care Bed Resident Census by CMHC Region and Percent of SMI

CMHC Region / County / Facility	Licensed PC Beds	Total PC Residents	Total PC Residents With SMI	Total PC Residents With SMI Receiving State Supp	Percent of Residents With SMI
Communicare					
GRAYSON					
Grayson Manor	30	36	0	0	0.00%
GRAYSON County Total:	30	36	0	0	0.00%
HARDIN					
Signature Healthcare at North Hardin Rehab	16	2	0	0	0.00%
HARDIN County Total:	16	2	0	0	0.00%
MARION					
Loretto Motherhouse Infirmary	26	39	6	3	15.38%
The Village of Lebanon II	10	10	0	0	0.00%
MARION County Total:	36	49	6	3	12.24%
MEADE					
Brandenburg Nursing and Rehabilitation	7	0	0	0	0.00%
MEADE County Total:	7	0	0	0	0.00%
NELSON					
Windsor Gardens CCRC	25	34	0	0	0.00%
NELSON County Total:	25	34	0	0	0.00%
WASHINGTON					
Sansbury Care Center	11	12	0	0	0.00%
WASHINGTON County Total:	11	12	0	0	0.00%
Communicare CMHC Total:	125	133	6	3	4.51%
Cumberland River					
BELL					
Generations Center of Middlesboro	64	103	103	101	100.00%
BELL County Total:	64	103	103	101	100.00%
HARLAN					
The Laurels	82	88	68	66	77.27%
HARLAN County Total:	82	88	68	66	77.27%

*CMHC - Community Mental Health Center

*SMI - Severe Mental Illness

2018 ANNUAL KENTUCKY LONG TERM CARE UTILIZATION AND SERVICE REPORT

Table 2A - Personal Care Bed Resident Census by CMHC Region and Percent of SMI

CMHC Region / County / Facility	Licensed PC Beds	Total PC Residents	Total PC Residents With SMI	Total PC Residents With SMI Receiving State Supp	Percent of Residents With SMI
KNOX					
Christian Health Center - Corbin	2	2	1	1	50.00%
KNOX County Total:	2	2	1	1	50.00%
Cumberland River CMHC Total:	148	193	172	168	89.12%
Four Rivers					
CALLOWAY					
Fern Terrace of Murray	103	117	23	14	19.66%
Gardens At Hickory Woods	22	28	0	0	0.00%
CALLOWAY County Total:	125	145	23	14	15.86%
CARLISLE					
Countryside Center	8	9	2	2	22.22%
CARLISLE County Total:	8	9	2	2	22.22%
GRAVES					
Fern Terrace of Mayfield	140	208	106	98	50.96%
GRAVES County Total:	140	208	106	98	50.96%
HICKMAN					
Clinton Place	10	5	0	0	0.00%
Clinton Hickman County Nursing Facility	10	8	0	0	0.00%
HICKMAN County Total:	20	13	0	0	0.00%
MCCRACKEN					
Gaither Suites at West Park	29	42	0	0	0.00%
MCCRACKEN County Total:	29	42	0	0	0.00%
Four Rivers CMHC Total:	322	417	131	114	31.41%
Kentucky River					
KNOTT					
Golden Years Rest Home	84	118	118	61	100.00%
KNOTT County Total:	84	118	118	61	100.00%

*CMHC - Community Mental Health Center

*SMI - Severe Mental Illness

2018 ANNUAL KENTUCKY LONG TERM CARE UTILIZATION AND SERVICE REPORT

Table 2A - Personal Care Bed Resident Census by CMHC Region and Percent of SMI

CMHC Region / County / Facility	Licensed PC Beds	Total PC Residents	Total PC Residents With SMI	Total PC Residents With SMI Receiving State Supp	Percent of Residents With SMI
OWSLEY					
Owsley County Health Care Center	2	1	0	0	0.00%
OWSLEY County Total:	2	1	0	0	0.00%
Kentucky River CMHC Total:	86	119	118	61	99.16%
LifeSkills					
ALLEN					
Cornerstone Manor	36	67	67	66	100.00%
Scottsville Manor	40	44	37	33	84.09%
ALLEN County Total:	76	111	104	99	93.69%
BARREN					
NHC HealthCare, Glasgow	12	5	4	0	80.00%
BARREN County Total:	12	5	4	0	80.00%
EDMONSON					
Edmonson Center	12	13	0	0	0.00%
EDMONSON County Total:	12	13	0	0	0.00%
HART					
Hart County Manor	54	67	53	45	79.10%
HART County Total:	54	67	53	45	79.10%
METCALFE					
Harper's Home for the Aged	27	33	0	0	0.00%
Metcalfe Health Care Center	13	14	0	0	0.00%
METCALFE County Total:	40	47	0	0	0.00%
SIMPSON					
Lewis Memorial Methodist Home	23	27	14	3	51.85%
SIMPSON County Total:	23	27	14	3	51.85%
WARREN					
Christian Health Center, Bowling Green	56	85	0	0	0.00%
Fern Terrace of Bowling Green	114	177	166	141	93.79%
The Haven At Massey Springs	18	29	11	0	37.93%
WARREN County Total:	188	291	177	141	60.82%
LifeSkills CMHC Total:	405	561	352	288	62.75%

*CMHC - Community Mental Health Center

*SMI - Severe Mental Illness

2018 ANNUAL KENTUCKY LONG TERM CARE UTILIZATION AND SERVICE REPORT

Table 2A - Personal Care Bed Resident Census by CMHC Region and Percent of SMI

CMHC Region / County / Facility	Licensed PC Beds	Total PC Residents	Total PC Residents With SMI	Total PC Residents With SMI Receiving State Supp	Percent of Residents With SMI
Mountain					
JOHNSON					
Venture Home of Paintsville	60	113	111	111	98.23%
JOHNSON County Total:	60	113	111	111	98.23%
MAGOFFIN					
Salyersville Nursing and Rehabilitation Center	1	0	0	0	0.00%
MAGOFFIN County Total:	1	0	0	0	0.00%
MARTIN					
Martin County Health Care Facility	8	4	0	0	0.00%
MARTIN County Total:	8	4	0	0	0.00%
PIKE					
Good Shepherd Community Nursing Center	2	1	1	0	100.00%
PIKE County Total:	2	1	1	0	100.00%
Mountain CMHC Total:	71	118	112	111	94.92%
NorthKey					
BOONE					
Colonial Gardens	80	73	0	0	0.00%
BOONE County Total:	80	73	0	0	0.00%
CAMPBELL					
The Seasons at Alexandria	66	49	0	0	0.00%
Carmel Manor	80	25	1	0	4.00%
CAMPBELL County Total:	146	74	1	0	1.35%
CARROLL					
Carrollton Manor	32	39	38	34	97.44%
Valley Haven Rest Home	45	54	54	53	100.00%
CARROLL County Total:	77	93	92	87	98.92%
GRANT					
Jonesville Rest Home	26	38	38	33	100.00%
GRANT County Total:	26	38	38	33	100.00%

*CMHC - Community Mental Health Center

*SMI - Severe Mental Illness

2018 ANNUAL KENTUCKY LONG TERM CARE UTILIZATION AND SERVICE REPORT

Table 2A - Personal Care Bed Resident Census by CMHC Region and Percent of SMI

CMHC Region / County / Facility	Licensed PC Beds	Total PC Residents	Total PC Residents With SMI	Total PC Residents With SMI Receiving State Supp	Percent of Residents With SMI
KENTON					
Regency Manor North	30	41	9	6	21.95%
Ivy Knoll	45	51	1	0	1.96%
Brookdale Edgewood	113	106	0	0	0.00%
Covington Ladies Home	32	34	0	0	0.00%
Madonna Manor	24	21	1	0	4.76%
Regency Manor	59	88	18	13	20.45%
St Charles Care Center	32	56	0	0	0.00%
Emerald Trace	20	31	0	0	0.00%
KENTON County Total:	355	428	29	19	6.78%
PENDLETON					
Falmouth Nursing Home	27	32	32	32	100.00%
The Front Gate	19	19	19	19	100.00%
PENDLETON County Total:	46	51	51	51	100.00%
NorthKey CMHC Total:	730	757	211	190	27.87%
Pathways					
BOYD					
Artrips Personal Care Home	22	24	24	21	100.00%
Hamilton's Personal Care Home	22	17	17	11	100.00%
King's Daughters And Sons Home	36	49	0	0	0.00%
BOYD County Total:	80	90	41	32	45.56%
GREENUP					
Morning Pointe Of Russell	68	72	0	0	0.00%
Trinity Station Retirement Community	30	53	0	0	0.00%
Frasure's Personal Care Home	61	85	85	83	100.00%
Russell Convalescent Home	28	34	34	33	100.00%
The Lantern At Morning Pointe	44	72	1	0	1.39%
Alzheimers and Memory Care					
GREENUP County Total:	231	316	120	116	37.97%

*CMHC - Community Mental Health Center

*SMI - Severe Mental Illness

2018 ANNUAL KENTUCKY LONG TERM CARE UTILIZATION AND SERVICE REPORT

Table 2A - Personal Care Bed Resident Census by CMHC Region and Percent of SMI

CMHC Region / County / Facility	Licensed PC Beds	Total PC Residents	Total PC Residents With SMI	Total PC Residents With SMI Receiving State Supp	Percent of Residents With SMI
LAWRENCE					
The Jordan Center	6	2	0	0	0.00%
LAWRENCE County Total:	6	2	0	0	0.00%
MENIFEE					
Edgewood Estates	8	8	0	0	0.00%
MENIFEE County Total:	8	8	0	0	0.00%
MONTGOMERY					
Regency Memory Care	26	28	0	0	0.00%
MONTGOMERY County Total:	26	28	0	0	0.00%
MORGAN					
West Liberty Nursing and Rehabilitation Center	2	4	0	0	0.00%
MORGAN County Total:	2	4	0	0	0.00%
Pathways CMHC Total:	353	448	161	148	35.94%
Pennyroyal					
CALDWELL					
Highland Homes, Inc.	100	126	75	68	59.52%
CALDWELL County Total:	100	126	75	68	59.52%
CHRISTIAN					
Christian County Manor	78	55	49	47	89.09%
Christian Health Center, Hopkinsville	2	2	2	0	100.00%
Pennyrile Home	94	216	201	79	93.06%
CHRISTIAN County Total:	174	273	252	126	92.31%
CRITTENDEN					
Crittenden County Health and Rehabilitation Center	4	0	0	0	0.00%
CRITTENDEN County Total:	4	0	0	0	0.00%
HOPKINS					
The Homestead	64	68	66	64	97.06%
The Oaks PCH/Madisonville	58	61	52	50	85.25%
HOPKINS County Total:	122	129	118	114	91.47%

*CMHC - Community Mental Health Center

*SMI - Severe Mental Illness

2018 ANNUAL KENTUCKY LONG TERM CARE UTILIZATION AND SERVICE REPORT

Table 2A - Personal Care Bed Resident Census by CMHC Region and Percent of SMI

CMHC Region / County / Facility	Licensed PC Beds	Total PC Residents	Total PC Residents With SMI	Total PC Residents With SMI Receiving State Supp	Percent of Residents With SMI
LYON					
River's Bend Retirement Community	8	10	1	1	10.00%
LYON County Total:	8	10	1	1	10.00%
MUHLENBERG					
Diversicare of Greenville	14	26	1	0	3.85%
Sparks Nursing Center	88	108	8	8	7.41%
MUHLENBERG County Total:	102	134	9	8	6.72%
TRIGG					
Better Senior Living	68	70	53	30	75.71%
TRIGG County Total:	68	70	53	30	75.71%
Pennyroyal CMHC Total:	578	742	508	347	68.46%
River Valley					
DAVISS					
Bishop Soenneker Home	66	68	51	29	75.00%
Carmel Home	79	104	0	0	0.00%
Davco Rest Home	92	133	128	122	96.24%
Fern Terrace of Owensboro	68	93	69	55	74.19%
Owensboro Center	39	23	17	14	73.91%
Rosedale Rest Home	50	54	53	53	98.15%
DAVISS County Total:	394	475	318	273	66.95%
HANCOCK					
The Oaks PCH/Lewisport	56	69	69	68	100.00%
HANCOCK County Total:	56	69	69	68	100.00%
HENDERSON					
Henderson Manor	64	32	22	20	68.75%
HENDERSON County Total:	64	32	22	20	68.75%
MCLEAN					
Sunny Acres	32	25	24	21	96.00%
MCLEAN County Total:	32	25	24	21	96.00%

*CMHC - Community Mental Health Center

*SMI - Severe Mental Illness

2018 ANNUAL KENTUCKY LONG TERM CARE UTILIZATION AND SERVICE REPORT

Table 2A - Personal Care Bed Resident Census by CMHC Region and Percent of SMI

CMHC Region / County / Facility	Licensed PC Beds	Total PC Residents	Total PC Residents With SMI	Total PC Residents With SMI Receiving State Supp	Percent of Residents With SMI
OHIO					
Beaver Dam Nursing and Rehab Center	23	31	3	3	9.68%
OHIO County Total:	23	31	3	3	9.68%
UNION					
Breckinridge Place	2	4	0	0	0.00%
UNION County Total:	2	4	0	0	0.00%
River Valley CMHC Total:	571	636	436	385	68.55%
Seven Counties					
BULLITT					
Colonial House of Shepherdsville	62	67	66	48	98.51%
BULLITT County Total:	62	67	66	48	98.51%
JEFFERSON					
Westport Place Health Campus	26	29	0	0	0.00%
Sunrise of Louisville	94	125	2	0	1.60%
Brookdale Stonestreet	20	31	0	0	0.00%
Park Louisville	64	74	1	0	1.35%
Barton House of Louisville #1	20	28	0	0	0.00%
Belmont Village	128	188	0	0	0.00%
Eastern Star Home in KY	24	14	0	0	0.00%
Atria Blankenbaker	99	67	0	0	0.00%
Episcopal Church Home	127	135	0	0	0.00%
Little Sisters of the Poor - St. Joseph's Home	15	17	2	1	11.76%
Louisville Protestant Altenheim	30	41	2	0	4.88%
Masonic Home of Louisville	101	94	11	4	11.70%
Nazareth Home	50	84	15	1	17.86%
Parr's at Springhurst	91	135	41	5	30.37%
Nazareth Home Clifton	31	15	2	1	13.33%
The Forum at Brookside	24	35	0	0	0.00%
Treyton Oaks Towers	40	48	3	0	6.25%
Wesley Manor	39	45	0	0	0.00%

*CMHC - Community Mental Health Center

*SMI - Severe Mental Illness

2018 ANNUAL KENTUCKY LONG TERM CARE UTILIZATION AND SERVICE REPORT

Table 2A - Personal Care Bed Resident Census by CMHC Region and Percent of SMI

CMHC Region / County / Facility	Licensed PC Beds	Total PC Residents	Total PC Residents With SMI	Total PC Residents With SMI Receiving State Supp	Percent of Residents With SMI
Symphony at Oaklawn	102	130	0	0	0.00%
Heartsong Memory Care	36	20	3	0	15.00%
Forest Springs Health Campus	37	61	0	0	0.00%
Morning Pointe Of Louisville At South Hurstbourne	73	101	0	0	0.00%
Rose Anna Hughes Home/Westminster	51	58	10	1	17.24%
Forest Hills Commons	144	141	0	0	0.00%
Thrive At Beckley Creek	65	83	0	0	0.00%
The Lantern At Morning Pointe (Louisville)	52	51	0	0	0.00%
Exceptional Senior Living - Prospect	65	57	0	0	0.00%
Symphony at Valley Farms	90	38	0	0	0.00%
Stonecrest of Louisville	101	23	0	0	0.00%
Hallmark House Louisville II	20	39	0	0	0.00%
JEFFERSON County Total:	1,859	2,007	92	13	4.58%
SHELBY					
Colonial Hall Manor	57	72	67	66	93.06%
Masonic Home of Shelbyville	76	51	0	0	0.00%
SHELBY County Total:	133	123	67	66	54.47%
Seven Counties CMHC Total:	2,054	2,197	225	127	10.24%
State Total	7,269	8,368	2,845	2,314	34.00%

*CMHC - Community Mental Health Center

*SMI - Severe Mental Illness

2018 ANNUAL KENTUCKY LONG TERM CARE UTILIZATION AND SERVICE REPORT

Table 2B - Personal Care Bed Resident Census by Age Group and CMHC Region

CMHC Region / County / Facility	18-34		35-64		65-84		85 & Older		Total
	Male	Female	Male	Female	Male	Female	Male	Female	
Adanta									
MCCREARY									
Cumberland Manor Rest Home	0	0	25	11	19	4	0	0	59
MCCREARY County Total:	0	0	25	11	19	4	0	0	59
PULASKI									
Crestview Personal Care	0	1	0	12	1	20	1	1	36
Somerview Personal Care Home	3	1	30	16	6	11	1	1	69
PULASKI County Total:	3	2	30	28	7	31	2	2	105
TAYLOR									
Bluegrass Way	0	0	0	0	6	4	1	6	17
TAYLOR County Total:	0	0	0	0	6	4	1	6	17
WAYNE									
Dishman Personal Care Home	4	2	27	13	9	5	0	1	61
Hicks' Golden Years Nursing Home	0	0	0	0	1	0	0	0	1
WAYNE County Total:	4	2	27	13	10	5	0	1	62
Adanta CMHC Region Total:	7	4	82	52	42	44	3	9	243
Bluegrass									
ANDERSON									
Signature Healthcare at Heritage Hall Rehab	0	0	0	0	2	1	2	3	8
ANDERSON County Total:	0	0	0	0	2	1	2	3	8
BOURBON									
Bourbon Heights	0	0	0	0	1	4	0	4	9
BOURBON County Total:	0	0	0	0	1	4	0	4	9
BOYLE									
McDowell Place of Danville	1	0	1	1	3	2	2	9	19
Morning Pointe of Danville	0	0	1	0	8	20	8	21	58
BOYLE County Total:	1	0	2	1	11	22	10	30	77
ESTILL									
Irvine Nursing and Rehabilitation	0	0	1	1	0	2	0	0	4
ESTILL County Total:	0	0	1	1	0	2	0	0	4
FAYETTE									
Brookdale Richmond Place	0	0	1	3	3	4	22	22	55
Central Ky Recovery Center Unit 1	10	5	12	11	1	1	0	0	40
Central KY Recovery Center Unit 2	11	4	13	18	0	1	0	0	47

*CMHC - Community Mental Health Center

*SMI - Severe Mental Illness

2018 ANNUAL KENTUCKY LONG TERM CARE UTILIZATION AND SERVICE REPORT

Table 2B - Personal Care Bed Resident Census by Age Group and CMHC Region

CMHC Region / County / Facility	18-34		35-64		65-84		85 & Older		Total
	Male	Female	Male	Female	Male	Female	Male	Female	
Lantern at Morning Pointe Alz and Memory Care	0	0	0	0	18	21	16	8	63
Legacy Reserve at Fritz Farm	0	0	0	0	4	7	5	22	38
Lexington Country Place	0	0	0	0	0	2	3	15	20
Mayfair Village Retirement Center	0	0	0	0	2	1	3	16	22
Morning Pointe of Lexington	0	0	0	0	2	18	6	69	95
Morning Pointe of Lexington East	0	0	0	0	17	24	18	37	96
Provision Living At Beaumont Centre	0	0	1	1	13	34	10	37	96
Signature Healthcare At Tanbark Rehab	0	0	1	3	8	20	17	44	93
The Breckinridge	0	0	0	0	4	5	6	13	28
The Legacy At The Willows	0	0	0	1	8	5	6	17	37
The Willows At Fritz Farm	0	0	2	0	4	29	9	33	77
The Willows at Hamburg	0	0	1	1	5	19	20	39	85
Willows at Citation	0	0	0	2	4	13	6	31	56
FAYETTE County Total:	21	9	31	40	93	204	147	403	948
FRANKLIN									
Dominion Senior Living of Frankfort	0	0	0	0	3	15	1	1	20
Morning Pointe of Frankfort	0	0	0	0	9	9	7	19	44
The Lantern at Morning Pointe of Frankfort	0	0	0	0	6	21	7	20	54
FRANKLIN County Total:	0	0	0	0	18	45	15	40	118
HARRISON									
Cedar Ridge Health Campus	0	7	0	0	0	0	2	32	41
Parkside Manor	1	1	22	18	20	12	1	0	75
Shady Lawn Home	11	0	46	20	16	9	1	0	103
HARRISON County Total:	12	8	68	38	36	21	4	32	219
JESSAMINE									
Bridgepointe At Ashgrove Woods	0	0	1	1	18	23	17	43	103
Rose Terrace Lodge	0	0	13	14	6	15	0	1	49
Wesley Village	0	0	0	0	3	0	4	17	24
JESSAMINE County Total:	0	0	14	15	27	38	21	61	176
LINCOLN									
Waynesburg Manor	0	0	14	9	5	4	1	1	34
LINCOLN County Total:	0	0	14	9	5	4	1	1	34
MADISON									
Dominion Senior Living of Richmond	0	0	0	0	12	25	8	23	68

*CMHC - Community Mental Health Center

*SMI - Severe Mental Illness

2018 ANNUAL KENTUCKY LONG TERM CARE UTILIZATION AND SERVICE REPORT

Table 2B - Personal Care Bed Resident Census by Age Group and CMHC Region

CMHC Region / County / Facility	18-34		35-64		65-84		85 & Older		Total
	Male	Female	Male	Female	Male	Female	Male	Female	
Morning Pointe of Richmond	0	0	0	0	4	10	12	31	57
Telford Terrace	0	0	0	0	0	5	7	8	20
MADISON County Total:	0	0	0	0	16	40	27	62	145
MERCER									
The Willows at Harrodsburg	0	0	0	0	0	3	9	11	23
MERCER County Total:	0	0	0	0	0	3	9	11	23
POWELL									
Stanton Nursing and Rehabilitation Center	0	0	0	0	0	1	0	0	1
POWELL County Total:	0	0	0	0	0	1	0	0	1
SCOTT									
Dover Manor	0	0	0	0	0	0	0	0	0
The Meadows At Windsor Gardens	0	0	0	0	4	4	6	6	20
SCOTT County Total:	0	0	0	0	4	4	6	6	20
WOODFORD									
Taylor Manor Nursing Home	0	0	0	0	0	1	0	3	4
The Homeplace At Midway	0	0	0	0	0	8	1	9	18
WOODFORD County Total:	0	0	0	0	0	9	1	12	22
Bluegrass CMHC Region Total:	34	17	130	104	213	398	243	665	1,804
Communicare									
GRAYSON									
Grayson Manor	0	0	3	2	11	10	3	7	36
GRAYSON County Total:	0	0	3	2	11	10	3	7	36
HARDIN									
Signature Healthcare at North Hardin Rehab	0	0	0	0	0	1	1	0	2
HARDIN County Total:	0	0	0	0	0	1	1	0	2
MARION									
Loretto Motherhouse Infirmary	0	0	0	0	0	9	0	30	39
The Village of Lebanon II	0	0	0	0	2	4	2	2	10
MARION County Total:	0	0	0	0	2	13	2	32	49
MEADE									
Brandenburg Nursing and Rehabilitation	0	0	0	0	0	0	0	0	0
MEADE County Total:	0	0	0	0	0	0	0	0	0
NELSON									
Windsor Gardens CCRC	0	0	0	0	3	7	2	22	34
NELSON County Total:	0	0	0	0	3	7	2	22	34

*CMHC - Community Mental Health Center

*SMI - Severe Mental Illness

2018 ANNUAL KENTUCKY LONG TERM CARE UTILIZATION AND SERVICE REPORT

Table 2B - Personal Care Bed Resident Census by Age Group and CMHC Region

CMHC Region / County / Facility	18-34		35-64		65-84		85 & Older		Total
	Male	Female	Male	Female	Male	Female	Male	Female	
WASHINGTON									
Sansbury Care Center	0	0	0	0	0	4	0	8	12
WASHINGTON County Total:	0	0	0	0	0	4	0	8	12
Communicare CMHC Region Total:	0	0	3	2	16	35	8	69	133
Cumberland River									
BELL									
Generations Center of Middlesboro	0	7	26	33	28	9	0	0	103
BELL County Total:	0	7	26	33	28	9	0	0	103
HARLAN									
The Laurels	0	0	26	27	18	15	0	2	88
HARLAN County Total:	0	0	26	27	18	15	0	2	88
KNOX									
Christian Health Center - Corbin	0	0	0	1	0	1	0	0	2
KNOX County Total:	0	0	0	1	0	1	0	0	2
Cumberland River CMHC Region Total:	0	7	52	61	46	25	0	2	193
Four Rivers									
CALLOWAY									
Fern Terrace of Murray	0	0	9	9	34	39	7	19	117
Gardens At Hickory Woods	0	0	0	0	4	10	2	12	28
CALLOWAY County Total:	0	0	9	9	38	49	9	31	145
CARLISLE									
Countryside Center	0	1	1	1	1	1	0	4	9
CARLISLE County Total:	0	1	1	1	1	1	0	4	9
GRAVES									
Fern Terrace of Mayfield	27	29	54	34	31	32	1	0	208
GRAVES County Total:	27	29	54	34	31	32	1	0	208
HICKMAN									
Clinton Hickman County Nursing Facility	0	0	0	1	1	2	0	4	8
Clinton Place	0	0	0	2	2	0	1	0	5
HICKMAN County Total:	0	0	0	3	3	2	1	4	13
MCCRACKEN									
Gaither Suites at West Park	0	0	0	0	3	7	4	28	42
MCCRACKEN County Total:	0	0	0	0	3	7	4	28	42
Four Rivers CMHC Region Total:	27	30	64	47	76	91	15	67	417

*CMHC - Community Mental Health Center

*SMI - Severe Mental Illness

2018 ANNUAL KENTUCKY LONG TERM CARE UTILIZATION AND SERVICE REPORT

Table 2B - Personal Care Bed Resident Census by Age Group and CMHC Region

CMHC Region / County / Facility	18-34		35-64		65-84		85 & Older		Total
	Male	Female	Male	Female	Male	Female	Male	Female	
Kentucky River									
KNOTT									
Golden Years Rest Home	6	5	58	36	10	3	0	0	118
KNOTT County Total:	6	5	58	36	10	3	0	0	118
OWSLEY									
Owsley County Health Care Center	0	0	0	0	0	0	1	0	1
OWSLEY County Total:	0	0	0	0	0	0	1	0	1
Kentucky River CMHC Region Total:	6	5	58	36	10	3	1	0	119
LifeSkills									
ALLEN									
Cornerstone Manor	3	0	43	12	7	2	0	0	67
Scottsville Manor	2	2	18	12	5	4	0	1	44
ALLEN County Total:	5	2	61	24	12	6	0	1	111
BARREN									
NHC HealthCare, Glasgow	0	0	0	0	1	2	0	2	5
BARREN County Total:	0	0	0	0	1	2	0	2	5
EDMONSON									
Edmonson Center	0	0	1	0	2	10	0	0	13
EDMONSON County Total:	0	0	1	0	2	10	0	0	13
HART									
Hart County Manor	3	2	30	26	2	2	1	1	67
HART County Total:	3	2	30	26	2	2	1	1	67
METCALFE									
Harper's Home for the Aged	0	0	24	1	7	1	0	0	33
Metcalf Health Care Center	0	0	0	1	5	4	0	4	14
METCALFE County Total:	0	0	24	2	12	5	0	4	47
SIMPSON									
Lewis Memorial Methodist Home	0	0	0	3	0	18	0	6	27
SIMPSON County Total:	0	0	0	3	0	18	0	6	27
WARREN									
Christian Health Center, Bowling Green	0	0	1	2	17	23	5	37	85
Fern Terrace of Bowling Green	2	5	70	57	16	26	0	1	177
The Haven At Massey Springs	0	0	0	0	4	8	4	13	29
WARREN County Total:	2	5	71	59	37	57	9	51	291
LifeSkills CMHC Region Total:	10	9	187	114	66	100	10	65	561

*CMHC - Community Mental Health Center

*SMI - Severe Mental Illness

2018 ANNUAL KENTUCKY LONG TERM CARE UTILIZATION AND SERVICE REPORT

Table 2B - Personal Care Bed Resident Census by Age Group and CMHC Region

CMHC Region / County / Facility	18-34		35-64		65-84		85 & Older		Total
	Male	Female	Male	Female	Male	Female	Male	Female	
Mountain									
JOHNSON									
Venture Home of Paintsville	13	7	31	30	14	18	0	0	113
JOHNSON County Total:	13	7	31	30	14	18	0	0	113
MAGOFFIN									
Salyersville Nursing and Rehabilitation Center	0	0	0	0	0	0	0	0	0
MAGOFFIN County Total:	0	0	0	0	0	0	0	0	0
MARTIN									
Martin County Health Care Facility	0	0	2	0	2	0	0	0	4
MARTIN County Total:	0	0	2	0	2	0	0	0	4
PIKE									
Good Shepherd Community Nursing Center	0	0	0	0	0	1	0	0	1
PIKE County Total:	0	0	0	0	0	1	0	0	1
Mountain CMHC Region Total:	13	7	33	30	16	19	0	0	118
NorthKey									
BOONE									
Colonial Gardens	0	0	0	0	8	10	13	42	73
BOONE County Total:	0	0	0	0	8	10	13	42	73
CAMPBELL									
Carmel Manor	0	0	0	0	6	5	1	13	25
The Seasons at Alexandria	0	0	1	0	0	16	8	24	49
CAMPBELL County Total:	0	0	1	0	6	21	9	37	74
CARROLL									
Carrollton Manor	1	2	11	10	9	6	0	0	39
Valley Haven Rest Home	3	0	51	0	0	0	0	0	54
CARROLL County Total:	4	2	62	10	9	6	0	0	93
GRANT									
Jonesville Rest Home	4	4	16	10	3	1	0	0	38
GRANT County Total:	4	4	16	10	3	1	0	0	38
KENTON									
Brookdale Edgewood	0	0	0	0	8	20	34	44	106
Covington Ladies Home	0	0	0	2	0	19	0	13	34
Emerald Trace	0	0	0	0	1	12	7	11	31
Ivy Knoll	0	0	4	4	9	11	8	15	51
Madonna Manor	0	0	1	0	3	6	1	10	21

*CMHC - Community Mental Health Center

*SMI - Severe Mental Illness

2018 ANNUAL KENTUCKY LONG TERM CARE UTILIZATION AND SERVICE REPORT

Table 2B - Personal Care Bed Resident Census by Age Group and CMHC Region

CMHC Region / County / Facility	18-34		35-64		65-84		85 & Older		Total
	Male	Female	Male	Female	Male	Female	Male	Female	
Regency Manor	0	0	15	21	14	36	1	1	88
Regency Manor North	0	0	10	5	13	12	1	0	41
St Charles Care Center	0	0	0	0	7	10	10	29	56
KENTON County Total:	0	0	30	32	55	126	62	123	428
PENDLETON									
Falmouth Nursing Home	1	1	16	12	2	0	0	0	32
The Front Gate	0	5	5	4	5	0	0	0	19
PENDLETON County Total:	1	6	21	16	7	0	0	0	51
NorthKey CMHC Region Total:	9	12	130	68	88	164	84	202	757
Pathways									
BOYD									
Artrips Personal Care Home	0	3	5	7	3	4	1	1	24
Hamilton's Personal Care Home	0	0	11	3	2	1	0	0	17
King's Daughters And Sons Home	0	0	0	0	5	5	15	24	49
BOYD County Total:	0	3	16	10	10	10	16	25	90
GREENUP									
Frasure's Personal Care Home	6	5	23	24	13	12	1	1	85
Morning Pointe Of Russell	0	0	0	0	0	1	25	46	72
Russell Convalescent Home	0	1	25	6	1	1	0	0	34
The Lantern At Morning Pointe Alzheimers and Memory Care	0	0	0	0	3	21	13	35	72
Trinity Station Retirement Community	0	0	0	0	5	12	7	29	53
GREENUP County Total:	6	6	48	30	22	47	46	111	316
LAWRENCE									
The Jordan Center	0	0	0	0	2	0	0	0	2
LAWRENCE County Total:	0	0	0	0	2	0	0	0	2
MENIFEE									
Edgewood Estates	0	0	2	1	3	1	1	0	8
MENIFEE County Total:	0	0	2	1	3	1	1	0	8
MONTGOMERY									
Regency Memory Care	0	0	0	0	4	10	2	12	28
MONTGOMERY County Total:	0	0	0	0	4	10	2	12	28

*CMHC - Community Mental Health Center

*SMI - Severe Mental Illness

2018 ANNUAL KENTUCKY LONG TERM CARE UTILIZATION AND SERVICE REPORT

Table 2B - Personal Care Bed Resident Census by Age Group and CMHC Region

CMHC Region / County / Facility	18-34		35-64		65-84		85 & Older		Total
	Male	Female	Male	Female	Male	Female	Male	Female	
MORGAN									
West Liberty Nursing and Rehabilitation Center	0	0	0	0	1	3	0	0	4
MORGAN County Total:	0	0	0	0	1	3	0	0	4
Pathways CMHC Region Total:	6	9	66	41	42	71	65	148	448
Pennyroyal									
CALDWELL									
Highland Homes, Inc.	7	23	46	32	18	0	0	0	126
CALDWELL County Total:	7	23	46	32	18	0	0	0	126
CHRISTIAN									
Christian County Manor	0	1	20	16	10	8	0	0	55
Christian Health Center, Hopkinsville	0	0	0	0	0	1	0	1	2
Pennyrile Home	21	20	81	59	19	14	0	2	216
CHRISTIAN County Total:	21	21	101	75	29	23	0	3	273
CRITTENDEN									
Crittenden County Health and Rehabilitation Center	0	0	0	0	0	0	0	0	0
CRITTENDEN County Total:	0	0	0	0	0	0	0	0	0
HOPKINS									
The Homestead	10	2	28	20	3	5	0	0	68
The Oaks PCH/Madisonville	1	1	35	20	2	2	0	0	61
HOPKINS County Total:	11	3	63	40	5	7	0	0	129
LYON									
River's Bend Retirement Community	0	0	0	0	2	5	1	2	10
LYON County Total:	0	0	0	0	2	5	1	2	10
MUHLENBERG									
Diversicare of Greenville	0	0	0	4	3	9	4	6	26
Sparks Nursing Center	0	0	15	14	23	32	9	15	108
MUHLENBERG County Total:	0	0	15	18	26	41	13	21	134
TRIGG									
Better Senior Living	1	0	15	17	21	14	1	1	70
TRIGG County Total:	1	0	15	17	21	14	1	1	70
Pennyroyal CMHC Region Total:	40	47	240	182	101	90	15	27	742
River Valley									
DAVIESS									
Bishop Soenneker Home	0	1	8	10	11	23	4	11	68

*CMHC - Community Mental Health Center

*SMI - Severe Mental Illness

2018 ANNUAL KENTUCKY LONG TERM CARE UTILIZATION AND SERVICE REPORT

Table 2B - Personal Care Bed Resident Census by Age Group and CMHC Region

CMHC Region / County / Facility	18-34		35-64		65-84		85 & Older		Total
	Male	Female	Male	Female	Male	Female	Male	Female	
Carmel Home	0	0	0	0	3	11	19	71	104
Davco Rest Home	3	8	55	44	11	12	0	0	133
Fern Terrace of Owensboro	0	0	24	13	20	30	2	4	93
Owensboro Center	0	0	7	1	5	8	1	1	23
Rosedale Rest Home	11	3	24	10	4	2	0	0	54
DAVIESS County Total:	14	12	118	78	54	86	26	87	475
HANCOCK									
The Oaks PCH/Lewisport	11	0	46	6	5	1	0	0	69
HANCOCK County Total:	11	0	46	6	5	1	0	0	69
HENDERSON									
Henderson Manor	0	1	5	11	6	9	0	0	32
HENDERSON County Total:	0	1	5	11	6	9	0	0	32
MCLEAN									
Sunny Acres	0	0	17	3	4	1	0	0	25
MCLEAN County Total:	0	0	17	3	4	1	0	0	25
OHIO									
Beaver Dam Nursing and Rehab Center	0	0	4	3	10	10	2	2	31
OHIO County Total:	0	0	4	3	10	10	2	2	31
UNION									
Breckinridge Place	0	0	0	0	0	2	0	2	4
UNION County Total:	0	0	0	0	0	2	0	2	4
River Valley CMHC Region Total:	25	13	190	101	79	109	28	91	636
Seven Counties									
BULLITT									
Colonial House of Shepherdsville	0	1	26	24	9	7	0	0	67
BULLITT County Total:	0	1	26	24	9	7	0	0	67
JEFFERSON									
Atria Blankenbaker	0	0	0	0	20	31	2	14	67
Barton House of Louisville #1	0	0	0	3	2	10	3	10	28
Belmont Village	0	0	8	24	17	27	43	69	188
Brookdale Stonestreet	0	0	0	0	3	4	10	14	31
Eastern Star Home in KY	0	0	0	1	0	1	1	11	14
Episcopal Church Home	0	0	1	0	12	38	24	60	135
Exceptional Senior Living - Prospect	0	0	1	0	10	18	9	19	57
Forest Hills Commons	0	0	1	1	20	37	38	44	141

*CMHC - Community Mental Health Center

*SMI - Severe Mental Illness

2018 ANNUAL KENTUCKY LONG TERM CARE UTILIZATION AND SERVICE REPORT

Table 2B - Personal Care Bed Resident Census by Age Group and CMHC Region

CMHC Region / County / Facility	18-34		35-64		65-84		85 & Older		Total
	Male	Female	Male	Female	Male	Female	Male	Female	
Forest Springs Health Campus	0	0	0	1	12	16	9	23	61
Hallmark House Louisville II	0	0	0	0	0	7	16	16	39
Heartsong Memory Care	0	0	0	1	6	7	3	3	20
Little Sisters of the Poor - St. Joseph's Home	0	0	0	0	0	5	2	10	17
Louisville Protestant Altenheim	0	0	0	1	5	14	11	10	41
Masonic Home of Louisville	0	0	0	2	7	30	16	39	94
Morning Pointe Of Louisville At South	0	0	0	1	13	38	20	29	101
Nazareth Home	0	0	0	0	5	32	2	45	84
Nazareth Home Clifton	0	0	0	0	1	4	1	9	15
Park Louisville	0	0	4	1	15	10	13	31	74
Parr's at Springhurst	0	0	0	0	11	33	19	72	135
Rose Anna Hughes Home/Westminster	0	0	2	1	1	16	7	31	58
Stonecrest of Louisville	0	0	0	0	6	9	1	7	23
Sunrise of Louisville	0	0	0	0	17	32	4	72	125
Symphony at Oaklawn	0	0	0	0	12	28	30	60	130
Symphony at Valley Farms	0	0	0	0	1	23	3	11	38
The Forum at Brookside	0	0	0	0	0	4	5	26	35
The Lantern At Morning Pointe (Louisville)	0	0	0	0	4	18	10	19	51
Thrive At Beckley Creek	0	0	5	0	15	26	12	25	83
Treyton Oaks Towers	0	0	0	1	5	4	8	30	48
Wesley Manor	0	0	0	0	9	14	7	15	45
Westport Place Health Campus	0	0	0	1	1	7	6	14	29
JEFFERSON County Total:	0	0	22	39	230	543	335	838	2,007
SHELBY									
Colonial Hall Manor	2	1	28	15	13	13	0	0	72
Masonic Home of Shelbyville	0	0	1	1	7	13	7	22	51
SHELBY County Total:	2	1	29	16	20	26	7	22	123
Seven Counties CMHC Region Total:	2	2	77	79	259	576	342	860	2,197
State Total	179	162	1,312	917	1,054	1,725	814	2,205	8,368

*CMHC - Community Mental Health Center

*SMI - Severe Mental Illness

2018 ANNUAL KENTUCKY LONG TERM CARE UTILIZATION AND SERVICE REPORT

Table 2C - Personal Care Bed Census & Inpatient Days for Individuals With SMI

CMHC Region / County / Facility	18-34		35-64		65-84		85 & Older		Total	
	SMI Census	SMI Inpatient Days	SMI Census	SMI Inpatient Days	SMI Census	SMI Inpatient Days	SMI Census	SMI Inpatient Days	SMI Census	SMI Inpatient Days
Adanta										
MCCREARY										
Cumberland Manor Rest Home	0	0	36	8,851	23	8,055	0	0	59	16,906
MCCREARY County Total:	0	0	36	8,851	23	8,055	0	0	59	16,906
PULASKI										
Crestview Personal Care	1	115	9	2,937	14	4,873	1	49	25	7,974
Somervew Personal Care Home	4	914	35	9,176	8	1,299	0	0	47	11,389
PULASKI County Total:	5	1,029	44	12,113	22	6,172	1	49	72	19,363
TAYLOR										
Bluegrass Way	0	0	0	0	0	0	0	0	0	0
TAYLOR County Total:	0	0	0	0	0	0	0	0	0	0
WAYNE										
Dishman Personal Care Home	6	708	38	7,745	12	3,967	1	45	57	12,465
Hicks' Golden Years Nursing Home	0	0	0	0	0	0	0	0	0	0
WAYNE County Total:	6	708	38	7,745	12	3,967	1	45	57	12,465
Adanta CMHC Total:	11	1,737	118	28,709	57	18,194	2	94	188	48,734
Bluegrass										
ANDERSON										
Signature Healthcare at Heritage Hall Rehab	0	0	0	0	0	0	0	0	0	0
ANDERSON County Total:	0	0	0	0	0	0	0	0	0	0
BOURBON										
Bourbon Heights	0	0	0	0	0	0	0	0	0	0
BOURBON County Total:	0	0	0	0	0	0	0	0	0	0
BOYLE										
McDowell Place of Danville	0	0	0	0	0	0	0	0	0	0
Morning Pointe of Danville	0	0	0	0	0	0	0	0	0	0
BOYLE County Total:	0	0	0	0	0	0	0	0	0	0
ESTILL										
Irvine Nursing and Rehabilitation	0	0	0	0	0	0	0	0	0	0
ESTILL County Total:	0	0	0	0	0	0	0	0	0	0

*CMHC - Community Mental Health Center

*SMI - Severe Mental Illness

2018 ANNUAL KENTUCKY LONG TERM CARE UTILIZATION AND SERVICE REPORT

Table 2C - Personal Care Bed Census & Inpatient Days for Individuals With SMI

CMHC Region / County / Facility	18-34		35-64		65-84		85 & Older		Total	
	SMI Census	SMI Inpatient Days	SMI Census	SMI Inpatient Days	SMI Census	SMI Inpatient Days	SMI Census	SMI Inpatient Days	SMI Census	SMI Inpatient Days
FAYETTE										
Brookdale Richmond Place	0	0	0	0	0	0	0	0	0	0
Central Ky Recovery Center Unit 1	15	1,258	23	2,532	2	516	0	0	40	4,306
Central KY Recovery Center Unit 2	15	1,321	31	3,438	1	21	0	0	47	4,780
Lantern at Morning Pointe Alz and Memory Care	0	0	0	0	0	0	0	0	0	0
Legacy Reserve at Fritz Farm	0	0	0	0	0	0	0	0	0	0
Lexington Country Place	0	0	0	0	0	0	0	0	0	0
Mayfair Village Retirement Center	0	0	0	0	0	0	0	0	0	0
Morning Pointe of Lexington	0	0	0	0	0	0	0	0	0	0
Morning Pointe of Lexington East	0	0	0	0	0	0	1	52	1	52
Provision Living At Beaumont Centre	0	0	0	0	0	0	0	0	0	0
Signature Healthcare At Tanbark Rehab	0	0	0	0	0	0	0	0	0	0
The Breckinridge	0	0	0	0	0	0	0	0	0	0
The Legacy At The Willows	0	0	0	0	0	0	0	0	0	0
The Willows At Fritz Farm	0	0	0	0	0	0	0	0	0	0
The Willows at Hamburg	0	0	0	0	0	0	0	0	0	0
Willows at Citation	0	0	0	0	0	0	0	0	0	0
FAYETTE County Total:	30	2,579	54	5,970	3	537	1	52	88	9,138
FRANKLIN										
Dominion Senior Living of Frankfort	0	0	0	0	0	0	0	0	0	0
Morning Pointe of Frankfort	0	0	0	0	0	0	0	0	0	0
The Lantern at Morning Pointe of Frankfort	0	0	0	0	0	0	0	0	0	0
FRANKLIN County Total:	0	0	0	0	0	0	0	0	0	0
HARRISON										
Cedar Ridge Health Campus	0	0	0	0	0	0	0	0	0	0
Parkside Manor	0	0	23	5,873	9	2,083	1	210	33	8,166
Shady Lawn Home	5	1,825	39	13,285	12	3,949	0	0	56	19,059
HARRISON County Total:	5	1,825	62	19,158	21	6,032	1	210	89	27,225

*CMHC - Community Mental Health Center

*SMI - Severe Mental Illness

2018 ANNUAL KENTUCKY LONG TERM CARE UTILIZATION AND SERVICE REPORT

Table 2C - Personal Care Bed Census & Inpatient Days for Individuals With SMI

CMHC Region / County / Facility	18-34		35-64		65-84		85 & Older		Total	
	SMI Census	SMI Inpatient Days	SMI Census	SMI Inpatient Days	SMI Census	SMI Inpatient Days	SMI Census	SMI Inpatient Days	SMI Census	SMI Inpatient Days
JESSAMINE										
Bridgepointe At Ashgrove Woods	0	0	0	0	0	0	0	0	0	0
Rose Terrace Lodge	0	0	20	5,253	12	3,614	0	0	32	8,867
Wesley Village	0	0	0	0	0	0	0	0	0	0
JESSAMINE County Total:	0	0	20	5,253	12	3,614	0	0	32	8,867
LINCOLN										
Waynesburg Manor	0	0	12	3,878	3	1,095	0	0	15	4,973
LINCOLN County Total:	0	0	12	3,878	3	1,095	0	0	15	4,973
MADISON										
Dominion Senior Living of Richmond	0	0	0	0	0	0	0	0	0	0
Morning Pointe of Richmond	0	0	0	0	0	0	0	0	0	0
Telford Terrace	0	0	0	0	0	0	0	0	0	0
MADISON County Total:	0	0	0	0	0	0	0	0	0	0
MERCER										
The Willows at Harrodsburg	0	0	0	0	0	0	0	0	0	0
MERCER County Total:	0	0	0	0	0	0	0	0	0	0
POWELL										
Stanton Nursing and Rehabilitation	0	0	0	0	1	365	0	0	1	365
POWELL County Total:	0	0	0	0	1	365	0	0	1	365
SCOTT										
Dover Manor	0	0	0	0	0	0	0	0	0	0
The Meadows At Windsor Gardens	0	0	0	0	0	0	0	0	0	0
SCOTT County Total:	0	0	0	0	0	0	0	0	0	0
WOODFORD										
Taylor Manor Nursing Home	0	0	0	0	0	0	0	0	0	0
The Homeplace At Midway	0	0	0	0	0	0	0	0	0	0
WOODFORD County Total:	0	0	0	0	0	0	0	0	0	0
Bluegrass CMHC Total:	35	4,404	148	34,259	40	11,643	2	262	225	50,568
Communicare										
GRAYSON										
Grayson Manor	0	0	0	0	0	0	0	0	0	0
GRAYSON County Total:	0	0	0	0	0	0	0	0	0	0

*CMHC - Community Mental Health Center

*SMI - Severe Mental Illness

2018 ANNUAL KENTUCKY LONG TERM CARE UTILIZATION AND SERVICE REPORT

Table 2C - Personal Care Bed Census & Inpatient Days for Individuals With SMI

CMHC Region / County / Facility	18-34		35-64		65-84		85 & Older		Total	
	SMI Census	SMI Inpatient Days	SMI Census	SMI Inpatient Days	SMI Census	SMI Inpatient Days	SMI Census	SMI Inpatient Days	SMI Census	SMI Inpatient Days
HARDIN										
Signature Healthcare at North Hardin Rehab	0	0	0	0	0	0	0	0	0	0
HARDIN County Total:	0	0	0	0	0	0	0	0	0	0
MARION										
Loretto Motherhouse Infirmary	0	0	0	0	1	24	5	1,460	6	1,484
The Village of Lebanon II	0	0	0	0	0	0	0	0	0	0
MARION County Total:	0	0	0	0	1	24	5	1,460	6	1,484
MEADE										
Brandenburg Nursing and Rehabilitation	0	0	0	0	0	0	0	0	0	0
MEADE County Total:	0	0	0	0	0	0	0	0	0	0
NELSON										
Windsor Gardens CCRC	0	0	0	0	0	0	0	0	0	0
NELSON County Total:	0	0	0	0	0	0	0	0	0	0
WASHINGTON										
Sansbury Care Center	0	0	0	0	0	0	0	0	0	0
WASHINGTON County Total:	0	0	0	0	0	0	0	0	0	0
Communicare CMHC Total:	0	0	0	0	1	24	5	1,460	6	1,484
Cumberland River										
BELL										
Generations Center of Middlesboro	7	2,555	59	21,535	37	13,505	0	0	103	37,595
BELL County Total:	7	2,555	59	21,535	37	13,505	0	0	103	37,595
HARLAN										
The Laurels	0	0	37	13,505	29	10,585	2	730	68	24,820
HARLAN County Total:	0	0	37	13,505	29	10,585	2	730	68	24,820
KNOX										
Christian Health Center - Corbin	0	0	0	0	1	255	0	0	1	255
KNOX County Total:	0	0	0	0	1	255	0	0	1	255
Cumberland River CMHC Total:	7	2,555	96	35,040	67	24,345	2	730	172	62,670

*CMHC - Community Mental Health Center

*SMI - Severe Mental Illness

2018 ANNUAL KENTUCKY LONG TERM CARE UTILIZATION AND SERVICE REPORT

Table 2C - Personal Care Bed Census & Inpatient Days for Individuals With SMI

CMHC Region / County / Facility	18-34		35-64		65-84		85 & Older		Total	
	SMI Census	SMI Inpatient Days	SMI Census	SMI Inpatient Days	SMI Census	SMI Inpatient Days	SMI Census	SMI Inpatient Days	SMI Census	SMI Inpatient Days
Four Rivers										
CALLOWAY										
Fern Terrace of Murray	0	0	8	1,383	15	3,819	0	0	23	5,202
Gardens At Hickory Woods	0	0	0	0	0	0	0	0	0	0
CALLOWAY County Total:	0	0	8	1,383	15	3,819	0	0	23	5,202
CARLISLE										
Countryside Center	1	365	1	365	0	0	0	0	2	730
CARLISLE County Total:	1	365	1	365	0	0	0	0	2	730
GRAVES										
Fern Terrace of Mayfield	12	4,380	74	27,010	20	7,300	0	0	106	38,690
GRAVES County Total:	12	4,380	74	27,010	20	7,300	0	0	106	38,690
HICKMAN										
Clinton Hickman County Nursing Facility	0	0	0	0	0	0	0	0	0	0
Clinton Place	0	0	0	0	0	0	0	0	0	0
HICKMAN County Total:	0	0	0	0	0	0	0	0	0	0
MCCRACKEN										
Gaither Suites at West Park	0	0	0	0	0	0	0	0	0	0
MCCRACKEN County Total:	0	0	0	0	0	0	0	0	0	0
Four Rivers CMHC Total:	13	4,745	83	28,758	35	11,119	0	0	131	44,622
Kentucky River										
KNOTT										
Golden Years Rest Home	11	3,100	94	22,190	13	1,971	0	0	118	27,261
KNOTT County Total:	11	3,100	94	22,190	13	1,971	0	0	118	27,261
OWSLEY										
Owsley County Health Care Center	0	0	0	0	0	0	0	0	0	0
OWSLEY County Total:	0	0	0	0	0	0	0	0	0	0
Kentucky River CMHC Total:	11	3,100	94	22,190	13	1,971	0	0	118	27,261
LifeSkills										
ALLEN										
Cornerstone Manor	3	897	55	8,845	9	2,042	0	0	67	11,784

*CMHC - Community Mental Health Center

*SMI - Severe Mental Illness

2018 ANNUAL KENTUCKY LONG TERM CARE UTILIZATION AND SERVICE REPORT

Table 2C - Personal Care Bed Census & Inpatient Days for Individuals With SMI

CMHC Region / County / Facility	18-34		35-64		65-84		85 & Older		Total	
	SMI Census	SMI Inpatient Days	SMI Census	SMI Inpatient Days	SMI Census	SMI Inpatient Days	SMI Census	SMI Inpatient Days	SMI Census	SMI Inpatient Days
Scottsville Manor	4	627	26	6,413	7	2,131	0	0	37	9,171
ALLEN County Total:	7	1,524	81	15,258	16	4,173	0	0	104	20,955
BARREN										
NHC HealthCare, Glasgow	0	0	0	0	2	722	2	251	4	973
BARREN County Total:	0	0	0	0	2	722	2	251	4	973
EDMONSON										
Edmonson Center	0	0	0	0	0	0	0	0	0	0
EDMONSON County Total:	0	0	0	0	0	0	0	0	0	0
HART										
Hart County Manor	5	1,825	42	12,760	4	1,460	2	730	53	16,775
HART County Total:	5	1,825	42	12,760	4	1,460	2	730	53	16,775
METCALFE										
Harper's Home for the Aged	0	0	0	0	0	0	0	0	0	0
Metcalfe Health Care Center	0	0	0	0	0	0	0	0	0	0
METCALFE County Total:	0	0	0	0	0	0	0	0	0	0
SIMPSON										
Lewis Memorial Methodist Home	0	0	2	577	9	2,250	3	973	14	3,800
SIMPSON County Total:	0	0	2	577	9	2,250	3	973	14	3,800
WARREN										
Christian Health Center, Bowling Green	0	0	0	0	0	0	0	0	0	0
Fern Terrace of Bowling Green	7	2,555	124	45,260	35	12,775	0	0	166	60,590
The Haven At Massey Springs	0	0	0	0	4	1,154	7	2,181	11	3,335
WARREN County Total:	7	2,555	124	45,260	39	13,929	7	2,181	177	63,925
LifeSkills CMHC Total:	19	5,904	249	73,855	70	22,534	14	4,135	352	106,428
Mountain										
JOHNSON										
Venture Home of Paintsville	20	5,070	60	11,695	31	4,995	0	0	111	21,760
JOHNSON County Total:	20	5,070	60	11,695	31	4,995	0	0	111	21,760

*CMHC - Community Mental Health Center

*SMI - Severe Mental Illness

2018 ANNUAL KENTUCKY LONG TERM CARE UTILIZATION AND SERVICE REPORT

Table 2C - Personal Care Bed Census & Inpatient Days for Individuals With SMI

CMHC Region / County / Facility	18-34		35-64		65-84		85 & Older		Total	
	SMI Census	SMI Inpatient Days	SMI Census	SMI Inpatient Days	SMI Census	SMI Inpatient Days	SMI Census	SMI Inpatient Days	SMI Census	SMI Inpatient Days
MAGOFFIN										
Salyersville Nursing and Rehabilitation Center	0	0	0	0	0	0	0	0	0	0
MAGOFFIN County Total:	0	0	0	0	0	0	0	0	0	0
MARTIN										
Martin County Health Care Facility	0	0	0	0	0	0	0	0	0	0
MARTIN County Total:	0	0	0	0	0	0	0	0	0	0
PIKE										
Good Shepherd Community Nursing Center	0	0	0	0	1	45	0	0	1	45
PIKE County Total:	0	0	0	0	1	45	0	0	1	45
Mountain CMHC Total:	20	5,070	60	11,695	32	5,040	0	0	112	21,805
NorthKey										
BOONE										
Colonial Gardens	0	0	0	0	0	0	0	0	0	0
BOONE County Total:	0	0	0	0	0	0	0	0	0	0
CAMPBELL										
Carmel Manor	0	0	0	0	0	0	1	365	1	365
The Seasons at Alexandria	0	0	0	0	0	0	0	0	0	0
CAMPBELL County Total:	0	0	0	0	0	0	1	365	1	365
CARROLL										
Carrollton Manor	3	804	21	6,015	14	3,941	0	0	38	10,760
Valley Haven Rest Home	3	1,095	51	7,665	0	0	0	0	54	8,760
CARROLL County Total:	6	1,899	72	13,680	14	3,941	0	0	92	19,520
GRANT										
Jonesville Rest Home	8	1,819	26	6,471	4	662	0	0	38	8,952
GRANT County Total:	8	1,819	26	6,471	4	662	0	0	38	8,952
KENTON										
Brookdale Edgewood	0	0	0	0	0	0	0	0	0	0
Covington Ladies Home	0	0	0	0	0	0	0	0	0	0
Emerald Trace	0	0	0	0	0	0	0	0	0	0
Ivy Knoll	0	0	1	68	0	0	0	0	1	68

*CMHC - Community Mental Health Center

*SMI - Severe Mental Illness

2018 ANNUAL KENTUCKY LONG TERM CARE UTILIZATION AND SERVICE REPORT

Table 2C - Personal Care Bed Census & Inpatient Days for Individuals With SMI

CMHC Region / County / Facility	18-34		35-64		65-84		85 & Older		Total	
	SMI Census	SMI Inpatient Days	SMI Census	SMI Inpatient Days	SMI Census	SMI Inpatient Days	SMI Census	SMI Inpatient Days	SMI Census	SMI Inpatient Days
Madonna Manor	0	0	0	0	0	0	1	104	1	104
Regency Manor	0	0	10	2,312	7	2,488	1	365	18	5,165
Regency Manor North	0	0	5	1,480	4	1,460	0	0	9	2,940
St Charles Care Center	0	0	0	0	0	0	0	0	0	0
KENTON County Total:	0	0	16	3,860	11	3,948	2	469	29	8,277
PENDLETON										
Falmouth Nursing Home	2	730	28	8,229	2	365	0	0	32	9,324
The Front Gate	5	1,825	9	3,285	5	1,825	0	0	19	6,935
PENDLETON County Total:	7	2,555	37	11,514	7	2,190	0	0	51	16,259
NorthKey CMHC Total:	21	6,273	151	35,525	36	10,741	3	834	211	53,373
Pathways										
BOYD										
Artrips Personal Care Home	3	1,095	12	3,770	7	2,555	2	730	24	8,150
Hamilton's Personal Care Home	0	0	14	5,110	3	1,095	0	0	17	6,205
King's Daughters And Sons Home	0	0	0	0	0	0	0	0	0	0
BOYD County Total:	3	1,095	26	8,880	10	3,650	2	730	41	14,355
GREENUP										
Frasure's Personal Care Home	11	2,496	47	10,792	25	5,768	2	730	85	19,786
Morning Pointe Of Russell	0	0	0	0	0	0	0	0	0	0
Russell Convalescent Home	1	365	31	9,168	2	730	0	0	34	10,263
The Lantern At Morning Pointe Alzheimers and Memory Care	0	0	0	0	0	0	1	365	1	365
Trinity Station Retirement Community	0	0	0	0	0	0	0	0	0	0
GREENUP County Total:	12	2,861	78	19,960	27	6,498	3	1,095	120	30,414
LAWRENCE										
The Jordan Center	0	0	0	0	0	0	0	0	0	0
LAWRENCE County Total:	0	0	0	0	0	0	0	0	0	0
MENIFEE										
Edgewood Estates	0	0	0	0	0	0	0	0	0	0
MENIFEE County Total:	0	0	0	0	0	0	0	0	0	0

*CMHC - Community Mental Health Center

*SMI - Severe Mental Illness

2018 ANNUAL KENTUCKY LONG TERM CARE UTILIZATION AND SERVICE REPORT

Table 2C - Personal Care Bed Census & Inpatient Days for Individuals With SMI

CMHC Region / County / Facility	18-34		35-64		65-84		85 & Older		Total	
	SMI Census	SMI Inpatient Days	SMI Census	SMI Inpatient Days	SMI Census	SMI Inpatient Days	SMI Census	SMI Inpatient Days	SMI Census	SMI Inpatient Days
MONTGOMERY										
Regency Memory Care	0	0	0	0	0	0	0	0	0	0
MONTGOMERY County Total:	0	0	0	0	0	0	0	0	0	0
MORGAN										
West Liberty Nursing and Rehabilitation Center	0	0	0	0	0	0	0	0	0	0
MORGAN County Total:	0	0	0	0	0	0	0	0	0	0
Pathways CMHC Total:	15	3,956	104	28,840	37	10,148	5	1,825	161	44,769
Pennyroyal										
CALDWELL										
Highland Homes, Inc.	18	6,570	47	17,155	10	3,650	0	0	75	27,375
CALDWELL County Total:	18	6,570	47	17,155	10	3,650	0	0	75	27,375
CHRISTIAN										
Christian County Manor	1	365	35	11,323	13	4,554	0	0	49	16,242
Christian Health Center, Hopkinsville	0	0	0	0	1	365	1	365	2	730
Pennyrile Home	37	1,764	133	14,409	30	3,800	1	365	201	20,338
CHRISTIAN County Total:	38	2,129	168	25,732	44	8,719	2	730	252	37,310
CRITTENDEN										
Crittenden County Health and Rehabilitation Center	0	0	0	0	0	0	0	0	0	0
CRITTENDEN County Total:	0	0	0	0	0	0	0	0	0	0
HOPKINS										
The Homestead	12	3,316	46	13,267	8	2,211	0	0	66	18,794
The Oaks PCH/Madisonville	2	730	46	9,700	4	1,330	0	0	52	11,760
HOPKINS County Total:	14	4,046	92	22,967	12	3,541	0	0	118	30,554
LYON										
River's Bend Retirement Community	0	0	0	0	1	261	0	0	1	261
LYON County Total:	0	0	0	0	1	261	0	0	1	261
MUHLENBERG										
Diversicare of Greenville	0	0	1	242	0	0	0	0	1	242

*CMHC - Community Mental Health Center

*SMI - Severe Mental Illness

2018 ANNUAL KENTUCKY LONG TERM CARE UTILIZATION AND SERVICE REPORT

Table 2C - Personal Care Bed Census & Inpatient Days for Individuals With SMI

CMHC Region / County / Facility	18-34		35-64		65-84		85 & Older		Total	
	SMI Census	SMI Inpatient Days	SMI Census	SMI Inpatient Days	SMI Census	SMI Inpatient Days	SMI Census	SMI Inpatient Days	SMI Census	SMI Inpatient Days
Sparks Nursing Center	0	0	7	2,398	1	365	0	0	8	2,763
MUHLENBERG County Total:	0	0	8	2,640	1	365	0	0	9	3,005
TRIGG										
Better Senior Living	1	365	22	6,976	28	8,632	2	730	53	16,703
TRIGG County Total:	1	365	22	6,976	28	8,632	2	730	53	16,703
Pennyroyal CMHC Total:	71	13,110	337	75,470	96	25,168	4	1,460	508	115,208
River Valley										
DAVIESS										
Bishop Soenneker Home	1	202	15	5,120	28	8,354	7	1,994	51	15,670
Carmel Home	0	0	0	0	0	0	0	0	0	0
Davco Rest Home	11	1,628	98	26,634	19	6,148	0	0	128	34,410
Fern Terrace of Owensboro	0	0	34	6,718	35	9,457	0	0	69	16,175
Owensboro Center	0	0	6	2,190	11	4,015	0	0	17	6,205
Rosedale Rest Home	14	1,980	34	2,727	5	238	0	0	53	4,945
DAVIESS County Total:	26	3,810	187	43,389	98	28,212	7	1,994	318	77,405
HANCOCK										
The Oaks PCH/Lewisport	11	3,453	52	15,422	6	1,727	0	0	69	20,602
HANCOCK County Total:	11	3,453	52	15,422	6	1,727	0	0	69	20,602
HENDERSON										
Henderson Manor	1	25	12	4,380	9	3,035	0	0	22	7,440
HENDERSON County Total:	1	25	12	4,380	9	3,035	0	0	22	7,440
MCLEAN										
Sunny Acres	0	0	19	6,380	5	1,212	0	0	24	7,592
MCLEAN County Total:	0	0	19	6,380	5	1,212	0	0	24	7,592
OHIO										
Beaver Dam Nursing and Rehab	0	0	3	1,095	0	0	0	0	3	1,095
OHIO County Total:	0	0	3	1,095	0	0	0	0	3	1,095
UNION										
Breckinridge Place	0	0	0	0	0	0	0	0	0	0
UNION County Total:	0	0	0	0	0	0	0	0	0	0
River Valley CMHC Total:	38	7,288	273	70,666	118	34,186	7	1,994	436	114,134

*CMHC - Community Mental Health Center

*SMI - Severe Mental Illness

2018 ANNUAL KENTUCKY LONG TERM CARE UTILIZATION AND SERVICE REPORT

Table 2C - Personal Care Bed Census & Inpatient Days for Individuals With SMI

CMHC Region / County / Facility	18-34		35-64		65-84		85 & Older		Total	
	SMI Census	SMI Inpatient Days	SMI Census	SMI Inpatient Days	SMI Census	SMI Inpatient Days	SMI Census	SMI Inpatient Days	SMI Census	SMI Inpatient Days
Seven Counties										
BULLITT										
Colonial House of Shepherdsville	1	365	50	15,330	15	5,475	0	0	66	21,170
BULLITT County Total:	1	365	50	15,330	15	5,475	0	0	66	21,170
JEFFERSON										
Atria Blankenbaker	0	0	0	0	0	0	0	0	0	0
Barton House of Louisville #1	0	0	0	0	0	0	0	0	0	0
Belmont Village	0	0	0	0	0	0	0	0	0	0
Brookdale Stonestreet	0	0	0	0	0	0	0	0	0	0
Eastern Star Home in KY	0	0	0	0	0	0	0	0	0	0
Episcopal Church Home	0	0	0	0	0	0	0	0	0	0
Exceptional Senior Living - Prospect	0	0	0	0	0	0	0	0	0	0
Forest Hills Commons	0	0	0	0	0	0	0	0	0	0
Forest Springs Health Campus	0	0	0	0	0	0	0	0	0	0
Hallmark House Louisville II	0	0	0	0	0	0	0	0	0	0
Heartsong Memory Care	0	0	0	0	3	458	0	0	3	458
Little Sisters of the Poor - St. Joseph's Home	0	0	0	0	0	0	2	458	2	458
Louisville Protestant Altenheim	0	0	1	365	1	365	0	0	2	730
Masonic Home of Louisville	0	0	0	0	7	1,940	4	898	11	2,838
Morning Pointe Of Louisville At South Hurstbourne	0	0	0	0	0	0	0	0	0	0
Nazareth Home	0	0	0	0	5	1,076	10	1,894	15	2,970
Nazareth Home Clifton	0	0	0	0	2	730	0	0	2	730
Park Louisville	0	0	0	0	0	0	1	317	1	317
Parr's at Springhurst	0	0	0	0	9	3,285	32	11,680	41	14,965
Rose Anna Hughes Home/Westminster	0	0	1	4	4	1,252	5	788	10	2,044
Stonecrest of Louisville	0	0	0	0	0	0	0	0	0	0
Sunrise of Louisville	0	0	0	0	2	730	0	0	2	730
Symphony at Oaklawn	0	0	0	0	0	0	0	0	0	0
Symphony at Valley Farms	0	0	0	0	0	0	0	0	0	0

*CMHC - Community Mental Health Center

*SMI - Severe Mental Illness

2018 ANNUAL KENTUCKY LONG TERM CARE UTILIZATION AND SERVICE REPORT

Table 2C - Personal Care Bed Census & Inpatient Days for Individuals With SMI

CMHC Region / County / Facility	18-34		35-64		65-84		85 & Older		Total	
	SMI Census	SMI Inpatient Days	SMI Census	SMI Inpatient Days	SMI Census	SMI Inpatient Days	SMI Census	SMI Inpatient Days	SMI Census	SMI Inpatient Days
The Forum at Brookside	0	0	0	0	0	0	0	0	0	0
The Lantern At Morning Pointe (Louisville)	0	0	0	0	0	0	0	0	0	0
Thrive At Beckley Creek	0	0	0	0	0	0	0	0	0	0
Treyton Oaks Towers	0	0	0	0	1	365	2	730	3	1,095
Wesley Manor	0	0	0	0	0	0	0	0	0	0
Westport Place Health Campus	0	0	0	0	0	0	0	0	0	0
JEFFERSON County Total:	0	0	2	369	34	10,201	56	16,765	92	27,335
SHELBY										
Colonial Hall Manor	3	419	41	12,230	23	6,640	0	0	67	19,289
Masonic Home of Shelbyville	0	0	0	0	0	0	0	0	0	0
SHELBY County Total:	3	419	41	12,230	23	6,640	0	0	67	19,289
Seven Counties CMHC Total:	4	784	93	27,929	72	22,316	56	16,765	225	67,794
State Total	265	58,926	1,806	472,936	674	197,429	100	29,559	2,845	758,850

*CMHC - Community Mental Health Center

*SMI - Severe Mental Illness

2018 ANNUAL KENTUCKY LONG TERM CARE UTILIZATION AND SERVICE REPORT

Table 2CC - Personal Care Bed Census & Inpatient Days

Residents With SMI Receiving State Supplementation

CMHC Region / County / Facility	18-34		35-64		65-84		85 & Older		Total	
	SMI State Supp Census	SMI State Supp Inpatient Days	SMI State Supp Census	SMI State Supp Inpatient Days	SMI State Supp Census	SMI State Supp Inpatient Days	SMI State Supp Census	SMI State Supp Inpatient Days	SMI & State Supp Census	SMI & State Supp Inpatient Days
Adanta										
MCCREARY										
Cumberland Manor Rest Home	0	0	33	7,756	23	8,055	0	0	56	15,811
MCCREARY County Total:	0	0	33	7,756	23	8,055	0	0	56	15,811
PULASKI										
Crestview Personal Care	1	115	9	2,937	14	4,873	1	49	25	7,974
Somervew Personal Care Home	4	914	32	8,306	7	1,253	0	0	43	10,473
PULASKI County Total:	5	1,029	41	11,243	21	6,126	1	49	68	18,447
TAYLOR										
Bluegrass Way	0	0	0	0	0	0	0	0	0	0
TAYLOR County Total:	0	0	0	0	0	0	0	0	0	0
WAYNE										
Dishman Personal Care Home	6	708	37	7,744	10	3,237	1	45	54	11,734
Hicks' Golden Years Nursing Home	0	0	0	0	0	0	0	0	0	0
WAYNE County Total:	6	708	37	7,744	10	3,237	1	45	54	11,734
Adanta CMHC Total:	11	1,737	111	26,743	54	17,418	2	94	178	45,992
Bluegrass										
ANDERSON										
Signature Healthcare at Heritage Hall Rehab	0	0	0	0	0	0	0	0	0	0
ANDERSON County Total:	0	0	0	0	0	0	0	0	0	0
BOURBON										
Bourbon Heights	0	0	0	0	0	0	0	0	0	0
BOURBON County Total:	0	0	0	0	0	0	0	0	0	0
BOYLE										
McDowell Place of Danville	0	0	0	0	0	0	0	0	0	0
Morning Pointe of Danville	0	0	0	0	0	0	0	0	0	0
BOYLE County Total:	0	0	0	0	0	0	0	0	0	0
ESTILL										
Irvine Nursing and Rehabilitation	0	0	0	0	0	0	0	0	0	0
ESTILL County Total:	0	0	0	0	0	0	0	0	0	0

*CMHC - Community Mental Health Center

*SMI - Severe Mental Illness

*State Supp - Supplementation for needy persons who are aged, blind or have a disability (KRS 205.245)

2018 ANNUAL KENTUCKY LONG TERM CARE UTILIZATION AND SERVICE REPORT

Table 2CC - Personal Care Bed Census & Inpatient Days

Residents With SMI Receiving State Supplementation

CMHC Region / County / Facility	18-34		35-64		65-84		85 & Older		Total	
	SMI State Supp Census	SMI State Supp Inpatient Days	SMI State Supp Census	SMI State Supp Inpatient Days	SMI State Supp Census	SMI State Supp Inpatient Days	SMI State Supp Census	SMI State Supp Inpatient Days	SMI & State Supp Census	SMI & State Supp Inpatient Days
FAYETTE										
Brookdale Richmond Place	0	0	0	0	0	0	0	0	0	0
Central Ky Recovery Center Unit 1	11	1,009	15	2,008	0	0	0	0	26	3,017
Central KY Recovery Center Unit 2	13	1,037	25	2,910	1	21	0	0	39	3,968
Lantern at Morning Pointe Alz and Memory Care	0	0	0	0	0	0	0	0	0	0
Legacy Reserve at Fritz Farm	0	0	0	0	0	0	0	0	0	0
Lexington Country Place	0	0	0	0	0	0	0	0	0	0
Mayfair Village Retirement Center	0	0	0	0	0	0	0	0	0	0
Morning Pointe of Lexington	0	0	0	0	0	0	0	0	0	0
Morning Pointe of Lexington East	0	0	0	0	0	0	0	0	0	0
Provision Living At Beaumont Centre	0	0	0	0	0	0	0	0	0	0
Signature Healthcare At Tanbark Rehab	0	0	0	0	0	0	0	0	0	0
The Breckinridge	0	0	0	0	0	0	0	0	0	0
The Legacy At The Willows	0	0	0	0	0	0	0	0	0	0
The Willows At Fritz Farm	0	0	0	0	0	0	0	0	0	0
The Willows at Hamburg	0	0	0	0	0	0	0	0	0	0
Willows at Citation	0	0	0	0	0	0	0	0	0	0
FAYETTE County Total:	24	2,046	40	4,918	1	21	0	0	65	6,985
FRANKLIN										
Dominion Senior Living of Frankfort	0	0	0	0	0	0	0	0	0	0
Morning Pointe of Frankfort	0	0	0	0	0	0	0	0	0	0
The Lantern at Morning Pointe of Frankfort	0	0	0	0	0	0	0	0	0	0
FRANKLIN County Total:	0	0	0	0	0	0	0	0	0	0
HARRISON										
Cedar Ridge Health Campus	0	0	0	0	0	0	0	0	0	0
Parkside Manor	0	0	20	5,030	8	1,718	1	210	29	6,958
Shady Lawn Home	5	1,825	38	12,920	11	3,584	0	0	54	18,329
HARRISON County Total:	5	1,825	58	17,950	19	5,302	1	210	83	25,287

*CMHC - Community Mental Health Center

*SMI - Severe Mental Illness

*State Supp - Supplementation for needy persons who are aged, blind or have a disability (KRS 205.245)

2018 ANNUAL KENTUCKY LONG TERM CARE UTILIZATION AND SERVICE REPORT

Table 2CC - Personal Care Bed Census & Inpatient Days

Residents With SMI Receiving State Supplementation

CMHC Region / County / Facility	18-34		35-64		65-84		85 & Older		Total	
	SMI State Supp Census	SMI State Supp Inpatient Days	SMI State Supp Census	SMI State Supp Inpatient Days	SMI State Supp Census	SMI State Supp Inpatient Days	SMI State Supp Census	SMI State Supp Inpatient Days	SMI & State Supp Census	SMI & State Supp Inpatient Days
JESSAMINE										
Bridgepointe At Ashgrove Woods	0	0	0	0	0	0	0	0	0	0
Rose Terrace Lodge	0	0	19	5,253	11	2,884	0	0	30	8,137
Wesley Village	0	0	0	0	0	0	0	0	0	0
JESSAMINE County Total:	0	0	19	5,253	11	2,884	0	0	30	8,137
LINCOLN										
Waynesburg Manor	0	0	12	3,755	3	1,095	0	0	15	4,850
LINCOLN County Total:	0	0	12	3,755	3	1,095	0	0	15	4,850
MADISON										
Dominion Senior Living of Richmond	0	0	0	0	0	0	0	0	0	0
Morning Pointe of Richmond	0	0	0	0	0	0	0	0	0	0
Telford Terrace	0	0	0	0	0	0	0	0	0	0
MADISON County Total:	0	0	0	0	0	0	0	0	0	0
MERCER										
The Willows at Harrodsburg	0	0	0	0	0	0	0	0	0	0
MERCER County Total:	0	0	0	0	0	0	0	0	0	0
POWELL										
Stanton Nursing and Rehabilitation Center	0	0	0	0	1	365	0	0	1	365
POWELL County Total:	0	0	0	0	1	365	0	0	1	365
SCOTT										
Dover Manor	0	0	0	0	0	0	0	0	0	0
The Meadows At Windsor Gardens	0	0	0	0	0	0	0	0	0	0
SCOTT County Total:	0	0	0	0	0	0	0	0	0	0
WOODFORD										
Taylor Manor Nursing Home	0	0	0	0	0	0	0	0	0	0
The Homeplace At Midway	0	0	0	0	0	0	0	0	0	0
WOODFORD County Total:	0	0	0	0	0	0	0	0	0	0
Bluegrass CMHC Total:	29	3,871	129	31,876	35	9,667	1	210	194	45,624

*CMHC - Community Mental Health Center

*SMI - Severe Mental Illness

*State Supp - Supplementation for needy persons who are aged, blind or have a disability (KRS 205.245)

2018 ANNUAL KENTUCKY LONG TERM CARE UTILIZATION AND SERVICE REPORT

Table 2CC - Personal Care Bed Census & Inpatient Days

Residents With SMI Receiving State Supplementation

CMHC Region / County / Facility	18-34		35-64		65-84		85 & Older		Total	
	SMI State Supp Census	SMI State Supp Inpatient Days	SMI State Supp Census	SMI State Supp Inpatient Days	SMI State Supp Census	SMI State Supp Inpatient Days	SMI State Supp Census	SMI State Supp Inpatient Days	SMI & State Supp Census	SMI & State Supp Inpatient Days
Communicare										
GRAYSON										
Grayson Manor	0	0	0	0	0	0	0	0	0	0
GRAYSON County Total:	0	0	0	0	0	0	0	0	0	0
HARDIN										
Signature Healthcare at North Hardin Rehab	0	0	0	0	0	0	0	0	0	0
HARDIN County Total:	0	0	0	0	0	0	0	0	0	0
MARION										
Loretto Motherhouse Infirmary	0	0	0	0	0	0	3	1,095	3	1,095
The Village of Lebanon II	0	0	0	0	0	0	0	0	0	0
MARION County Total:	0	0	0	0	0	0	3	1,095	3	1,095
MEADE										
Brandenburg Nursing and Rehabilitation	0	0	0	0	0	0	0	0	0	0
MEADE County Total:	0	0	0	0	0	0	0	0	0	0
NELSON										
Windsor Gardens CCRC	0	0	0	0	0	0	0	0	0	0
NELSON County Total:	0	0	0	0	0	0	0	0	0	0
WASHINGTON										
Sansbury Care Center	0	0	0	0	0	0	0	0	0	0
WASHINGTON County Total:	0	0	0	0	0	0	0	0	0	0
Communicare CMHC Total:	0	0	0	0	0	0	3	1,095	3	1,095
Cumberland River										
BELL										
Generations Center of Middlesboro	7	2,555	57	20,805	37	13,505	0	0	101	36,865
BELL County Total:	7	2,555	57	20,805	37	13,505	0	0	101	36,865
HARLAN										
The Laurels	0	0	37	13,505	29	10,585	0	0	66	24,090
HARLAN County Total:	0	0	37	13,505	29	10,585	0	0	66	24,090

*CMHC - Community Mental Health Center

*SMI - Severe Mental Illness

*State Supp - Supplementation for needy persons who are aged, blind or have a disability (KRS 205.245)

2018 ANNUAL KENTUCKY LONG TERM CARE UTILIZATION AND SERVICE REPORT

Table 2CC - Personal Care Bed Census & Inpatient Days

Residents With SMI Receiving State Supplementation

CMHC Region / County / Facility	18-34		35-64		65-84		85 & Older		Total	
	SMI State Supp Census	SMI State Supp Inpatient Days	SMI State Supp Census	SMI State Supp Inpatient Days	SMI State Supp Census	SMI State Supp Inpatient Days	SMI State Supp Census	SMI State Supp Inpatient Days	SMI & State Supp Census	SMI & State Supp Inpatient Days
KNOX										
Christian Health Center - Corbin	0	0	0	0	1	255	0	0	1	255
KNOX County Total:	0	0	0	0	1	255	0	0	1	255
Cumberland River CMHC Total:	7	2,555	94	34,310	67	24,345	0	0	168	61,210
Four Rivers										
CALLOWAY										
Fern Terrace of Murray	0	0	5	827	9	2,365	0	0	14	3,192
Gardens At Hickory Woods	0	0	0	0	0	0	0	0	0	0
CALLOWAY County Total:	0	0	5	827	9	2,365	0	0	14	3,192
CARLISLE										
Countryside Center	1	365	1	365	0	0	0	0	2	730
CARLISLE County Total:	1	365	1	365	0	0	0	0	2	730
GRAVES										
Fern Terrace of Mayfield	10	3,650	71	25,915	17	6,205	0	0	98	35,770
GRAVES County Total:	10	3,650	71	25,915	17	6,205	0	0	98	35,770
HICKMAN										
Clinton Hickman County Nursing Facility	0	0	0	0	0	0	0	0	0	0
Clinton Place	0	0	0	0	0	0	0	0	0	0
HICKMAN County Total:	0	0	0	0	0	0	0	0	0	0
MCCRACKEN										
Gaither Suites at West Park	0	0	0	0	0	0	0	0	0	0
MCCRACKEN County Total:	0	0	0	0	0	0	0	0	0	0
Four Rivers CMHC Total:	11	4,015	77	27,107	26	8,570	0	0	114	39,692
Kentucky River										
KNOTT										
Golden Years Rest Home	7	1,456	44	14,000	10	2,750	0	0	61	18,206
KNOTT County Total:	7	1,456	44	14,000	10	2,750	0	0	61	18,206

*CMHC - Community Mental Health Center

*SMI - Severe Mental Illness

*State Supp - Supplementation for needy persons who are aged, blind or have a disability (KRS 205.245)

2018 ANNUAL KENTUCKY LONG TERM CARE UTILIZATION AND SERVICE REPORT

Table 2CC - Personal Care Bed Census & Inpatient Days

Residents With SMI Receiving State Supplementation

CMHC Region / County / Facility	18-34		35-64		65-84		85 & Older		Total	
	SMI State Supp Census	SMI State Supp Inpatient Days	SMI State Supp Census	SMI State Supp Inpatient Days	SMI State Supp Census	SMI State Supp Inpatient Days	SMI State Supp Census	SMI State Supp Inpatient Days	SMI & State Supp Census	SMI & State Supp Inpatient Days
OWSLEY										
Owsley County Health Care Center	0	0	0	0	0	0	0	0	0	0
OWSLEY County Total:	0	0	0	0	0	0	0	0	0	0
Kentucky River CMHC Total:	7	1,456	44	14,000	10	2,750	0	0	61	18,206
LifeSkills										
ALLEN										
Cornerstone Manor	3	897	54	8,480	9	2,042	0	0	66	11,419
Scottsville Manor	4	627	25	6,787	4	1,036	0	0	33	8,450
ALLEN County Total:	7	1,524	79	15,267	13	3,078	0	0	99	19,869
BARREN										
NHC HealthCare, Glasgow	0	0	0	0	0	0	0	0	0	0
BARREN County Total:	0	0	0	0	0	0	0	0	0	0
EDMONSON										
Edmonson Center	0	0	0	0	0	0	0	0	0	0
EDMONSON County Total:	0	0	0	0	0	0	0	0	0	0
HART										
Hart County Manor	5	1,825	34	10,521	4	1,460	2	730	45	14,536
HART County Total:	5	1,825	34	10,521	4	1,460	2	730	45	14,536
METCALFE										
Harper's Home for the Aged	0	0	0	0	0	0	0	0	0	0
Metcalfe Health Care Center	0	0	0	0	0	0	0	0	0	0
METCALFE County Total:	0	0	0	0	0	0	0	0	0	0
SIMPSON										
Lewis Memorial Methodist Home	0	0	0	0	2	533	1	243	3	776
SIMPSON County Total:	0	0	0	0	2	533	1	243	3	776
WARREN										
Christian Health Center, Bowling Green	0	0	0	0	0	0	0	0	0	0
Fern Terrace of Bowling Green	7	2,555	107	39,055	27	9,855	0	0	141	51,465

*CMHC - Community Mental Health Center

*SMI - Severe Mental Illness

*State Supp - Supplementation for needy persons who are aged, blind or have a disability (KRS 205.245)

2018 ANNUAL KENTUCKY LONG TERM CARE UTILIZATION AND SERVICE REPORT

Table 2CC - Personal Care Bed Census & Inpatient Days

Residents With SMI Receiving State Supplementation

CMHC Region / County / Facility	18-34		35-64		65-84		85 & Older		Total	
	SMI State Supp Census	SMI State Supp Inpatient Days	SMI State Supp Census	SMI State Supp Inpatient Days	SMI State Supp Census	SMI State Supp Inpatient Days	SMI State Supp Census	SMI State Supp Inpatient Days	SMI & State Supp Census	SMI & State Supp Inpatient Days
The Haven At Massey Springs	0	0	0	0	0	0	0	0	0	0
WARREN County Total:	7	2,555	107	39,055	27	9,855	0	0	141	51,465
LifeSkills CMHC Total:	19	5,904	220	64,843	46	14,926	3	973	288	86,646
Mountain										
JOHNSON										
Venture Home of Paintsville	20	5,070	60	10,965	31	4,995	0	0	111	21,030
JOHNSON County Total:	20	5,070	60	10,965	31	4,995	0	0	111	21,030
MAGOFFIN										
Salyersville Nursing and Rehabilitation Center	0	0	0	0	0	0	0	0	0	0
MAGOFFIN County Total:	0	0	0	0	0	0	0	0	0	0
MARTIN										
Martin County Health Care Facility	0	0	0	0	0	0	0	0	0	0
MARTIN County Total:	0	0	0	0	0	0	0	0	0	0
PIKE										
Good Shepherd Community Nursing Center	0	0	0	0	0	0	0	0	0	0
PIKE County Total:	0	0	0	0	0	0	0	0	0	0
Mountain CMHC Total:	20	5,070	60	10,965	31	4,995	0	0	111	21,030
NorthKey										
BOONE										
Colonial Gardens	0	0	0	0	0	0	0	0	0	0
BOONE County Total:	0	0	0	0	0	0	0	0	0	0
CAMPBELL										
Carmel Manor	0	0	0	0	0	0	0	0	0	0
The Seasons at Alexandria	0	0	0	0	0	0	0	0	0	0
CAMPBELL County Total:	0	0	0	0	0	0	0	0	0	0
CARROLL										
Carrollton Manor	3	804	20	5,650	11	3,329	0	0	34	9,783
Valley Haven Rest Home	3	1,095	50	7,625	0	0	0	0	53	8,720
CARROLL County Total:	6	1,899	70	13,275	11	3,329	0	0	87	18,503

*CMHC - Community Mental Health Center

*SMI - Severe Mental Illness

*State Supp - Supplementation for needy persons who are aged, blind or have a disability (KRS 205.245)

2018 ANNUAL KENTUCKY LONG TERM CARE UTILIZATION AND SERVICE REPORT

Table 2CC - Personal Care Bed Census & Inpatient Days

Residents With SMI Receiving State Supplementation

CMHC Region / County / Facility	18-34		35-64		65-84		85 & Older		Total	
	SMI State Supp Census	SMI State Supp Inpatient Days	SMI State Supp Census	SMI State Supp Inpatient Days	SMI State Supp Census	SMI State Supp Inpatient Days	SMI State Supp Census	SMI State Supp Inpatient Days	SMI & State Supp Census	SMI & State Supp Inpatient Days
GRANT										
Jonesville Rest Home	8	1,819	22	5,376	3	444	0	0	33	7,639
GRANT County Total:	8	1,819	22	5,376	3	444	0	0	33	7,639
KENTON										
Brookdale Edgewood	0	0	0	0	0	0	0	0	0	0
Covington Ladies Home	0	0	0	0	0	0	0	0	0	0
Emerald Trace	0	0	0	0	0	0	0	0	0	0
Ivy Knoll	0	0	0	0	0	0	0	0	0	0
Madonna Manor	0	0	0	0	0	0	0	0	0	0
Regency Manor	0	0	8	1,582	4	1,393	1	365	13	3,340
Regency Manor North	0	0	4	1,115	2	730	0	0	6	1,845
St Charles Care Center	0	0	0	0	0	0	0	0	0	0
KENTON County Total:	0	0	12	2,697	6	2,123	1	365	19	5,185
PENDLETON										
Falmouth Nursing Home	2	730	28	8,229	2	365	0	0	32	9,324
The Front Gate	5	1,825	9	3,285	5	1,825	0	0	19	6,935
PENDLETON County Total:	7	2,555	37	11,514	7	2,190	0	0	51	16,259
NorthKey CMHC Total:	21	6,273	141	32,862	27	8,086	1	365	190	47,586
Pathways										
BOYD										
Artrips Personal Care Home	3	1,095	11	3,405	6	2,190	1	365	21	7,055
Hamilton's Personal Care Home	0	0	9	3,224	2	730	0	0	11	3,954
King's Daughters And Sons Home	0	0	0	0	0	0	0	0	0	0
BOYD County Total:	3	1,095	20	6,629	8	2,920	1	365	32	11,009
GREENUP										
Frasure's Personal Care Home	11	2,496	46	10,634	24	5,551	2	730	83	19,411
Morning Pointe Of Russell	0	0	0	0	0	0	0	0	0	0
Russell Convalescent Home	1	365	30	8,803	2	730	0	0	33	9,898
The Lantern At Morning Pointe	0	0	0	0	0	0	0	0	0	0
Alzheimers and Memory Care										

*CMHC - Community Mental Health Center

*SMI - Severe Mental Illness

*State Supp - Supplementation for needy persons who are aged, blind or have a disability (KRS 205.245)

2018 ANNUAL KENTUCKY LONG TERM CARE UTILIZATION AND SERVICE REPORT

Table 2CC - Personal Care Bed Census & Inpatient Days

Residents With SMI Receiving State Supplementation

CMHC Region / County / Facility	18-34		35-64		65-84		85 & Older		Total	
	SMI State Supp Census	SMI State Supp Inpatient Days	SMI State Supp Census	SMI State Supp Inpatient Days	SMI State Supp Census	SMI State Supp Inpatient Days	SMI State Supp Census	SMI State Supp Inpatient Days	SMI & State Supp Census	SMI & State Supp Inpatient Days
Trinity Station Retirement Community	0	0	0	0	0	0	0	0	0	0
GREENUP County Total:	12	2,861	76	19,437	26	6,281	2	730	116	29,309
LAWRENCE										
The Jordan Center	0	0	0	0	0	0	0	0	0	0
LAWRENCE County Total:	0	0	0	0	0	0	0	0	0	0
MENIFEE										
Edgewood Estates	0	0	0	0	0	0	0	0	0	0
MENIFEE County Total:	0	0	0	0	0	0	0	0	0	0
MONTGOMERY										
Regency Memory Care	0	0	0	0	0	0	0	0	0	0
MONTGOMERY County Total:	0	0	0	0	0	0	0	0	0	0
MORGAN										
West Liberty Nursing and Rehabilitation Center	0	0	0	0	0	0	0	0	0	0
MORGAN County Total:	0	0	0	0	0	0	0	0	0	0
Pathways CMHC Total:	15	3,956	96	26,066	34	9,201	3	1,095	148	40,318
Pennyroyal										
CALDWELL										
Highland Homes, Inc.	18	6,570	43	15,695	7	2,555	0	0	68	24,820
CALDWELL County Total:	18	6,570	43	15,695	7	2,555	0	0	68	24,820
CHRISTIAN										
Christian County Manor	1	365	35	10,108	11	3,852	0	0	47	14,325
Christian Health Center, Hopkinsville	0	0	0	0	0	0	0	0	0	0
Pennyryle Home	5	1,218	45	12,506	28	4,116	1	365	79	18,205
CHRISTIAN County Total:	6	1,583	80	22,614	39	7,968	1	365	126	32,530
CRITTENDEN										
Crittenden County Health and Rehabilitation Center	0	0	0	0	0	0	0	0	0	0
CRITTENDEN County Total:	0	0	0	0	0	0	0	0	0	0
HOPKINS										
The Homestead	12	2,770	44	12,939	8	2,141	0	0	64	17,850

*CMHC - Community Mental Health Center

*SMI - Severe Mental Illness

*State Supp - Supplementation for needy persons who are aged, blind or have a disability (KRS 205.245)

2018 ANNUAL KENTUCKY LONG TERM CARE UTILIZATION AND SERVICE REPORT

Table 2CC - Personal Care Bed Census & Inpatient Days

Residents With SMI Receiving State Supplementation

CMHC Region / County / Facility	18-34		35-64		65-84		85 & Older		Total	
	SMI State Supp Census	SMI State Supp Inpatient Days	SMI State Supp Census	SMI State Supp Inpatient Days	SMI State Supp Census	SMI State Supp Inpatient Days	SMI State Supp Census	SMI State Supp Inpatient Days	SMI & State Supp Census	SMI & State Supp Inpatient Days
The Oaks PCH/Madisonville	2	730	45	9,335	3	965	0	0	50	11,030
HOPKINS County Total:	14	3,500	89	22,274	11	3,106	0	0	114	28,880
LYON										
River's Bend Retirement Community	0	0	0	0	1	261	0	0	1	261
LYON County Total:	0	0	0	0	1	261	0	0	1	261
MUHLENBERG										
Diversicare of Greenville	0	0	0	0	0	0	0	0	0	0
Sparks Nursing Center	0	0	7	2,398	1	365	0	0	8	2,763
MUHLENBERG County Total:	0	0	7	2,398	1	365	0	0	8	2,763
TRIGG										
Better Senior Living	1	365	15	4,657	14	3,785	0	0	30	8,807
TRIGG County Total:	1	365	15	4,657	14	3,785	0	0	30	8,807
Pennyroyal CMHC Total:	39	12,018	234	67,638	73	18,040	1	365	347	98,061
River Valley										
DAVIESS										
Bishop Soenneker Home	0	0	12	4,025	16	4,763	1	365	29	9,153
Carmel Home	0	0	0	0	0	0	0	0	0	0
Davco Rest Home	10	1,628	93	24,527	19	6,148	0	0	122	32,303
Fern Terrace of Owensboro	0	0	26	6,013	29	8,362	0	0	55	14,375
Owensboro Center	0	0	7	2,555	6	2,190	1	365	14	5,110
Rosedale Rest Home	14	1,980	34	2,727	5	238	0	0	53	4,945
DAVIESS County Total:	24	3,608	172	39,847	75	21,701	2	730	273	65,886
HANCOCK										
The Oaks PCH/Lewisport	11	3,453	52	15,422	5	1,362	0	0	68	20,237
HANCOCK County Total:	11	3,453	52	15,422	5	1,362	0	0	68	20,237
HENDERSON										
Henderson Manor	1	25	11	2,920	8	2,670	0	0	20	5,615
HENDERSON County Total:	1	25	11	2,920	8	2,670	0	0	20	5,615

*CMHC - Community Mental Health Center

*SMI - Severe Mental Illness

*State Supp - Supplementation for needy persons who are aged, blind or have a disability (KRS 205.245)

2018 ANNUAL KENTUCKY LONG TERM CARE UTILIZATION AND SERVICE REPORT

Table 2CC - Personal Care Bed Census & Inpatient Days

Residents With SMI Receiving State Supplementation

CMHC Region / County / Facility	18-34		35-64		65-84		85 & Older		Total	
	SMI State Supp Census	SMI State Supp Inpatient Days	SMI State Supp Census	SMI State Supp Inpatient Days	SMI State Supp Census	SMI State Supp Inpatient Days	SMI State Supp Census	SMI State Supp Inpatient Days	SMI & State Supp Census	SMI & State Supp Inpatient Days
MCLEAN										
Sunny Acres	0	0	17	5,285	4	1,212	0	0	21	6,497
MCLEAN County Total:	0	0	17	5,285	4	1,212	0	0	21	6,497
OHIO										
Beaver Dam Nursing and Rehab Center	0	0	3	1,095	0	0	0	0	3	1,095
OHIO County Total:	0	0	3	1,095	0	0	0	0	3	1,095
UNION										
Breckinridge Place	0	0	0	0	0	0	0	0	0	0
UNION County Total:	0	0	0	0	0	0	0	0	0	0
River Valley CMHC Total:	36	7,086	255	64,569	92	26,945	2	730	385	99,330
Seven Counties										
BULLITT										
Colonial House of Shepherdsville	0	0	38	13,870	10	3,650	0	0	48	17,520
BULLITT County Total:	0	0	38	13,870	10	3,650	0	0	48	17,520
JEFFERSON										
Atria Blankenbaker	0	0	0	0	0	0	0	0	0	0
Barton House of Louisville #1	0	0	0	0	0	0	0	0	0	0
Belmont Village	0	0	0	0	0	0	0	0	0	0
Brookdale Stonestreet	0	0	0	0	0	0	0	0	0	0
Eastern Star Home in KY	0	0	0	0	0	0	0	0	0	0
Episcopal Church Home	0	0	0	0	0	0	0	0	0	0
Exceptional Senior Living - Prospect	0	0	0	0	0	0	0	0	0	0
Forest Hills Commons	0	0	0	0	0	0	0	0	0	0
Forest Springs Health Campus	0	0	0	0	0	0	0	0	0	0
Hallmark House Louisville II	0	0	0	0	0	0	0	0	0	0
Heartsong Memory Care	0	0	0	0	0	0	0	0	0	0
Little Sisters of the Poor - St. Joseph's Home	0	0	0	0	1	365	0	0	1	365
Louisville Protestant Altenheim	0	0	0	0	0	0	0	0	0	0
Masonic Home of Louisville	0	0	0	0	4	1,460	0	0	4	1,460

*CMHC - Community Mental Health Center

*SMI - Severe Mental Illness

*State Supp - Supplementation for needy persons who are aged, blind or have a disability (KRS 205.245)

2018 ANNUAL KENTUCKY LONG TERM CARE UTILIZATION AND SERVICE REPORT

Table 2CC - Personal Care Bed Census & Inpatient Days

Residents With SMI Receiving State Supplementation

CMHC Region / County / Facility	18-34		35-64		65-84		85 & Older		Total	
	SMI State Supp Census	SMI State Supp Inpatient Days	SMI State Supp Census	SMI State Supp Inpatient Days	SMI State Supp Census	SMI State Supp Inpatient Days	SMI State Supp Census	SMI State Supp Inpatient Days	SMI & State Supp Census	SMI & State Supp Inpatient Days
Morning Pointe Of Louisville At South Hurstbourne	0	0	0	0	0	0	0	0	0	0
Nazareth Home	0	0	0	0	0	0	1	324	1	324
Nazareth Home Clifton	0	0	0	0	1	365	0	0	1	365
Park Louisville	0	0	0	0	0	0	0	0	0	0
Parr's at Springhurst	0	0	0	0	2	730	3	1,095	5	1,825
Rose Anna Hughes Home/Westminster	0	0	0	0	0	0	1	365	1	365
Stonecrest of Louisville	0	0	0	0	0	0	0	0	0	0
Sunrise of Louisville	0	0	0	0	0	0	0	0	0	0
Symphony at Oaklawn	0	0	0	0	0	0	0	0	0	0
Symphony at Valley Farms	0	0	0	0	0	0	0	0	0	0
The Forum at Brookside	0	0	0	0	0	0	0	0	0	0
The Lantern At Morning Pointe (Louisville)	0	0	0	0	0	0	0	0	0	0
Thrive At Beckley Creek	0	0	0	0	0	0	0	0	0	0
Treyton Oaks Towers	0	0	0	0	0	0	0	0	0	0
Wesley Manor	0	0	0	0	0	0	0	0	0	0
Westport Place Health Campus	0	0	0	0	0	0	0	0	0	0
JEFFERSON County Total:	0	0	0	0	8	2,920	5	1,784	13	4,704
SHELBY										
Colonial Hall Manor	3	419	40	10,827	23	5,870	0	0	66	17,116
Masonic Home of Shelbyville	0	0	0	0	0	0	0	0	0	0
SHELBY County Total:	3	419	40	10,827	23	5,870	0	0	66	17,116
Seven Counties CMHC Total:	3	419	78	24,697	41	12,440	5	1,784	127	39,340
State Total	218	54,360	1,539	425,676	536	157,383	21	6,711	2,314	644,130

*CMHC - Community Mental Health Center

*SMI - Severe Mental Illness

*State Supp - Supplementation for needy persons who are aged, blind or have a disability (KRS 205.245)

2018 ANNUAL KENTUCKY LONG TERM CARE UTILIZATION AND SERVICE REPORT

Table 2D - Personal Care Bed Census With SMI by Gender & Ages 18 - 64

CMHC Region / County / Facility	18-34				35-64			
	Male SMI Census	Male SMI Inpatient Days	Female SMI Census	Female SMI Inpatient Days	Male SMI Census	Male SMI Inpatient Days	Female SMI Census	Female SMI Inpatient Days
Adanta								
MCCREARY								
Cumberland Manor Rest Home	0	0	0	0	25	6,425	11	2,426
MCCREARY County Total:	0	0	0	0	25	6,425	11	2,426
PULASKI								
Crestview Personal Care	0	0	1	115	0	0	9	2,937
Somerview Personal Care Home	3	804	1	110	23	6,330	12	2,846
PULASKI County Total:	3	804	2	225	23	6,330	21	5,783
TAYLOR								
Bluegrass Way	0	0	0	0	0	0	0	0
TAYLOR County Total:	0	0	0	0	0	0	0	0
WAYNE								
Dishman Personal Care Home	4	603	2	105	27	5,693	11	2,052
Hicks' Golden Years Nursing Home	0	0	0	0	0	0	0	0
WAYNE County Total:	4	603	2	105	27	5,693	11	2,052
Adanta CMHC Total:	7	1,407	4	330	75	18,448	43	10,261
Bluegrass								
ANDERSON								
Signature Healthcare at Heritage Hall Rehab	0	0	0	0	0	0	0	0
ANDERSON County Total:	0	0	0	0	0	0	0	0
BOURBON								
Bourbon Heights	0	0	0	0	0	0	0	0
BOURBON County Total:	0	0	0	0	0	0	0	0
BOYLE								
McDowell Place of Danville	0	0	0	0	0	0	0	0
Morning Pointe of Danville	0	0	0	0	0	0	0	0
BOYLE County Total:	0	0	0	0	0	0	0	0
ESTILL								
Irvine Nursing and Rehabilitation	0	0	0	0	0	0	0	0
ESTILL County Total:	0	0	0	0	0	0	0	0
FAYETTE								
Brookdale Richmond Place	0	0	0	0	0	0	0	0
Central Ky Recovery Center Unit 1	10	1,038	5	220	12	1,406	11	1,126

*CMHC - Community Mental Health Center

*SMI - Severe Mental Illness

2018 ANNUAL KENTUCKY LONG TERM CARE UTILIZATION AND SERVICE REPORT

Table 2D - Personal Care Bed Census With SMI by Gender & Ages 18 - 64

CMHC Region / County / Facility	18-34				35-64			
	Male SMI Census	Male SMI Inpatient Days	Female SMI Census	Female SMI Inpatient Days	Male SMI Census	Male SMI Inpatient Days	Female SMI Census	Female SMI Inpatient Days
Central KY Recovery Center Unit 2	11	940	4	381	13	1,389	18	2,049
Lantern at Morning Pointe Alz and Memory Care	0	0	0	0	0	0	0	0
Legacy Reserve at Fritz Farm	0	0	0	0	0	0	0	0
Lexington Country Place	0	0	0	0	0	0	0	0
Mayfair Village Retirement Center	0	0	0	0	0	0	0	0
Morning Pointe of Lexington	0	0	0	0	0	0	0	0
Morning Pointe of Lexington East	0	0	0	0	0	0	0	0
Provision Living At Beaumont Centre	0	0	0	0	0	0	0	0
Signature Healthcare At Tanbark Rehab	0	0	0	0	0	0	0	0
The Breckinridge	0	0	0	0	0	0	0	0
The Legacy At The Willows	0	0	0	0	0	0	0	0
The Willows At Fritz Farm	0	0	0	0	0	0	0	0
The Willows at Hamburg	0	0	0	0	0	0	0	0
Willows at Citation	0	0	0	0	0	0	0	0
FAYETTE County Total:	21	1,978	9	601	25	2,795	29	3,175
FRANKLIN								
Dominion Senior Living of Frankfort	0	0	0	0	0	0	0	0
Morning Pointe of Frankfort	0	0	0	0	0	0	0	0
The Lantern at Morning Pointe of Frankfort	0	0	0	0	0	0	0	0
FRANKLIN County Total:	0	0	0	0	0	0	0	0
HARRISON								
Cedar Ridge Health Campus	0	0	0	0	0	0	0	0
Parkside Manor	0	0	0	0	13	3,968	10	1,905
Shady Lawn Home	5	1,825	0	0	27	9,855	12	3,430
HARRISON County Total:	5	1,825	0	0	40	13,823	22	5,335
JESSAMINE								
Bridgepointe At Ashgrove Woods	0	0	0	0	0	0	0	0
Rose Terrace Lodge	0	0	0	0	11	3,211	9	2,042
Wesley Village	0	0	0	0	0	0	0	0
JESSAMINE County Total:	0	0	0	0	11	3,211	9	2,042
LINCOLN								
Waynesburg Manor	0	0	0	0	6	1,922	6	1,956
LINCOLN County Total:	0	0	0	0	6	1,922	6	1,956

*CMHC - Community Mental Health Center

*SMI - Severe Mental Illness

2018 ANNUAL KENTUCKY LONG TERM CARE UTILIZATION AND SERVICE REPORT

Table 2D - Personal Care Bed Census With SMI by Gender & Ages 18 - 64

CMHC Region / County / Facility	18-34				35-64			
	Male SMI Census	Male SMI Inpatient Days	Female SMI Census	Female SMI Inpatient Days	Male SMI Census	Male SMI Inpatient Days	Female SMI Census	Female SMI Inpatient Days
MADISON								
Dominion Senior Living of Richmond	0	0	0	0	0	0	0	0
Morning Pointe of Richmond	0	0	0	0	0	0	0	0
Telford Terrace	0	0	0	0	0	0	0	0
MADISON County Total:	0	0	0	0	0	0	0	0
MERCER								
The Willows at Harrodsburg	0	0	0	0	0	0	0	0
MERCER County Total:	0	0	0	0	0	0	0	0
POWELL								
Stanton Nursing and Rehabilitation Center	0	0	0	0	0	0	0	0
POWELL County Total:	0	0	0	0	0	0	0	0
SCOTT								
Dover Manor	0	0	0	0	0	0	0	0
The Meadows At Windsor Gardens	0	0	0	0	0	0	0	0
SCOTT County Total:	0	0	0	0	0	0	0	0
WOODFORD								
Taylor Manor Nursing Home	0	0	0	0	0	0	0	0
The Homeplace At Midway	0	0	0	0	0	0	0	0
WOODFORD County Total:	0	0	0	0	0	0	0	0
Bluegrass CMHC Total:	26	3,803	9	601	82	21,751	66	12,508
Communicare								
GRAYSON								
Grayson Manor	0	0	0	0	0	0	0	0
GRAYSON County Total:	0	0	0	0	0	0	0	0
HARDIN								
Signature Healthcare at North Hardin Rehab	0	0	0	0	0	0	0	0
HARDIN County Total:	0	0	0	0	0	0	0	0
MARION								
Loretto Motherhouse Infirmary	0	0	0	0	0	0	0	0
The Village of Lebanon II	0	0	0	0	0	0	0	0
MARION County Total:	0	0	0	0	0	0	0	0

*CMHC - Community Mental Health Center

*SMI - Severe Mental Illness

2018 ANNUAL KENTUCKY LONG TERM CARE UTILIZATION AND SERVICE REPORT

Table 2D - Personal Care Bed Census With SMI by Gender & Ages 18 - 64

CMHC Region / County / Facility	18-34				35-64			
	Male SMI Census	Male SMI Inpatient Days	Female SMI Census	Female SMI Inpatient Days	Male SMI Census	Male SMI Inpatient Days	Female SMI Census	Female SMI Inpatient Days
MEADE								
Brandenburg Nursing and Rehabilitation	0	0	0	0	0	0	0	0
MEADE County Total:	0	0	0	0	0	0	0	0
NELSON								
Windsor Gardens CCRC	0	0	0	0	0	0	0	0
NELSON County Total:	0	0	0	0	0	0	0	0
WASHINGTON								
Sansbury Care Center	0	0	0	0	0	0	0	0
WASHINGTON County Total:	0	0	0	0	0	0	0	0
Communicare CMHC Total:	0	0	0	0	0	0	0	0
Cumberland River								
BELL								
Generations Center of Middlesboro	0	0	7	2,555	26	9,490	33	12,045
BELL County Total:	0	0	7	2,555	26	9,490	33	12,045
HARLAN								
The Laurels	0	0	0	0	19	6,935	18	6,570
HARLAN County Total:	0	0	0	0	19	6,935	18	6,570
KNOX								
Christian Health Center - Corbin	0	0	0	0	0	0	0	0
KNOX County Total:	0	0	0	0	0	0	0	0
Cumberland River CMHC Total:	0	0	7	2,555	45	16,425	51	18,615
Four Rivers								
CALLOWAY								
Fern Terrace of Murray	0	0	0	0	2	145	6	1,238
Gardens At Hickory Woods	0	0	0	0	0	0	0	0
CALLOWAY County Total:	0	0	0	0	2	145	6	1,238
CARLISLE								
Countryside Center	0	0	1	365	0	0	1	365
CARLISLE County Total:	0	0	1	365	0	0	1	365
GRAVES								
Fern Terrace of Mayfield	8	2,920	4	1,460	43	15,695	31	11,315
GRAVES County Total:	8	2,920	4	1,460	43	15,695	31	11,315

*CMHC - Community Mental Health Center

*SMI - Severe Mental Illness

2018 ANNUAL KENTUCKY LONG TERM CARE UTILIZATION AND SERVICE REPORT

Table 2D - Personal Care Bed Census With SMI by Gender & Ages 18 - 64

CMHC Region / County / Facility	18-34				35-64			
	Male SMI Census	Male SMI Inpatient Days	Female SMI Census	Female SMI Inpatient Days	Male SMI Census	Male SMI Inpatient Days	Female SMI Census	Female SMI Inpatient Days
HICKMAN								
Clinton Hickman County Nursing Facility	0	0	0	0	0	0	0	0
Clinton Place	0	0	0	0	0	0	0	0
HICKMAN County Total:	0	0	0	0	0	0	0	0
MCCRACKEN								
Gaither Suites at West Park	0	0	0	0	0	0	0	0
MCCRACKEN County Total:	0	0	0	0	0	0	0	0
Four Rivers CMHC Total:	8	2,920	5	1,825	45	15,840	38	12,918
Kentucky River								
KNOTT								
Golden Years Rest Home	6	1,275	5	1,825	58	15,850	36	6,340
KNOTT County Total:	6	1,275	5	1,825	58	15,850	36	6,340
OWSLEY								
Owsley County Health Care Center	0	0	0	0	0	0	0	0
OWSLEY County Total:	0	0	0	0	0	0	0	0
Kentucky River CMHC Total:	6	1,275	5	1,825	58	15,850	36	6,340
LifeSkills								
ALLEN								
Cornerstone Manor	3	897	0	0	43	6,209	12	2,636
Scottsville Manor	2	313	2	314	15	3,379	11	3,034
ALLEN County Total:	5	1,210	2	314	58	9,588	23	5,670
BARREN								
NHC HealthCare, Glasgow	0	0	0	0	0	0	0	0
BARREN County Total:	0	0	0	0	0	0	0	0
EDMONSON								
Edmonson Center	0	0	0	0	0	0	0	0
EDMONSON County Total:	0	0	0	0	0	0	0	0
HART								
Hart County Manor	3	1,095	2	730	24	7,142	18	5,618
HART County Total:	3	1,095	2	730	24	7,142	18	5,618
METCALFE								
Harper's Home for the Aged	0	0	0	0	0	0	0	0

*CMHC - Community Mental Health Center

*SMI - Severe Mental Illness

2018 ANNUAL KENTUCKY LONG TERM CARE UTILIZATION AND SERVICE REPORT

Table 2D - Personal Care Bed Census With SMI by Gender & Ages 18 - 64

CMHC Region / County / Facility	18-34				35-64			
	Male SMI Census	Male SMI Inpatient Days	Female SMI Census	Female SMI Inpatient Days	Male SMI Census	Male SMI Inpatient Days	Female SMI Census	Female SMI Inpatient Days
Metcalfe Health Care Center	0	0	0	0	0	0	0	0
METCALFE County Total:	0	0	0	0	0	0	0	0
SIMPSON								
Lewis Memorial Methodist Home	0	0	0	0	0	0	2	577
SIMPSON County Total:	0	0	0	0	0	0	2	577
WARREN								
Christian Health Center, Bowling Green	0	0	0	0	0	0	0	0
Fern Terrace of Bowling Green	2	730	5	1,825	69	25,185	55	20,075
The Haven At Massey Springs	0	0	0	0	0	0	0	0
WARREN County Total:	2	730	5	1,825	69	25,185	55	20,075
LifeSkills CMHC Total:	10	3,035	9	2,869	151	41,915	98	31,940
Mountain								
JOHNSON								
Venture Home of Paintsville	13	3,015	7	2,055	30	4,475	30	7,220
JOHNSON County Total:	13	3,015	7	2,055	30	4,475	30	7,220
MAGOFFIN								
Salyersville Nursing and Rehabilitation Center	0	0	0	0	0	0	0	0
MAGOFFIN County Total:	0	0	0	0	0	0	0	0
MARTIN								
Martin County Health Care Facility	0	0	0	0	0	0	0	0
MARTIN County Total:	0	0	0	0	0	0	0	0
PIKE								
Good Shepherd Community Nursing Center	0	0	0	0	0	0	0	0
PIKE County Total:	0	0	0	0	0	0	0	0
Mountain CMHC Total:	13	3,015	7	2,055	30	4,475	30	7,220
NorthKey								
BOONE								
Colonial Gardens	0	0	0	0	0	0	0	0
BOONE County Total:	0	0	0	0	0	0	0	0
CAMPBELL								
Carmel Manor	0	0	0	0	0	0	0	0
The Seasons at Alexandria	0	0	0	0	0	0	0	0
CAMPBELL County Total:	0	0	0	0	0	0	0	0

*CMHC - Community Mental Health Center

*SMI - Severe Mental Illness

2018 ANNUAL KENTUCKY LONG TERM CARE UTILIZATION AND SERVICE REPORT

Table 2D - Personal Care Bed Census With SMI by Gender & Ages 18 - 64

CMHC Region / County / Facility	18-34				35-64			
	Male SMI Census	Male SMI Inpatient Days	Female SMI Census	Female SMI Inpatient Days	Male SMI Census	Male SMI Inpatient Days	Female SMI Census	Female SMI Inpatient Days
CARROLL								
Carrollton Manor	1	365	2	439	11	3,286	10	2,729
Valley Haven Rest Home	3	1,095	0	0	51	7,665	0	0
CARROLL County Total:	4	1,460	2	439	62	10,951	10	2,729
GRANT								
Jonesville Rest Home	4	1,374	4	445	16	4,447	10	2,024
GRANT County Total:	4	1,374	4	445	16	4,447	10	2,024
KENTON								
Brookdale Edgewood	0	0	0	0	0	0	0	0
Covington Ladies Home	0	0	0	0	0	0	0	0
Emerald Trace	0	0	0	0	0	0	0	0
Ivy Knoll	0	0	0	0	1	68	0	0
Madonna Manor	0	0	0	0	0	0	0	0
Regency Manor	0	0	0	0	6	1,336	4	976
Regency Manor North	0	0	0	0	4	1,460	1	20
St Charles Care Center	0	0	0	0	0	0	0	0
KENTON County Total:	0	0	0	0	11	2,864	5	996
PENDLETON								
Falmouth Nursing Home	1	365	1	365	16	4,475	12	3,754
The Front Gate	0	0	5	1,825	5	1,825	4	1,460
PENDLETON County Total:	1	365	6	2,190	21	6,300	16	5,214
NorthKey CMHC Total:	9	3,199	12	3,074	110	24,562	41	10,963
Pathways								
BOYD								
Artrips Personal Care Home	0	0	3	1,095	5	1,215	7	2,555
Hamilton's Personal Care Home	0	0	0	0	11	4,015	3	1,095
King's Daughters And Sons Home	0	0	0	0	0	0	0	0
BOYD County Total:	0	0	3	1,095	16	5,230	10	3,650
GREENUP								
Frasure's Personal Care Home	6	1,336	5	1,160	23	5,280	24	5,512
Morning Pointe Of Russell	0	0	0	0	0	0	0	0
Russell Convalescent Home	0	0	1	365	25	7,548	6	1,620
The Lantern At Morning Pointe Alzheimers and	0	0	0	0	0	0	0	0

*CMHC - Community Mental Health Center

*SMI - Severe Mental Illness

2018 ANNUAL KENTUCKY LONG TERM CARE UTILIZATION AND SERVICE REPORT

Table 2D - Personal Care Bed Census With SMI by Gender & Ages 18 - 64

CMHC Region / County / Facility	18-34				35-64			
	Male SMI Census	Male SMI Inpatient Days	Female SMI Census	Female SMI Inpatient Days	Male SMI Census	Male SMI Inpatient Days	Female SMI Census	Female SMI Inpatient Days
Trinity Station Retirement Community	0	0	0	0	0	0	0	0
GREENUP County Total:	6	1,336	6	1,525	48	12,828	30	7,132
LAWRENCE								
The Jordan Center	0	0	0	0	0	0	0	0
LAWRENCE County Total:	0	0	0	0	0	0	0	0
MENIFEE								
Edgewood Estates	0	0	0	0	0	0	0	0
MENIFEE County Total:	0	0	0	0	0	0	0	0
MONTGOMERY								
Regency Memory Care	0	0	0	0	0	0	0	0
MONTGOMERY County Total:	0	0	0	0	0	0	0	0
MORGAN								
West Liberty Nursing and Rehabilitation Center	0	0	0	0	0	0	0	0
MORGAN County Total:	0	0	0	0	0	0	0	0
Pathways CMHC Total:	6	1,336	9	2,620	64	18,058	40	10,782
Pennyroyal								
CALDWELL								
Highland Homes, Inc.	6	2,190	12	4,380	29	10,585	18	6,570
CALDWELL County Total:	6	2,190	12	4,380	29	10,585	18	6,570
CHRISTIAN								
Christian County Manor	0	0	1	365	19	6,935	16	4,388
Christian Health Center, Hopkinsville	0	0	0	0	0	0	0	0
Pennyrile Home	17	1,341	20	423	74	7,619	59	6,790
CHRISTIAN County Total:	17	1,341	21	788	93	14,554	75	11,178
CRITTENDEN								
Crittenden County Health and Rehabilitation Center	0	0	0	0	0	0	0	0
CRITTENDEN County Total:	0	0	0	0	0	0	0	0
HOPKINS								
The Homestead	10	2,764	2	552	27	7,739	19	5,528
The Oaks PCH/Madisonville	1	365	1	365	30	8,500	16	1,200
HOPKINS County Total:	11	3,129	3	917	57	16,239	35	6,728

*CMHC - Community Mental Health Center

*SMI - Severe Mental Illness

2018 ANNUAL KENTUCKY LONG TERM CARE UTILIZATION AND SERVICE REPORT

Table 2D - Personal Care Bed Census With SMI by Gender & Ages 18 - 64

CMHC Region / County / Facility	18-34				35-64			
	Male SMI Census	Male SMI Inpatient Days	Female SMI Census	Female SMI Inpatient Days	Male SMI Census	Male SMI Inpatient Days	Female SMI Census	Female SMI Inpatient Days
LYON								
River's Bend Retirement Community	0	0	0	0	0	0	0	0
LYON County Total:	0	0	0	0	0	0	0	0
MUHLENBERG								
Diversicare of Greenville	0	0	0	0	0	0	1	242
Sparks Nursing Center	0	0	0	0	4	1,460	3	938
MUHLENBERG County Total:	0	0	0	0	4	1,460	4	1,180
TRIGG								
Better Senior Living	1	365	0	0	12	3,326	10	3,650
TRIGG County Total:	1	365	0	0	12	3,326	10	3,650
Pennyroyal CMHC Total:	35	7,025	36	6,085	195	46,164	142	29,306
River Valley								
DAVIESS								
Bishop Soenneker Home	0	0	1	202	7	2,555	8	2,565
Carmel Home	0	0	0	0	0	0	0	0
Davco Rest Home	3	369	8	1,259	55	16,037	43	10,597
Fern Terrace of Owensboro	0	0	0	0	22	3,458	12	3,260
Owensboro Center	0	0	0	0	6	2,190	0	0
Rosedale Rest Home	11	1,159	3	821	24	1,754	10	973
DAVIESS County Total:	14	1,528	12	2,282	114	25,994	73	17,395
HANCOCK								
The Oaks PCH/Lewisport	11	3,453	0	0	46	13,988	6	1,434
HANCOCK County Total:	11	3,453	0	0	46	13,988	6	1,434
HENDERSON								
Henderson Manor	0	0	1	25	5	1,825	7	2,555
HENDERSON County Total:	0	0	1	25	5	1,825	7	2,555
MCLEAN								
Sunny Acres	0	0	0	0	16	5,506	3	874
MCLEAN County Total:	0	0	0	0	16	5,506	3	874
OHIO								
Beaver Dam Nursing and Rehab Center	0	0	0	0	3	1,095	0	0
OHIO County Total:	0	0	0	0	3	1,095	0	0

*CMHC - Community Mental Health Center

*SMI - Severe Mental Illness

2018 ANNUAL KENTUCKY LONG TERM CARE UTILIZATION AND SERVICE REPORT

Table 2D - Personal Care Bed Census With SMI by Gender & Ages 18 - 64

CMHC Region / County / Facility	18-34				35-64			
	Male SMI Census	Male SMI Inpatient Days	Female SMI Census	Female SMI Inpatient Days	Male SMI Census	Male SMI Inpatient Days	Female SMI Census	Female SMI Inpatient Days
UNION								
Breckinridge Place	0	0	0	0	0	0	0	0
UNION County Total:	0	0	0	0	0	0	0	0
River Valley CMHC Total:	25	4,981	13	2,307	184	48,408	89	22,258
Seven Counties								
BULLITT								
Colonial House of Shepherdsville	0	0	1	365	26	9,125	24	6,205
BULLITT County Total:	0	0	1	365	26	9,125	24	6,205
JEFFERSON								
Atria Blankenbaker	0	0	0	0	0	0	0	0
Barton House of Louisville #1	0	0	0	0	0	0	0	0
Belmont Village	0	0	0	0	0	0	0	0
Brookdale Stonestreet	0	0	0	0	0	0	0	0
Eastern Star Home in KY	0	0	0	0	0	0	0	0
Episcopal Church Home	0	0	0	0	0	0	0	0
Exceptional Senior Living - Prospect	0	0	0	0	0	0	0	0
Forest Hills Commons	0	0	0	0	0	0	0	0
Forest Springs Health Campus	0	0	0	0	0	0	0	0
Hallmark House Louisville II	0	0	0	0	0	0	0	0
Heartsong Memory Care	0	0	0	0	0	0	0	0
Little Sisters of the Poor - St. Joseph's Home	0	0	0	0	0	0	0	0
Louisville Protestant Altenheim	0	0	0	0	0	0	1	365
Masonic Home of Louisville	0	0	0	0	0	0	0	0
Morning Pointe Of Louisville At South Hurstbourne	0	0	0	0	0	0	0	0
Nazareth Home	0	0	0	0	0	0	0	0
Nazareth Home Clifton	0	0	0	0	0	0	0	0
Park Louisville	0	0	0	0	0	0	0	0
Parr's at Springhurst	0	0	0	0	0	0	0	0
Rose Anna Hughes Home/Westminster	0	0	0	0	1	4	0	0
Stonecrest of Louisville	0	0	0	0	0	0	0	0
Sunrise of Louisville	0	0	0	0	0	0	0	0
Symphony at Oaklawn	0	0	0	0	0	0	0	0
Symphony at Valley Farms	0	0	0	0	0	0	0	0

*CMHC - Community Mental Health Center

*SMI - Severe Mental Illness

2018 ANNUAL KENTUCKY LONG TERM CARE UTILIZATION AND SERVICE REPORT

Table 2D - Personal Care Bed Census With SMI by Gender & Ages 18 - 64

CMHC Region / County / Facility	18-34				35-64			
	Male SMI Census	Male SMI Inpatient Days	Female SMI Census	Female SMI Inpatient Days	Male SMI Census	Male SMI Inpatient Days	Female SMI Census	Female SMI Inpatient Days
The Forum at Brookside	0	0	0	0	0	0	0	0
The Lantern At Morning Pointe (Louisville)	0	0	0	0	0	0	0	0
Thrive At Beckley Creek	0	0	0	0	0	0	0	0
Treyton Oaks Towers	0	0	0	0	0	0	0	0
Wesley Manor	0	0	0	0	0	0	0	0
Westport Place Health Campus	0	0	0	0	0	0	0	0
JEFFERSON County Total:	0	0	0	0	1	4	1	365
SHELBY								
Colonial Hall Manor	2	279	1	140	27	8,281	14	3,949
Masonic Home of Shelbyville	0	0	0	0	0	0	0	0
SHELBY County Total:	2	279	1	140	27	8,281	14	3,949
Seven Counties CMHC Total:	2	279	2	505	54	17,410	39	10,519
Statewide Total	147	32,275	118	26,651	1,093	289,306	713	183,630

*CMHC - Community Mental Health Center

*SMI - Severe Mental Illness

2018 ANNUAL KENTUCKY LONG TERM CARE UTILIZATION AND SERVICE REPORT

Table 2DD - Personal Care Bed Census by Gender & Ages 18 - 64

Patients With SMI Receiving State Supplementation

CMHC Region / County / Facility	18-34				35-64			
	Male SMI State Supp Census	Male SMI State Supp Inpatient Days	Female SMI State Supp Census	Female SMI State Supp Inpatient Days	Male SMI State Supp Census	Male SMI State Supp Inpatient Days	Female SMI State Supp Census	Female SMI State Supp Inpatient Days
Adanta								
MCCREARY								
Cumberland Manor Rest Home	0	0	0	0	24	6,060	9	1,696
MCCREARY County Total:	0	0	0	0	24	6,060	9	1,696
PULASKI								
Crestview Personal Care	0	0	1	115	0	0	9	2,937
Somerview Personal Care Home	3	804	1	110	20	5,460	12	2,846
PULASKI County Total:	3	804	2	225	20	5,460	21	5,783
TAYLOR								
Bluegrass Way	0	0	0	0	0	0	0	0
TAYLOR County Total:	0	0	0	0	0	0	0	0
WAYNE								
Dishman Personal Care Home	4	603	2	105	26	5,692	11	2,052
Hicks' Golden Years Nursing Home	0	0	0	0	0	0	0	0
WAYNE County Total:	4	603	2	105	26	5,692	11	2,052
Adanta CMHC Total:	7	1,407	4	330	70	17,212	41	9,531
Bluegrass								
ANDERSON								
Signature Healthcare at Heritage Hall	0	0	0	0	0	0	0	0
ANDERSON County Total:	0	0	0	0	0	0	0	0
BOURBON								
Bourbon Heights	0	0	0	0	0	0	0	0
BOURBON County Total:	0	0	0	0	0	0	0	0
BOYLE								
McDowell Place of Danville	0	0	0	0	0	0	0	0
Morning Pointe of Danville	0	0	0	0	0	0	0	0
BOYLE County Total:	0	0	0	0	0	0	0	0
ESTILL								
Irvine Nursing and Rehabilitation	0	0	0	0	0	0	0	0
ESTILL County Total:	0	0	0	0	0	0	0	0

*CMHC - Community Mental Health Center

*SMI - Severe Mental Illness

*State Supp - Supplementation for needy persons who are aged, blind or have a disability (KRS 205.245)

2018 ANNUAL KENTUCKY LONG TERM CARE UTILIZATION AND SERVICE REPORT

Table 2DD - Personal Care Bed Census by Gender & Ages 18 - 64

Patients With SMI Receiving State Supplementation

CMHC Region / County / Facility	18-34				35-64			
	Male SMI State Supp Census	Male SMI State Supp Inpatient Days	Female SMI State Supp Census	Female SMI State Supp Inpatient Days	Male SMI State Supp Census	Male SMI State Supp Inpatient Days	Female SMI State Supp Census	Female SMI State Supp Inpatient Days
FAYETTE								
Brookdale Richmond Place	0	0	0	0	0	0	0	0
Central Ky Recovery Center Unit 1	8	845	3	164	8	1,153	7	855
Central KY Recovery Center Unit 2	10	849	3	188	11	1,240	14	1,670
Lantern at Morning Pointe Alz and Memory Care	0	0	0	0	0	0	0	0
Legacy Reserve at Fritz Farm	0	0	0	0	0	0	0	0
Lexington Country Place	0	0	0	0	0	0	0	0
Mayfair Village Retirement Center	0	0	0	0	0	0	0	0
Morning Pointe of Lexington	0	0	0	0	0	0	0	0
Morning Pointe of Lexington East	0	0	0	0	0	0	0	0
Provision Living At Beaumont Centre	0	0	0	0	0	0	0	0
Signature Healthcare At Tanbark Rehab	0	0	0	0	0	0	0	0
The Breckinridge	0	0	0	0	0	0	0	0
The Legacy At The Willows	0	0	0	0	0	0	0	0
The Willows At Fritz Farm	0	0	0	0	0	0	0	0
The Willows at Hamburg	0	0	0	0	0	0	0	0
Willows at Citation	0	0	0	0	0	0	0	0
FAYETTE County Total:	18	1,694	6	352	19	2,393	21	2,525
FRANKLIN								
Dominion Senior Living of Frankfort	0	0	0	0	0	0	0	0
Morning Pointe of Frankfort	0	0	0	0	0	0	0	0
The Lantern at Morning Pointe of Frankfort	0	0	0	0	0	0	0	0
FRANKLIN County Total:	0	0	0	0	0	0	0	0
HARRISON								
Cedar Ridge Health Campus	0	0	0	0	0	0	0	0
Parkside Manor	0	0	0	0	10	3,125	10	1,905
Shady Lawn Home	5	1,825	0	0	26	9,490	12	3,430
HARRISON County Total:	5	1,825	0	0	36	12,615	22	5,335
JESSAMINE								
Bridgepointe At Ashgrove Woods	0	0	0	0	0	0	0	0

*CMHC - Community Mental Health Center

*SMI - Severe Mental Illness

*State Supp - Supplementation for needy persons who are aged, blind or have a disability (KRS 205.245)

2018 ANNUAL KENTUCKY LONG TERM CARE UTILIZATION AND SERVICE REPORT

Table 2DD - Personal Care Bed Census by Gender & Ages 18 - 64

Patients With SMI Receiving State Supplementation

CMHC Region / County / Facility	18-34				35-64			
	Male SMI State Supp Census	Male SMI State Supp Inpatient Days	Female SMI State Supp Census	Female SMI State Supp Inpatient Days	Male SMI State Supp Census	Male SMI State Supp Inpatient Days	Female SMI State Supp Census	Female SMI State Supp Inpatient Days
Rose Terrace Lodge	0	0	0	0	11	3,211	8	2,042
Wesley Village	0	0	0	0	0	0	0	0
JESSAMINE County Total:	0	0	0	0	11	3,211	8	2,042
LINCOLN								
Waynesburg Manor	0	0	0	0	6	1,845	6	1,910
LINCOLN County Total:	0	0	0	0	6	1,845	6	1,910
MADISON								
Dominion Senior Living of Richmond	0	0	0	0	0	0	0	0
Morning Pointe of Richmond	0	0	0	0	0	0	0	0
Telford Terrace	0	0	0	0	0	0	0	0
MADISON County Total:	0	0	0	0	0	0	0	0
MERCER								
The Willows at Harrodsburg	0	0	0	0	0	0	0	0
MERCER County Total:	0	0	0	0	0	0	0	0
POWELL								
Stanton Nursing and Rehabilitation Center	0	0	0	0	0	0	0	0
POWELL County Total:	0	0	0	0	0	0	0	0
SCOTT								
Dover Manor	0	0	0	0	0	0	0	0
The Meadows At Windsor Gardens	0	0	0	0	0	0	0	0
SCOTT County Total:	0	0	0	0	0	0	0	0
WOODFORD								
Taylor Manor Nursing Home	0	0	0	0	0	0	0	0
The Homeplace At Midway	0	0	0	0	0	0	0	0
WOODFORD County Total:	0	0	0	0	0	0	0	0
Bluegrass CMHC Total:	23	3,519	6	352	72	20,064	57	11,812
Communicare								
GRAYSON								
Grayson Manor	0	0	0	0	0	0	0	0
GRAYSON County Total:	0	0	0	0	0	0	0	0

*CMHC - Community Mental Health Center

*SMI - Severe Mental Illness

*State Supp - Supplementation for needy persons who are aged, blind or have a disability (KRS 205.245)

2018 ANNUAL KENTUCKY LONG TERM CARE UTILIZATION AND SERVICE REPORT

Table 2DD - Personal Care Bed Census by Gender & Ages 18 - 64

Patients With SMI Receiving State Supplementation

CMHC Region / County / Facility	18-34				35-64			
	Male SMI State Supp Census	Male SMI State Supp Inpatient Days	Female SMI State Supp Census	Female SMI State Supp Inpatient Days	Male SMI State Supp Census	Male SMI State Supp Inpatient Days	Female SMI State Supp Census	Female SMI State Supp Inpatient Days
HARDIN								
Signature Healthcare at North Hardin Rehab	0	0	0	0	0	0	0	0
HARDIN County Total:	0	0	0	0	0	0	0	0
MARION								
Loretto Motherhouse Infirmary	0	0	0	0	0	0	0	0
The Village of Lebanon II	0	0	0	0	0	0	0	0
MARION County Total:	0	0	0	0	0	0	0	0
MEADE								
Brandenburg Nursing and Rehabilitation	0	0	0	0	0	0	0	0
MEADE County Total:	0	0	0	0	0	0	0	0
NELSON								
Windsor Gardens CCRC	0	0	0	0	0	0	0	0
NELSON County Total:	0	0	0	0	0	0	0	0
WASHINGTON								
Sansbury Care Center	0	0	0	0	0	0	0	0
WASHINGTON County Total:	0	0	0	0	0	0	0	0
Communicare CMHC Total:	0	0	0	0	0	0	0	0
Cumberland River								
BELL								
Generations Center of Middlesboro	0	0	7	2,555	24	8,760	33	12,045
BELL County Total:	0	0	7	2,555	24	8,760	33	12,045
HARLAN								
The Laurels	0	0	0	0	19	6,935	18	6,570
HARLAN County Total:	0	0	0	0	19	6,935	18	6,570
KNOX								
Christian Health Center - Corbin	0	0	0	0	0	0	0	0
KNOX County Total:	0	0	0	0	0	0	0	0
Cumberland River CMHC Total:	0	0	7	2,555	43	15,695	51	18,615
Four Rivers								
CALLOWAY								
Fern Terrace of Murray	0	0	0	0	1	130	4	697

*CMHC - Community Mental Health Center

*SMI - Severe Mental Illness

*State Supp - Supplementation for needy persons who are aged, blind or have a disability (KRS 205.245)

2018 ANNUAL KENTUCKY LONG TERM CARE UTILIZATION AND SERVICE REPORT

Table 2DD - Personal Care Bed Census by Gender & Ages 18 - 64

Patients With SMI Receiving State Supplementation

CMHC Region / County / Facility	18-34				35-64			
	Male SMI State Supp Census	Male SMI State Supp Inpatient Days	Female SMI State Supp Census	Female SMI State Supp Inpatient Days	Male SMI State Supp Census	Male SMI State Supp Inpatient Days	Female SMI State Supp Census	Female SMI State Supp Inpatient Days
Gardens At Hickory Woods	0	0	0	0	0	0	0	0
CALLOWAY County Total:	0	0	0	0	1	130	4	697
CARLISLE								
Countryside Center	0	0	1	365	0	0	1	365
CARLISLE County Total:	0	0	1	365	0	0	1	365
GRAVES								
Fern Terrace of Mayfield	6	2,190	4	1,460	41	14,965	30	10,950
GRAVES County Total:	6	2,190	4	1,460	41	14,965	30	10,950
HICKMAN								
Clinton Hickman County Nursing Facility	0	0	0	0	0	0	0	0
Clinton Place	0	0	0	0	0	0	0	0
HICKMAN County Total:	0	0	0	0	0	0	0	0
MCCRACKEN								
Gaither Suites at West Park	0	0	0	0	0	0	0	0
MCCRACKEN County Total:	0	0	0	0	0	0	0	0
Four Rivers CMHC Total:	6	2,190	5	1,825	42	15,095	35	12,012
Kentucky River								
KNOTT								
Golden Years Rest Home	6	1,092	1	364	23	7,152	21	6,848
KNOTT County Total:	6	1,092	1	364	23	7,152	21	6,848
OWSLEY								
Owsley County Health Care Center	0	0	0	0	0	0	0	0
OWSLEY County Total:	0	0	0	0	0	0	0	0
Kentucky River CMHC Total:	6	1,092	1	364	23	7,152	21	6,848
LifeSkills								
ALLEN								
Cornerstone Manor	3	897	0	0	43	6,209	11	2,271
Scottsville Manor	2	313	2	314	14	3,388	11	3,399
ALLEN County Total:	5	1,210	2	314	57	9,597	22	5,670

*CMHC - Community Mental Health Center

*SMI - Severe Mental Illness

*State Supp - Supplementation for needy persons who are aged, blind or have a disability (KRS 205.245)

2018 ANNUAL KENTUCKY LONG TERM CARE UTILIZATION AND SERVICE REPORT

Table 2DD - Personal Care Bed Census by Gender & Ages 18 - 64

Patients With SMI Receiving State Supplementation

CMHC Region / County / Facility	18-34				35-64			
	Male SMI State Supp Census	Male SMI State Supp Inpatient Days	Female SMI State Supp Census	Female SMI State Supp Inpatient Days	Male SMI State Supp Census	Male SMI State Supp Inpatient Days	Female SMI State Supp Census	Female SMI State Supp Inpatient Days
BARREN								
NHC HealthCare, Glasgow	0	0	0	0	0	0	0	0
BARREN County Total:	0	0	0	0	0	0	0	0
EDMONSON								
Edmonson Center	0	0	0	0	0	0	0	0
EDMONSON County Total:	0	0	0	0	0	0	0	0
HART								
Hart County Manor	3	1,095	2	730	20	6,288	14	4,233
HART County Total:	3	1,095	2	730	20	6,288	14	4,233
METCALFE								
Harper's Home for the Aged	0	0	0	0	0	0	0	0
Metcalfe Health Care Center	0	0	0	0	0	0	0	0
METCALFE County Total:	0	0	0	0	0	0	0	0
SIMPSON								
Lewis Memorial Methodist Home	0	0	0	0	0	0	0	0
SIMPSON County Total:	0	0	0	0	0	0	0	0
WARREN								
Christian Health Center, Bowling Green	0	0	0	0	0	0	0	0
Fern Terrace of Bowling Green	2	730	5	1,825	57	20,805	50	18,250
The Haven At Massey Springs	0	0	0	0	0	0	0	0
WARREN County Total:	2	730	5	1,825	57	20,805	50	18,250
LifeSkills CMHC Total:	10	3,035	9	2,869	134	36,690	86	28,153
Mountain								
JOHNSON								
Venture Home of Paintsville	13	3,015	7	2,055	30	3,745	30	7,220
JOHNSON County Total:	13	3,015	7	2,055	30	3,745	30	7,220
MAGOFFIN								
Salyersville Nursing and Rehabilitation Center	0	0	0	0	0	0	0	0
MAGOFFIN County Total:	0	0	0	0	0	0	0	0

*CMHC - Community Mental Health Center

*SMI - Severe Mental Illness

*State Supp - Supplementation for needy persons who are aged, blind or have a disability (KRS 205.245)

2018 ANNUAL KENTUCKY LONG TERM CARE UTILIZATION AND SERVICE REPORT

Table 2DD - Personal Care Bed Census by Gender & Ages 18 - 64

Patients With SMI Receiving State Supplementation

CMHC Region / County / Facility	18-34				35-64			
	Male SMI State Supp Census	Male SMI State Supp Inpatient Days	Female SMI State Supp Census	Female SMI State Supp Inpatient Days	Male SMI State Supp Census	Male SMI State Supp Inpatient Days	Female SMI State Supp Census	Female SMI State Supp Inpatient Days
MARTIN								
Martin County Health Care Facility	0	0	0	0	0	0	0	0
MARTIN County Total:	0	0	0	0	0	0	0	0
PIKE								
Good Shepherd Community Nursing Center	0	0	0	0	0	0	0	0
PIKE County Total:	0	0	0	0	0	0	0	0
Mountain CMHC Total:	13	3,015	7	2,055	30	3,745	30	7,220
NorthKey								
BOONE								
Colonial Gardens	0	0	0	0	0	0	0	0
BOONE County Total:	0	0	0	0	0	0	0	0
CAMPBELL								
Carmel Manor	0	0	0	0	0	0	0	0
The Seasons at Alexandria	0	0	0	0	0	0	0	0
CAMPBELL County Total:	0	0	0	0	0	0	0	0
CARROLL								
Carrollton Manor	1	365	2	439	11	3,286	9	2,364
Valley Haven Rest Home	3	1,095	0	0	50	7,625	0	0
CARROLL County Total:	4	1,460	2	439	61	10,911	9	2,364
GRANT								
Jonesville Rest Home	4	1,374	4	445	14	4,082	8	1,294
GRANT County Total:	4	1,374	4	445	14	4,082	8	1,294
KENTON								
Brookdale Edgewood	0	0	0	0	0	0	0	0
Covington Ladies Home	0	0	0	0	0	0	0	0
Emerald Trace	0	0	0	0	0	0	0	0
Ivy Knoll	0	0	0	0	0	0	0	0
Madonna Manor	0	0	0	0	0	0	0	0
Regency Manor	0	0	0	0	4	606	4	976

*CMHC - Community Mental Health Center

*SMI - Severe Mental Illness

*State Supp - Supplementation for needy persons who are aged, blind or have a disability (KRS 205.245)

2018 ANNUAL KENTUCKY LONG TERM CARE UTILIZATION AND SERVICE REPORT

Table 2DD - Personal Care Bed Census by Gender & Ages 18 - 64

Patients With SMI Receiving State Supplementation

CMHC Region / County / Facility	18-34				35-64			
	Male SMI State Supp Census	Male SMI State Supp Inpatient Days	Female SMI State Supp Census	Female SMI State Supp Inpatient Days	Male SMI State Supp Census	Male SMI State Supp Inpatient Days	Female SMI State Supp Census	Female SMI State Supp Inpatient Days
Regency Manor North	0	0	0	0	3	1,095	1	20
St Charles Care Center	0	0	0	0	0	0	0	0
KENTON County Total:	0	0	0	0	7	1,701	5	996
PENDLETON								
Falmouth Nursing Home	1	365	1	365	16	4,475	12	3,754
The Front Gate	0	0	5	1,825	5	1,825	4	1,460
PENDLETON County Total:	1	365	6	2,190	21	6,300	16	5,214
NorthKey CMHC Total:	9	3,199	12	3,074	103	22,994	38	9,868
Pathways								
BOYD								
Artrips Personal Care Home	0	0	3	1,095	4	850	7	2,555
Hamilton's Personal Care Home	0	0	0	0	6	2,129	3	1,095
King's Daughters And Sons Home	0	0	0	0	0	0	0	0
BOYD County Total:	0	0	3	1,095	10	2,979	10	3,650
GREENUP								
Frasure's Personal Care Home	6	1,336	5	1,160	23	5,280	23	5,354
Morning Pointe Of Russell	0	0	0	0	0	0	0	0
Russell Convalescent Home	0	0	1	365	24	7,183	6	1,620
The Lantern At Morning Pointe	0	0	0	0	0	0	0	0
Alzheimers and Memory Care								
Trinity Station Retirement Community	0	0	0	0	0	0	0	0
GREENUP County Total:	6	1,336	6	1,525	47	12,463	29	6,974
LAWRENCE								
The Jordan Center	0	0	0	0	0	0	0	0
LAWRENCE County Total:	0	0	0	0	0	0	0	0
MENIFEE								
Edgewood Estates	0	0	0	0	0	0	0	0
MENIFEE County Total:	0	0	0	0	0	0	0	0
MONTGOMERY								
Regency Memory Care	0	0	0	0	0	0	0	0
MONTGOMERY County Total:	0	0	0	0	0	0	0	0

*CMHC - Community Mental Health Center

*SMI - Severe Mental Illness

*State Supp - Supplementation for needy persons who are aged, blind or have a disability (KRS 205.245)

2018 ANNUAL KENTUCKY LONG TERM CARE UTILIZATION AND SERVICE REPORT

Table 2DD - Personal Care Bed Census by Gender & Ages 18 - 64

Patients With SMI Receiving State Supplementation

CMHC Region / County / Facility	18-34				35-64			
	Male SMI State Supp Census	Male SMI State Supp Inpatient Days	Female SMI State Supp Census	Female SMI State Supp Inpatient Days	Male SMI State Supp Census	Male SMI State Supp Inpatient Days	Female SMI State Supp Census	Female SMI State Supp Inpatient Days
MORGAN								
West Liberty Nursing and Rehabilitation Center	0	0	0	0	0	0	0	0
MORGAN County Total:	0	0	0	0	0	0	0	0
Pathways CMHC Total:	6	1,336	9	2,620	57	15,442	39	10,624
Pennyroyal								
CALDWELL								
Highland Homes, Inc.	6	2,190	12	4,380	27	9,855	16	5,840
CALDWELL County Total:	6	2,190	12	4,380	27	9,855	16	5,840
CHRISTIAN								
Christian County Manor	0	0	1	365	19	6,119	16	3,989
Christian Health Center, Hopkinsville	0	0	0	0	0	0	0	0
Pennyrile Home	4	1,092	1	126	22	6,077	23	6,429
CHRISTIAN County Total:	4	1,092	2	491	41	12,196	39	10,418
CRITTENDEN								
Crittenden County Health and Rehabilitation Center	0	0	0	0	0	0	0	0
CRITTENDEN County Total:	0	0	0	0	0	0	0	0
HOPKINS								
The Homestead	10	2,218	2	552	26	7,411	18	5,528
The Oaks PCH/Madisonville	1	365	1	365	29	8,135	16	1,200
HOPKINS County Total:	11	2,583	3	917	55	15,546	34	6,728
LYON								
River's Bend Retirement Community	0	0	0	0	0	0	0	0
LYON County Total:	0	0	0	0	0	0	0	0
MUHLENBERG								
Diversicare of Greenville	0	0	0	0	0	0	0	0
Sparks Nursing Center	0	0	0	0	4	1,460	3	938
MUHLENBERG County Total:	0	0	0	0	4	1,460	3	938

*CMHC - Community Mental Health Center

*SMI - Severe Mental Illness

*State Supp - Supplementation for needy persons who are aged, blind or have a disability (KRS 205.245)

2018 ANNUAL KENTUCKY LONG TERM CARE UTILIZATION AND SERVICE REPORT

Table 2DD - Personal Care Bed Census by Gender & Ages 18 - 64

Patients With SMI Receiving State Supplementation

CMHC Region / County / Facility	18-34				35-64			
	Male SMI State Supp Census	Male SMI State Supp Inpatient Days	Female SMI State Supp Census	Female SMI State Supp Inpatient Days	Male SMI State Supp Census	Male SMI State Supp Inpatient Days	Female SMI State Supp Census	Female SMI State Supp Inpatient Days
TRIGG								
Better Senior Living	1	365	0	0	9	2,872	6	1,785
TRIGG County Total:	1	365	0	0	9	2,872	6	1,785
Pennyroyal CMHC Total:	22	6,230	17	5,788	136	41,929	98	25,709
River Valley								
DAVISS								
Bishop Soenneker Home	0	0	0	0	5	1,825	7	2,200
Carmel Home	0	0	0	0	0	0	0	0
Davco Rest Home	2	369	8	1,259	50	14,287	43	10,240
Fern Terrace of Owensboro	0	0	0	0	15	3,123	11	2,890
Owensboro Center	0	0	0	0	6	2,190	1	365
Rosedale Rest Home	11	1,159	3	821	24	1,754	10	973
DAVISS County Total:	13	1,528	11	2,080	100	23,179	72	16,668
HANCOCK								
The Oaks PCH/Lewisport	11	3,453	0	0	46	13,988	6	1,434
HANCOCK County Total:	11	3,453	0	0	46	13,988	6	1,434
HENDERSON								
Henderson Manor	0	0	1	25	4	365	7	2,555
HENDERSON County Total:	0	0	1	25	4	365	7	2,555
MCLEAN								
Sunny Acres	0	0	0	0	15	4,776	2	509
MCLEAN County Total:	0	0	0	0	15	4,776	2	509
OHIO								
Beaver Dam Nursing and Rehab Center	0	0	0	0	3	1,095	0	0
OHIO County Total:	0	0	0	0	3	1,095	0	0
UNION								
Breckinridge Place	0	0	0	0	0	0	0	0
UNION County Total:	0	0	0	0	0	0	0	0
River Valley CMHC Total:	24	4,981	12	2,105	168	43,403	87	21,166

*CMHC - Community Mental Health Center

*SMI - Severe Mental Illness

*State Supp - Supplementation for needy persons who are aged, blind or have a disability (KRS 205.245)

2018 ANNUAL KENTUCKY LONG TERM CARE UTILIZATION AND SERVICE REPORT

Table 2DD - Personal Care Bed Census by Gender & Ages 18 - 64

Patients With SMI Receiving State Supplementation

CMHC Region / County / Facility	18-34				35-64			
	Male SMI State Supp Census	Male SMI State Supp Inpatient Days	Female SMI State Supp Census	Female SMI State Supp Inpatient Days	Male SMI State Supp Census	Male SMI State Supp Inpatient Days	Female SMI State Supp Census	Female SMI State Supp Inpatient Days
Seven Counties								
BULLITT								
Colonial House of Shepherdsville	0	0	0	0	23	8,395	15	5,475
BULLITT County Total:	0	0	0	0	23	8,395	15	5,475
JEFFERSON								
Atria Blankenbaker	0	0	0	0	0	0	0	0
Barton House of Louisville #1	0	0	0	0	0	0	0	0
Belmont Village	0	0	0	0	0	0	0	0
Brookdale Stonestreet	0	0	0	0	0	0	0	0
Eastern Star Home in KY	0	0	0	0	0	0	0	0
Episcopal Church Home	0	0	0	0	0	0	0	0
Exceptional Senior Living - Prospect	0	0	0	0	0	0	0	0
Forest Hills Commons	0	0	0	0	0	0	0	0
Forest Springs Health Campus	0	0	0	0	0	0	0	0
Hallmark House Louisville II	0	0	0	0	0	0	0	0
Heartsong Memory Care	0	0	0	0	0	0	0	0
Little Sisters of the Poor - St. Joseph's Home	0	0	0	0	0	0	0	0
Louisville Protestant Altenheim	0	0	0	0	0	0	0	0
Masonic Home of Louisville	0	0	0	0	0	0	0	0
Morning Pointe Of Louisville At South Hurstbourne	0	0	0	0	0	0	0	0
Nazareth Home	0	0	0	0	0	0	0	0
Nazareth Home Clifton	0	0	0	0	0	0	0	0
Park Louisville	0	0	0	0	0	0	0	0
Parr's at Springhurst	0	0	0	0	0	0	0	0
Rose Anna Hughes Home/Westminster	0	0	0	0	0	0	0	0
Stonecrest of Louisville	0	0	0	0	0	0	0	0
Sunrise of Louisville	0	0	0	0	0	0	0	0
Symphony at Oaklawn	0	0	0	0	0	0	0	0
Symphony at Valley Farms	0	0	0	0	0	0	0	0
The Forum at Brookside	0	0	0	0	0	0	0	0

*CMHC - Community Mental Health Center

*SMI - Severe Mental Illness

*State Supp - Supplementation for needy persons who are aged, blind or have a disability (KRS 205.245)

2018 ANNUAL KENTUCKY LONG TERM CARE UTILIZATION AND SERVICE REPORT

Table 2DD - Personal Care Bed Census by Gender & Ages 18 - 64

Patients With SMI Receiving State Supplementation

CMHC Region / County / Facility	18-34				35-64			
	Male SMI State Supp Census	Male SMI State Supp Inpatient Days	Female SMI State Supp Census	Female SMI State Supp Inpatient Days	Male SMI State Supp Census	Male SMI State Supp Inpatient Days	Female SMI State Supp Census	Female SMI State Supp Inpatient Days
The Lantern At Morning Pointe (Louisville)	0	0	0	0	0	0	0	0
Thrive At Beckley Creek	0	0	0	0	0	0	0	0
Treyton Oaks Towers	0	0	0	0	0	0	0	0
Wesley Manor	0	0	0	0	0	0	0	0
Westport Place Health Campus	0	0	0	0	0	0	0	0
JEFFERSON County Total:	0	0	0	0	0	0	0	0
SHELBY								
Colonial Hall Manor	2	279	1	140	26	7,941	14	2,886
Masonic Home of Shelbyville	0	0	0	0	0	0	0	0
SHELBY County Total:	2	279	1	140	26	7,941	14	2,886
Seven Counties CMHC Total:	2	279	1	140	49	16,336	29	8,361
State Total	128	30,283	90	24,077	927	255,757	612	169,919

*CMHC - Community Mental Health Center

*SMI - Severe Mental Illness

*State Supp - Supplementation for needy persons who are aged, blind or have a disability (KRS 205.245)

2018 ANNUAL KENTUCKY LONG TERM CARE UTILIZATION AND SERVICE REPORT

Table 2E - Personal Care Bed Census With SMI by Gender & Ages 65 & Older

CMHC Region / County / Facility	65-84				85 & Older			
	Male SMI Census	Male SMI Inpatient Days	Female SMI Census	Female SMI Inpatient Days	Male SMI Census	Male SMI Inpatient Days	Female SMI Census	Female SMI Inpatient Days
Adanta								
MCCREARY								
Cumberland Manor Rest Home	19	6,714	4	1,341	0	0	0	0
MCCREARY County Total:	19	6,714	4	1,341	0	0	0	0
PULASKI								
Crestview Personal Care	0	0	14	4,873	0	0	1	49
Somerview Personal Care Home	0	0	8	1,299	0	0	0	0
PULASKI County Total:	0	0	22	6,172	0	0	1	49
TAYLOR								
Bluegrass Way	0	0	0	0	0	0	0	0
TAYLOR County Total:	0	0	0	0	0	0	0	0
WAYNE								
Dishman Personal Care Home	8	2,594	4	1,373	0	0	1	45
Hicks' Golden Years Nursing Home	0	0	0	0	0	0	0	0
WAYNE County Total:	8	2,594	4	1,373	0	0	1	45
Adanta CMHC Total:	27	9,308	30	8,886	0	0	2	94
Bluegrass								
ANDERSON								
Signature Healthcare at Heritage Hall Rehab	0	0	0	0	0	0	0	0
ANDERSON County Total:	0	0	0	0	0	0	0	0
BOURBON								
Bourbon Heights	0	0	0	0	0	0	0	0
BOURBON County Total:	0	0	0	0	0	0	0	0
BOYLE								
McDowell Place of Danville	0	0	0	0	0	0	0	0
Morning Pointe of Danville	0	0	0	0	0	0	0	0
BOYLE County Total:	0	0	0	0	0	0	0	0
ESTILL								
Irvine Nursing and Rehabilitation	0	0	0	0	0	0	0	0
ESTILL County Total:	0	0	0	0	0	0	0	0
FAYETTE								
Brookdale Richmond Place	0	0	0	0	0	0	0	0
Central Ky Recovery Center Unit 1	1	279	1	237	0	0	0	0

*CMHC - Community Mental Health Center

*SMI - Severe Mental Illness

2018 ANNUAL KENTUCKY LONG TERM CARE UTILIZATION AND SERVICE REPORT

Table 2E - Personal Care Bed Census With SMI by Gender & Ages 65 & Older

CMHC Region / County / Facility	65-84				85 & Older			
	Male SMI Census	Male SMI Inpatient Days	Female SMI Census	Female SMI Inpatient Days	Male SMI Census	Male SMI Inpatient Days	Female SMI Census	Female SMI Inpatient Days
Central KY Recovery Center Unit 2	0	0	1	21	0	0	0	0
Lantern at Morning Pointe Alz and Memory Care	0	0	0	0	0	0	0	0
Legacy Reserve at Fritz Farm	0	0	0	0	0	0	0	0
Lexington Country Place	0	0	0	0	0	0	0	0
Mayfair Village Retirement Center	0	0	0	0	0	0	0	0
Morning Pointe of Lexington	0	0	0	0	0	0	0	0
Morning Pointe of Lexington East	0	0	0	0	0	0	1	52
Provision Living At Beaumont Centre	0	0	0	0	0	0	0	0
Signature Healthcare At Tanbark Rehab	0	0	0	0	0	0	0	0
The Breckinridge	0	0	0	0	0	0	0	0
The Legacy At The Willows	0	0	0	0	0	0	0	0
The Willows At Fritz Farm	0	0	0	0	0	0	0	0
The Willows at Hamburg	0	0	0	0	0	0	0	0
Willows at Citation	0	0	0	0	0	0	0	0
FAYETTE County Total:	1	279	2	258	0	0	1	52
FRANKLIN								
Dominion Senior Living of Frankfort	0	0	0	0	0	0	0	0
Morning Pointe of Frankfort	0	0	0	0	0	0	0	0
The Lantern at Morning Pointe of Frankfort	0	0	0	0	0	0	0	0
FRANKLIN County Total:	0	0	0	0	0	0	0	0
HARRISON								
Cedar Ridge Health Campus	0	0	0	0	0	0	0	0
Parkside Manor	5	978	4	1,105	1	210	0	0
Shady Lawn Home	9	2,854	3	1,095	0	0	0	0
HARRISON County Total:	14	3,832	7	2,200	1	210	0	0
JESSAMINE								
Bridgepointe At Ashgrove Woods	0	0	0	0	0	0	0	0
Rose Terrace Lodge	5	1,618	7	1,996	0	0	0	0
Wesley Village	0	0	0	0	0	0	0	0
JESSAMINE County Total:	5	1,618	7	1,996	0	0	0	0

*CMHC - Community Mental Health Center

*SMI - Severe Mental Illness

2018 ANNUAL KENTUCKY LONG TERM CARE UTILIZATION AND SERVICE REPORT

Table 2E - Personal Care Bed Census With SMI by Gender & Ages 65 & Older

CMHC Region / County / Facility	65-84				85 & Older			
	Male SMI Census	Male SMI Inpatient Days	Female SMI Census	Female SMI Inpatient Days	Male SMI Census	Male SMI Inpatient Days	Female SMI Census	Female SMI Inpatient Days
LINCOLN								
Waynesburg Manor	2	730	1	365	0	0	0	0
LINCOLN County Total:	2	730	1	365	0	0	0	0
MADISON								
Dominion Senior Living of Richmond	0	0	0	0	0	0	0	0
Morning Pointe of Richmond	0	0	0	0	0	0	0	0
Telford Terrace	0	0	0	0	0	0	0	0
MADISON County Total:	0	0	0	0	0	0	0	0
MERCER								
The Willows at Harrodsburg	0	0	0	0	0	0	0	0
MERCER County Total:	0	0	0	0	0	0	0	0
POWELL								
Stanton Nursing and Rehabilitation Center	0	0	1	365	0	0	0	0
POWELL County Total:	0	0	1	365	0	0	0	0
SCOTT								
Dover Manor	0	0	0	0	0	0	0	0
The Meadows At Windsor Gardens	0	0	0	0	0	0	0	0
SCOTT County Total:	0	0	0	0	0	0	0	0
WOODFORD								
Taylor Manor Nursing Home	0	0	0	0	0	0	0	0
The Homeplace At Midway	0	0	0	0	0	0	0	0
WOODFORD County Total:	0	0	0	0	0	0	0	0
Bluegrass CMHC Total:	22	6,459	18	5,184	1	210	1	52
Communicare								
GRAYSON								
Grayson Manor	0	0	0	0	0	0	0	0
GRAYSON County Total:	0	0	0	0	0	0	0	0
HARDIN								
Signature Healthcare at North Hardin Rehab	0	0	0	0	0	0	0	0
HARDIN County Total:	0	0	0	0	0	0	0	0
MARION								
Loretto Motherhouse Infirmary	0	0	1	24	0	0	5	1,460

*CMHC - Community Mental Health Center

*SMI - Severe Mental Illness

2018 ANNUAL KENTUCKY LONG TERM CARE UTILIZATION AND SERVICE REPORT

Table 2E - Personal Care Bed Census With SMI by Gender & Ages 65 & Older

CMHC Region / County / Facility	65-84				85 & Older			
	Male SMI Census	Male SMI Inpatient Days	Female SMI Census	Female SMI Inpatient Days	Male SMI Census	Male SMI Inpatient Days	Female SMI Census	Female SMI Inpatient Days
The Village of Lebanon II	0	0	0	0	0	0	0	0
MARION County Total:	0	0	1	24	0	0	5	1,460
MEADE								
Brandenburg Nursing and Rehabilitation	0	0	0	0	0	0	0	0
MEADE County Total:	0	0	0	0	0	0	0	0
NELSON								
Windsor Gardens CCRC	0	0	0	0	0	0	0	0
NELSON County Total:	0	0	0	0	0	0	0	0
WASHINGTON								
Sansbury Care Center	0	0	0	0	0	0	0	0
WASHINGTON County Total:	0	0	0	0	0	0	0	0
Communicare CMHC Total:	0	0	1	24	0	0	5	1,460
Cumberland River								
BELL								
Generations Center of Middlesboro	28	10,220	9	3,285	0	0	0	0
BELL County Total:	28	10,220	9	3,285	0	0	0	0
HARLAN								
The Laurels	14	5,110	15	5,475	0	0	2	730
HARLAN County Total:	14	5,110	15	5,475	0	0	2	730
KNOX								
Christian Health Center - Corbin	0	0	1	255	0	0	0	0
KNOX County Total:	0	0	1	255	0	0	0	0
Cumberland River CMHC Total:	42	15,330	25	9,015	0	0	2	730
Four Rivers								
CALLOWAY								
Fern Terrace of Murray	9	2,120	6	1,699	0	0	0	0
Gardens At Hickory Woods	0	0	0	0	0	0	0	0
CALLOWAY County Total:	9	2,120	6	1,699	0	0	0	0
CARLISLE								
Countryside Center	0	0	0	0	0	0	0	0
CARLISLE County Total:	0	0	0	0	0	0	0	0

*CMHC - Community Mental Health Center

*SMI - Severe Mental Illness

2018 ANNUAL KENTUCKY LONG TERM CARE UTILIZATION AND SERVICE REPORT

Table 2E - Personal Care Bed Census With SMI by Gender & Ages 65 & Older

CMHC Region / County / Facility	65-84				85 & Older			
	Male SMI Census	Male SMI Inpatient Days	Female SMI Census	Female SMI Inpatient Days	Male SMI Census	Male SMI Inpatient Days	Female SMI Census	Female SMI Inpatient Days
GRAVES								
Fern Terrace of Mayfield	10	3,650	10	3,650	0	0	0	0
GRAVES County Total:	10	3,650	10	3,650	0	0	0	0
HICKMAN								
Clinton Hickman County Nursing Facility	0	0	0	0	0	0	0	0
Clinton Place	0	0	0	0	0	0	0	0
HICKMAN County Total:	0	0	0	0	0	0	0	0
MCCRACKEN								
Gaither Suites at West Park	0	0	0	0	0	0	0	0
MCCRACKEN County Total:	0	0	0	0	0	0	0	0
Four Rivers CMHC Total:	19	5,770	16	5,349	0	0	0	0
Kentucky River								
KNOTT								
Golden Years Rest Home	10	1,171	3	800	0	0	0	0
KNOTT County Total:	10	1,171	3	800	0	0	0	0
OWSLEY								
Owsley County Health Care Center	0	0	0	0	0	0	0	0
OWSLEY County Total:	0	0	0	0	0	0	0	0
Kentucky River CMHC Total:	10	1,171	3	800	0	0	0	0
LifeSkills								
ALLEN								
Cornerstone Manor	7	1,641	2	401	0	0	0	0
Scottsville Manor	4	1,036	3	1,095	0	0	0	0
ALLEN County Total:	11	2,677	5	1,496	0	0	0	0
BARREN								
NHC HealthCare, Glasgow	1	361	1	361	0	0	2	251
BARREN County Total:	1	361	1	361	0	0	2	251
EDMONSON								
Edmonson Center	0	0	0	0	0	0	0	0
EDMONSON County Total:	0	0	0	0	0	0	0	0
HART								
Hart County Manor	2	730	2	730	1	365	1	365
HART County Total:	2	730	2	730	1	365	1	365

*CMHC - Community Mental Health Center

*SMI - Severe Mental Illness

2018 ANNUAL KENTUCKY LONG TERM CARE UTILIZATION AND SERVICE REPORT

Table 2E - Personal Care Bed Census With SMI by Gender & Ages 65 & Older

CMHC Region / County / Facility	65-84				85 & Older			
	Male SMI Census	Male SMI Inpatient Days	Female SMI Census	Female SMI Inpatient Days	Male SMI Census	Male SMI Inpatient Days	Female SMI Census	Female SMI Inpatient Days
METCALFE								
Harper's Home for the Aged	0	0	0	0	0	0	0	0
Metcalfe Health Care Center	0	0	0	0	0	0	0	0
METCALFE County Total:	0	0	0	0	0	0	0	0
SIMPSON								
Lewis Memorial Methodist Home	0	0	9	2,250	0	0	3	973
SIMPSON County Total:	0	0	9	2,250	0	0	3	973
WARREN								
Christian Health Center, Bowling Green	0	0	0	0	0	0	0	0
Fern Terrace of Bowling Green	16	5,840	19	6,935	0	0	0	0
The Haven At Massey Springs	1	357	3	797	2	675	5	1,506
WARREN County Total:	17	6,197	22	7,732	2	675	5	1,506
LifeSkills CMHC Total:	31	9,965	39	12,569	3	1,040	11	3,095
Mountain								
JOHNSON								
Venture Home of Paintsville	14	2,055	17	2,940	0	0	0	0
JOHNSON County Total:	14	2,055	17	2,940	0	0	0	0
MAGOFFIN								
Salyersville Nursing and Rehabilitation Center	0	0	0	0	0	0	0	0
MAGOFFIN County Total:	0	0	0	0	0	0	0	0
MARTIN								
Martin County Health Care Facility	0	0	0	0	0	0	0	0
MARTIN County Total:	0	0	0	0	0	0	0	0
PIKE								
Good Shepherd Community Nursing Center	0	0	1	45	0	0	0	0
PIKE County Total:	0	0	1	45	0	0	0	0
Mountain CMHC Total:	14	2,055	18	2,985	0	0	0	0
NorthKey								
BOONE								
Colonial Gardens	0	0	0	0	0	0	0	0
BOONE County Total:	0	0	0	0	0	0	0	0

*CMHC - Community Mental Health Center

*SMI - Severe Mental Illness

2018 ANNUAL KENTUCKY LONG TERM CARE UTILIZATION AND SERVICE REPORT

Table 2E - Personal Care Bed Census With SMI by Gender & Ages 65 & Older

CMHC Region / County / Facility	65-84				85 & Older			
	Male SMI Census	Male SMI Inpatient Days	Female SMI Census	Female SMI Inpatient Days	Male SMI Census	Male SMI Inpatient Days	Female SMI Census	Female SMI Inpatient Days
CAMPBELL								
Carmel Manor	0	0	0	0	0	0	1	365
The Seasons at Alexandria	0	0	0	0	0	0	0	0
CAMPBELL County Total:	0	0	0	0	0	0	1	365
CARROLL								
Carrollton Manor	8	2,186	6	1,755	0	0	0	0
Valley Haven Rest Home	0	0	0	0	0	0	0	0
CARROLL County Total:	8	2,186	6	1,755	0	0	0	0
GRANT								
Jonesville Rest Home	3	297	1	365	0	0	0	0
GRANT County Total:	3	297	1	365	0	0	0	0
KENTON								
Brookdale Edgewood	0	0	0	0	0	0	0	0
Covington Ladies Home	0	0	0	0	0	0	0	0
Emerald Trace	0	0	0	0	0	0	0	0
Ivy Knoll	0	0	0	0	0	0	0	0
Madonna Manor	0	0	0	0	0	0	1	104
Regency Manor	1	365	6	2,123	1	365	0	0
Regency Manor North	1	365	3	1,095	0	0	0	0
St Charles Care Center	0	0	0	0	0	0	0	0
KENTON County Total:	2	730	9	3,218	1	365	1	104
PENDLETON								
Falmouth Nursing Home	2	365	0	0	0	0	0	0
The Front Gate	5	1,825	0	0	0	0	0	0
PENDLETON County Total:	7	2,190	0	0	0	0	0	0
NorthKey CMHC Total:	20	5,403	16	5,338	1	365	2	469
Pathways								
BOYD								
Artrips Personal Care Home	3	1,095	4	1,460	1	365	1	365
Hamilton's Personal Care Home	2	730	1	365	0	0	0	0
King's Daughters And Sons Home	0	0	0	0	0	0	0	0
BOYD County Total:	5	1,825	5	1,825	1	365	1	365

*CMHC - Community Mental Health Center

*SMI - Severe Mental Illness

2018 ANNUAL KENTUCKY LONG TERM CARE UTILIZATION AND SERVICE REPORT

Table 2E - Personal Care Bed Census With SMI by Gender & Ages 65 & Older

CMHC Region / County / Facility	65-84				85 & Older			
	Male SMI Census	Male SMI Inpatient Days	Female SMI Census	Female SMI Inpatient Days	Male SMI Census	Male SMI Inpatient Days	Female SMI Census	Female SMI Inpatient Days
GREENUP								
Frasure's Personal Care Home	13	3,008	12	2,760	1	365	1	365
Morning Pointe Of Russell	0	0	0	0	0	0	0	0
Russell Convalescent Home	1	365	1	365	0	0	0	0
The Lantern At Morning Pointe Alzheimers and Memory Care	0	0	0	0	0	0	1	365
Trinity Station Retirement Community	0	0	0	0	0	0	0	0
GREENUP County Total:	14	3,373	13	3,125	1	365	2	730
LAWRENCE								
The Jordan Center	0	0	0	0	0	0	0	0
LAWRENCE County Total:	0	0	0	0	0	0	0	0
MENIFEE								
Edgewood Estates	0	0	0	0	0	0	0	0
MENIFEE County Total:	0	0	0	0	0	0	0	0
MONTGOMERY								
Regency Memory Care	0	0	0	0	0	0	0	0
MONTGOMERY County Total:	0	0	0	0	0	0	0	0
MORGAN								
West Liberty Nursing and Rehabilitation Center	0	0	0	0	0	0	0	0
MORGAN County Total:	0	0	0	0	0	0	0	0
Pathways CMHC Total:	19	5,198	18	4,950	2	730	3	1,095
Pennyroyal								
CALDWELL								
Highland Homes, Inc.	10	3,650	0	0	0	0	0	0
CALDWELL County Total:	10	3,650	0	0	0	0	0	0
CHRISTIAN								
Christian County Manor	8	2,764	5	1,790	0	0	0	0
Christian Health Center, Hopkinsville	0	0	1	365	0	0	1	365
Pennyrile Home	17	1,825	13	1,975	0	0	1	365
CHRISTIAN County Total:	25	4,589	19	4,130	0	0	2	730

*CMHC - Community Mental Health Center

*SMI - Severe Mental Illness

2018 ANNUAL KENTUCKY LONG TERM CARE UTILIZATION AND SERVICE REPORT

Table 2E - Personal Care Bed Census With SMI by Gender & Ages 65 & Older

CMHC Region / County / Facility	65-84				85 & Older			
	Male SMI Census	Male SMI Inpatient Days	Female SMI Census	Female SMI Inpatient Days	Male SMI Census	Male SMI Inpatient Days	Female SMI Census	Female SMI Inpatient Days
CRITTENDEN								
Crittenden County Health and Rehabilitation Center	0	0	0	0	0	0	0	0
CRITTENDEN County Total:	0	0	0	0	0	0	0	0
HOPKINS								
The Homestead	3	829	5	1,382	0	0	0	0
The Oaks PCH/Madisonville	2	600	2	730	0	0	0	0
HOPKINS County Total:	5	1,429	7	2,112	0	0	0	0
LYON								
River's Bend Retirement Community	1	261	0	0	0	0	0	0
LYON County Total:	1	261	0	0	0	0	0	0
MUHLENBERG								
Diversicare of Greenville	0	0	0	0	0	0	0	0
Sparks Nursing Center	0	0	1	365	0	0	0	0
MUHLENBERG County Total:	0	0	1	365	0	0	0	0
TRIGG								
Better Senior Living	19	5,775	9	2,857	1	365	1	365
TRIGG County Total:	19	5,775	9	2,857	1	365	1	365
Pennyroyal CMHC Total:	60	15,704	36	9,464	1	365	3	1,095
River Valley								
DAVIESS								
Bishop Soenneker Home	9	2,412	19	5,942	1	208	6	1,786
Carmel Home	0	0	0	0	0	0	0	0
Davco Rest Home	7	1,768	12	4,380	0	0	0	0
Fern Terrace of Owensboro	10	2,455	25	7,002	0	0	0	0
Owensboro Center	4	1,460	7	2,555	0	0	0	0
Rosedale Rest Home	3	236	2	2	0	0	0	0
DAVIESS County Total:	33	8,331	65	19,881	1	208	6	1,786
HANCOCK								
The Oaks PCH/Lewisport	5	1,362	1	365	0	0	0	0
HANCOCK County Total:	5	1,362	1	365	0	0	0	0

*CMHC - Community Mental Health Center

*SMI - Severe Mental Illness

2018 ANNUAL KENTUCKY LONG TERM CARE UTILIZATION AND SERVICE REPORT

Table 2E - Personal Care Bed Census With SMI by Gender & Ages 65 & Older

CMHC Region / County / Facility	65-84				85 & Older			
	Male SMI Census	Male SMI Inpatient Days	Female SMI Census	Female SMI Inpatient Days	Male SMI Census	Male SMI Inpatient Days	Female SMI Census	Female SMI Inpatient Days
HENDERSON								
Henderson Manor	3	1,095	6	1,940	0	0	0	0
HENDERSON County Total:	3	1,095	6	1,940	0	0	0	0
MCLEAN								
Sunny Acres	4	1,095	1	117	0	0	0	0
MCLEAN County Total:	4	1,095	1	117	0	0	0	0
OHIO								
Beaver Dam Nursing and Rehab Center	0	0	0	0	0	0	0	0
OHIO County Total:	0	0	0	0	0	0	0	0
UNION								
Breckinridge Place	0	0	0	0	0	0	0	0
UNION County Total:	0	0	0	0	0	0	0	0
River Valley CMHC Total:	45	11,883	73	22,303	1	208	6	1,786
Seven Counties								
BULLITT								
Colonial House of Shepherdsville	9	3,285	6	2,190	0	0	0	0
BULLITT County Total:	9	3,285	6	2,190	0	0	0	0
JEFFERSON								
Atria Blankenbaker	0	0	0	0	0	0	0	0
Barton House of Louisville #1	0	0	0	0	0	0	0	0
Belmont Village	0	0	0	0	0	0	0	0
Brookdale Stonestreet	0	0	0	0	0	0	0	0
Eastern Star Home in KY	0	0	0	0	0	0	0	0
Episcopal Church Home	0	0	0	0	0	0	0	0
Exceptional Senior Living - Prospect	0	0	0	0	0	0	0	0
Forest Hills Commons	0	0	0	0	0	0	0	0
Forest Springs Health Campus	0	0	0	0	0	0	0	0
Hallmark House Louisville II	0	0	0	0	0	0	0	0
Heartsong Memory Care	2	93	1	365	0	0	0	0
Little Sisters of the Poor - St. Joseph's Home	0	0	0	0	0	0	2	458
Louisville Protestant Altenheim	0	0	1	365	0	0	0	0
Masonic Home of Louisville	2	730	5	1,210	0	0	4	898

*CMHC - Community Mental Health Center

*SMI - Severe Mental Illness

2018 ANNUAL KENTUCKY LONG TERM CARE UTILIZATION AND SERVICE REPORT

Table 2E - Personal Care Bed Census With SMI by Gender & Ages 65 & Older

CMHC Region / County / Facility	65-84				85 & Older			
	Male SMI Census	Male SMI Inpatient Days	Female SMI Census	Female SMI Inpatient Days	Male SMI Census	Male SMI Inpatient Days	Female SMI Census	Female SMI Inpatient Days
Morning Pointe Of Louisville At South Hurstbourne	0	0	0	0	0	0	0	0
Nazareth Home	3	871	2	205	2	345	8	1,549
Nazareth Home Clifton	0	0	2	730	0	0	0	0
Park Louisville	0	0	0	0	0	0	1	317
Parr's at Springhurst	2	730	7	2,555	3	1,095	29	10,585
Rose Anna Hughes Home/Westminster	2	522	2	730	1	204	4	584
Stonecrest of Louisville	0	0	0	0	0	0	0	0
Sunrise of Louisville	1	365	1	365	0	0	0	0
Symphony at Oaklawn	0	0	0	0	0	0	0	0
Symphony at Valley Farms	0	0	0	0	0	0	0	0
The Forum at Brookside	0	0	0	0	0	0	0	0
The Lantern At Morning Pointe (Louisville)	0	0	0	0	0	0	0	0
Thrive At Beckley Creek	0	0	0	0	0	0	0	0
Treyton Oaks Towers	1	365	0	0	1	365	1	365
Wesley Manor	0	0	0	0	0	0	0	0
Westport Place Health Campus	0	0	0	0	0	0	0	0
JEFFERSON County Total:	13	3,676	21	6,525	7	2,009	49	14,756
SHELBY								
Colonial Hall Manor	11	3,508	12	3,132	0	0	0	0
Masonic Home of Shelbyville	0	0	0	0	0	0	0	0
SHELBY County Total:	11	3,508	12	3,132	0	0	0	0
Seven Counties CMHC Total:	33	10,469	39	11,847	7	2,009	49	14,756
State Total	342	98,715	332	98,714	16	4,927	84	24,632

*CMHC - Community Mental Health Center

*SMI - Severe Mental Illness

2018 ANNUAL KENTUCKY CHEMICAL DEPENDENCY UTILIZATION AND SERVICE REPORT

Table 2EE - Personal Care Bed Census by Gender & Ages 65 & Older

Patients With SMI Receiving State Supplementation

CMHC Region / County / Facility	65-84				85 & Older			
	Male SMI State Supp Census	Male SMI State Supp Inpatient Days	Female SMI State Supp Census	Female SMI State Supp Inpatient Days	Male SMI State Supp Census	Male SMI State Supp Inpatient Days	Female SMI State Supp Census	Female SMI State Supp Inpatient Days
Adanta								
MCCREARY								
Cumberland Manor Rest Home	19	6,714	4	1,341	0	0	0	0
MCCREARY County Total:	19	6,714	4	1,341	0	0	0	0
PULASKI								
Crestview Personal Care	0	0	14	4,873	0	0	1	49
Somerview Personal Care Home	0	0	7	1,253	0	0	0	0
PULASKI County Total:	0	0	21	6,126	0	0	1	49
TAYLOR								
Bluegrass Way	0	0	0	0	0	0	0	0
TAYLOR County Total:	0	0	0	0	0	0	0	0
WAYNE								
Dishman Personal Care Home	6	1,864	4	1,373	0	0	1	45
Hicks' Golden Years Nursing Home	0	0	0	0	0	0	0	0
WAYNE County Total:	6	1,864	4	1,373	0	0	1	45
Adanta CMHC Total:	25	8,578	29	8,840	0	0	2	94
Bluegrass								
ANDERSON								
Signature Healthcare at Heritage Hall Rehab	0	0	0	0	0	0	0	0
ANDERSON County Total:	0	0	0	0	0	0	0	0
BOURBON								
Bourbon Heights	0	0	0	0	0	0	0	0
BOURBON County Total:	0	0	0	0	0	0	0	0
BOYLE								
McDowell Place of Danville	0	0	0	0	0	0	0	0
Morning Pointe of Danville	0	0	0	0	0	0	0	0
BOYLE County Total:	0	0	0	0	0	0	0	0
ESTILL								
Irvine Nursing and Rehabilitation	0	0	0	0	0	0	0	0
ESTILL County Total:	0	0	0	0	0	0	0	0

*CMHC - Community Mental Health Center

*SMI - Severe Mental Illness

*State Supp - Supplementation for needy persons who are aged, blind or have a disability (KRS 205.245)

2018 ANNUAL KENTUCKY CHEMICAL DEPENDENCY UTILIZATION AND SERVICE REPORT

Table 2EE - Personal Care Bed Census by Gender & Ages 65 & Older

Patients With SMI Receiving State Supplementation

CMHC Region / County / Facility	65-84				85 & Older			
	Male SMI State Supp Census	Male SMI State Supp Inpatient Days	Female SMI State Supp Census	Female SMI State Supp Inpatient Days	Male SMI State Supp Census	Male SMI State Supp Inpatient Days	Female SMI State Supp Census	Female SMI State Supp Inpatient Days
FAYETTE								
Brookdale Richmond Place	0	0	0	0	0	0	0	0
Central Ky Recovery Center Unit 1	0	0	0	0	0	0	0	0
Central KY Recovery Center Unit 2	0	0	1	21	0	0	0	0
Lantern at Morning Pointe Alz and Memory Care	0	0	0	0	0	0	0	0
Legacy Reserve at Fritz Farm	0	0	0	0	0	0	0	0
Lexington Country Place	0	0	0	0	0	0	0	0
Mayfair Village Retirement Center	0	0	0	0	0	0	0	0
Morning Pointe of Lexington	0	0	0	0	0	0	0	0
Morning Pointe of Lexington East	0	0	0	0	0	0	0	0
Provision Living At Beaumont Centre	0	0	0	0	0	0	0	0
Signature Healthcare At Tanbark Rehab	0	0	0	0	0	0	0	0
The Breckinridge	0	0	0	0	0	0	0	0
The Legacy At The Willows	0	0	0	0	0	0	0	0
The Willows At Fritz Farm	0	0	0	0	0	0	0	0
The Willows at Hamburg	0	0	0	0	0	0	0	0
Willows at Citation	0	0	0	0	0	0	0	0
FAYETTE County Total:	0	0	1	21	0	0	0	0
FRANKLIN								
Dominion Senior Living of Frankfort	0	0	0	0	0	0	0	0
Morning Pointe of Frankfort	0	0	0	0	0	0	0	0
The Lantern at Morning Pointe of Frankfort	0	0	0	0	0	0	0	0
FRANKLIN County Total:	0	0	0	0	0	0	0	0
HARRISON								
Cedar Ridge Health Campus	0	0	0	0	0	0	0	0
Parkside Manor	5	978	3	740	1	210	0	0
Shady Lawn Home	9	2,854	2	730	0	0	0	0
HARRISON County Total:	14	3,832	5	1,470	1	210	0	0
JESSAMINE								
Bridgepointe At Ashgrove Woods	0	0	0	0	0	0	0	0
Rose Terrace Lodge	5	1,618	6	1,266	0	0	0	0

*CMHC - Community Mental Health Center

*SMI - Severe Mental Illness

*State Supp - Supplementation for needy persons who are aged, blind or have a disability (KRS 205.245)

2018 ANNUAL KENTUCKY CHEMICAL DEPENDENCY UTILIZATION AND SERVICE REPORT

Table 2EE - Personal Care Bed Census by Gender & Ages 65 & Older

Patients With SMI Receiving State Supplementation

CMHC Region / County / Facility	65-84				85 & Older			
	Male SMI State Supp Census	Male SMI State Supp Inpatient Days	Female SMI State Supp Census	Female SMI State Supp Inpatient Days	Male SMI State Supp Census	Male SMI State Supp Inpatient Days	Female SMI State Supp Census	Female SMI State Supp Inpatient Days
Wesley Village	0	0	0	0	0	0	0	0
JESSAMINE County Total:	5	1,618	6	1,266	0	0	0	0
LINCOLN								
Waynesburg Manor	2	730	1	365	0	0	0	0
LINCOLN County Total:	2	730	1	365	0	0	0	0
MADISON								
Dominion Senior Living of Richmond	0	0	0	0	0	0	0	0
Morning Pointe of Richmond	0	0	0	0	0	0	0	0
Telford Terrace	0	0	0	0	0	0	0	0
MADISON County Total:	0	0	0	0	0	0	0	0
MERCER								
The Willows at Harrodsburg	0	0	0	0	0	0	0	0
MERCER County Total:	0	0	0	0	0	0	0	0
POWELL								
Stanton Nursing and Rehabilitation Center	0	0	1	365	0	0	0	0
POWELL County Total:	0	0	1	365	0	0	0	0
SCOTT								
Dover Manor	0	0	0	0	0	0	0	0
The Meadows At Windsor Gardens	0	0	0	0	0	0	0	0
SCOTT County Total:	0	0	0	0	0	0	0	0
WOODFORD								
Taylor Manor Nursing Home	0	0	0	0	0	0	0	0
The Homeplace At Midway	0	0	0	0	0	0	0	0
WOODFORD County Total:	0	0	0	0	0	0	0	0
Bluegrass CMHC Total:	21	6,180	14	3,487	1	210	0	0
Communicare								
GRAYSON								
Grayson Manor	0	0	0	0	0	0	0	0
GRAYSON County Total:	0	0	0	0	0	0	0	0

*CMHC - Community Mental Health Center

*SMI - Severe Mental Illness

*State Supp - Supplementation for needy persons who are aged, blind or have a disability (KRS 205.245)

2018 ANNUAL KENTUCKY CHEMICAL DEPENDENCY UTILIZATION AND SERVICE REPORT

Table 2EE - Personal Care Bed Census by Gender & Ages 65 & Older

Patients With SMI Receiving State Supplementation

CMHC Region / County / Facility	65-84				85 & Older			
	Male SMI State Supp Census	Male SMI State Supp Inpatient Days	Female SMI State Supp Census	Female SMI State Supp Inpatient Days	Male SMI State Supp Census	Male SMI State Supp Inpatient Days	Female SMI State Supp Census	Female SMI State Supp Inpatient Days
HARDIN								
Signature Healthcare at North Hardin Rehab	0	0	0	0	0	0	0	0
HARDIN County Total:	0	0	0	0	0	0	0	0
MARION								
Loretto Motherhouse Infirmary	0	0	0	0	0	0	3	1,095
The Village of Lebanon II	0	0	0	0	0	0	0	0
MARION County Total:	0	0	0	0	0	0	3	1,095
MEADE								
Brandenburg Nursing and Rehabilitation	0	0	0	0	0	0	0	0
MEADE County Total:	0	0	0	0	0	0	0	0
NELSON								
Windsor Gardens CCRC	0	0	0	0	0	0	0	0
NELSON County Total:	0	0	0	0	0	0	0	0
WASHINGTON								
Sansbury Care Center	0	0	0	0	0	0	0	0
WASHINGTON County Total:	0	0	0	0	0	0	0	0
Communicare CMHC Total:	0	0	0	0	0	0	3	1,095
Cumberland River								
BELL								
Generations Center of Middlesboro	28	10,220	9	3,285	0	0	0	0
BELL County Total:	28	10,220	9	3,285	0	0	0	0
HARLAN								
The Laurels	14	5,110	15	5,475	0	0	0	0
HARLAN County Total:	14	5,110	15	5,475	0	0	0	0
KNOX								
Christian Health Center - Corbin	0	0	1	255	0	0	0	0
KNOX County Total:	0	0	1	255	0	0	0	0
Cumberland River CMHC Total:	42	15,330	25	9,015	0	0	0	0
Four Rivers								
CALLOWAY								
Fern Terrace of Murray	4	1,031	5	1,334	0	0	0	0

*CMHC - Community Mental Health Center

*SMI - Severe Mental Illness

*State Supp - Supplementation for needy persons who are aged, blind or have a disability (KRS 205.245)

2018 ANNUAL KENTUCKY CHEMICAL DEPENDENCY UTILIZATION AND SERVICE REPORT

Table 2EE - Personal Care Bed Census by Gender & Ages 65 & Older

Patients With SMI Receiving State Supplementation

CMHC Region / County / Facility	65-84				85 & Older			
	Male SMI State Supp Census	Male SMI State Supp Inpatient Days	Female SMI State Supp Census	Female SMI State Supp Inpatient Days	Male SMI State Supp Census	Male SMI State Supp Inpatient Days	Female SMI State Supp Census	Female SMI State Supp Inpatient Days
Gardens At Hickory Woods	0	0	0	0	0	0	0	0
CALLOWAY County Total:	4	1,031	5	1,334	0	0	0	0
CARLISLE								
Countryside Center	0	0	0	0	0	0	0	0
CARLISLE County Total:	0	0	0	0	0	0	0	0
GRAVES								
Fern Terrace of Mayfield	9	3,285	8	2,920	0	0	0	0
GRAVES County Total:	9	3,285	8	2,920	0	0	0	0
HICKMAN								
Clinton Hickman County Nursing Facility	0	0	0	0	0	0	0	0
Clinton Place	0	0	0	0	0	0	0	0
HICKMAN County Total:	0	0	0	0	0	0	0	0
MCCRACKEN								
Gaither Suites at West Park	0	0	0	0	0	0	0	0
MCCRACKEN County Total:	0	0	0	0	0	0	0	0
Four Rivers CMHC Total:	13	4,316	13	4,254	0	0	0	0
Kentucky River								
KNOTT								
Golden Years Rest Home	7	2,020	3	730	0	0	0	0
KNOTT County Total:	7	2,020	3	730	0	0	0	0
OWSLEY								
Owsley County Health Care Center	0	0	0	0	0	0	0	0
OWSLEY County Total:	0	0	0	0	0	0	0	0
Kentucky River CMHC Total:	7	2,020	3	730	0	0	0	0
LifeSkills								
ALLEN								
Cornerstone Manor	7	1,641	2	401	0	0	0	0
Scottsville Manor	3	671	1	365	0	0	0	0
ALLEN County Total:	10	2,312	3	766	0	0	0	0

*CMHC - Community Mental Health Center

*SMI - Severe Mental Illness

*State Supp - Supplementation for needy persons who are aged, blind or have a disability (KRS 205.245)

2018 ANNUAL KENTUCKY CHEMICAL DEPENDENCY UTILIZATION AND SERVICE REPORT

Table 2EE - Personal Care Bed Census by Gender & Ages 65 & Older

Patients With SMI Receiving State Supplementation

CMHC Region / County / Facility	65-84				85 & Older			
	Male SMI State Supp Census	Male SMI State Supp Inpatient Days	Female SMI State Supp Census	Female SMI State Supp Inpatient Days	Male SMI State Supp Census	Male SMI State Supp Inpatient Days	Female SMI State Supp Census	Female SMI State Supp Inpatient Days
BARREN								
NHC HealthCare, Glasgow	0	0	0	0	0	0	0	0
BARREN County Total:	0	0	0	0	0	0	0	0
EDMONSON								
Edmonson Center	0	0	0	0	0	0	0	0
EDMONSON County Total:	0	0	0	0	0	0	0	0
HART								
Hart County Manor	2	730	2	730	1	365	1	365
HART County Total:	2	730	2	730	1	365	1	365
METCALFE								
Harper's Home for the Aged	0	0	0	0	0	0	0	0
Metcalfe Health Care Center	0	0	0	0	0	0	0	0
METCALFE County Total:	0	0	0	0	0	0	0	0
SIMPSON								
Lewis Memorial Methodist Home	0	0	2	533	0	0	1	243
SIMPSON County Total:	0	0	2	533	0	0	1	243
WARREN								
Christian Health Center, Bowling Green	0	0	0	0	0	0	0	0
Fern Terrace of Bowling Green	8	2,920	19	6,935	0	0	0	0
The Haven At Massey Springs	0	0	0	0	0	0	0	0
WARREN County Total:	8	2,920	19	6,935	0	0	0	0
LifeSkills CMHC Total:	20	5,962	26	8,964	1	365	2	608
Mountain								
JOHNSON								
Venture Home of Paintsville	13	2,055	18	2,940	0	0	0	0
JOHNSON County Total:	13	2,055	18	2,940	0	0	0	0
MAGOFFIN								
Salyersville Nursing and Rehabilitation Center	0	0	0	0	0	0	0	0
MAGOFFIN County Total:	0	0	0	0	0	0	0	0

*CMHC - Community Mental Health Center

*SMI - Severe Mental Illness

*State Supp - Supplementation for needy persons who are aged, blind or have a disability (KRS 205.245)

2018 ANNUAL KENTUCKY CHEMICAL DEPENDENCY UTILIZATION AND SERVICE REPORT

Table 2EE - Personal Care Bed Census by Gender & Ages 65 & Older

Patients With SMI Receiving State Supplementation

CMHC Region / County / Facility	65-84				85 & Older			
	Male SMI State Supp Census	Male SMI State Supp Inpatient Days	Female SMI State Supp Census	Female SMI State Supp Inpatient Days	Male SMI State Supp Census	Male SMI State Supp Inpatient Days	Female SMI State Supp Census	Female SMI State Supp Inpatient Days
MARTIN								
Martin County Health Care Facility	0	0	0	0	0	0	0	0
MARTIN County Total:	0	0	0	0	0	0	0	0
PIKE								
Good Shepherd Community Nursing Center	0	0	0	0	0	0	0	0
PIKE County Total:	0	0	0	0	0	0	0	0
Mountain CMHC Total:	13	2,055	18	2,940	0	0	0	0
NorthKey								
BOONE								
Colonial Gardens	0	0	0	0	0	0	0	0
BOONE County Total:	0	0	0	0	0	0	0	0
CAMPBELL								
Carmel Manor	0	0	0	0	0	0	0	0
The Seasons at Alexandria	0	0	0	0	0	0	0	0
CAMPBELL County Total:	0	0	0	0	0	0	0	0
CARROLL								
Carrollton Manor	6	1,574	5	1,755	0	0	0	0
Valley Haven Rest Home	0	0	0	0	0	0	0	0
CARROLL County Total:	6	1,574	5	1,755	0	0	0	0
GRANT								
Jonesville Rest Home	2	79	1	365	0	0	0	0
GRANT County Total:	2	79	1	365	0	0	0	0
KENTON								
Brookdale Edgewood	0	0	0	0	0	0	0	0
Covington Ladies Home	0	0	0	0	0	0	0	0
Emerald Trace	0	0	0	0	0	0	0	0
Ivy Knoll	0	0	0	0	0	0	0	0
Madonna Manor	0	0	0	0	0	0	0	0
Regency Manor	1	365	3	1,028	1	365	0	0

*CMHC - Community Mental Health Center

*SMI - Severe Mental Illness

*State Supp - Supplementation for needy persons who are aged, blind or have a disability (KRS 205.245)

2018 ANNUAL KENTUCKY CHEMICAL DEPENDENCY UTILIZATION AND SERVICE REPORT

Table 2EE - Personal Care Bed Census by Gender & Ages 65 & Older

Patients With SMI Receiving State Supplementation

CMHC Region / County / Facility	65-84				85 & Older			
	Male SMI State Supp Census	Male SMI State Supp Inpatient Days	Female SMI State Supp Census	Female SMI State Supp Inpatient Days	Male SMI State Supp Census	Male SMI State Supp Inpatient Days	Female SMI State Supp Census	Female SMI State Supp Inpatient Days
Regency Manor North	0	0	2	730	0	0	0	0
St Charles Care Center	0	0	0	0	0	0	0	0
KENTON County Total:	1	365	5	1,758	1	365	0	0
PENDLETON								
Falmouth Nursing Home	2	365	0	0	0	0	0	0
The Front Gate	5	1,825	0	0	0	0	0	0
PENDLETON County Total:	7	2,190	0	0	0	0	0	0
NorthKey CMHC Total:	16	4,208	11	3,878	1	365	0	0
Pathways								
BOYD								
Artrips Personal Care Home	3	1,095	3	1,095	0	0	1	365
Hamilton's Personal Care Home	1	365	1	365	0	0	0	0
King's Daughters And Sons Home	0	0	0	0	0	0	0	0
BOYD County Total:	4	1,460	4	1,460	0	0	1	365
GREENUP								
Frasure's Personal Care Home	12	2,791	12	2,760	1	365	1	365
Morning Pointe Of Russell	0	0	0	0	0	0	0	0
Russell Convalescent Home	1	365	1	365	0	0	0	0
The Lantern At Morning Pointe Alzheimers and Memory Care	0	0	0	0	0	0	0	0
Trinity Station Retirement Community	0	0	0	0	0	0	0	0
GREENUP County Total:	13	3,156	13	3,125	1	365	1	365
LAWRENCE								
The Jordan Center	0	0	0	0	0	0	0	0
LAWRENCE County Total:	0	0	0	0	0	0	0	0
MENIFEE								
Edgewood Estates	0	0	0	0	0	0	0	0
MENIFEE County Total:	0	0	0	0	0	0	0	0
MONTGOMERY								
Regency Memory Care	0	0	0	0	0	0	0	0
MONTGOMERY County Total:	0	0	0	0	0	0	0	0

*CMHC - Community Mental Health Center

*SMI - Severe Mental Illness

*State Supp - Supplementation for needy persons who are aged, blind or have a disability (KRS 205.245)

2018 ANNUAL KENTUCKY CHEMICAL DEPENDENCY UTILIZATION AND SERVICE REPORT

Table 2EE - Personal Care Bed Census by Gender & Ages 65 & Older

Patients With SMI Receiving State Supplementation

CMHC Region / County / Facility	65-84				85 & Older			
	Male SMI State Supp Census	Male SMI State Supp Inpatient Days	Female SMI State Supp Census	Female SMI State Supp Inpatient Days	Male SMI State Supp Census	Male SMI State Supp Inpatient Days	Female SMI State Supp Census	Female SMI State Supp Inpatient Days
MORGAN								
West Liberty Nursing and Rehabilitation Center	0	0	0	0	0	0	0	0
MORGAN County Total:	0	0	0	0	0	0	0	0
Pathways CMHC Total:	17	4,616	17	4,585	1	365	2	730
Pennyroyal								
CALDWELL								
Highland Homes, Inc.	7	2,555	0	0	0	0	0	0
CALDWELL County Total:	7	2,555	0	0	0	0	0	0
CHRISTIAN								
Christian County Manor	6	2,190	5	1,662	0	0	0	0
Christian Health Center, Hopkinsville	0	0	0	0	0	0	0	0
Pennyryle Home	15	2,141	13	1,975	0	0	1	365
CHRISTIAN County Total:	21	4,331	18	3,637	0	0	1	365
CRITTENDEN								
Crittenden County Health and Rehabilitation Center	0	0	0	0	0	0	0	0
CRITTENDEN County Total:	0	0	0	0	0	0	0	0
HOPKINS								
The Homestead	3	829	5	1,312	0	0	0	0
The Oaks PCH/Madisonville	2	600	1	365	0	0	0	0
HOPKINS County Total:	5	1,429	6	1,677	0	0	0	0
LYON								
River's Bend Retirement Community	1	261	0	0	0	0	0	0
LYON County Total:	1	261	0	0	0	0	0	0
MUHLENBERG								
Diversicare of Greenville	0	0	0	0	0	0	0	0
Sparks Nursing Center	0	0	1	365	0	0	0	0
MUHLENBERG County Total:	0	0	1	365	0	0	0	0

*CMHC - Community Mental Health Center

*SMI - Severe Mental Illness

*State Supp - Supplementation for needy persons who are aged, blind or have a disability (KRS 205.245)

2018 ANNUAL KENTUCKY CHEMICAL DEPENDENCY UTILIZATION AND SERVICE REPORT

Table 2EE - Personal Care Bed Census by Gender & Ages 65 & Older

Patients With SMI Receiving State Supplementation

CMHC Region / County / Facility	65-84				85 & Older			
	Male SMI State Supp Census	Male SMI State Supp Inpatient Days	Female SMI State Supp Census	Female SMI State Supp Inpatient Days	Male SMI State Supp Census	Male SMI State Supp Inpatient Days	Female SMI State Supp Census	Female SMI State Supp Inpatient Days
TRIGG								
Better Senior Living	5	1,510	9	2,275	0	0	0	0
TRIGG County Total:	5	1,510	9	2,275	0	0	0	0
Pennyroyal CMHC Total:	39	10,086	34	7,954	0	0	1	365
River Valley								
DAVIESS								
Bishop Soenneker Home	6	1,667	10	3,096	0	0	1	365
Carmel Home	0	0	0	0	0	0	0	0
Davco Rest Home	7	1,768	12	4,380	0	0	0	0
Fern Terrace of Owensboro	8	1,725	21	6,637	0	0	0	0
Owensboro Center	0	0	6	2,190	1	365	0	0
Rosedale Rest Home	3	236	2	2	0	0	0	0
DAVIESS County Total:	24	5,396	51	16,305	1	365	1	365
HANCOCK								
The Oaks PCH/Lewisport	4	997	1	365	0	0	0	0
HANCOCK County Total:	4	997	1	365	0	0	0	0
HENDERSON								
Henderson Manor	2	730	6	1,940	0	0	0	0
HENDERSON County Total:	2	730	6	1,940	0	0	0	0
MCLEAN								
Sunny Acres	3	1,095	1	117	0	0	0	0
MCLEAN County Total:	3	1,095	1	117	0	0	0	0
OHIO								
Beaver Dam Nursing and Rehab Center	0	0	0	0	0	0	0	0
OHIO County Total:	0	0	0	0	0	0	0	0
UNION								
Breckinridge Place	0	0	0	0	0	0	0	0
UNION County Total:	0	0	0	0	0	0	0	0
River Valley CMHC Total:	33	8,218	59	18,727	1	365	1	365

*CMHC - Community Mental Health Center

*SMI - Severe Mental Illness

*State Supp - Supplementation for needy persons who are aged, blind or have a disability (KRS 205.245)

2018 ANNUAL KENTUCKY CHEMICAL DEPENDENCY UTILIZATION AND SERVICE REPORT

Table 2EE - Personal Care Bed Census by Gender & Ages 65 & Older

Patients With SMI Receiving State Supplementation

CMHC Region / County / Facility	65-84				85 & Older			
	Male SMI State Supp Census	Male SMI State Supp Inpatient Days	Female SMI State Supp Census	Female SMI State Supp Inpatient Days	Male SMI State Supp Census	Male SMI State Supp Inpatient Days	Female SMI State Supp Census	Female SMI State Supp Inpatient Days
Seven Counties								
BULLITT								
Colonial House of Shepherdsville	4	1,460	6	2,190	0	0	0	0
BULLITT County Total:	4	1,460	6	2,190	0	0	0	0
JEFFERSON								
Atria Blankenbaker	0	0	0	0	0	0	0	0
Barton House of Louisville #1	0	0	0	0	0	0	0	0
Belmont Village	0	0	0	0	0	0	0	0
Brookdale Stonestreet	0	0	0	0	0	0	0	0
Eastern Star Home in KY	0	0	0	0	0	0	0	0
Episcopal Church Home	0	0	0	0	0	0	0	0
Exceptional Senior Living - Prospect	0	0	0	0	0	0	0	0
Forest Hills Commons	0	0	0	0	0	0	0	0
Forest Springs Health Campus	0	0	0	0	0	0	0	0
Hallmark House Louisville II	0	0	0	0	0	0	0	0
Heartsong Memory Care	0	0	0	0	0	0	0	0
Little Sisters of the Poor - St. Joseph's Home	0	0	1	365	0	0	0	0
Louisville Protestant Altenheim	0	0	0	0	0	0	0	0
Masonic Home of Louisville	2	730	2	730	0	0	0	0
Morning Pointe Of Louisville At South Hurstbourne	0	0	0	0	0	0	0	0
Nazareth Home	0	0	0	0	0	0	1	324
Nazareth Home Clifton	0	0	1	365	0	0	0	0
Park Louisville	0	0	0	0	0	0	0	0
Parr's at Springhurst	0	0	2	730	0	0	3	1,095
Rose Anna Hughes Home/Westminster	0	0	0	0	0	0	1	365
Stonecrest of Louisville	0	0	0	0	0	0	0	0
Sunrise of Louisville	0	0	0	0	0	0	0	0
Symphony at Oaklawn	0	0	0	0	0	0	0	0
Symphony at Valley Farms	0	0	0	0	0	0	0	0
The Forum at Brookside	0	0	0	0	0	0	0	0

*CMHC - Community Mental Health Center

*SMI - Severe Mental Illness

*State Supp - Supplementation for needy persons who are aged, blind or have a disability (KRS 205.245)

2018 ANNUAL KENTUCKY CHEMICAL DEPENDENCY UTILIZATION AND SERVICE REPORT

Table 2EE - Personal Care Bed Census by Gender & Ages 65 & Older

Patients With SMI Receiving State Supplementation

CMHC Region / County / Facility	65-84				85 & Older			
	Male SMI State Supp Census	Male SMI State Supp Inpatient Days	Female SMI State Supp Census	Female SMI State Supp Inpatient Days	Male SMI State Supp Census	Male SMI State Supp Inpatient Days	Female SMI State Supp Census	Female SMI State Supp Inpatient Days
The Lantern At Morning Pointe (Louisville)	0	0	0	0	0	0	0	0
Thrive At Beckley Creek	0	0	0	0	0	0	0	0
Treyton Oaks Towers	0	0	0	0	0	0	0	0
Wesley Manor	0	0	0	0	0	0	0	0
Westport Place Health Campus	0	0	0	0	0	0	0	0
JEFFERSON County Total:	2	730	6	2,190	0	0	5	1,784
SHELBY								
Colonial Hall Manor	11	3,143	12	2,727	0	0	0	0
Masonic Home of Shelbyville	0	0	0	0	0	0	0	0
SHELBY County Total:	11	3,143	12	2,727	0	0	0	0
Seven Counties CMHC Total:	17	5,333	24	7,107	0	0	5	1,784
State Total	263	76,902	273	80,481	5	1,670	16	5,041

*CMHC - Community Mental Health Center

*SMI - Severe Mental Illness

*State Supp - Supplementation for needy persons who are aged, blind or have a disability (KRS 205.245)

2018 ANNUAL KENTUCKY LONG TERM CARE UTILIZATION AND SERVICE REPORT

Table 3 - Census Data - Nursing Home (CCRC) Beds

ADD / Facility	Licensed Beds	Beds In Operation	Beginning Census	Admissions	Discharges	Deaths	Ending Census	Total Patient Days	Occupancy Percentage
ADD: 2 - Pennyrite									
CHRISTIAN									
Christian Health Center, Hopkinsville	2	2	2	0	0	0	2	730	100.00%
CHRISTIAN County Total:	2	2	2	0	0	0	2	730	100.00%
ADD: 2 Total	2	2	2	0	0	0	2	730	100.00%
ADD: 3 - Green River									
UNION									
Breckinridge Place	6	6	6	10	9	0	7	2,206	95.42%
UNION County Total:	6	6	6	10	9	0	7	2,206	95.42%
ADD: 3 Total	6	6	6	10	9	0	7	2,206	95.42%
ADD: 4 - Barren River									
WARREN									
Christian Health Center, Bowling Green	17	17	14	25	17	6	16	5,432	87.54%
WARREN County Total:	17	17	14	25	17	6	16	5,432	87.54%
ADD: 4 Total	17	17	14	25	17	6	16	5,432	87.54%
ADD: 5 - Lincoln Trail									
MARION									
The Village of Lebanon II	10	10	5	8	5	5	3	1,449	39.70%
MARION County Total:	10	10	5	8	5	5	3	1,449	39.70%
NELSON									
Windsor Gardens CCRC	11	11	4	4	1	3	4	1,330	33.13%
NELSON County Total:	11	11	4	4	1	3	4	1,330	33.13%
ADD: 5 Total	21	21	9	12	6	8	7	2,779	36.26%
ADD: 6 - KIPDA									
JEFFERSON									
Christian Health Center of Louisville	4	4	2	16	18	0	0	603	41.30%
Episcopal Church Home	46	14	11	16	1	13	13	4,334	25.81%
Louisville Protestant Altenheim	8	8	7	7	3	6	5	1,783	61.06%
Nazareth Home Clifton	6	6	1	1	0	1	1	525	23.97%
The Forum at Brookside	18	18	15	25	18	7	15	5,407	82.30%
JEFFERSON County Total:	82	50	36	65	40	27	34	12,652	42.27%
ADD: 6 Total	82	50	36	65	40	27	34	12,652	42.27%

2018 ANNUAL KENTUCKY LONG TERM CARE UTILIZATION AND SERVICE REPORT

Table 3 - Census Data - Nursing Home (CCRC) Beds

ADD / Facility	Licensed Beds	Beds In Operation	Beginning Census	Admissions	Discharges	Deaths	Ending Census	Total Patient Days	Occupancy Percentage
ADD: 7 - Northern KY									
KENTON									
Madonna Manor	1	1	1	2	1	1	1	312	85.48%
KENTON County Total:	1	1	1	2	1	1	1	312	85.48%
ADD: 7 Total	1	1	1	2	1	1	1	312	85.48%
ADD: 10 - FIVCO									
GREENUP									
Trinity Station Retirement Community	17	17	15	12	3	9	15	5,343	86.11%
GREENUP County Total:	17	17	15	12	3	9	15	5,343	86.11%
ADD: 10 Total	17	17	15	12	3	9	15	5,343	86.11%
ADD: 13 - Cumberland Valley									
KNOX									
Christian Health Center - Corbin	4	4	1	9	9	0	1	261	17.88%
KNOX County Total:	4	4	1	9	9	0	1	261	17.88%
LAUREL									
Laurel Heights Home for the Elderly	17	17	17	24	19	5	17	5,956	95.99%
LAUREL County Total:	17	17	17	24	19	5	17	5,956	95.99%
ADD: 13 Total	21	21	18	33	28	5	18	6,217	81.11%
ADD: 14 - Lake Cumberland									
PULASKI									
The Neighborhood Nursing Facility	12	12	12	3	0	4	11	4,368	99.73%
PULASKI County Total:	12	12	12	3	0	4	11	4,368	99.73%
ADD: 14 Total	12	12	12	3	0	4	11	4,368	99.73%
ADD: 15 - Bluegrass									
FAYETTE									
Sayre Christian Village Nursing Home	11	11	10	40	34	7	9	3,246	80.85%
The Willows at Hamburg	10	10	10	21	16	5	10	3,588	98.30%
FAYETTE County Total:	21	21	20	61	50	12	19	6,834	89.16%
HARRISON									
Cedar Ridge Health Campus	5	5	4	22	19	2	5	1,539	84.33%
HARRISON County Total:	5	5	4	22	19	2	5	1,539	84.33%
JESSAMINE									
Wesley Village	36	30	27	12	0	13	26	9,750	74.20%
JESSAMINE County Total:	36	30	27	12	0	13	26	9,750	74.20%

2018 ANNUAL KENTUCKY LONG TERM CARE UTILIZATION AND SERVICE REPORT

Table 3 - Census Data - Nursing Home (CCRC) Beds

ADD / Facility	Licensed Beds	Beds In Operation	Beginning Census	Admissions	Discharges	Deaths	Ending Census	Total Patient Days	Occupancy Percentage
MADISON									
Telford Terrace	26	26	15	17	19	2	11	5,064	53.36%
MADISON County Total:	26	26	15	17	19	2	11	5,064	53.36%
WOODFORD									
The Homeplace At Midway	1	1	1	1	0	1	1	354	96.99%
WOODFORD County Total:	1	1	1	1	0	1	1	354	96.99%
ADD: 15 Total	89	83	67	113	88	30	62	23,541	72.47%
Statewide Total	268	230	180	275	192	90	173	63,580	64.92%

2018 ANNUAL KENTUCKY LONG TERM CARE UTILIZATION AND SERVICE REPORT

Table 4 - Census Data - Nursing Home (Non-CCRC) Beds

ADD / Facility	Licensed Beds	Beds In Operation	Beginning Census	Admissions	Discharges	Deaths	Ending Census	Total Patient Days	Occupancy Percentage
ADD: 3 - Green River									
DAVISS									
Hermitage Care and Rehabilitation Center	22	22	19	145	134	10	20	7,300	90.91%
DAVISS County Total:	22	22	19	145	134	10	20	7,300	90.91%
WEBSTER									
Shemwell Nursing Home	20	20	18	1	1	1	17	6,205	85.00%
WEBSTER County Total:	20	20	18	1	1	1	17	6,205	85.00%
ADD: 3 Total	42	42	37	146	135	11	37	13,505	88.10%
ADD: 5 - Lincoln Trail									
MARION									
The Village of Lebanon II	28	28	21	152	141	12	20	6,555	64.14%
MARION County Total:	28	28	21	152	141	12	20	6,555	64.14%
ADD: 5 Total	28	28	21	152	141	12	20	6,555	64.14%
ADD: 15 - Bluegrass									
BOURBON									
Bourbon Heights	32	32	29	54	46	12	25	10,082	86.32%
BOURBON County Total:	32	32	29	54	46	12	25	10,082	86.32%
MERCER									
The Willows at Harrodsburg	9	9	0	23	14	3	6	2,190	66.67%
MERCER County Total:	9	9	0	23	14	3	6	2,190	66.67%
WOODFORD									
Taylor Manor Nursing Home	40	40	27	28	6	15	34	12,678	86.84%
WOODFORD County Total:	40	40	27	28	6	15	34	12,678	86.84%
ADD: 15 Total	81	81	56	105	66	30	65	24,950	84.39%
Statewide Total	151	151	114	403	342	53	122	45,010	81.67%

2018 ANNUAL KENTUCKY LONG TERM CARE UTILIZATION AND SERVICE REPORT

Table 5 - Census Data - Intermediate Care Beds

ADD / Facility	Licensed Beds	Beds In Operation	Beginning Census	Admissions	Discharges	Deaths	Ending Census	Total Patient Days	Occupancy Percentage
ADD: 3 - Green River									
WEBSTER									
Shemwell Nursing Home	2	2	1	1	0	0	2	730	100.00%
WEBSTER County Total:	2	2	1	1	0	0	2	730	100.00%
ADD: 3 Total	2	2	1	1	0	0	2	730	100.00%
ADD: 4 - Barren River									
WARREN									
Christian Health Center, Bowling Green	2	2	2	3	3	0	2	606	83.01%
WARREN County Total:	2	2	2	3	3	0	2	606	83.01%
ADD: 4 Total	2	2	2	3	3	0	2	606	83.01%
ADD: 6 - KIPDA									
JEFFERSON									
Eastern Star Home in KY	18	18	18	16	8	13	13	4,713	71.74%
Louisville Protestant Altenheim	24	24	14	17	3	14	14	5,152	58.81%
The Forum at Brookside	2	2	2	2	2	1	1	671	91.92%
JEFFERSON County Total:	44	44	34	35	13	28	28	10,536	65.60%
ADD: 6 Total	44	44	34	35	13	28	28	10,536	65.60%
ADD: 15 - Bluegrass									
HARRISON									
Cedar Ridge Health Campus	2	2	2	2	2	0	2	668	91.51%
HARRISON County Total:	2	2	2	2	2	0	2	668	91.51%
JESSAMINE									
Wesley Village	2	1	1	1	1	0	1	359	49.18%
JESSAMINE County Total:	2	1	1	1	1	0	1	359	49.18%
MADISON									
Telford Terrace	2	2	1	1	1	0	1	354	48.49%
MADISON County Total:	2	2	1	1	1	0	1	354	48.49%
WOODFORD									
Taylor Manor Nursing Home	18	18	12	9	6	5	10	3,601	54.81%
WOODFORD County Total:	18	18	12	9	6	5	10	3,601	54.81%
ADD: 15 Total	24	23	16	13	10	5	14	4,982	56.87%
Statewide Total	72	71	53	52	26	33	46	16,854	64.13%

2018 ANNUAL KENTUCKY LONG TERM CARE UTILIZATION AND SERVICE REPORT

Table 6 - Census Data - Alzheimer Facility Beds

ADD / Facility	Licensed Beds	Beds In Operation	Beginning Census	Admissions	Discharges	Deaths	Ending Census	Total Patient Days	Occupancy Percentage
ADD: 3 - Green River									
DAVIESS									
Wellington Parc of Owensboro	60	60	52	39	22	22	47	17,517	79.99%
DAVIESS County Total:	60	60	52	39	22	22	47	17,517	79.99%
ADD: 3 Total	60	60	52	39	22	22	47	17,517	79.99%
ADD: 4 - Barren River									
WARREN									
Magnolia Village Care	60	60	57	75	56	21	55	21,100	96.35%
WARREN County Total:	60	60	57	75	56	21	55	21,100	96.35%
ADD: 4 Total	60	60	57	75	56	21	55	21,100	96.35%
Statewide Total	120	120	109	114	78	43	102	38,617	88.17%

2018 ANNUAL KENTUCKY LONG TERM CARE UTILIZATION AND SERVICE REPORT

Table 7 - Census Data - ICF/IID Beds

ADD / Facility	Licensed Beds	Beds In Operation	Beginning Census	Admissions	Discharges	Deaths	Ending Census	Total Patient Days	Occupancy Percentage
ADD: 2 - Pennyriple									
CHRISTIAN									
Outwood ICF/IID	80	80	34	3	4	1	32	12,124	41.52%
CHRISTIAN County Total:	80	80	34	3	4	1	32	12,124	41.52%
ADD: 2 Total	80	80	34	3	4	1	32	12,124	41.52%
ADD: 3 - Green River									
DAVIESS									
Wendell Foster's Campus for	63	63	63	3	0	3	63	22,932	99.73%
DAVIESS County Total:	63	63	63	3	0	3	63	22,932	99.73%
ADD: 3 Total	63	63	63	3	0	3	63	22,932	99.73%
ADD: 6 - KIPDA									
BULLITT									
Meadows ICF/IID	8	8	8	0	0	1	7	2,891	99.01%
BULLITT County Total:	8	8	8	0	0	1	7	2,891	99.01%
HENRY									
Cedar Lake Lodge Park Place I	8	8	8	1	1	0	8	2,920	100.00%
Cedar Lake Lodge Park Place II	8	8	8	1	0	1	8	2,896	99.18%
HENRY County Total:	16	16	16	2	1	1	16	5,816	99.59%
JEFFERSON									
Bingham Gardens	24	24	20	6	2	0	24	8,760	100.00%
Del Maria ICF/IID	8	8	8	0	0	0	8	2,920	100.00%
Hazelwood Center	201	116	72	6	4	8	66	25,537	34.81%
JEFFERSON County Total:	233	148	100	12	6	8	98	37,217	43.76%
OLDHAM									
Cedar Lake Lodge	63	63	63	6	2	4	63	22,844	99.34%
Cedar Lake Lodge Sycamore Run I	4	4	4	0	0	0	4	1,460	100.00%
Cedar Lake Lodge Sycamore Run II	4	4	4	0	0	0	4	1,460	100.00%
Windsong ICF/IID	8	8	7	1	1	1	6	2,530	86.64%
OLDHAM County Total:	79	79	78	7	3	5	77	28,294	98.12%
ADD: 6 Total	336	251	202	21	10	15	198	74,218	60.52%
ADD: 14 - Lake Cumberland									
PULASKI									
Oakwood ICF/IID Unit 1	60	60	44	4	1	2	45	16,354	74.68%
Oakwood ICF/IID Unit 2	48	48	35	7	5	0	37	13,936	79.54%

2018 ANNUAL KENTUCKY LONG TERM CARE UTILIZATION AND SERVICE REPORT

Table 7 - Census Data - ICF/IID Beds

ADD / Facility	Licensed Beds	Beds In Operation	Beginning Census	Admissions	Discharges	Deaths	Ending Census	Total Patient Days	Occupancy Percentage
Oakwood ICF/IID Unit 3	24	24	11	4	4	0	11	4,299	49.08%
Oakwood ICF/IID Unit 4	21	21	12	0	0	0	12	4,380	57.14%
PULASKI County Total:	153	153	102	15	10	2	105	38,969	69.78%
ADD: 14 Total	153	153	102	15	10	2	105	38,969	69.78%
Statewide Total	632	547	401	42	24	21	398	148,243	64.26%

2018 ANNUAL KENTUCKY LONG TERM CARE UTILIZATION AND SERVICE REPORT

Table 7A - ICF/IID Bed Transition Status by CMHC Region

CMHC Region / County / Facility	Licensed Beds	Individuals Served (Beginning Census + Admits)	Individuals Ready to Transition		Individuals Transitioned to Less Restrictive Placement		Individuals on Waiting List for Admisson to ICF	Percent Transitioned
			Individuals	Resident Days	Individuals	Resident Days		
Adanta								
PULASKI								
Oakwood ICF/IID Unit 1	60	48	11	4015	1	142	0	2.08%
Oakwood ICF/IID Unit 2	48	42	10	3650	2	588	0	4.76%
Oakwood ICF/IID Unit 3	24	15	1	365	1	249	0	6.67%
Oakwood ICF/IID Unit 4	21	12	0	0	0	0	0	0.00%
PULASKI County Total:	153	117	22	8,030	4	979	0	3.42%
Adanta CMHC Region Total:	153	117	22	8,030	4	979	0	3.42%
Pennyroyal								
CHRISTIAN								
Outwood ICF/IID	80	37	0	0	2	115	0	5.41%
CHRISTIAN County Total:	80	37	0	0	2	115	0	5.41%
Pennyroyal CMHC Region Total:	80	37	0	0	2	115	0	5.41%
River Valley								
DAVISS								
Wendell Foster's Campus for Developmental Disabilities	63	66	0	0	0	0	0	0.00%
DAVISS County Total:	63	66	0	0	0	0	0	0.00%
River Valley CMHC Region Total:	63	66	0	0	0	0	0	0.00%
Seven Counties								
BULLITT								
Meadows ICF/IID	8	8	4	1460	0	0	0	0.00%
BULLITT County Total:	8	8	4	1,460	0	0	0	0.00%
HENRY								
Cedar Lake Lodge Park Place I	8	9	0	0	0	0	0	0.00%
Cedar Lake Lodge Park Place II	8	9	0	0	0	0	0	0.00%
HENRY County Total:	16	18	0	0	0	0	0	0.00%
JEFFERSON								
Bingham Gardens	24	26	8	2920	0	0	0	0.00%
Del Maria ICF/IID	8	8	7	2555	0	0	0	0.00%
Hazelwood Center	201	78	38	13870	2	497	0	2.56%
JEFFERSON County Total:	233	112	53	19,345	2	497	0	1.79%

*CMHC – Community Mental Health Center.

*Percent Transitioned – Individuals Transitioned divided by Individuals Served (Beginning Census + Admits).

2018 ANNUAL KENTUCKY LONG TERM CARE UTILIZATION AND SERVICE REPORT

Table 7A - ICF/IID Bed Transition Status by CMHC Region

CMHC Region / County / Facility	Licensed Beds	Individuals Served (Beginning Census + Admits)	Individuals Ready to Transition		Individuals Transitioned to Less Restrictive Placement		Individuals on Waiting List for Admisson to ICF	Percent Transitioned
			Individuals	Resident Days	Individuals	Resident Days		
OLDHAM								
Cedar Lake Lodge	63	69	0	0	0	0	0	0.00%
Cedar Lake Lodge Sycamore Run I	4	4	0	0	0	0	0	0.00%
Cedar Lake Lodge Sycamore Run II	4	4	0	0	0	0	0	0.00%
Windsong ICF/IID	8	8	6	2190	0	0	0	0.00%
OLDHAM County Total:	79	85	6	2,190	0	0	0	0.00%
Seven Counties CMHC Region Total:	336	223	63	22,995	2	497	0	0.90%
State Total	632	443	85	31,025	8	1,591	0	1.81%

*CMHC – Community Mental Health Center.

*Percent Transitioned – Individuals Transitioned divided by Individuals Served (Beginning Census + Admits).

2018 ANNUAL KENTUCKY LONG TERM CARE UTILIZATION AND SERVICE REPORT

Table 7B - ICF/IID Bed, Reasons Individuals Not Transitioned by CMHC Region

CMHC Region / County / Facility	Individuals Ready to Transition	Family / Guardian Objection	Waiver Slots Unavailable	Required Services Unavailable	Willing Provider Unavailable	Other Reason Not Transitioned	Totals For Reasons Not Transitioned
Adanta							
Oakwood ICF/IID Unit 1	11	0	0	0	11	0	11
Oakwood ICF/IID Unit 2	10	0	0	0	10	0	10
Oakwood ICF/IID Unit 3	1	0	0	0	1	0	1
Oakwood ICF/IID Unit 4	0	0	0	0	0	0	0
PULASKI County Total:	22	0	0	0	22	0	22
Adanta CMHC Total:	22	0	0	0	22	0	22
Pennyroyal							
CHRISTIAN							
Outwood ICF/IID	0	0	0	0	0	0	0
CHRISTIAN County Total:	0	0	0	0	0	0	0
Pennyroyal CMHC Total:	0	0	0	0	0	0	0
River Valley							
DAVIESS							
Wendell Foster's Campus for Developmental Disabilities	0	0	0	0	0	0	0
DAVIESS County Total:	0	0	0	0	0	0	0
River Valley CMHC Total:	0	0	0	0	0	0	0
Seven Counties							
BULLITT							
Meadows ICF/IID	4	4	0	0	0	0	4
BULLITT County Total:	4	4	0	0	0	0	4
HENRY							
Cedar Lake Lodge Park Place I	0	0	0	0	0	0	0
Cedar Lake Lodge Park Place II	0	0	0	0	0	0	0
HENRY County Total:	0	0	0	0	0	0	0
JEFFERSON							
Bingham Gardens	8	8	0	0	0	0	8
Del Maria ICF/IID	7	7	0	0	0	0	7
Hazelwood Center	38	26	0	0	12	0	38
JEFFERSON County Total:	53	41	0	0	12	0	53
OLDHAM							
Cedar Lake Lodge	0	0	0	0	0	0	0

2018 ANNUAL KENTUCKY LONG TERM CARE UTILIZATION AND SERVICE REPORT

Table 7B - ICF/IID Bed, Reasons Individuals Not Transitioned by CMHC Region

CMHC Region / County / Facility	Individuals Ready to Transition	Family / Guardian Objection	Waiver Slots Unavailable	Required Services Unavailable	Willing Provider Unavailable	Other Reason Not Transitioned	Totals For Reasons Not Transitioned
Cedar Lake Lodge Sycamore Run I	0	0	0	0	0	0	0
Cedar Lake Lodge Sycamore Run II	0	0	0	0	0	0	0
Windsong ICF/IID	6	5	0	0	1	0	6
OLDHAM County Total:	6	5	0	0	1	0	6
Seven Counties CMHC Total:	63	50	0	0	13	0	63
State Total	85	50	0	0	35	0	85

Kentucky Annual Long-Term Care Services Report



Section II Payor Source Data

2018 ANNUAL KENTUCKY LONG TERM CARE UTILIZATION AND SERVICE REPORT

Table 8 - Payor Source- Nursing Facility Beds

Number of Patient Days by Primary Payor Source

ADD / Facility	Medicare	Medicaid	Private	Other	Total
ADD: 1 - Purchase					
BALLARD					
Life Care Center of LaCenter	3,912	12,478	3,268	984	20,642
BALLARD County Total:	3,912	12,478	3,268	984	20,642
CALLOWAY					
Spring Creek Health Care	10,042	28,420	10,318	7	48,787
CALLOWAY County Total:	10,042	28,420	10,318	7	48,787
CARLISLE					
Countryside Center	1,890	11,056	1,589	1,554	16,089
CARLISLE County Total:	1,890	11,056	1,589	1,554	16,089
FULTON					
Fulton Nursing and Rehab	2,589	15,357	51	610	18,607
FULTON County Total:	2,589	15,357	51	610	18,607
GRAVES					
Concordia Healthcare Center-Heritage Manor	270	1,659	102	116	2,147
Green Acres Health Care	2,983	13,745	643	5,231	22,602
Mills Health and Rehab Center	6,411	21,155	4,618	1,557	33,741
GRAVES County Total:	9,664	36,559	5,363	6,904	58,490
HICKMAN					
Clinton Hickman County Nursing Facility	1,879	11,045	2,941	67	15,932
Clinton Place	1,825	20,075	1,460	1,460	24,820
HICKMAN County Total:	3,704	31,120	4,401	1,527	40,752
MARSHALL					
Calvert City Convalescent Center	3,584	19,332	8,913	0	31,829
Lake Way Nursing and Rehabilitation Center	4,677	19,268	5,609	1,234	30,788
Oakview Nursing and Rehabilitation Center	5,145	17,290	2,580	937	25,952
MARSHALL County Total:	13,406	55,890	17,102	2,171	88,569
MCCRACKEN					
Baptist Health Paducah	0	0	0	0	0
Parkview Nursing and Rehabilitation Center (Paducah)	12,575	47,260	9,888	6,214	75,937
River Haven Nursing and Rehab	2,269	18,640	395	2,189	23,493
Stonecreek Health and Rehab	4,211	19,751	1,354	3,009	28,325

2018 ANNUAL KENTUCKY LONG TERM CARE UTILIZATION AND SERVICE REPORT

Table 8 - Payor Source- Nursing Facility Beds

Number of Patient Days by Primary Payor Source

ADD / Facility	Medicare	Medicaid	Private	Other	Total
Superior Care Home	13,153	8,864	6,162	6,131	34,310
MCCRACKEN County Total:	32,208	94,515	17,799	17,543	162,065
ADD: 1 Total	77,415	285,395	59,891	31,300	454,001
ADD: 2 - Pennyriple					
CALDWELL					
Princeton Health and Rehab Center	5,323	8,968	4,688	1,445	20,424
CALDWELL County Total:	5,323	8,968	4,688	1,445	20,424
CHRISTIAN					
Bradford Heights Health & Rehab Center	4,775	18,134	3,372	855	27,136
Christian Health Center, Hopkinsville	8,814	22,048	6,666	622	38,150
Christian Heights Nursing and Rehabilitation Center	1,272	13,002	289	43	14,606
Covington Convalescent Center	1,135	19,602	3,098	0	23,835
Western State Nursing Facility	0	24,748	0	9,240	33,988
CHRISTIAN County Total:	15,996	97,534	13,425	10,760	137,715
CRITTENDEN					
Crittenden County Health and Rehabilitation Center	3,841	20,511	1,693	886	26,931
CRITTENDEN County Total:	3,841	20,511	1,693	886	26,931
HOPKINS					
Baptist Health Madisonville	0	0	0	0	0
Brighton Cornerstone Health Care	1,453	18,382	761	256	20,852
Dawson Springs Health And Rehab Ctr	1,128	17,802	1,232	0	20,162
Hillside Center	2,693	16,252	921	602	20,468
Joseph Eddie Ballard Western Kentucky Veterans	987	11,063	9,665	10,774	32,489
Madisonville Health and Rehabilitation	3,972	20,777	4,216	965	29,930
Ridgewood Terrace Nursing Home	7,625	22,946	5,153	433	36,157
Tradewater Pointe	2,093	14,859	911	40	17,903
HOPKINS County Total:	19,951	122,081	22,859	13,070	177,961
LIVINGSTON					
Salem Springlake Health and Rehabilitation Center	3,008	15,180	883	403	19,474
LIVINGSTON County Total:	3,008	15,180	883	403	19,474
LYON					
Christian Care Center of Kuttawa	2,649	16,997	1,356	536	21,538
River's Bend Retirement Community	2,665	7,965	2,527	403	13,560
LYON County Total:	5,314	24,962	3,883	939	35,098

2018 ANNUAL KENTUCKY LONG TERM CARE UTILIZATION AND SERVICE REPORT

Table 8 - Payor Source- Nursing Facility Beds

Number of Patient Days by Primary Payor Source

ADD / Facility	Medicare	Medicaid	Private	Other	Total
MUHLENBERG					
Concordia Nusing and Rehabilitation-Maple	3,872	27,892	1,711	238	33,713
Diversicare of Greenville	3,278	15,724	2,739	0	21,741
Owensboro Health Muhlenberg Community Hospital Long Term Care	1,839	10,174	755	646	13,414
MUHLENBERG County Total:	8,989	53,790	5,205	884	68,868
TODD					
Hearthstone Place	2,284	13,234	2,413	476	18,407
TODD County Total:	2,284	13,234	2,413	476	18,407
TRIGG					
Shady Lawn Nursing and Rehabilitation Center	1,673	9,297	931	101	12,002
TRIGG County Total:	1,673	9,297	931	101	12,002
ADD: 2 Total	66,379	365,557	55,980	28,964	516,880
ADD: 3 - Green River					
DAVIESS					
Carmel Home	175	3,643	1,946	7,141	12,905
Hermitage Care and Rehabilitation Center	0	17,740	145	0	17,885
Owensboro Center	2,895	35,249	2,115	1,199	41,458
Signature Healthcare at Hillcrest	6,022	28,448	5,314	2,672	42,456
The Transitional Care Center of Owensboro	7,388	0	393	0	7,781
Twin Rivers Nursing and Rehab Center	3,500	34,536	855	2,131	41,022
Wellington Parc of Owensboro	163	0	6,997	0	7,160
DAVIESS County Total:	20,143	119,616	17,765	13,143	170,667
HANCOCK					
Heartland Villa Care and Rehabilitation Center Com	1,734	11,211	1,877	452	15,274
HANCOCK County Total:	1,734	11,211	1,877	452	15,274
HENDERSON					
Henderson Nursing and Rehabilitation Center	2,283	17,897	167	1,385	21,732
Redbanks	5,965	47,676	5,841	4,170	63,652
HENDERSON County Total:	8,248	65,573	6,008	5,555	85,384
MCLEAN					
Riverside Care & Rehab Ctr	2,687	17,866	1,534	614	22,701
MCLEAN County Total:	2,687	17,866	1,534	614	22,701
OHIO					
Beaver Dam Nursing and Rehab Center	3,170	13,703	2,359	378	19,610

2018 ANNUAL KENTUCKY LONG TERM CARE UTILIZATION AND SERVICE REPORT

Table 8 - Payor Source- Nursing Facility Beds

Number of Patient Days by Primary Payor Source

ADD / Facility	Medicare	Medicaid	Private	Other	Total
Fordsville Nursing and Rehabilitation Center	1,158	20,972	413	521	23,064
Signature Healthcare of Hartford Rehab and Wellness	3,604	25,485	3,298	896	33,283
OHIO County Total:	7,932	60,160	6,070	1,795	75,957
UNION					
Breckinridge Place	297	3,583	1,689	0	5,569
Morganfield Nursing and Rehabilitation Center	2,188	14,827	1,007	1,044	19,066
UNION County Total:	2,485	18,410	2,696	1,044	24,635
WEBSTER					
Redbanks Colonial Terrace	2,322	16,688	3,995	2,557	25,562
WEBSTER County Total:	2,322	16,688	3,995	2,557	25,562
ADD: 3 Total	45,551	309,524	39,945	25,160	420,180
ADD: 4 - Barren River					
ALLEN					
Cal Turner Rehab and Specialty Care	2,748	29,686	6,177	43	38,654
ALLEN County Total:	2,748	29,686	6,177	43	38,654
BARREN					
Diversicare of Glasgow	4,540	18,261	5,904	1,459	30,164
Glasgow State Nursing Facility	0	18,279	4,539	2,263	25,081
Glenview Health Care Facility	1,341	15,552	2,866	5	19,764
NHC HealthCare, Glasgow	5,962	42,760	9,668	4,764	63,154
Signature Healthcare of Glasgow	3,584	15,682	1,265	1,410	21,941
T J Samson Community Hospital Skilled Nursing Unit	3,102	0	0	264	3,366
BARREN County Total:	18,529	110,534	24,242	10,165	163,470
BUTLER					
Morgantown Care and Rehabilitation Center	5,238	29,194	3,074	1,443	38,949
BUTLER County Total:	5,238	29,194	3,074	1,443	38,949
EDMONSON					
Edmonson Center	2,554	20,612	1,220	913	25,299
EDMONSON County Total:	2,554	20,612	1,220	913	25,299
HART					
Signature Healthcare of Hart County	2,961	23,531	3,814	2,382	32,688
HART County Total:	2,961	23,531	3,814	2,382	32,688
LOGAN					
Auburn Health Care	1,580	13,669	2,563	0	17,812

2018 ANNUAL KENTUCKY LONG TERM CARE UTILIZATION AND SERVICE REPORT

Table 8 - Payor Source- Nursing Facility Beds

Number of Patient Days by Primary Payor Source

ADD / Facility	Medicare	Medicaid	Private	Other	Total
Creekwood Place Nursing and Rehab Center	6,043	23,429	3,339	1,365	34,176
LOGAN County Total:	7,623	37,098	5,902	1,365	51,988
METCALFE					
Metcalfe Health Care Center	3,182	19,558	1,298	516	24,554
METCALFE County Total:	3,182	19,558	1,298	516	24,554
MONROE					
Signature HealthCare of Monroe County Rehab	5,527	23,937	3,143	2,007	34,614
MONROE County Total:	5,527	23,937	3,143	2,007	34,614
SIMPSON					
Franklin-Simpson Nursing and Rehabilitation	4,078	24,876	1,181	1,214	31,349
SIMPSON County Total:	4,078	24,876	1,181	1,214	31,349
WARREN					
Bowling Green Nursing and Rehabilitation	2,545	15,840	1,521	455	20,361
Christian Health Center, Bowling Green	3,340	1,443	1,215	1,178	7,176
Colonial Center	1,966	13,899	216	279	16,360
Greenwood Nursing and Rehabilitation	16,308	23,999	4,564	386	45,257
Hopkins Center	1,864	13,925	1,764	36	17,589
Signature Healthcare Bowling Green	4,663	34,220	4,032	2,570	45,485
WARREN County Total:	30,686	103,326	13,312	4,904	152,228
ADD: 4 Total	83,126	422,352	63,363	24,952	593,793
ADD: 5 - Lincoln Trail					
BRECKINRIDGE					
Breckinridge Memorial Nursing Facility	602	3,736	2,132	0	6,470
Hardinsburg Nursing and Rehabilitation	3,014	17,220	1,163	906	22,303
BRECKINRIDGE County Total:	3,616	20,956	3,295	906	28,773
GRAYSON					
Grayson Manor	3,099	18,404	4,085	0	25,588
Spring View Health and Rehab Center	5,799	11,028	3,709	1,843	22,379
GRAYSON County Total:	8,898	29,432	7,794	1,843	47,967
HARDIN					
Elizabethtown Nursing and Rehab	2,831	15,056	1,632	2,129	21,648
Helmwood Healthcare Center	2,190	10,585	4,745	730	18,250
Kensington Center	5,141	19,112	1,919	1,698	27,870
Nursing Facility of Hardin Memorial Hospital	3,916	0	277	0	4,193

2018 ANNUAL KENTUCKY LONG TERM CARE UTILIZATION AND SERVICE REPORT

Table 8 - Payor Source- Nursing Facility Beds

Number of Patient Days by Primary Payor Source

ADD / Facility	Medicare	Medicaid	Private	Other	Total
Radcliff Veterans Center	215	4,545	4,597	5,197	14,554
Signature Healthcare at North Hardin Rehab	4,843	30,559	2,976	3,116	41,494
Signature Healthcare of Elizabethtown	3,539	23,556	2,820	1,898	31,813
HARDIN County Total:	22,675	103,413	18,966	14,768	159,822
LARUE					
Sunrise Manor Nursing Home	6,050	30,802	5,096	1,994	43,942
LARUE County Total:	6,050	30,802	5,096	1,994	43,942
MARION					
Cedars Of Lebanon Nursing Center	1,355	17,510	1,126	412	20,403
Loretto Motherhouse Infirmary	694	15,885	2,140	66	18,785
Village of Lebanon II	56	4,830	678	160	5,724
MARION County Total:	2,105	38,225	3,944	638	44,912
MEADE					
Brandenburg Nursing and Rehabilitation	2,363	14,917	561	863	18,704
MEADE County Total:	2,363	14,917	561	863	18,704
NELSON					
Flaget Memorial Hospital NF	3,127	0	193	82	3,402
Landmark of Bardstown Rehab and Nursing	4,983	20,075	3,333	2,026	30,417
Signature Healthcare At Colonial Rehab	3,710	15,661	1,081	469	20,921
NELSON County Total:	11,820	35,736	4,607	2,577	54,740
WASHINGTON					
Sansbury Care Center	772	13,497	1,985	0	16,254
Springfield Nursing and Rehabilitation Center	1,827	16,542	1,863	448	20,680
WASHINGTON County Total:	2,599	30,039	3,848	448	36,934
ADD: 5 Total	60,126	303,520	48,111	24,037	435,794
ADD: 6 - KIPDA					
BULLITT					
Green Meadows Healthcare Center 1	3,194	24,359	5,122	679	33,354
BULLITT County Total:	3,194	24,359	5,122	679	33,354
HENRY					
Providence New Castle	1,626	15,613	1,871	0	19,110
HENRY County Total:	1,626	15,613	1,871	0	19,110
JEFFERSON					
Cherokee Park Rehabilitation	3,186	13,526	1,001	7,561	25,274

2018 ANNUAL KENTUCKY LONG TERM CARE UTILIZATION AND SERVICE REPORT

Table 8 - Payor Source- Nursing Facility Beds

Number of Patient Days by Primary Payor Source

ADD / Facility	Medicare	Medicaid	Private	Other	Total
Christian Health Center of Louisville	5,488	30,340	2,033	798	38,659
Clifton Oaks Care Center	1,563	28,780	245	413	31,001
Diversicare of Seneca Place	4,806	18,627	6,549	742	30,724
Episcopal Church Home	8,120	5,371	13,723	0	27,214
Essex Nursing and Rehabilitation Center	4,350	29,479	4,416	829	39,074
Forest Springs Health Campus	7,578	2,227	7,195	826	17,826
Franciscan Health Care Center	8,939	8,034	7,554	4,918	29,445
Glen Ridge Health Campus	9,159	1,969	7,959	3,898	22,985
Highlands Nursing and Rehabilitation Center (Louis	2,665	38,532	1,814	2,426	45,437
Hillcreek Rehabilitation and Care	3,989	43,601	1,315	4,376	53,281
Home of the Innocents	0	27,252	0	0	27,252
Jeffersontown Rehabilitation	4,850	16,356	2,372	0	23,578
Kindred Hospital - Louisville	1,179	13,989	31	572	15,771
Klondike Center	1,030	18,716	195	962	20,903
Landmark of Iroquois Park and Nursing Center	1,411	32,090	2,239	2,105	37,845
Landmark of Louisville Rehab and Nursing	8,492	59,484	5,424	3,393	76,793
Landmark of River City Rehabilitation and Nursing	1,028	25,318	1,335	1,156	28,837
Little Sisters of the Poor - St. Joseph's Home	732	10,821	791	252	12,596
Masonic Home of Louisville	15,935	7,834	18,196	5,335	47,300
Nazareth Home	5,680	13,082	18,705	2,683	40,150
Nazareth Home Clifton	4,051	22,186	8,226	1,854	36,317
Park Terrace Health Campus	11,678	10,700	5,431	1,914	29,723
Providence Louisville East Post Acute	4,212	47,400	1,469	3,431	56,512
Regency Rehabilitation and Nursing Center	2,325	33,053	661	1,417	37,456
Regis Woods Care and Rehabilitation Center	3,641	55,761	664	2,773	62,839
Rivers Edge Nursing and Rehabilitation Center	1,823	29,772	1,097	0	32,692
Signature Health Care of East Louisville	4,691	30,789	1,201	3,455	40,136
Signature Health Care of South Louisville	5,927	16,841	1,353	5,832	29,953
Signature Healthcare At Jefferson Manor Rehab	1,244	18,951	2,931	768	23,894
Signature Healthcare at Jefferson Place Rehab	6,591	1,011	12,330	5,093	25,025
Signature Healthcare At Rockford Rehab	2,548	26,209	1,780	2,357	32,894
Signature Healthcare at St's Mary & Elizabeth Hosp	3,941	0	89	2,179	6,209
Signature Healthcare At Summerfield Rehab	4,057	29,237	982	5,536	39,812
Springhurst Health and Rehab	2,602	18,585	7,669	925	29,781

2018 ANNUAL KENTUCKY LONG TERM CARE UTILIZATION AND SERVICE REPORT

Table 8 - Payor Source- Nursing Facility Beds

Number of Patient Days by Primary Payor Source

ADD / Facility	Medicare	Medicaid	Private	Other	Total
St Matthews Care Center	4,768	34,308	1,130	2,900	43,106
Sycamore Heights Health and Rehab	1,379	18,918	730	1,040	22,067
The Forum at Brookside	3,927	3,492	3,692	420	11,531
Treyton Oaks Towers	4,297	4,929	6,436	137	15,799
Valhalla Post Acute	11,500	21,040	5,202	0	37,742
Wesley Manor	1,017	16,937	3,914	225	22,093
Westminster Terrace	3,406	21,257	6,105	2,950	33,718
Westport Care Center	1,787	31,705	1,672	3,797	38,961
Westport Place Health Campus	6,841	1,613	10,470	843	19,767
JEFFERSON County Total:	198,433	940,122	188,326	93,091	1,419,972
OLDHAM					
Baptist Health La Grange	4,127	277	9	170	4,583
Friendship Manor Nursing Home	3,316	32,239	5,956	1,242	42,753
Providence Richwood	2,898	30,425	3,301	1,574	38,198
OLDHAM County Total:	10,341	62,941	9,266	2,986	85,534
SHELBY					
Crestview Center	2,305	14,394	2,550	947	20,196
Masonic Home of Shelbyville	5,041	19,456	6,191	3,871	34,559
SHELBY County Total:	7,346	33,850	8,741	4,818	54,755
SPENCER					
Signature Health Care of Spencer County	2,280	25,975	3,382	2,298	33,935
SPENCER County Total:	2,280	25,975	3,382	2,298	33,935
TRIMBLE					
Signature Health Care of Trimble County	1,145	14,559	607	2,363	18,674
TRIMBLE County Total:	1,145	14,559	607	2,363	18,674
ADD: 6 Total	224,365	1,117,419	217,315	106,235	1,665,334
ADD: 7 - Northern KY					
BOONE					
Bridgepoint Care and Rehabilitation Center	3,525	44,677	283	1,817	50,302
Florence Park Care Center	5,513	35,806	5,699	2,246	49,264
St Elizabeth Florence SNF	2,950	0	0	2,414	5,364
BOONE County Total:	11,988	80,483	5,982	6,477	104,930
CAMPBELL					
Carmel Manor	3,272	12,826	16,090	491	32,679

2018 ANNUAL KENTUCKY LONG TERM CARE UTILIZATION AND SERVICE REPORT

Table 8 - Payor Source- Nursing Facility Beds

Number of Patient Days by Primary Payor Source

ADD / Facility	Medicare	Medicaid	Private	Other	Total
Coldspring Transitional Care Center	6,951	27,932	3,741	7,026	45,650
Highlandspring of Ft Thomas	7,480	25,029	8,459	5,591	46,559
St Elizabeth FT Thomas SNF	2,628	0	365	2,846	5,839
The Seasons at Alexandria	1,779	24,588	5,556	8,868	40,791
CAMPBELL County Total:	22,110	90,375	34,211	24,822	171,518
CARROLL					
Signature Healthcare of Carrollton Rehab	2,246	20,310	1,659	950	25,165
CARROLL County Total:	2,246	20,310	1,659	950	25,165
GALLATIN					
Gallatin Nursing and Rehab	2,562	30,140	3,954	0	36,656
GALLATIN County Total:	2,562	30,140	3,954	0	36,656
GRANT					
Grant Center	2,124	28,989	1,210	1,036	33,359
GRANT County Total:	2,124	28,989	1,210	1,036	33,359
KENTON					
Emerald Trace	10,545	0	5,993	0	16,538
Madonna Manor	4,642	6,569	6,297	2,615	20,123
Rosedale Green	3,803	41,749	12,860	0	58,412
The Pavilion at Kenton	1,885	21,427	1,783	2,188	27,283
Village Care Center	1,672	20,953	9,380	1,865	33,870
Villaspring of Erlanger	8,294	25,299	8,323	8,454	50,370
Woodcrest Nursing and Rehabilitation Center	2,069	28,137	1,816	2,766	34,788
KENTON County Total:	32,910	144,134	46,452	17,888	241,384
OWEN					
Owenton Center	2,945	29,525	1,444	645	34,559
OWEN County Total:	2,945	29,525	1,444	645	34,559
PENDLETON					
River Valley Nursing Home	667	13,882	5,287	1,162	20,998
PENDLETON County Total:	667	13,882	5,287	1,162	20,998
ADD: 7 Total	77,552	437,838	100,199	52,980	668,569
ADD: 8 - Buffalo Trace					
BRACKEN					
Bracken County Nursing and Rehabilitation Center	1,437	7,537	471	569	10,014
BRACKEN County Total:	1,437	7,537	471	569	10,014

2018 ANNUAL KENTUCKY LONG TERM CARE UTILIZATION AND SERVICE REPORT

Table 8 - Payor Source- Nursing Facility Beds

Number of Patient Days by Primary Payor Source

ADD / Facility	Medicare	Medicaid	Private	Other	Total
FLEMING					
Pioneer Trace Nursing Home	2,626	20,510	3,685	2,344	29,165
FLEMING County Total:	2,626	20,510	3,685	2,344	29,165
LEWIS					
Vanceburg Rehabilitation and Care	1,095	29,200	1,460	730	32,485
LEWIS County Total:	1,095	29,200	1,460	730	32,485
MASON					
Maysville Nursing and Rehabilitation Facility	6,134	29,118	8,233	853	44,338
MASON County Total:	6,134	29,118	8,233	853	44,338
ROBERTSON					
Robertson County Health Care Facility	1,194	13,917	3,443	1,601	20,155
ROBERTSON County Total:	1,194	13,917	3,443	1,601	20,155
ADD: 8 Total	12,486	100,282	17,292	6,097	136,157
ADD: 9 - Gateway					
BATH					
Ridgeway Nursing and Rehabilitation	3,245	27,838	2,927	0	34,010
BATH County Total:	3,245	27,838	2,927	0	34,010
MENIFEE					
Edgewood Estates	2,000	16,339	1,336	381	20,056
MENIFEE County Total:	2,000	16,339	1,336	381	20,056
MONTGOMERY					
Windsor Care Center	5,877	34,085	5,613	2,856	48,431
MONTGOMERY County Total:	5,877	34,085	5,613	2,856	48,431
MORGAN					
West Liberty Nursing and Rehabilitation Center	2,084	11,595	1,424	942	16,045
MORGAN County Total:	2,084	11,595	1,424	942	16,045
ROWAN					
Life Care Center of Morehead	4,667	26,996	1,606	76	33,345
St Claire Medical Center TCU	1,193	138	165	237	1,733
ROWAN County Total:	5,860	27,134	1,771	313	35,078
ADD: 9 Total	19,066	116,991	13,071	4,492	153,620
ADD: 10 - FIVCO					
BOYD					
Boyd Nursing and Rehabilitation Center	3,088	13,965	1,634	1,919	20,606

2018 ANNUAL KENTUCKY LONG TERM CARE UTILIZATION AND SERVICE REPORT

Table 8 - Payor Source- Nursing Facility Beds

Number of Patient Days by Primary Payor Source

ADD / Facility	Medicare	Medicaid	Private	Other	Total
King's Daughters Medical Center	5,461	0	0	0	5,461
Kingsbrook Lifecare Center	11,923	28,587	6,810	0	47,320
Woodland Oaks Health Care Facility	5,517	22,492	7,299	3,803	39,111
BOYD County Total:	25,989	65,044	15,743	5,722	112,498
CARTER					
Carter Nursing and Rehabilitation Center	5,378	29,969	1,712	1,587	38,646
CARTER County Total:	5,378	29,969	1,712	1,587	38,646
ELLIOTT					
Elliott Nursing and Rehabilitation Center	3,868	19,561	1,469	1,165	26,063
ELLIOTT County Total:	3,868	19,561	1,469	1,165	26,063
GREENUP					
Oakmont Manor	6,190	16,676	4,928	1,523	29,317
South Shore Nursing and Rehabilitation Center	2,230	15,091	1,442	389	19,152
Wurtland Nursing and Rehabilitation Center	2,710	33,131	2,131	1,788	39,760
GREENUP County Total:	11,130	64,898	8,501	3,700	88,229
LAWRENCE					
The Jordan Center	2,140	28,791	1,241	335	32,507
LAWRENCE County Total:	2,140	28,791	1,241	335	32,507
ADD: 10 Total	48,505	208,263	28,666	12,509	297,943
ADD: 11 - Big Sandy					
FLOYD					
Highlands Regional Medical Center (Prestonsburg)	0	0	0	0	0
Prestonsburg Health Care Center	3,196	14,321	1,046	417	18,980
Riverview Health Care Center	4,390	34,056	3,166	729	42,341
FLOYD County Total:	7,586	48,377	4,212	1,146	61,321
JOHNSON					
Mountain Manor of Paintsville	5,473	24,599	2,373	508	32,953
JOHNSON County Total:	5,473	24,599	2,373	508	32,953
MAGOFFIN					
Salyersville Nursing and Rehabilitation Center	5,308	36,666	1,318	690	43,982
MAGOFFIN County Total:	5,308	36,666	1,318	690	43,982
MARTIN					
Martin County Health Care Facility	3,633	16,233	919	293	21,078
MARTIN County Total:	3,633	16,233	919	293	21,078

2018 ANNUAL KENTUCKY LONG TERM CARE UTILIZATION AND SERVICE REPORT

Table 8 - Payor Source- Nursing Facility Beds

Number of Patient Days by Primary Payor Source

ADD / Facility	Medicare	Medicaid	Private	Other	Total
PIKE					
Good Shepherd Community Nursing Center	4,448	25,070	1,249	707	31,474
Landmark of Elkhorn City Rehabilitation	3,541	25,781	944	627	30,893
Parkview Nursing and Rehabilitation Center (Pikeville)	5,740	27,559	711	4,911	38,921
Pikeville Nursing and Rehab Center	7,395	23,829	829	1,328	33,381
Williamson ARH Nursing Facility	2,380	6,107	77	0	8,564
PIKE County Total:	23,504	108,346	3,810	7,573	143,233
ADD: 11 Total	45,504	234,221	12,632	10,210	302,567
ADD: 12 - Ky River					
BREATHITT					
Nim Henson Geriatric Center	2,741	22,376	561	119	25,797
BREATHITT County Total:	2,741	22,376	561	119	25,797
KNOTT					
Knott County Health and Rehabilitation Center	2,361	29,837	975	0	33,173
KNOTT County Total:	2,361	29,837	975	0	33,173
LEE					
Lee County Care and Rehabilitation Center	5,475	32,850	365	365	39,055
LEE County Total:	5,475	32,850	365	365	39,055
LESLIE					
Hyden Health and Rehabilitation Center	1,855	30,233	460	561	33,109
LESLIE County Total:	1,855	30,233	460	561	33,109
LETCHER					
Letcher Manor	8,517	32,701	3,990	1,225	46,433
LETCHER County Total:	8,517	32,701	3,990	1,225	46,433
OWSLEY					
Owsley County Health Care Center	2,842	27,356	1,237	278	31,713
OWSLEY County Total:	2,842	27,356	1,237	278	31,713
PERRY					
Hazard Health and Rehabilitation Center	5,752	62,601	1,876	116	70,345
Paul E Patton Eastern Ky Veterans Center	750	20,117	10,024	9,016	39,907
PERRY County Total:	6,502	82,718	11,900	9,132	110,252

2018 ANNUAL KENTUCKY LONG TERM CARE UTILIZATION AND SERVICE REPORT

Table 8 - Payor Source- Nursing Facility Beds

Number of Patient Days by Primary Payor Source

ADD / Facility	Medicare	Medicaid	Private	Other	Total
WOLFE					
Wolfe County Health and Rehabilitation Center	1,706	30,877	3,105	443	36,131
WOLFE County Total:	1,706	30,877	3,105	443	36,131
ADD: 12 Total	31,999	288,948	22,593	12,123	355,663
ADD: 13 - Cumberland Valley					
BELL					
Middlesboro Nursing and Rehab	3,721	27,364	2,451	191	33,727
Mountain View Nursing and Rehab Ctr	2,847	26,585	564	319	30,315
Pineville Community Hospital	0	0	0	0	0
BELL County Total:	6,568	53,949	3,015	510	64,042
CLAY					
Landmark of Laurel Creek Rehab and Nursing	5,517	28,978	1,165	1,762	37,422
CLAY County Total:	5,517	28,978	1,165	1,762	37,422
HARLAN					
Harlan Health and Rehabilitation Center	2,512	44,480	4,288	344	51,624
Tri-Cities Nursing and Rehabilitation Center	5,214	18,643	1,712	1,245	26,814
HARLAN County Total:	7,726	63,123	6,000	1,589	78,438
JACKSON					
Signature HealthCare at Jackson Manor	2,198	13,778	935	555	17,466
JACKSON County Total:	2,198	13,778	935	555	17,466
KNOX					
Barbourville Health and Rehabilitation Center	2,546	42,390	2,267	706	47,909
Christian Health Center - Corbin	4,656	25,344	2,262	1,272	33,534
KNOX County Total:	7,202	67,734	4,529	1,978	81,443
LAUREL					
Hillcrest Health and Rehabilitation Center	3,405	35,259	1,748	1,557	41,969
Laurel Heights Home for the Elderly	2,702	39,823	4,812	3,628	50,965
LAUREL County Total:	6,107	75,082	6,560	5,185	92,934
ROCKCASTLE					
Rockcastle Health and Rehabilitation Center	4,820	24,246	2,628	2,901	34,595
Rockcastle Regional Hospital and Respiratory Care	3,931	37,759	1,429	112	43,231
ROCKCASTLE County Total:	8,751	62,005	4,057	3,013	77,826
WHITLEY					
Corbin Health and Rehabilitation Center	3,396	31,146	498	114	35,154

2018 ANNUAL KENTUCKY LONG TERM CARE UTILIZATION AND SERVICE REPORT

Table 8 - Payor Source- Nursing Facility Beds

Number of Patient Days by Primary Payor Source

ADD / Facility	Medicare	Medicaid	Private	Other	Total
The Heritage	6,234	17,606	4,172	1,635	29,647
Williamsburg Health and Rehabilitation Center	3,072	36,027	4,727	550	44,376
WHITLEY County Total:	12,702	84,779	9,397	2,299	109,177
ADD: 13 Total	56,771	449,428	35,658	16,891	558,748
ADD: 14 - Lake Cumberland					
ADAIR					
Signature Healthcare At Summit Manor Rehab	4,136	24,905	4,652	2,197	35,890
ADAIR County Total:	4,136	24,905	4,652	2,197	35,890
CASEY					
Liberty Care and Rehabilitation Center	4,540	25,103	2,500	1,112	33,255
CASEY County Total:	4,540	25,103	2,500	1,112	33,255
CLINTON					
Clinton County Care and Rehabilitation Center	2,637	14,047	662	257	17,603
CLINTON County Total:	2,637	14,047	662	257	17,603
CUMBERLAND					
Cumberland Valley Manor	3,279	20,739	2,838	0	26,856
CUMBERLAND County Total:	3,279	20,739	2,838	0	26,856
GREEN					
Green Hill Rehabilitation and Care	3,255	34,685	1,199	543	39,682
McDowell Skilled Nursing Facility	0	0	0	0	0
GREEN County Total:	3,255	34,685	1,199	543	39,682
MCCREARY					
Signature Healthcare of McCreary County Rehab	3,036	16,719	933	91	20,779
MCCREARY County Total:	3,036	16,719	933	91	20,779
PULASKI					
Cumberland Nursing and Rehabilitation Center	5,078	24,879	696	1,652	32,305
Lake Cumberland Regional Hospital	2,898	0	107	812	3,817
Somerset Nursing and Rehabilitation Facility	5,846	29,337	5,917	16	41,116
Somerwoods Nursing and Rehabilitation	6,712	35,368	291	4,351	46,722
PULASKI County Total:	20,534	89,584	7,011	6,831	123,960
RUSSELL					
Fair Oaks Health Systems	2,635	32,240	5,013	276	40,164
RUSSELL County Total:	2,635	32,240	5,013	276	40,164

2018 ANNUAL KENTUCKY LONG TERM CARE UTILIZATION AND SERVICE REPORT

Table 8 - Payor Source- Nursing Facility Beds

Number of Patient Days by Primary Payor Source

ADD / Facility	Medicare	Medicaid	Private	Other	Total
TAYLOR					
Campbellsville Nursing and Rehabilitation	5,090	14,652	1,808	165	21,715
The Grandview Nursing and Rehabilitation Facility	4,631	16,001	4,084	263	24,979
TAYLOR County Total:	9,721	30,653	5,892	428	46,694
WAYNE					
Hicks' Golden Years Nursing Home	1,077	16,525	2,193	1,179	20,974
WAYNE County Total:	1,077	16,525	2,193	1,179	20,974
ADD: 14 Total	54,850	305,200	32,893	12,914	405,857
ADD: 15 - Bluegrass					
ANDERSON					
Signature Healthcare at Heritage Hall Rehab	5,276	20,178	5,887	0	31,341
ANDERSON County Total:	5,276	20,178	5,887	0	31,341
BOURBON					
Bourbon Heights	489	20,618	752	1,662	23,521
BOURBON County Total:	489	20,618	752	1,662	23,521
BOYLE					
Charleston Health Care Center	3,709	23,306	3,546	637	31,198
Danville Center For Health	3,730	25,919	4,011	2,303	35,963
Ephraim McDowell Regional Medical Center	0	0	0	0	0
BOYLE County Total:	7,439	49,225	7,557	2,940	67,161
CLARK					
Clark Regional Medical Center Transitional Care Unit	4,696	1,453	1,192	14	7,355
Fountain Circle Care and Rehab Ctr	4,552	34,714	1,773	6,628	47,667
CLARK County Total:	9,248	36,167	2,965	6,642	55,022
ESTILL					
Irvine Nursing and Rehabilitation	2,830	23,362	1,294	2,112	29,598
ESTILL County Total:	2,830	23,362	1,294	2,112	29,598
FAYETTE					
Bluegrass Care and Rehabilitation Center	1,972	28,962	5,024	2,824	38,782
Brookdale Richmond Place SNF	13,643	3,736	9,128	3,910	30,417
Cambridge Place	4,061	29,627	1,434	2,289	37,411
Cardinal Hill Rehab Unit	4,553	0	0	7,434	11,987
Eastern State Hosp Long Term Acquired Brain Injury	587	289	539	1,201	2,616
Lexington Country Place	6,068	8,182	14,905	2,510	31,665

2018 ANNUAL KENTUCKY LONG TERM CARE UTILIZATION AND SERVICE REPORT

Table 8 - Payor Source- Nursing Facility Beds

Number of Patient Days by Primary Payor Source

ADD / Facility	Medicare	Medicaid	Private	Other	Total
Mayfair Manor	2,887	20,759	4,983	2,391	31,020
Northpoint Lexington Healthcare Center	5,386	37,487	4,273	5,222	52,368
Providence Homestead	5,709	36,424	2,534	3,453	48,120
Providence Pine Meadows	4,462	32,386	3,389	2,052	42,289
Rose Manor Health Care	83	10,242	1,418	0	11,743
Sayre Christian Village Nursing Home	1,956	28,725	8,356	3,691	42,728
Signature Healthcare At Tanbark Rehab	5,653	0	1,334	3,339	10,326
The Willows At Fritz Farm	7,670	3,651	6,324	0	17,645
The Willows at Hamburg	2,932	5,987	8,581	1,237	18,737
Willows at Citation	6,112	6,192	5,396	154	17,854
FAYETTE County Total:	73,734	252,649	77,618	41,707	445,708
FRANKLIN					
Bradford Square Rehabilitation and Nursing Center	3,798	27,451	2,383	1,506	35,138
Frankfort Care and Rehabilitation	4,371	21,808	3,615	2,800	32,594
FRANKLIN County Total:	8,169	49,259	5,998	4,306	67,732
GARRARD					
Landmark of Lancaster Rehabilitation and Nursing	3,589	22,728	4,428	3,460	34,205
GARRARD County Total:	3,589	22,728	4,428	3,460	34,205
HARRISON					
Cedar Ridge Health Campus	4,109	5,740	6,552	281	16,682
Edgemont Healthcare	543	19,551	322	1,263	21,679
Grand Haven Nursing Home	2,087	14,461	2,171	176	18,895
HARRISON County Total:	6,739	39,752	9,045	1,720	57,256
JESSAMINE					
Diversicare of Nicholasville	3,675	15,338	1,294	2,805	23,112
Thomson Hood Veterans Center	1,096	24,168	19,178	11,387	55,829
JESSAMINE County Total:	4,771	39,506	20,472	14,192	78,941
LINCOLN					
Stanford Care and Rehab	4,603	34,608	2,356	1,513	43,080
LINCOLN County Total:	4,603	34,608	2,356	1,513	43,080
MADISON					
Berea Health and Rehabilitation	3,206	21,809	2,663	1,512	29,190
Kenwood Health and Rehabilitation Center	3,898	20,051	2,056	4,073	30,078
Madison Health and Rehabilitation Center	1,543	25,734	1,591	1,610	30,478

2018 ANNUAL KENTUCKY LONG TERM CARE UTILIZATION AND SERVICE REPORT

Table 8 - Payor Source- Nursing Facility Beds

Number of Patient Days by Primary Payor Source

ADD / Facility	Medicare	Medicaid	Private	Other	Total
The Terrace Nursing and Rehabilitation	4,666	22,207	8,554	362	35,789
MADISON County Total:	13,313	89,801	14,864	7,557	125,535
MERCER					
Harrodsburg Health & Rehab Ctr	3,546	25,742	2,467	4,540	36,295
The Willows at Harrodsburg	2,239	5,237	3,167	1,402	12,045
MERCER County Total:	5,785	30,979	5,634	5,942	48,340
NICHOLAS					
Johnson Mathers Nursing Home	2,262	25,723	2,711	0	30,696
NICHOLAS County Total:	2,262	25,723	2,711	0	30,696
POWELL					
Stanton Nursing and Rehabilitation Center	1,354	23,274	104	2,092	26,824
POWELL County Total:	1,354	23,274	104	2,092	26,824
SCOTT					
Dover Manor	2,149	23,440	3,762	0	29,351
Signature Healthcare of Georgetown	2,989	12,611	992	3,891	20,483
SCOTT County Total:	5,138	36,051	4,754	3,891	49,834
WOODFORD					
The Homeplace At Midway	447	2,470	4,981	215	8,113
WOODFORD County Total:	447	2,470	4,981	215	8,113
ADD: 15 Total	155,186	796,350	171,420	99,951	1,222,907
Statewide Total	1,058,881	5,741,288	919,029	468,815	8,188,013

2018 ANNUAL KENTUCKY LONG TERM CARE UTILIZATION AND SERVICE REPORT

**Table 9 - Payor Source- Personal Care Beds
Number of Patient Days by Primary Payor Source**

ADD / Facility	Private	Other	Total
ADD: 1 - Purchase			
CALLOWAY			
Fern Terrace of Murray	12,045	13,870	25,915
Gardens At Hickory Woods	6,277	0	6,277
CALLOWAY County Total:	18,322	13,870	32,192
CARLISLE			
Countryside Center	1,182	1,583	2,765
CARLISLE County Total:	1,182	1,583	2,765
GRAVES			
Fern Terrace of Mayfield	0	41,274	41,274
GRAVES County Total:	0	41,274	41,274
HICKMAN			
Clinton Hickman County Nursing Facility	863	893	1,756
Clinton Place	365	1,095	1,460
HICKMAN County Total:	1,228	1,988	3,216
MCCRACKEN			
Gaither Suites at West Park	9,110	0	9,110
MCCRACKEN County Total:	9,110	0	9,110
ADD: 1 Total	29,842	58,715	88,557
ADD: 2 - Pennyrile			
CALDWELL			
Highland Homes, Inc.	0	32,327	32,327
CALDWELL County Total:	0	32,327	32,327
CHRISTIAN			
Christian County Manor	0	15,847	15,847
Christian Health Center, Hopkinsville	730	0	730
Pennyrile Home	2,490	27,235	29,725
CHRISTIAN County Total:	3,220	43,082	46,302
CRITTENDEN			
Crittenden County Health and Rehabilitation Center	0	0	0
CRITTENDEN County Total:	0	0	0
HOPKINS			
The Homestead	1,095	17,702	18,797
The Oaks PCH/Madisonville	11,529	1	11,530
HOPKINS County Total:	12,624	17,703	30,327

2018 ANNUAL KENTUCKY LONG TERM CARE UTILIZATION AND SERVICE REPORT

**Table 9 - Payor Source- Personal Care Beds
Number of Patient Days by Primary Payor Source**

ADD / Facility	Private	Other	Total
LYON			
River's Bend Retirement Community	255	1,083	1,338
LYON County Total:	255	1,083	1,338
MUHLENBERG			
Diversicare of Greenville	1,088	1,820	2,908
Sparks Nursing Center	6,205	21,894	28,099
MUHLENBERG County Total:	7,293	23,714	31,007
TRIGG			
Better Senior Living	0	16,790	16,790
TRIGG County Total:	0	16,790	16,790
ADD: 2 Total	23,392	134,699	158,091
ADD: 3 - Green River			
DAVIESS			
Bishop Soenneker Home	3,447	15,799	19,246
Carmel Home	27,008	503	27,511
Davco Rest Home	730	31,615	32,345
Fern Terrace of Owensboro	3,285	18,110	21,395
Owensboro Center	1,239	1,941	3,180
Rosedale Rest Home	29	4,945	4,974
DAVIESS County Total:	35,738	72,913	108,651
HANCOCK			
The Oaks PCH/Lewisport	730	16,060	16,790
HANCOCK County Total:	730	16,060	16,790
HENDERSON			
Henderson Manor	681	11,301	11,982
HENDERSON County Total:	681	11,301	11,982
MCLEAN			
Sunny Acres	1,095	7,413	8,508
MCLEAN County Total:	1,095	7,413	8,508
OHIO			
Beaver Dam Nursing and Rehab Center	2,227	4,165	6,392
OHIO County Total:	2,227	4,165	6,392

2018 ANNUAL KENTUCKY LONG TERM CARE UTILIZATION AND SERVICE REPORT

**Table 9 - Payor Source- Personal Care Beds
Number of Patient Days by Primary Payor Source**

ADD / Facility	Private	Other	Total
UNION			
Breckinridge Place	408	0	408
UNION County Total:	408	0	408
ADD: 3 Total	40,879	111,852	152,731
ADD: 4 - Barren River			
ALLEN			
Cornerstone Manor	262	11,784	12,046
Scottsville Manor	4,584	6,277	10,861
ALLEN County Total:	4,846	18,061	22,907
BARREN			
NHC HealthCare, Glasgow	0	1,352	1,352
BARREN County Total:	0	1,352	1,352
EDMONSON			
Edmonson Center	724	2,479	3,203
EDMONSON County Total:	724	2,479	3,203
HART			
Hart County Manor	0	17,710	17,710
HART County Total:	0	17,710	17,710
METCALFE			
Harper's Home for the Aged	0	8,760	8,760
Metcalf Health Care Center	51	4,060	4,111
METCALFE County Total:	51	12,820	12,871
SIMPSON			
Lewis Memorial Methodist Home	7,673	0	7,673
SIMPSON County Total:	7,673	0	7,673
WARREN			
Christian Health Center, Bowling Green	0	0	17,803
Fern Terrace of Bowling Green	5,110	33,486	38,596
The Haven At Massey Springs	5,800	0	5,800
WARREN County Total:	10,910	33,486	62,199
ADD: 4 Total	24,204	85,908	127,915
ADD: 5 - Lincoln Trail			
GRAYSON			
Grayson Manor	1,289	5,971	7,260
GRAYSON County Total:	1,289	5,971	7,260

2018 ANNUAL KENTUCKY LONG TERM CARE UTILIZATION AND SERVICE REPORT

**Table 9 - Payor Source- Personal Care Beds
Number of Patient Days by Primary Payor Source**

ADD / Facility	Private	Other	Total
HARDIN			
Signature Healthcare at North Hardin Rehab	86	195	281
HARDIN County Total:	86	195	281
MARION			
Loretto Motherhouse Infirmary	4,301	4,238	8,539
The Village of Lebanon II	388	0	388
MARION County Total:	4,689	4,238	8,927
MEADE			
Brandenburg Nursing and Rehabilitation	0	0	0
MEADE County Total:	0	0	0
NELSON			
Windsor Gardens CCRC	5,672	0	5,672
NELSON County Total:	5,672	0	5,672
WASHINGTON			
Sansbury Care Center	3,560	0	3,560
WASHINGTON County Total:	3,560	0	3,560
ADD: 5 Total	15,296	10,404	25,700
ADD: 6 - KIPDA			
BULLITT			
Colonial House of Shepherdsville	1,095	20,805	21,900
BULLITT County Total:	1,095	20,805	21,900
JEFFERSON			
Atria Blankenbaker	16,803	0	16,803
Barton House of Louisville #1	5,929	0	5,929
Belmont Village	43,070	0	43,070
Brookdale Stonestreet	6,564	0	6,564
Eastern Star Home in KY	2,872	0	2,872
Episcopal Church Home	23,417	0	23,417
Exceptional Senior Living - Prospect	12,079	0	12,079
Forest Hills Commons	29,472	0	29,472
Forest Springs Health Campus	10,803	0	10,803
Hallmark House Louisville II	6,950	0	6,950
Heartsong Memory Care	9,761	0	9,761
Little Sisters of the Poor - St. Joseph's Home	4,749	600	5,349
Louisville Protestant Altenheim	8,335	0	8,335

2018 ANNUAL KENTUCKY LONG TERM CARE UTILIZATION AND SERVICE REPORT

**Table 9 - Payor Source- Personal Care Beds
Number of Patient Days by Primary Payor Source**

ADD / Facility	Private	Other	Total
Masonic Home of Louisville	20,230	2,252	22,482
Morning Pointe Of Louisville At South Hurstbourne	17,702	0	17,702
Nazareth Home	14,754	576	15,330
Nazareth Home Clifton	1,951	2,391	4,342
Park Louisville	9,562	0	9,562
Parr's at Springhurst	28,742	2,280	31,022
Rose Anna Hughes Home/Westminster	13,680	1,412	15,092
Stonecrest of Louisville	2,469	0	2,469
Sunrise of Louisville	31,481	0	31,481
Symphony at Oaklawn	28,254	0	28,254
Symphony at Valley Farms	1,653	0	1,653
The Forum at Brookside	8,459	0	8,459
The Lantern At Morning Pointe (Louisville)	9,490	0	9,490
Thrive At Beckley Creek	16,196	0	16,196
Treyton Oaks Towers	11,761	0	11,761
Wesley Manor	9,737	0	9,737
Westport Place Health Campus	7,925	0	7,925
JEFFERSON County Total:	414,850	9,511	424,361
SHELBY			
Colonial Hall Manor	10,003	10,335	20,338
Masonic Home of Shelbyville	6,486	1,850	8,336
SHELBY County Total:	16,489	12,185	28,674
ADD: 6 Total	432,434	42,501	474,935
ADD: 7 - Northern KY			
BOONE			
Colonial Gardens	25,755	0	25,755
BOONE County Total:	25,755	0	25,755
CAMPBELL			
Carmel Manor	4,047	2,395	6,442
The Seasons at Alexandria	8,126	0	8,126
CAMPBELL County Total:	12,173	2,395	14,568
CARROLL			
Carrollton Manor	3,570	7,936	11,506
Valley Haven Rest Home	1,095	13,870	14,965
CARROLL County Total:	4,665	21,806	26,471

2018 ANNUAL KENTUCKY LONG TERM CARE UTILIZATION AND SERVICE REPORT

**Table 9 - Payor Source- Personal Care Beds
Number of Patient Days by Primary Payor Source**

ADD / Facility	Private	Other	Total
GRANT			
Jonesville Rest Home	5,803	3,149	8,952
GRANT County Total:	5,803	3,149	8,952
KENTON			
Brookdale Edgewood	27,000	0	27,000
Covington Ladies Home	1,623	4,694	6,317
Emerald Trace	5,903	0	5,903
Ivy Knoll	8,716	3,421	12,137
Madonna Manor	7,499	0	7,499
Regency Manor	20,538	0	20,538
Regency Manor North	10,631	0	10,631
St Charles Care Center	9,746	0	9,746
KENTON County Total:	91,656	8,115	99,771
PENDLETON			
Falmouth Nursing Home	0	8,395	8,395
The Front Gate	0	6,935	6,935
PENDLETON County Total:	0	15,330	15,330
ADD: 7 Total	140,052	50,795	190,847
ADD: 9 - Gateway			
MENIFEE			
Edgewood Estates	582	1,514	2,096
MENIFEE County Total:	582	1,514	2,096
MONTGOMERY			
Regency Memory Care	1,918	0	1,918
MONTGOMERY County Total:	1,918	0	1,918
MORGAN			
West Liberty Nursing and Rehabilitation Center	304	363	667
MORGAN County Total:	304	363	667
ADD: 9 Total	2,804	1,877	4,681
ADD: 10 - FIVCO			
BOYD			
Artrips Personal Care Home	1,167	6,133	7,300
Hamilton's Personal Care Home	1,110	5,034	6,144

2018 ANNUAL KENTUCKY LONG TERM CARE UTILIZATION AND SERVICE REPORT

**Table 9 - Payor Source- Personal Care Beds
Number of Patient Days by Primary Payor Source**

ADD / Facility	Private	Other	Total
King's Daughters And Sons Home	12,375	0	12,375
BOYD County Total:	14,652	11,167	25,819
GREENUP			
Frasure's Personal Care Home	11,832	7,888	19,720
Morning Pointe Of Russell	17,679	0	17,679
Russell Convalescent Home	365	9,373	9,738
The Lantern At Morning Pointe Alzheimers and Memory Care	12,810	0	12,810
Trinity Station Retirement Community	9,540	0	9,540
GREENUP County Total:	52,226	17,261	69,487
LAWRENCE			
The Jordan Center	0	684	684
LAWRENCE County Total:	0	684	684
ADD: 10 Total	66,878	29,112	95,990
ADD: 11 - Big Sandy			
JOHNSON			
Venture Home of Paintsville	21,762	0	21,762
JOHNSON County Total:	21,762	0	21,762
MAGOFFIN			
Salyersville Nursing and Rehabilitation Center	0	0	0
MAGOFFIN County Total:	0	0	0
MARTIN			
Martin County Health Care Facility	748	365	1,113
MARTIN County Total:	748	365	1,113
PIKE			
Good Shepherd Community Nursing Center	45	0	45
PIKE County Total:	45	0	45
ADD: 11 Total	22,555	365	22,920
ADD: 12 - Ky River			
KNOTT			
Golden Years Rest Home	728	27,444	28,172
KNOTT County Total:	728	27,444	28,172
OWSLEY			
Owsley County Health Care Center	0	365	365
OWSLEY County Total:	0	365	365
ADD: 12 Total	728	27,809	28,537

2018 ANNUAL KENTUCKY LONG TERM CARE UTILIZATION AND SERVICE REPORT

**Table 9 - Payor Source- Personal Care Beds
Number of Patient Days by Primary Payor Source**

ADD / Facility	Private	Other	Total
ADD: 13 - Cumberland Valley			
BELL			
Generations Center of Middlesboro	730	22,265	22,995
BELL County Total:	730	22,265	22,995
HARLAN			
The Laurels	13,870	10,950	24,820
HARLAN County Total:	13,870	10,950	24,820
KNOX			
Christian Health Center - Corbin	348	0	348
KNOX County Total:	348	0	348
ADD: 13 Total	14,948	33,215	48,163
ADD: 14 - Lake Cumberland			
MCCREARY			
Cumberland Manor Rest Home	365	16,541	16,906
MCCREARY County Total:	365	16,541	16,906
PULASKI			
Crestview Personal Care	10,270	0	10,270
Somerview Personal Care Home	16,947	93	17,040
PULASKI County Total:	27,217	93	27,310
TAYLOR			
Bluegrass Way	2,922	543	3,465
TAYLOR County Total:	2,922	543	3,465
WAYNE			
Dishman Personal Care Home	0	13,050	13,050
Hicks' Golden Years Nursing Home	0	365	365
WAYNE County Total:	0	13,415	13,415
ADD: 14 Total	30,504	30,592	61,096
ADD: 15 - Bluegrass			
ANDERSON			
Signature Healthcare at Heritage Hall Rehab	2,199	0	2,199
ANDERSON County Total:	2,199	0	2,199
BOURBON			
Bourbon Heights	730	1,794	2,524
BOURBON County Total:	730	1,794	2,524

2018 ANNUAL KENTUCKY LONG TERM CARE UTILIZATION AND SERVICE REPORT

**Table 9 - Payor Source- Personal Care Beds
Number of Patient Days by Primary Payor Source**

ADD / Facility	Private	Other	Total
BOYLE			
McDowell Place of Danville	4,064	0	4,064
Morning Pointe of Danville	0	0	21,170
BOYLE County Total:	4,064	0	25,234
ESTILL			
Irvine Nursing and Rehabilitation	0	541	541
ESTILL County Total:	0	541	541
FAYETTE			
Brookdale Richmond Place	20,319	0	20,319
Central Ky Recovery Center Unit 1	4,306	0	4,306
Central KY Recovery Center Unit 2	4,780	0	4,780
Lantern at Morning Pointe Alz and Memory Care	12,045	0	12,045
Legacy Reserve at Fritz Farm	7,130	0	7,130
Lexington Country Place	6,847	0	6,847
Mayfair Village Retirement Center	5,679	0	5,679
Morning Pointe of Lexington	20,075	0	20,075
Morning Pointe of Lexington East	20,805	0	20,805
Provision Living At Beaumont Centre	21,186	0	21,186
Signature Healthcare At Tanbark Rehab	0	14,671	14,671
The Breckinridge	7,380	0	7,380
The Legacy At The Willows	8,163	0	8,163
The Villa at Chevy Chase	0	0	0
The Willows At Fritz Farm	6,533	0	6,533
The Willows at Hamburg	9,676	0	9,676
Willows at Citation	8,428	0	8,428
FAYETTE County Total:	163,352	14,671	178,023
FRANKLIN			
Dominion Senior Living of Frankfort	5,340	0	5,340
Morning Pointe of Frankfort	14,600	0	14,600
The Lantern at Morning Pointe of Frankfort	11,372	0	11,372
FRANKLIN County Total:	31,312	0	31,312
HARRISON			
Cedar Ridge Health Campus	8,778	0	8,778
Parkside Manor	18,282	0	18,282

2018 ANNUAL KENTUCKY LONG TERM CARE UTILIZATION AND SERVICE REPORT

**Table 9 - Payor Source- Personal Care Beds
Number of Patient Days by Primary Payor Source**

ADD / Facility	Private	Other	Total
Shady Lawn Home	26,534	0	26,534
HARRISON County Total:	53,594	0	53,594
JESSAMINE			
Bridgepointe At Ashgrove Woods	20,846	0	20,846
Rose Terrace Lodge	6,438	8,015	14,453
Wesley Village	7,440	0	7,440
JESSAMINE County Total:	34,724	8,015	42,739
LINCOLN			
Waynesburg Manor	9,428	0	9,428
LINCOLN County Total:	9,428	0	9,428
MADISON			
Dominion Senior Living of Richmond	8,643	0	8,643
Morning Pointe of Richmond	11,315	0	11,315
Telford Terrace	3,687	0	3,687
MADISON County Total:	23,645	0	23,645
MERCER			
The Willows at Harrodsburg	3,650	0	3,650
MERCER County Total:	3,650	0	3,650
POWELL			
Stanton Nursing and Rehabilitation Center	0	365	365
POWELL County Total:	0	365	365
SCOTT			
Dover Manor	0	0	0
The Meadows At Windsor Gardens	2,761	0	2,761
SCOTT County Total:	2,761	0	2,761
WOODFORD			
Taylor Manor Nursing Home	1,714	0	1,714
The Homeplace At Midway	4,140	0	4,140
WOODFORD County Total:	5,854	0	5,854
ADD: 15 Total	335,313	25,386	381,869
Statewide Total	1,179,829	643,230	1,862,032

2018 ANNUAL KENTUCKY LONG TERM CARE UTILIZATION AND SERVICE REPORT

Table 10 - Payor Source - Nursing Home (CCRC) Beds

Number of Patient Days by Primary Payor Source

ADD / Facility	Medicare	Medicaid	Private	Other	Total
ADD: 2 - Pennyrite					
CHRISTIAN					
Christian Health Center, Hopkinsville	0	0	730	0	730
CHRISTIAN County Total:	0	0	730	0	730
ADD: 2 Total	0	0	730	0	730
ADD: 3 - Green River					
UNION					
Breckinridge Place	258	0	1,948	0	2,206
UNION County Total:	258	0	1,948	0	2,206
ADD: 3 Total	258	0	1,948	0	2,206
ADD: 4 - Barren River					
WARREN					
Christian Health Center, Bowling Green	345	0	4,864	223	5,432
WARREN County Total:	345	0	4,864	223	5,432
ADD: 4 Total	345	0	4,864	223	5,432
ADD: 5 - Lincoln Trail					
MARION					
The Village of Lebanon II	207	0	1,224	18	1,449
MARION County Total:	207	0	1,224	18	1,449
NELSON					
Windsor Gardens CCRC	0	0	1,330	0	1,330
NELSON County Total:	0	0	1,330	0	1,330
ADD: 5 Total	207	0	2,554	18	2,779
ADD: 6 - KIPDA					
JEFFERSON					
Christian Health Center of Louisville	323	0	1	279	603
Episcopal Church Home	169	0	4,165	0	4,334
Louisville Protestant Altenheim	0	0	1,783	0	1,783
Nazareth Home Clifton	0	0	525	0	525
The Forum at Brookside	0	20	5,022	365	5,407
JEFFERSON County Total:	492	20	11,496	644	12,652
ADD: 6 Total	492	20	11,496	644	12,652

2018 ANNUAL KENTUCKY LONG TERM CARE UTILIZATION AND SERVICE REPORT

Table 10 - Payor Source - Nursing Home (CCRC) Beds

Number of Patient Days by Primary Payor Source

ADD / Facility	Medicare	Medicaid	Private	Other	Total
ADD: 7 - Northern KY					
KENTON					
Madonna Manor	69	0	243	0	312
KENTON County Total:	69	0	243	0	312
ADD: 7 Total	69	0	243	0	312
ADD: 10 - FIVCO					
GREENUP					
Trinity Station Retirement Community	0	0	5,343	0	5,343
GREENUP County Total:	0	0	5,343	0	5,343
ADD: 10 Total	0	0	5,343	0	5,343
ADD: 13 - Cumberland Valley					
KNOX					
Christian Health Center - Corbin	243	0	0	18	261
KNOX County Total:	243	0	0	18	261
LAUREL					
Laurel Heights Home for the Elderly	494	0	3,199	2,263	5,956
LAUREL County Total:	494	0	3,199	2,263	5,956
ADD: 13 Total	737	0	3,199	2,281	6,217
ADD: 14 - Lake Cumberland					
PULASKI					
The Neighborhood Nursing Facility	0	0	4,368	0	4,368
PULASKI County Total:	0	0	4,368	0	4,368
ADD: 14 Total	0	0	4,368	0	4,368
ADD: 15 - Bluegrass					
FAYETTE					
Sayre Christian Village Nursing Home	1,335	0	1,137	774	3,246
The Willows at Hamburg	431	0	3,082	75	3,588
FAYETTE County Total:	1,766	0	4,219	849	6,834
HARRISON					
Cedar Ridge Health Campus	492	0	1,047	0	1,539
HARRISON County Total:	492	0	1,047	0	1,539
JESSAMINE					
Wesley Village	0	0	9,750	0	9,750
JESSAMINE County Total:	0	0	9,750	0	9,750

2018 ANNUAL KENTUCKY LONG TERM CARE UTILIZATION AND SERVICE REPORT

Table 10 - Payor Source - Nursing Home (CCRC) Beds

Number of Patient Days by Primary Payor Source

ADD / Facility	Medicare	Medicaid	Private	Other	Total
MADISON					
Telford Terrace	293	0	4,652	119	5,064
MADISON County Total:	293	0	4,652	119	5,064
WOODFORD					
The Homeplace At Midway	0	0	354	0	354
WOODFORD County Total:	0	0	354	0	354
ADD: 15 Total	2,551	0	20,022	968	23,541
Statewide Total	4,659	20	54,767	4,134	63,580

2018 ANNUAL KENTUCKY LONG TERM CARE UTILIZATION AND SERVICE REPORT

Table 11 - Payor Source- Nursing Home (Non-CCRC) Beds

Number of Patient Days by Primary Payor Source

ADD / Facility	Medicare	Medicaid	Private	Other	Total
ADD: 3 - Green River					
DAVISS					
Hermitage Care and Rehabilitation Center	5,840	0	1,460	0	7,300
DAVISS County Total:	5,840	0	1,460	0	7,300
WEBSTER					
Shemwell Nursing Home	0	0	6,205	0	6,205
WEBSTER County Total:	0	0	6,205	0	6,205
ADD: 3 Total	5,840	0	7,665	0	13,505
ADD: 4 - Barren River					
WARREN					
Christian Health Center, Bowling Green	0	0	0	0	0
WARREN County Total:	0	0	0	0	0
ADD: 4 Total	0	0	0	0	0
ADD: 5 - Lincoln Trail					
MARION					
The Village of Lebanon II	2,047	0	2,556	1,952	6,555
MARION County Total:	2,047	0	2,556	1,952	6,555
ADD: 5 Total	2,047	0	2,556	1,952	6,555
ADD: 7 - Northern KY					
KENTON					
Madonna Manor	0	0	0	0	0
KENTON County Total:	0	0	0	0	0
ADD: 7 Total	0	0	0	0	0
ADD: 15 - Bluegrass					
BOURBON					
Bourbon Heights	1,369	0	8,229	484	10,082
BOURBON County Total:	1,369	0	8,229	484	10,082
FAYETTE					
The Willows at Hamburg	0	0	0	0	0
FAYETTE County Total:	0	0	0	0	0
MERCER					
The Willows at Harrodsburg	21	0	3	2,166	2,190
MERCER County Total:	21	0	3	2,166	2,190

2018 ANNUAL KENTUCKY LONG TERM CARE UTILIZATION AND SERVICE REPORT

Table 11 - Payor Source- Nursing Home (Non-CCRC) Beds

Number of Patient Days by Primary Payor Source

ADD / Facility	Medicare	Medicaid	Private	Other	Total
WOODFORD					
Taylor Manor Nursing Home	0	0	12,678	0	12,678
The Homeplace At Midway	0	0	0	0	0
WOODFORD County Total:	0	0	12,678	0	12,678
ADD: 15 Total	1,390	0	20,910	2,650	24,950
Statewide Total	9,277	0	31,131	4,602	45,010

2018 ANNUAL KENTUCKY LONG TERM CARE UTILIZATION AND SERVICE REPORT

Table 12 - Payor Source - Intermediate Care Beds

Number of Patient Days by Primary Payor Source

ADD / Facility	Medicare	Medicaid	Private	Other	Total
ADD: 3 - Green River					
WEBSTER					
Shemwell Nursing Home	0	0	730	0	730
WEBSTER County Total:	0	0	730	0	730
ADD: 3 Total	0	0	730	0	730
ADD: 4 - Barren River					
WARREN					
Christian Health Center, Bowling Green	0	0	606	0	606
WARREN County Total:	0	0	606	0	606
ADD: 4 Total	0	0	606	0	606
ADD: 6 - KIPDA					
JEFFERSON					
Eastern Star Home in KY	0	0	4,713	0	4,713
Louisville Protestant Altenheim	0	0	5,152	0	5,152
The Forum at Brookside	0	0	671	0	671
JEFFERSON County Total:	0	0	10,536	0	10,536
ADD: 6 Total	0	0	10,536	0	10,536
ADD: 15 - Bluegrass					
HARRISON					
Cedar Ridge Health Campus	0	0	668	0	668
HARRISON County Total:	0	0	668	0	668
JESSAMINE					
Wesley Village	0	0	359	0	359
JESSAMINE County Total:	0	0	359	0	359
MADISON					
Telford Terrace	0	0	354	0	354
MADISON County Total:	0	0	354	0	354
WOODFORD					
Taylor Manor Nursing Home	0	0	3,601	0	3,601
WOODFORD County Total:	0	0	3,601	0	3,601
ADD: 15 Total	0	0	4,982	0	4,982
Statewide Total	0	0	16,854	0	16,854

2018 ANNUAL KENTUCKY LONG TERM CARE UTILIZATION AND SERVICE REPORT

Table 13 - Payor Source- Alzheimer Facility Beds

Number of Patient Days by Primary Payor Source

ADD / Facility	Medicare	Medicaid	Private	Other	Total
ADD: 3 - Green River					
DAVIESS					
Wellington Parc of Owensboro	286	6,362	10,869	0	17,517
DAVIESS County Total:	286	6,362	10,869	0	17,517
ADD: 3 Total	286	6,362	10,869	0	17,517
ADD: 4 - Barren River					
WARREN					
Magnolia Village Care	2,355	9,151	9,171	423	21,100
WARREN County Total:	2,355	9,151	9,171	423	21,100
ADD: 4 Total	2,355	9,151	9,171	423	21,100
Statewide Total	2,641	15,513	20,040	423	38,617

2018 ANNUAL KENTUCKY LONG TERM CARE UTILIZATION AND SERVICE REPORT

Table 14 - Payor Source- ICF/IID Beds

Number of Patient Days by Primary Payor Source

ADD / Facility	Medicare	Medicaid	Private	Other	Total
ADD: 2 - Pennyriple					
CHRISTIAN					
Outwood ICF/IID	0	12,124	0	0	12,124
CHRISTIAN County Total:	0	12,124	0	0	12,124
ADD: 2 Total	0	12,124	0	0	12,124
ADD: 3 - Green River					
DAVIESS					
Wendell Foster's Campus for Developmental	0	22,932	0	0	22,932
DAVIESS County Total:	0	22,932	0	0	22,932
ADD: 3 Total	0	22,932	0	0	22,932
ADD: 6 - KIPDA					
BULLITT					
Meadows ICF/IID	0	2,891	0	0	2,891
BULLITT County Total:	0	2,891	0	0	2,891
HENRY					
Cedar Lake Lodge Park Place I	0	2,920	0	0	2,920
Cedar Lake Lodge Park Place II	0	2,896	0	0	2,896
HENRY County Total:	0	5,816	0	0	5,816
JEFFERSON					
Bingham Gardens	0	8,760	0	0	8,760
Del Maria ICF/IID	0	2,920	0	0	2,920
Hazelwood Center	0	25,537	0	0	25,537
JEFFERSON County Total:	0	37,217	0	0	37,217
OLDHAM					
Cedar Lake Lodge	0	22,844	0	0	22,844
Cedar Lake Lodge Sycamore Run I	0	1,460	0	0	1,460
Cedar Lake Lodge Sycamore Run II	0	1,460	0	0	1,460
Windsong ICF/IID	0	2,530	0	0	2,530
OLDHAM County Total:	0	28,294	0	0	28,294
ADD: 6 Total	0	74,218	0	0	74,218
ADD: 14 - Lake Cumberland					
PULASKI					
Oakwood ICF/IID Unit 1	0	16,354	0	0	16,354
Oakwood ICF/IID Unit 2	0	13,936	0	0	13,936
Oakwood ICF/IID Unit 3	0	4,299	0	0	4,299

2018 ANNUAL KENTUCKY LONG TERM CARE UTILIZATION AND SERVICE REPORT

Table 14 - Payor Source- ICF/IID Beds

Number of Patient Days by Primary Payor Source

ADD / Facility	Medicare	Medicaid	Private	Other	Total
Oakwood ICF/IID Unit 4	0	4,380	0	0	4,380
PULASKI County Total:	0	38,969	0	0	38,969
ADD: 14 Total	0	38,969	0	0	38,969
Statewide Total	0	148,243	0	0	148,243

Kentucky Annual Long-Term Care Services Report



Section III Patient Age Distribution

2018 ANNUAL KENTUCKY LONG TERM CARE UTILIZATION AND SERVICE REPORT

Table 15 - Facility Resident Age Distribution- Nursing Facility Beds

ADD / Facility	Under 65	65-74	75-84	Over 85	Unknown	Total
ADD: 1 - Purchase						
BALLARD						
Life Care Center of LaCenter	0	5	19	24	0	48
BALLARD County Total:	0	5	19	24	0	48
CALLOWAY						
Spring Creek Health Care	10	17	38	64	0	129
CALLOWAY County Total:	10	17	38	64	0	129
CARLISLE						
Countryside Center	9	9	9	20	0	47
CARLISLE County Total:	9	9	9	20	0	47
FULTON						
Fulton Nursing and Rehab	9	15	8	12	0	44
FULTON County Total:	9	15	8	12	0	44
GRAVES						
Concordia Healthcare Center-Heritage Manor	12	14	19	22	0	67
Green Acres Health Care	7	12	15	28	0	62
Mills Health and Rehab Center	8	10	26	46	0	90
GRAVES County Total:	27	36	60	96	0	219
HICKMAN						
Clinton Hickman County Nursing Facility	0	4	14	27	0	45
Clinton Place	17	12	23	16	0	68
HICKMAN County Total:	17	16	37	43	0	113
MARSHALL						
Calvert City Convalescent Center	4	9	27	40	0	80
Lake Way Nursing and Rehabilitation Center	7	15	24	31	0	77
Oakview Nursing and Rehabilitation Center	13	13	25	19	0	70
MARSHALL County Total:	24	37	76	90	0	227
MCCRACKEN						
Baptist Health Paducah	0	0	0	0	0	0
Parkview Nursing and Rehabilitation Center (Paducah)	18	30	68	94	0	210
River Haven Nursing and Rehab	23	9	23	10	0	65
Stonecreek Health and Rehab	21	17	26	16	0	80
Superior Care Home	2	15	58	17	0	92
MCCRACKEN County Total:	64	71	175	137	0	447
ADD: 1 Total	160	206	422	486	0	1,274

2018 ANNUAL KENTUCKY LONG TERM CARE UTILIZATION AND SERVICE REPORT

Table 15 - Facility Resident Age Distribution- Nursing Facility Beds

ADD / Facility	Under 65	65-74	75-84	Over 85	Unknown	Total
ADD: 2 - Pennyrite						
CALDWELL						
Princeton Health and Rehab Center	13	19	15	19	0	66
CALDWELL County Total:	13	19	15	19	0	66
CHRISTIAN						
Bradford Heights Health & Rehab Center	9	15	18	27	0	69
Christian Health Center, Hopkinsville	2	9	31	65	0	107
Christian Heights Nursing and Rehabilitation Center	15	11	8	5	0	39
Covington Convalescent Center	3	8	22	34	0	67
Western State Nursing Facility	22	27	25	22	0	96
CHRISTIAN County Total:	51	70	104	153	0	378
CRITTENDEN						
Crittenden County Health and Rehabilitation Center	15	15	28	18	0	76
CRITTENDEN County Total:	15	15	28	18	0	76
HOPKINS						
Baptist Health Madisonville	0	0	0	0	0	0
Brighton Cornerstone Health Care	8	13	20	10	0	51
Dawson Springs Health And Rehab Ctr	9	18	18	12	0	57
Hillside Center	11	14	11	14	0	50
Joseph Eddie Ballard Western Kentucky Veterans	2	15	25	45	0	87
Madisonville Health and Rehabilitation	9	12	31	30	0	82
Ridgewood Terrace Nursing Home	10	20	32	40	0	102
Tradewater Pointe	9	9	15	14	0	47
HOPKINS County Total:	58	101	152	165	0	476
LIVINGSTON						
Salem Springlake Health and Rehabilitation Center	4	8	26	17	0	55
LIVINGSTON County Total:	4	8	26	17	0	55
LYON						
Christian Care Center of Kuttawa	16	14	14	18	0	62
River's Bend Retirement Community	4	4	12	17	0	37
LYON County Total:	20	18	26	35	0	99
MUHLENBERG						
Concordia Nusing and Rehabilitation-Maple	15	24	32	22	0	93
Diversicare of Greenville	5	7	18	30	0	60

2018 ANNUAL KENTUCKY LONG TERM CARE UTILIZATION AND SERVICE REPORT

Table 15 - Facility Resident Age Distribution- Nursing Facility Beds

ADD / Facility	Under 65	65-74	75-84	Over 85	Unknown	Total
Owensboro Health Muhlenberg Community Hospital Long Term Care	1	6	15	20	0	42
MUHLENBERG County Total:	21	37	65	72	0	195
TODD						
Hearthstone Place	11	4	19	17	0	51
TODD County Total:	11	4	19	17	0	51
TRIGG						
Shady Lawn Nursing and Rehabilitation Center	7	8	12	9	0	36
TRIGG County Total:	7	8	12	9	0	36
ADD: 2 Total	200	280	447	505	0	1,432
ADD: 3 - Green River						
DAVISS						
Carmel Home	0	0	10	26	0	36
Hermitage Care and Rehabilitation Center	4	7	18	20	0	49
Owensboro Center	32	31	35	26	0	124
Signature Healthcare at Hillcrest	13	12	38	47	6	116
The Transitional Care Center of Owensboro	2	4	9	3	0	18
Twin Rivers Nursing and Rehab Center	29	35	27	16	0	107
Wellington Parc of Owensboro	0	0	8	12	0	20
DAVISS County Total:	80	89	145	150	6	470
HANCOCK						
Heartland Villa Care and Rehabilitation Center Com	3	2	23	14	0	42
HANCOCK County Total:	3	2	23	14	0	42
HENDERSON						
Henderson Nursing and Rehabilitation Center	15	13	16	7	0	51
Redbanks	13	31	54	76	0	174
HENDERSON County Total:	28	44	70	83	0	225
MCLEAN						
Riverside Care & Rehab Ctr	7	9	18	25	0	59
MCLEAN County Total:	7	9	18	25	0	59
OHIO						
Beaver Dam Nursing and Rehab Center	5	15	15	21	0	56
Fordsville Nursing and Rehabilitation Center	17	18	15	7	0	57
Signature Healthcare of Hartford Rehab and	14	10	34	30	0	88
OHIO County Total:	36	43	64	58	0	201

2018 ANNUAL KENTUCKY LONG TERM CARE UTILIZATION AND SERVICE REPORT

Table 15 - Facility Resident Age Distribution- Nursing Facility Beds

ADD / Facility	Under 65	65-74	75-84	Over 85	Unknown	Total
UNION						
Breckinridge Place	1	5	6	3	0	15
Morganfield Nursing and Rehabilitation Center	8	11	14	11	0	44
UNION County Total:	9	16	20	14	0	59
WEBSTER						
Redbanks Colonial Terrace	9	12	24	25	0	70
WEBSTER County Total:	9	12	24	25	0	70
ADD: 3 Total	172	215	364	369	6	1,126
ADD: 4 - Barren River						
ALLEN						
Cal Turner Rehab and Specialty Care	21	21	34	28	0	104
ALLEN County Total:	21	21	34	28	0	104
BARREN						
Diversicare of Glasgow	2	7	24	45	0	78
Glasgow State Nursing Facility	13	25	23	6	0	67
Glenview Health Care Facility	9	9	18	22	0	58
NHC HealthCare, Glasgow	16	35	42	70	0	163
Signature Healthcare of Glasgow	14	16	15	16	0	61
T J Samson Community Hospital Skilled Nursing	0	3	2	4	0	9
BARREN County Total:	54	95	124	163	0	436
BUTLER						
Morgantown Care and Rehabilitation Center	14	28	34	39	0	115
BUTLER County Total:	14	28	34	39	0	115
EDMONSON						
Edmonson Center	5	13	16	35	0	69
EDMONSON County Total:	5	13	16	35	0	69
HART						
Signature Healthcare of Hart County	12	12	27	39	0	90
HART County Total:	12	12	27	39	0	90
LOGAN						
Auburn Health Care	8	9	10	18	0	45
Creekwood Place Nursing and Rehab Center	11	16	31	35	0	93
LOGAN County Total:	19	25	41	53	0	138
METCALFE						
Metcalfe Health Care Center	9	7	28	21	0	65
METCALFE County Total:	9	7	28	21	0	65

2018 ANNUAL KENTUCKY LONG TERM CARE UTILIZATION AND SERVICE REPORT

Table 15 - Facility Resident Age Distribution- Nursing Facility Beds

ADD / Facility	Under 65	65-74	75-84	Over 85	Unknown	Total
MONROE						
Signature HealthCare of Monroe County Rehab	12	22	30	38	0	102
MONROE County Total:	12	22	30	38	0	102
SIMPSON						
Franklin-Simpson Nursing and Rehabilitation	22	15	27	19	0	83
SIMPSON County Total:	22	15	27	19	0	83
WARREN						
Bowling Green Nursing and Rehabilitation	22	10	17	10	0	59
Christian Health Center, Bowling Green	0	1	4	12	0	17
Colonial Center	3	8	16	16	0	43
Greenwood Nursing and Rehabilitation	17	24	36	50	0	127
Hopkins Center	4	10	15	20	0	49
Signature Healthcare Bowling Green	21	26	42	41	0	130
WARREN County Total:	67	79	130	149	0	425
ADD: 4 Total	235	317	491	584	0	1,627
ADD: 5 - Lincoln Trail						
BRECKINRIDGE						
Breckinridge Memorial Nursing Facility	0	1	7	10	0	18
Hardinsburg Nursing and Rehabilitation	10	12	24	15	0	61
BRECKINRIDGE County Total:	10	13	31	25	0	79
GRAYSON						
Grayson Manor	0	29	21	14	0	64
Spring View Health and Rehab Center	8	16	18	21	0	63
GRAYSON County Total:	8	45	39	35	0	127
HARDIN						
Elizabethtown Nursing and Rehab	7	15	18	15	0	55
Helmwood Healthcare Center	2	0	15	37	0	54
Kensington Center	15	13	25	23	0	76
Nursing Facility of Hardin Memorial Hospital	0	3	6	1	0	10
Radcliff Veterans Center	4	8	11	26	0	49
Signature Healthcare at North Hardin Rehab	17	16	39	40	0	112
Signature Healthcare of Elizabethtown	21	11	30	28	0	90
HARDIN County Total:	66	66	144	170	0	446
LARUE						
Sunrise Manor Nursing Home	20	16	35	44	0	115
LARUE County Total:	20	16	35	44	0	115

2018 ANNUAL KENTUCKY LONG TERM CARE UTILIZATION AND SERVICE REPORT

Table 15 - Facility Resident Age Distribution- Nursing Facility Beds

ADD / Facility	Under 65	65-74	75-84	Over 85	Unknown	Total
MARION						
Cedars Of Lebanon Nursing Center	14	11	12	18	0	55
Loretto Motherhouse Infirmary	0	4	13	32	0	49
Village of Lebanon II	0	1	4	10	0	15
MARION County Total:	14	16	29	60	0	119
MEADE						
Brandenburg Nursing and Rehabilitation	9	7	20	18	0	54
MEADE County Total:	9	7	20	18	0	54
NELSON						
Flaget Memorial Hospital NF	0	0	4	1	0	5
Landmark of Bardstown Rehab and Nursing	11	17	22	20	0	70
Signature Healthcare At Colonial Rehab	20	12	14	10	0	56
NELSON County Total:	31	29	40	31	0	131
WASHINGTON						
Sansbury Care Center	0	1	15	31	0	47
Springfield Nursing and Rehabilitation Center	12	17	15	17	0	61
WASHINGTON County Total:	12	18	30	48	0	108
ADD: 5 Total	170	210	368	431	0	1,179
ADD: 6 - KIPDA						
BULLITT						
Green Meadows Healthcare Center 1	6	18	30	32	0	86
BULLITT County Total:	6	18	30	32	0	86
HENRY						
Providence New Castle	6	11	15	19	0	51
HENRY County Total:	6	11	15	19	0	51
JEFFERSON						
Cherokee Park Rehabilitation	11	22	16	23	0	72
Christian Health Center of Louisville	8	7	41	43	0	99
Clifton Oaks Care Center	32	19	14	7	0	72
Diversicare of Seneca Place	14	16	14	36	0	80
Episcopal Church Home	4	7	23	40	0	74
Essex Nursing and Rehabilitation Center	8	19	32	41	0	100
Forest Springs Health Campus	3	11	12	23	0	49
Franciscan Health Care Center	4	7	21	47	0	79
Glen Ridge Health Campus	1	18	17	27	0	63
Highlands Nursing and Rehabilitation Center (Louis	34	34	32	11	0	111

2018 ANNUAL KENTUCKY LONG TERM CARE UTILIZATION AND SERVICE REPORT

Table 15 - Facility Resident Age Distribution- Nursing Facility Beds

ADD / Facility	Under 65	65-74	75-84	Over 85	Unknown	Total
Hillcreek Rehabilitation and Care	61	34	33	20	0	148
Home of the Innocents	76	0	0	0	0	76
Jeffersontown Rehabilitation	5	15	26	31	0	77
Kindred Hospital - Louisville	24	11	7	1	0	43
Klondike Center	22	17	12	4	0	55
Landmark of Iroquois Park and Nursing Center	10	24	25	37	0	96
Landmark of Louisville Rehab and Nursing	70	39	40	60	0	209
Landmark of River City Rehabilitation and Nursing	19	15	21	20	9	84
Little Sisters of the Poor - St. Joseph's Home	0	1	7	24	0	32
Masonic Home of Louisville	10	15	37	69	0	131
Nazareth Home	2	5	26	77	0	110
Nazareth Home Clifton	1	12	27	61	0	101
Park Terrace Health Campus	2	8	21	41	0	72
Providence Louisville East Post Acute	46	28	27	39	0	140
Regency Rehabilitation and Nursing Center	36	26	19	25	0	106
Regis Woods Care and Rehabilitation Center	64	40	36	31	0	171
Rivers Edge Nursing and Rehabilitation Center	16	23	26	19	0	84
Signature Health Care of East Louisville	30	24	35	26	0	115
Signature Health Care of South Louisville	12	29	20	28	0	89
Signature Healthcare At Jefferson Manor Rehab	4	10	26	29	0	69
Signature Healthcare at Jefferson Place Rehab	6	12	22	38	0	78
Signature Healthcare At Rockford Rehab	25	29	26	18	0	98
Signature Healthcare at St's Mary & Elizabeth Hosp	0	5	6	5	0	16
Signature Healthcare At Summerfield Rehab	20	28	22	39	0	109
Springhurst Health and Rehab	7	11	28	33	0	79
St Matthews Care Center	6	34	52	26	0	118
Sycamore Heights Health and Rehab	18	16	17	14	0	65
The Forum at Brookside	0	5	6	19	0	30
Treyton Oaks Towers	0	6	7	28	0	41
Valhalla Post Acute	9	14	28	43	0	94
Wesley Manor	1	12	16	26	0	55
Westminster Terrace	7	14	28	40	0	89
Westport Care Center	26	23	40	25	0	114
Westport Place Health Campus	3	4	18	24	0	49
JEFFERSON County Total:	757	749	1,009	1,318	9	3,842

2018 ANNUAL KENTUCKY LONG TERM CARE UTILIZATION AND SERVICE REPORT

Table 15 - Facility Resident Age Distribution- Nursing Facility Beds

ADD / Facility	Under 65	65-74	75-84	Over 85	Unknown	Total
OLDHAM						
Baptist Health La Grange	2	2	4	3	0	11
Friendship Manor Nursing Home	7	11	32	68	0	118
Providence Richwood	14	19	35	31	0	99
OLDHAM County Total:	23	32	71	102	0	228
SHELBY						
Crestview Center	3	9	21	24	0	57
Masonic Home of Shelbyville	9	14	29	35	0	87
SHELBY County Total:	12	23	50	59	0	144
SPENCER						
Signature Health Care of Spencer County	11	14	31	32	0	88
SPENCER County Total:	11	14	31	32	0	88
TRIMBLE						
Signature Health Care of Trimble County	5	12	15	15	0	47
TRIMBLE County Total:	5	12	15	15	0	47
ADD: 6 Total	820	859	1,221	1,577	9	4,486
ADD: 7 - Northern KY						
BOONE						
Bridgepoint Care and Rehabilitation Center	54	44	25	14	0	137
Florence Park Care Center	8	30	46	59	0	143
St Elizabeth Florence SNF	1	3	8	4	0	16
BOONE County Total:	63	77	79	77	0	296
CAMPBELL						
Carmel Manor	0	1	21	65	0	87
Coldspring Transitional Care Center	26	32	40	29	0	127
Highlandspring of Ft Thomas	12	21	44	54	0	131
St Elizabeth FT Thomas SNF	1	4	4	6	0	15
The Seasons at Alexandria	7	12	30	64	0	113
CAMPBELL County Total:	46	70	139	218	0	473
CARROLL						
Signature Healthcare of Carrollton Rehab	11	11	15	28	0	65
CARROLL County Total:	11	11	15	28	0	65

2018 ANNUAL KENTUCKY LONG TERM CARE UTILIZATION AND SERVICE REPORT

Table 15 - Facility Resident Age Distribution- Nursing Facility Beds

ADD / Facility	Under 65	65-74	75-84	Over 85	Unknown	Total
GALLATIN						
Gallatin Nursing and Rehab	14	10	38	32	0	94
GALLATIN County Total:	14	10	38	32	0	94
GRANT						
Grant Center	32	17	22	20	0	91
GRANT County Total:	32	17	22	20	0	91
KENTON						
Emerald Trace	0	7	15	21	0	43
Madonna Manor	3	5	18	29	0	55
Rosedale Green	8	16	44	99	0	167
The Pavilion at Kenton	25	21	15	14	0	75
Village Care Center	7	11	20	50	0	88
Villaspring of Erlanger	7	32	45	54	0	138
Woodcrest Nursing and Rehabilitation Center	11	23	28	37	0	99
KENTON County Total:	61	115	185	304	0	665
OWEN						
Owenton Center	25	23	22	28	0	98
OWEN County Total:	25	23	22	28	0	98
PENDLETON						
River Valley Nursing Home	3	4	20	32	0	59
PENDLETON County Total:	3	4	20	32	0	59
ADD: 7 Total	255	327	520	739	0	1,841
ADD: 8 - Buffalo Trace						
BRACKEN						
Bracken County Nursing and Rehabilitation Center	3	7	9	6	0	25
BRACKEN County Total:	3	7	9	6	0	25
FLEMING						
Pioneer Trace Nursing Home	5	12	23	39	0	79
FLEMING County Total:	5	12	23	39	0	79
LEWIS						
Vanceburg Rehabilitation and Care	8	38	37	6	0	89
LEWIS County Total:	8	38	37	6	0	89

2018 ANNUAL KENTUCKY LONG TERM CARE UTILIZATION AND SERVICE REPORT

Table 15 - Facility Resident Age Distribution- Nursing Facility Beds

ADD / Facility	Under 65	65-74	75-84	Over 85	Unknown	Total
MASON						
Maysville Nursing and Rehabilitation Facility	8	15	37	54	0	114
MASON County Total:	8	15	37	54	0	114
ROBERTSON						
Robertson County Health Care Facility	9	5	18	24	0	56
ROBERTSON County Total:	9	5	18	24	0	56
ADD: 8 Total	33	77	124	129	0	363
ADD: 9 - Gateway						
BATH						
Ridgeway Nursing and Rehabilitation	10	20	24	38	0	92
BATH County Total:	10	20	24	38	0	92
MENIFEE						
Edgewood Estates	5	12	18	20	0	55
MENIFEE County Total:	5	12	18	20	0	55
MONTGOMERY						
Windsor Care Center	11	18	45	60	0	134
MONTGOMERY County Total:	11	18	45	60	0	134
MORGAN						
West Liberty Nursing and Rehabilitation Center	7	11	13	11	0	42
MORGAN County Total:	7	11	13	11	0	42
ROWAN						
Life Care Center of Morehead	18	27	32	16	0	93
St Claire Medical Center TCU	0	0	4	1	0	5
ROWAN County Total:	18	27	36	17	0	98
ADD: 9 Total	51	88	136	146	0	421
ADD: 10 - FIVCO						
BOYD						
Boyd Nursing and Rehabilitation Center	12	13	13	19	0	57
King's Daughters Medical Center	2	6	8	1	0	17
Kingsbrook Lifecare Center	11	13	44	61	0	129
Woodland Oaks Health Care Facility	4	16	32	55	0	107
BOYD County Total:	29	48	97	136	0	310

2018 ANNUAL KENTUCKY LONG TERM CARE UTILIZATION AND SERVICE REPORT

Table 15 - Facility Resident Age Distribution- Nursing Facility Beds

ADD / Facility	Under 65	65-74	75-84	Over 85	Unknown	Total
CARTER						
Carter Nursing and Rehabilitation Center	13	26	44	30	0	113
CARTER County Total:	13	26	44	30	0	113
ELLIOTT						
Elliott Nursing and Rehabilitation Center	7	7	25	30	0	69
ELLIOTT County Total:	7	7	25	30	0	69
GREENUP						
Oakmont Manor	10	11	31	32	0	84
South Shore Nursing and Rehabilitation Center	11	12	18	12	0	53
Wurtland Nursing and Rehabilitation Center	31	34	20	25	0	110
GREENUP County Total:	52	57	69	69	0	247
LAWRENCE						
The Jordan Center	18	23	24	19	0	84
LAWRENCE County Total:	18	23	24	19	0	84
ADD: 10 Total	119	161	259	284	0	823
ADD: 11 - Big Sandy						
FLOYD						
Highlands Regional Medical Center (Prestonsburg)	0	0	0	0	0	0
Prestonsburg Health Care Center	4	12	13	23	0	52
Riverview Health Care Center	17	25	37	39	0	118
FLOYD County Total:	21	37	50	62	0	170
JOHNSON						
Mountain Manor of Paintsville	17	15	29	41	0	102
JOHNSON County Total:	17	15	29	41	0	102
MAGOFFIN						
Salyersville Nursing and Rehabilitation Center	27	23	38	27	0	115
MAGOFFIN County Total:	27	23	38	27	0	115
MARTIN						
Martin County Health Care Facility	10	12	17	15	0	54
MARTIN County Total:	10	12	17	15	0	54
PIKE						
Good Shepherd Community Nursing Center	20	21	26	20	0	87
Landmark of Elkhorn City Rehabilitation	22	19	26	16	0	83
Parkview Nursing and Rehabilitation Center (Pikeville)	30	22	29	25	0	106

2018 ANNUAL KENTUCKY LONG TERM CARE UTILIZATION AND SERVICE REPORT

Table 15 - Facility Resident Age Distribution- Nursing Facility Beds

ADD / Facility	Under 65	65-74	75-84	Over 85	Unknown	Total
Pikeville Nursing and Rehab Center	16	15	26	30	0	87
Williamson ARH Nursing Facility	5	0	12	8	0	25
PIKE County Total:	93	77	119	99	0	388
ADD: 11 Total	168	164	253	244	0	829
ADD: 12 - Ky River						
BREATHITT						
Nim Henson Geriatric Center	17	15	17	14	0	63
BREATHITT County Total:	17	15	17	14	0	63
KNOTT						
Knott County Health and Rehabilitation Center	14	30	22	24	0	90
KNOTT County Total:	14	30	22	24	0	90
LEE						
Lee County Care and Rehabilitation Center	5	85	12	5	0	107
LEE County Total:	5	85	12	5	0	107
LESLIE						
Hyden Health and Rehabilitation Center	23	29	25	15	0	92
LESLIE County Total:	23	29	25	15	0	92
LETCHER						
Letcher Manor	26	34	43	24	0	127
LETCHER County Total:	26	34	43	24	0	127
OWSLEY						
Owsley County Health Care Center	15	28	24	19	0	86
OWSLEY County Total:	15	28	24	19	0	86
PERRY						
Hazard Health and Rehabilitation Center	60	35	59	38	0	192
Paul E Patton Eastern Ky Veterans Center	6	28	40	33	0	107
PERRY County Total:	66	63	99	71	0	299
WOLFE						
Wolfe County Health and Rehabilitation Center	10	14	39	34	0	97
WOLFE County Total:	10	14	39	34	0	97
ADD: 12 Total	176	298	281	206	0	961
ADD: 13 - Cumberland Valley						
BELL						
Middlesboro Nursing and Rehab	5	11	30	41	0	87
Mountain View Nursing and Rehab Ctr	9	30	26	14	0	79

2018 ANNUAL KENTUCKY LONG TERM CARE UTILIZATION AND SERVICE REPORT

Table 15 - Facility Resident Age Distribution- Nursing Facility Beds

ADD / Facility	Under 65	65-74	75-84	Over 85	Unknown	Total
Pineville Community Hospital	0	0	0	0	0	0
BELL County Total:	14	41	56	55	0	166
CLAY						
Landmark of Laurel Creek Rehab and Nursing	9	13	38	39	0	99
CLAY County Total:	9	13	38	39	0	99
HARLAN						
Harlan Health and Rehabilitation Center	30	32	38	40	0	140
Tri-Cities Nursing and Rehabilitation Center	18	10	35	10	0	73
HARLAN County Total:	48	42	73	50	0	213
JACKSON						
Signature HealthCare at Jackson Manor	10	7	16	15	0	48
JACKSON County Total:	10	7	16	15	0	48
KNOX						
Barbourville Health and Rehabilitation Center	17	29	45	41	0	132
Christian Health Center - Corbin	5	14	36	39	0	94
KNOX County Total:	22	43	81	80	0	226
LAUREL						
Hillcrest Health and Rehabilitation Center	14	27	53	22	0	116
Laurel Heights Home for the Elderly	7	17	50	64	0	138
LAUREL County Total:	21	44	103	86	0	254
ROCKCASTLE						
Rockcastle Health and Rehabilitation Center	15	15	33	38	0	101
Rockcastle Regional Hospital and Respiratory Care	70	32	14	2	0	118
ROCKCASTLE County Total:	85	47	47	40	0	219
WHITLEY						
Corbin Health and Rehabilitation Center	22	24	26	21	0	93
The Heritage	9	13	28	35	0	85
Williamsburg Health and Rehabilitation Center	15	24	38	41	0	118
WHITLEY County Total:	46	61	92	97	0	296
ADD: 13 Total	255	298	506	462	0	1,521
ADD: 14 - Lake Cumberland						
ADAIR						
Signature Healthcare At Summit Manor Rehab	6	16	39	36	0	97
ADAIR County Total:	6	16	39	36	0	97

2018 ANNUAL KENTUCKY LONG TERM CARE UTILIZATION AND SERVICE REPORT

Table 15 - Facility Resident Age Distribution- Nursing Facility Beds

ADD / Facility	Under 65	65-74	75-84	Over 85	Unknown	Total
CASEY						
Liberty Care and Rehabilitation Center	5	10	21	52	0	88
CASEY County Total:	5	10	21	52	0	88
CLINTON						
Clinton County Care and Rehabilitation Center	8	9	16	18	0	51
CLINTON County Total:	8	9	16	18	0	51
CUMBERLAND						
Cumberland Valley Manor	12	14	23	25	0	74
CUMBERLAND County Total:	12	14	23	25	0	74
GREEN						
Green Hill Rehabilitation and Care	9	21	31	45	0	106
McDowell Skilled Nursing Facility	0	0	0	0	0	0
GREEN County Total:	9	21	31	45	0	106
MCCREARY						
Signature Healthcare of McCreary County Rehab	9	7	21	20	0	57
MCCREARY County Total:	9	7	21	20	0	57
PULASKI						
Cumberland Nursing and Rehabilitation Center	6	15	32	36	0	89
Lake Cumberland Regional Hospital	0	2	6	3	0	11
Somerset Nursing and Rehabilitation Facility	5	17	40	46	0	108
Somerwoods Nursing and Rehabilitation	18	25	33	54	0	130
PULASKI County Total:	29	59	111	139	0	338
RUSSELL						
Fair Oaks Health Systems	11	18	33	51	0	113
RUSSELL County Total:	11	18	33	51	0	113
TAYLOR						
Campbellsville Nursing and Rehabilitation	2	8	20	29	0	59
The Grandview Nursing and Rehabilitation Facility	2	3	16	30	0	51
TAYLOR County Total:	4	11	36	59	0	110
WAYNE						
Hicks' Golden Years Nursing Home	11	7	20	21	0	59
WAYNE County Total:	11	7	20	21	0	59
ADD: 14 Total	104	172	351	466	0	1,093

2018 ANNUAL KENTUCKY LONG TERM CARE UTILIZATION AND SERVICE REPORT

Table 15 - Facility Resident Age Distribution- Nursing Facility Beds

ADD / Facility	Under 65	65-74	75-84	Over 85	Unknown	Total
ADD: 15 - Bluegrass						
ANDERSON						
Signature Healthcare at Heritage Hall Rehab	14	12	27	35	0	88
ANDERSON County Total:	14	12	27	35	0	88
BOURBON						
Bourbon Heights	4	12	29	19	0	64
BOURBON County Total:	4	12	29	19	0	64
BOYLE						
Charleston Health Care Center	3	10	24	48	0	85
Danville Center For Health	14	20	38	32	0	104
Ephraim McDowell Regional Medical Center	0	0	0	0	0	0
BOYLE County Total:	17	30	62	80	0	189
CLARK						
Clark Regional Medical Center Transitional Care	3	1	8	7	0	19
Fountain Circle Care and Rehab Ctr	26	36	36	40	0	138
CLARK County Total:	29	37	44	47	0	157
ESTILL						
Irvine Nursing and Rehabilitation	16	17	28	23	0	84
ESTILL County Total:	16	17	28	23	0	84
FAYETTE						
Bluegrass Care and Rehabilitation Center	8	27	34	29	0	98
Brookdale Richmond Place SNF	6	17	25	32	0	80
Cambridge Place	14	29	33	24	0	100
Cardinal Hill Rehab Unit	4	9	8	4	0	25
Eastern State Hosp Long Term Acquired Brain Injury	0	0	0	0	0	0
Lexington Country Place	4	6	18	55	0	83
Mayfair Manor	11	15	25	35	0	86
Northpoint Lexington Healthcare Center	19	19	51	52	0	141
Providence Homestead	9	31	41	50	0	131
Providence Pine Meadows	19	19	28	42	0	108
Rose Manor Health Care	0	6	7	20	0	33
Sayre Christian Village Nursing Home	3	8	26	79	0	116
Signature Healthcare At Tanbark Rehab	1	4	9	13	0	27
The Willows At Fritz Farm	3	3	12	29	0	47
The Willows at Hamburg	1	5	13	32	0	51

2018 ANNUAL KENTUCKY LONG TERM CARE UTILIZATION AND SERVICE REPORT

Table 15 - Facility Resident Age Distribution- Nursing Facility Beds

ADD / Facility	Under 65	65-74	75-84	Over 85	Unknown	Total
Willows at Citation	5	5	13	26	0	49
FAYETTE County Total:	107	203	343	522	0	1,175
FRANKLIN						
Bradford Square Rehabilitation and Nursing Center	18	13	17	50	2	100
Frankfort Care and Rehabilitation	11	17	28	31	0	87
FRANKLIN County Total:	29	30	45	81	2	187
GARRARD						
Landmark of Lancaster Rehabilitation and Nursing	13	19	21	37	0	90
GARRARD County Total:	13	19	21	37	0	90
HARRISON						
Cedar Ridge Health Campus	2	6	11	28	0	47
Edgemont Healthcare	15	15	16	7	0	53
Grand Haven Nursing Home	13	13	7	17	0	50
HARRISON County Total:	30	34	34	52	0	150
JESSAMINE						
Diversicare of Nicholasville	5	11	26	16	0	58
Thomson Hood Veterans Center	10	34	29	78	0	151
JESSAMINE County Total:	15	45	55	94	0	209
LINCOLN						
Stanford Care and Rehab	15	26	40	39	0	120
LINCOLN County Total:	15	26	40	39	0	120
MADISON						
Berea Health and Rehabilitation	11	11	26	32	0	80
Kenwood Health and Rehabilitation Center	6	14	25	32	0	77
Madison Health and Rehabilitation Center	13	20	32	18	0	83
The Terrace Nursing and Rehabilitation	4	9	32	51	0	96
MADISON County Total:	34	54	115	133	0	336
MERCER						
Harrodsburg Health & Rehab Ctr	11	21	41	27	0	100
The Willows at Harrodsburg	4	3	9	17	0	33
MERCER County Total:	15	24	50	44	0	133
NICHOLAS						
Johnson Mathers Nursing Home	10	18	27	34	0	89
NICHOLAS County Total:	10	18	27	34	0	89

2018 ANNUAL KENTUCKY LONG TERM CARE UTILIZATION AND SERVICE REPORT

Table 15 - Facility Resident Age Distribution- Nursing Facility Beds

ADD / Facility	Under 65	65-74	75-84	Over 85	Unknown	Total
POWELL						
Stanton Nursing and Rehabilitation Center	16	17	25	15	0	73
POWELL County Total:	16	17	25	15	0	73
SCOTT						
Dover Manor	1	7	24	48	0	80
Signature Healthcare of Georgetown	6	13	17	21	0	57
SCOTT County Total:	7	20	41	69	0	137
WOODFORD						
The Homeplace At Midway	1	2	8	12	0	23
WOODFORD County Total:	1	2	8	12	0	23
ADD: 15 Total	372	600	994	1,336	2	3,304
Statewide Total	3,290	4,272	6,737	7,964	17	22,280

2018 ANNUAL KENTUCKY LONG TERM CARE UTILIZATION AND SERVICE REPORT

Table 16 - Facility Resident Age Distribution- Personal Care Beds

ADD / Facility	Under 65	65-74	75-84	Over 85	Unknown	Total
ADD: 1 - Purchase						
CALLOWAY						
Fern Terrace of Murray	12	20	22	17	0	71
Gardens At Hickory Woods	0	0	10	9	0	19
CALLOWAY County Total:	12	20	32	26	0	90
CARLISLE						
Countryside Center	3	0	2	2	0	7
CARLISLE County Total:	3	0	2	2	0	7
GRAVES						
Fern Terrace of Mayfield	87	39	3	0	0	129
GRAVES County Total:	87	39	3	0	0	129
HICKMAN						
Clinton Hickman County Nursing Facility	1	2	0	2	0	5
Clinton Place	2	0	1	1	0	4
HICKMAN County Total:	3	2	1	3	0	9
MCCRACKEN						
Gaither Suites at West Park	0	1	4	21	0	26
MCCRACKEN County Total:	0	1	4	21	0	26
ADD: 1 Total	105	62	42	52	0	261
ADD: 2 - Pennyriile						
CALDWELL						
Highland Homes, Inc.	67	15	3	0	0	85
CALDWELL County Total:	67	15	3	0	0	85
CHRISTIAN						
Christian County Manor	37	3	2	0	0	42
Christian Health Center, Hopkinsville	0	0	1	1	0	2
Pennyriile Home	47	26	11	0	0	84
CHRISTIAN County Total:	84	29	14	1	0	128
CRITTENDEN						
Crittenden County Health and Rehabilitation Center	0	0	0	0	0	0
CRITTENDEN County Total:	0	0	0	0	0	0
HOPKINS						
The Homestead	34	11	2	0	0	47
The Oaks PCH/Madisonville	42	3	1	0	0	46
HOPKINS County Total:	76	14	3	0	0	93

2018 ANNUAL KENTUCKY LONG TERM CARE UTILIZATION AND SERVICE REPORT

Table 16 - Facility Resident Age Distribution- Personal Care Beds

ADD / Facility	Under 65	65-74	75-84	Over 85	Unknown	Total
LYON						
River's Bend Retirement Community	0	0	0	0	0	0
LYON County Total:	0	0	0	0	0	0
MUHLENBERG						
Diversicare of Greenville	1	0	3	3	0	7
Sparks Nursing Center	27	22	14	14	0	77
MUHLENBERG County Total:	28	22	17	17	0	84
TRIGG						
Better Senior Living	14	8	22	2	0	46
TRIGG County Total:	14	8	22	2	0	46
ADD: 2 Total	269	88	59	20	0	436
ADD: 3 - Green River						
DAVIESS						
Bishop Soenneker Home	19	15	12	9	0	55
Carmel Home	0	0	9	69	0	78
Davco Rest Home	65	20	4	0	0	89
Fern Terrace of Owensboro	23	26	8	3	0	60
Owensboro Center	4	4	2	0	0	10
Rosedale Rest Home	30	3	1	0	0	34
DAVIESS County Total:	141	68	36	81	0	326
HANCOCK						
The Oaks PCH/Lewisport	40	5	1	0	0	46
HANCOCK County Total:	40	5	1	0	0	46
HENDERSON						
Henderson Manor	17	10	5	0	0	32
HENDERSON County Total:	17	10	5	0	0	32
MCLEAN						
Sunny Acres	18	4	0	0	0	22
MCLEAN County Total:	18	4	0	0	0	22
OHIO						
Beaver Dam Nursing and Rehab Center	6	5	3	4	0	18
OHIO County Total:	6	5	3	4	0	18
UNION						
Breckinridge Place	0	0	0	0	0	0
UNION County Total:	0	0	0	0	0	0
ADD: 3 Total	222	92	45	85	0	444

2018 ANNUAL KENTUCKY LONG TERM CARE UTILIZATION AND SERVICE REPORT

Table 16 - Facility Resident Age Distribution- Personal Care Beds

ADD / Facility	Under 65	65-74	75-84	Over 85	Unknown	Total
ADD: 4 - Barren River						
ALLEN						
Cornerstone Manor	28	6	1	0	0	35
Scottsville Manor	19	7	1	0	0	27
ALLEN County Total:	47	13	2	0	0	62
BARREN						
NHC HealthCare, Glasgow	0	1	1	0	0	2
BARREN County Total:	0	1	1	0	0	2
EDMONSON						
Edmonson Center	1	2	4	0	0	7
EDMONSON County Total:	1	2	4	0	0	7
HART						
Hart County Manor	29	14	3	1	0	47
HART County Total:	29	14	3	1	0	47
METCALFE						
Harper's Home for the Aged	15	8	1	0	0	24
Metcalfe Health Care Center	1	5	4	1	0	11
METCALFE County Total:	16	13	5	1	0	35
SIMPSON						
Lewis Memorial Methodist Home	2	6	8	4	0	20
SIMPSON County Total:	2	6	8	4	0	20
WARREN						
Christian Health Center, Bowling Green	2	7	17	28	0	54
Fern Terrace of Bowling Green	82	16	11	0	0	109
The Haven At Massey Springs	0	0	4	11	0	15
WARREN County Total:	84	23	32	39	0	178
ADD: 4 Total	179	72	55	45	0	351
ADD: 5 - Lincoln Trail						
GRAYSON						
Grayson Manor	0	6	8	9	0	23
GRAYSON County Total:	0	6	8	9	0	23
HARDIN						
Signature Healthcare at North Hardin Rehab	0	0	0	0	0	0
HARDIN County Total:	0	0	0	0	0	0
MARION						
Loretto Motherhouse Infirmary	0	1	2	19	0	22

2018 ANNUAL KENTUCKY LONG TERM CARE UTILIZATION AND SERVICE REPORT

Table 16 - Facility Resident Age Distribution- Personal Care Beds

ADD / Facility	Under 65	65-74	75-84	Over 85	Unknown	Total
The Village of Lebanon II	0	0	0	2	0	2
MARION County Total:	0	1	2	21	0	24
MEADE						
Brandenburg Nursing and Rehabilitation	0	0	0	0	0	0
MEADE County Total:	0	0	0	0	0	0
NELSON						
Windsor Gardens CCRC	0	0	0	18	0	18
NELSON County Total:	0	0	0	18	0	18
WASHINGTON						
Sansbury Care Center	0	0	2	6	0	8
WASHINGTON County Total:	0	0	2	6	0	8
ADD: 5 Total	0	7	12	54	0	73
ADD: 6 - KIPDA						
BULLITT						
Colonial House of Shepherdsville	47	9	4	0	0	60
BULLITT County Total:	47	9	4	0	0	60
JEFFERSON						
Atria Blankenbaker	0	5	9	25	0	39
Barton House of Louisville #1	1	3	3	4	0	11
Belmont Village	2	4	25	87	0	118
Brookdale Stonestreet	0	0	7	24	0	31
Eastern Star Home in KY	0	0	3	3	0	6
Episcopal Church Home	1	5	14	37	0	57
Exceptional Senior Living - Prospect	1	2	4	31	0	38
Forest Hills Commons	1	4	37	48	0	90
Forest Springs Health Campus	1	0	14	16	0	31
Hallmark House Louisville II	0	4	9	7	0	20
Heartsong Memory Care	1	2	11	6	0	20
Little Sisters of the Poor - St. Joseph's Home	0	0	4	10	0	14
Louisville Protestant Altenheim	1	3	6	11	0	21
Masonic Home of Louisville	1	7	20	28	0	56
Morning Pointe Of Louisville At South Hurstbourne	4	13	14	13	1	45
Nazareth Home	0	4	13	25	0	42
Nazareth Home Clifton	0	2	3	7	0	12
Park Louisville	3	3	7	15	0	28

2018 ANNUAL KENTUCKY LONG TERM CARE UTILIZATION AND SERVICE REPORT

Table 16 - Facility Resident Age Distribution- Personal Care Beds

ADD / Facility	Under 65	65-74	75-84	Over 85	Unknown	Total
Parr's at Springhurst	0	1	14	67	0	82
Rose Anna Hughes Home/Westminster	2	3	10	30	0	45
Stonecrest of Louisville	0	2	8	10	0	20
Sunrise of Louisville	0	5	16	60	0	81
Symphony at Oaklawn	0	3	22	53	0	78
Symphony at Valley Farms	0	4	18	11	0	33
The Forum at Brookside	0	0	0	23	0	23
The Lantern At Morning Pointe (Louisville)	0	3	14	9	0	26
Thrive At Beckley Creek	3	7	20	18	0	48
Treyton Oaks Towers	1	0	5	20	0	26
Wesley Manor	0	2	13	11	0	26
Westport Place Health Campus	1	0	6	14	0	21
JEFFERSON County Total:	24	91	349	723	1	1,188
SHELBY						
Colonial Hall Manor	33	15	5	0	0	53
Masonic Home of Shelbyville	2	4	6	14	0	26
SHELBY County Total:	35	19	11	14	0	79
ADD: 6 Total	106	119	364	737	1	1,327
ADD: 7 - Northern KY						
BOONE						
Colonial Gardens	0	4	14	55	0	73
BOONE County Total:	0	4	14	55	0	73
CAMPBELL						
Carmel Manor	0	1	7	9	0	17
The Seasons at Alexandria	1	0	16	32	0	49
CAMPBELL County Total:	1	1	23	41	0	66
CARROLL						
Carrollton Manor	18	8	4	0	0	30
Valley Haven Rest Home	29	9	0	0	0	38
CARROLL County Total:	47	17	4	0	0	68
GRANT						
Jonesville Rest Home	24	0	1	0	0	25
GRANT County Total:	24	0	1	0	0	25
KENTON						
Brookdale Edgewood	0	5	6	55	0	66
Covington Ladies Home	1	3	4	11	0	19

2018 ANNUAL KENTUCKY LONG TERM CARE UTILIZATION AND SERVICE REPORT

Table 16 - Facility Resident Age Distribution- Personal Care Beds

ADD / Facility	Under 65	65-74	75-84	Over 85	Unknown	Total
Emerald Trace	0	0	6	9	0	15
Ivy Knoll	4	5	8	14	0	31
Madonna Manor	1	0	9	11	0	21
Regency Manor	23	19	12	2	0	56
Regency Manor North	10	15	4	1	0	30
St Charles Care Center	0	3	4	21	0	28
KENTON County Total:	39	50	53	124	0	266
PENDLETON						
Falmouth Nursing Home	21	2	0	0	0	23
The Front Gate	14	5	0	0	0	19
PENDLETON County Total:	35	7	0	0	0	42
ADD: 7 Total	146	79	95	220	0	540
ADD: 9 - Gateway						
MENIFEE						
Edgewood Estates	3	1	1	1	0	6
MENIFEE County Total:	3	1	1	1	0	6
MONTGOMERY						
Regency Memory Care	0	3	3	6	0	12
MONTGOMERY County Total:	0	3	3	6	0	12
MORGAN						
West Liberty Nursing and Rehabilitation Center	0	0	2	0	0	2
MORGAN County Total:	0	0	2	0	0	2
ADD: 9 Total	3	4	6	7	0	20
ADD: 10 - FIVCO						
BOYD						
Artrips Personal Care Home	17	0	1	2	0	20
Hamilton's Personal Care Home	12	3	1	0	0	16
King's Daughters And Sons Home	0	1	10	19	0	30
BOYD County Total:	29	4	12	21	0	66
GREENUP						
Frasure's Personal Care Home	36	17	2	1	0	56
Morning Pointe Of Russell	0	1	8	45	0	54
Russell Convalescent Home	24	2	0	0	0	26
The Lantern At Morning Pointe Alzheimers and Memory Care	1	0	14	27	0	42

2018 ANNUAL KENTUCKY LONG TERM CARE UTILIZATION AND SERVICE REPORT

Table 16 - Facility Resident Age Distribution- Personal Care Beds

ADD / Facility	Under 65	65-74	75-84	Over 85	Unknown	Total
Trinity Station Retirement Community	0	0	9	15	0	24
GREENUP County Total:	61	20	33	88	0	202
LAWRENCE						
The Jordan Center	0	2	0	0	0	2
LAWRENCE County Total:	0	2	0	0	0	2
ADD: 10 Total	90	26	45	109	0	270
ADD: 11 - Big Sandy						
JOHNSON						
Venture Home of Paintsville	44	15	1	0	0	60
JOHNSON County Total:	44	15	1	0	0	60
MAGOFFIN						
Salyersville Nursing and Rehabilitation Center	0	0	0	0	0	0
MAGOFFIN County Total:	0	0	0	0	0	0
MARTIN						
Martin County Health Care Facility	2	1	0	0	0	3
MARTIN County Total:	2	1	0	0	0	3
PIKE						
Good Shepherd Community Nursing Center	0	0	0	0	0	0
PIKE County Total:	0	0	0	0	0	0
ADD: 11 Total	46	16	1	0	0	63
ADD: 12 - Ky River						
KNOTT						
Golden Years Rest Home	60	16	3	0	0	79
KNOTT County Total:	60	16	3	0	0	79
OWSLEY						
Owsley County Health Care Center	0	0	0	1	0	1
OWSLEY County Total:	0	0	0	1	0	1
ADD: 12 Total	60	16	3	1	0	80
ADD: 13 - Cumberland Valley						
BELL						
Generations Center of Middlesboro	11	38	8	6	0	63
BELL County Total:	11	38	8	6	0	63
HARLAN						
The Laurels	33	26	7	2	0	68
HARLAN County Total:	33	26	7	2	0	68

2018 ANNUAL KENTUCKY LONG TERM CARE UTILIZATION AND SERVICE REPORT

Table 16 - Facility Resident Age Distribution- Personal Care Beds

ADD / Facility	Under 65	65-74	75-84	Over 85	Unknown	Total
KNOX						
Christian Health Center - Corbin	0	0	1	0	0	1
KNOX County Total:	0	0	1	0	0	1
ADD: 13 Total	44	64	16	8	0	132
ADD: 14 - Lake Cumberland						
MCCREARY						
Cumberland Manor Rest Home	35	11	2	0	0	48
MCCREARY County Total:	35	11	2	0	0	48
PULASKI						
Crestview Personal Care	10	7	9	1	0	27
Somervew Personal Care Home	32	11	1	1	0	45
PULASKI County Total:	42	18	10	2	0	72
TAYLOR						
Bluegrass Way	0	1	4	4	0	9
TAYLOR County Total:	0	1	4	4	0	9
WAYNE						
Dishman Personal Care Home	25	10	2	0	0	37
Hicks' Golden Years Nursing Home	0	1	0	0	0	1
WAYNE County Total:	25	11	2	0	0	38
ADD: 14 Total	102	41	18	6	0	167
ADD: 15 - Bluegrass						
ANDERSON						
Signature Healthcare at Heritage Hall Rehab	0	0	3	5	0	8
ANDERSON County Total:	0	0	3	5	0	8
BOURBON						
Bourbon Heights	0	2	2	3	0	7
BOURBON County Total:	0	2	2	3	0	7
BOYLE						
McDowell Place of Danville	2	0	2	7	0	11
Morning Pointe of Danville	1	2	21	34	0	58
BOYLE County Total:	3	2	23	41	0	69
ESTILL						
Irvine Nursing and Rehabilitation	0	0	2	0	0	2
ESTILL County Total:	0	0	2	0	0	2
FAYETTE						
Brookdale Richmond Place	2	7	23	23	0	55

2018 ANNUAL KENTUCKY LONG TERM CARE UTILIZATION AND SERVICE REPORT

Table 16 - Facility Resident Age Distribution- Personal Care Beds

ADD / Facility	Under 65	65-74	75-84	Over 85	Unknown	Total
Central Ky Recovery Center Unit 1	10	1	0	0	0	11
Central KY Recovery Center Unit 2	9	1	0	0	0	10
Lantern at Morning Pointe Alz and Memory Care	0	2	24	7	0	33
Legacy Reserve at Fritz Farm	0	0	11	27	0	38
Lexington Country Place	0	0	2	18	0	20
Mayfair Village Retirement Center	0	0	3	11	0	14
Morning Pointe of Lexington	2	3	13	37	0	55
Morning Pointe of Lexington East	0	3	10	44	0	57
Provision Living At Beaumont Centre	2	21	10	41	0	74
Signature Healthcare At Tanbark Rehab	0	3	3	33	0	39
The Breckinridge	0	1	7	13	0	21
The Legacy At The Willows	1	1	4	13	0	19
The Villa at Chevy Chase	0	0	0	0	0	0
The Willows At Fritz Farm	0	1	7	12	0	20
The Willows at Hamburg	0	1	6	21	0	28
Willows at Citation	1	0	2	21	0	24
FAYETTE County Total:	27	45	125	321	0	518
FRANKLIN						
Dominion Senior Living of Frankfort	0	3	4	11	0	18
Morning Pointe of Frankfort	0	6	18	16	0	40
The Lantern at Morning Pointe of Frankfort	0	0	15	18	0	33
FRANKLIN County Total:	0	9	37	45	0	91
HARRISON						
Cedar Ridge Health Campus	1	1	5	23	0	30
Parkside Manor	30	14	6	1	0	51
Shady Lawn Home	58	13	3	1	0	75
HARRISON County Total:	89	28	14	25	0	156
JESSAMINE						
Bridgepointe At Ashgrove Woods	1	2	16	38	0	57
Rose Terrace Lodge	23	9	6	1	0	39
Wesley Village	0	0	3	17	0	20
JESSAMINE County Total:	24	11	25	56	0	116
LINCOLN						
Waynesburg Manor	15	7	4	2	0	28
LINCOLN County Total:	15	7	4	2	0	28

2018 ANNUAL KENTUCKY LONG TERM CARE UTILIZATION AND SERVICE REPORT

Table 16 - Facility Resident Age Distribution- Personal Care Beds

ADD / Facility	Under 65	65-74	75-84	Over 85	Unknown	Total
MADISON						
Dominion Senior Living of Richmond	0	5	18	21	0	44
Morning Pointe of Richmond	0	1	9	21	0	31
Telford Terrace	0	0	2	8	0	10
MADISON County Total:	0	6	29	50	0	85
MERCER						
The Willows at Harrodsburg	0	0	3	7	0	10
MERCER County Total:	0	0	3	7	0	10
POWELL						
Stanton Nursing and Rehabilitation Center	0	0	1	0	0	1
POWELL County Total:	0	0	1	0	0	1
SCOTT						
Dover Manor	0	0	0	0	0	0
The Meadows At Windsor Gardens	0	2	3	4	0	9
SCOTT County Total:	0	2	3	4	0	9
WOODFORD						
Taylor Manor Nursing Home	0	0	1	3	0	4
The Homeplace At Midway	0	0	2	9	0	11
WOODFORD County Total:	0	0	3	12	0	15
ADD: 15 Total	158	112	274	571	0	1,115
Statewide Total	1,530	798	1,035	1,915	1	5,279

2018 ANNUAL KENTUCKY LONG TERM CARE UTILIZATION AND SERVICE REPORT

Table 17 - Facility Resident Age Distribution- Nursing Home (CCRC) Beds

ADD / Facility	Under 65	65-74	75-84	Over 85	Unknown	Total
ADD: 2 - Pennyriple						
CHRISTIAN						
Christian Health Center, Hopkinsville	0	0	0	2	0	2
CHRISTIAN County Total:	0	0	0	2	0	2
ADD: 2 Total	0	0	0	2	0	2
ADD: 3 - Green River						
UNION						
Breckinridge Place	0	0	1	6	0	7
UNION County Total:	0	0	1	6	0	7
ADD: 3 Total	0	0	1	6	0	7
ADD: 4 - Barren River						
WARREN						
Christian Health Center, Bowling Green	0	0	5	11	0	16
WARREN County Total:	0	0	5	11	0	16
ADD: 4 Total	0	0	5	11	0	16
ADD: 5 - Lincoln Trail						
MARION						
The Village of Lebanon II	0	0	1	2	0	3
MARION County Total:	0	0	1	2	0	3
NELSON						
Windsor Gardens CCRC	0	0	0	4	0	4
NELSON County Total:	0	0	0	4	0	4
ADD: 5 Total	0	0	1	6	0	7
ADD: 6 - KIPDA						
JEFFERSON						
Christian Health Center of Louisville	0	0	0	0	0	0
Episcopal Church Home	0	1	3	9	0	13
Louisville Protestant Altenheim	0	0	1	4	0	5
Nazareth Home Clifton	0	0	1	0	0	1
The Forum at Brookside	1	2	2	10	0	15
JEFFERSON County Total:	1	3	7	23	0	34
ADD: 6 Total	1	3	7	23	0	34

2018 ANNUAL KENTUCKY LONG TERM CARE UTILIZATION AND SERVICE REPORT

Table 17 - Facility Resident Age Distribution- Nursing Home (CCRC) Beds

ADD / Facility	Under 65	65-74	75-84	Over 85	Unknown	Total
ADD: 7 - Northern KY						
KENTON						
Madonna Manor	0	0	1	0	0	1
KENTON County Total:	0	0	1	0	0	1
ADD: 7 Total	0	0	1	0	0	1
ADD: 10 - FIVCO						
GREENUP						
Trinity Station Retirement Community	0	1	3	11	0	15
GREENUP County Total:	0	1	3	11	0	15
ADD: 10 Total	0	1	3	11	0	15
ADD: 13 - Cumberland Valley						
KNOX						
Christian Health Center - Corbin	0	0	1	0	0	1
KNOX County Total:	0	0	1	0	0	1
LAUREL						
Laurel Heights Home for the Elderly	1	3	5	8	0	17
LAUREL County Total:	1	3	5	8	0	17
ADD: 13 Total	1	3	6	8	0	18
ADD: 14 - Lake Cumberland						
PULASKI						
The Neighborhood Nursing Facility	0	1	1	9	0	11
PULASKI County Total:	0	1	1	9	0	11
ADD: 14 Total	0	1	1	9	0	11
ADD: 15 - Bluegrass						
FAYETTE						
Sayre Christian Village Nursing Home	0	1	0	8	0	9
The Willows at Hamburg	0	0	5	5	0	10
FAYETTE County Total:	0	1	5	13	0	19
HARRISON						
Cedar Ridge Health Campus	0	0	1	4	0	5
HARRISON County Total:	0	0	1	4	0	5
JESSAMINE						
Wesley Village	0	0	3	23	0	26
JESSAMINE County Total:	0	0	3	23	0	26

2018 ANNUAL KENTUCKY LONG TERM CARE UTILIZATION AND SERVICE REPORT

Table 17 - Facility Resident Age Distribution- Nursing Home (CCRC) Beds

ADD / Facility	Under 65	65-74	75-84	Over 85	Unknown	Total
MADISON						
Telford Terrace	0	0	2	9	0	11
MADISON County Total:	0	0	2	9	0	11
WOODFORD						
The Homeplace At Midway	0	0	1	0	0	1
WOODFORD County Total:	0	0	1	0	0	1
ADD: 15 Total	0	1	12	49	0	62
Statewide Total	2	9	37	125	0	173

2018 ANNUAL KENTUCKY LONG TERM CARE UTILIZATION AND SERVICE REPORT

Table 18 - Facility Resident Age Distribution- Nursing Home (Non-CCRC) Beds

ADD / Facility	Under 65	65-74	75-84	Over 85	Unknown	Total
ADD: 3 - Green River						
DAVIESS						
Hermitage Care and Rehabilitation Center	0	3	8	9	0	20
DAVIESS County Total:	0	3	8	9	0	20
WEBSTER						
Shemwell Nursing Home	2	0	0	15	0	17
WEBSTER County Total:	2	0	0	15	0	17
ADD: 3 Total	2	3	8	24	0	37
ADD: 4 - Barren River						
WARREN						
Christian Health Center, Bowling Green	0	0	0	0	0	0
WARREN County Total:	0	0	0	0	0	0
ADD: 4 Total	0	0	0	0	0	0
ADD: 5 - Lincoln Trail						
MARION						
The Village of Lebanon II	0	0	12	8	0	20
MARION County Total:	0	0	12	8	0	20
ADD: 5 Total	0	0	12	8	0	20
ADD: 7 - Northern KY						
KENTON						
Madonna Manor	0	0	0	0	0	0
KENTON County Total:	0	0	0	0	0	0
ADD: 7 Total	0	0	0	0	0	0
ADD: 15 - Bluegrass						
BOURBON						
Bourbon Heights	0	1	7	17	0	25
BOURBON County Total:	0	1	7	17	0	25
FAYETTE						
The Willows at Hamburg	0	0	0	0	0	0
FAYETTE County Total:	0	0	0	0	0	0
MERCER						
The Willows at Harrodsburg	1	1	1	3	0	6
MERCER County Total:	1	1	1	3	0	6
WOODFORD						
Taylor Manor Nursing Home	0	2	9	23	0	34

2018 ANNUAL KENTUCKY LONG TERM CARE UTILIZATION AND SERVICE REPORT

Table 18 - Facility Resident Age Distribution- Nursing Home (Non-CCRC) Beds

ADD / Facility	Under 65	65-74	75-84	Over 85	Unknown	Total
The Homeplace At Midway	0	0	0	0	0	0
WOODFORD County Total:	0	2	9	23	0	34
ADD: 15 Total	1	4	17	43	0	65
Statewide Total	3	7	37	75	0	122

2018 ANNUAL KENTUCKY LONG TERM CARE UTILIZATION AND SERVICE REPORT

Table 19 - Facility Resident Age Distribution- Intermediate Care Beds

ADD / Facility	Under 65	65-74	75-84	Over 85	Unknown	Total
ADD: 3 - Green River						
WEBSTER						
Shemwell Nursing Home	0	0	1	1	0	2
WEBSTER County Total:	0	0	1	1	0	2
ADD: 3 Total	0	0	1	1	0	2
ADD: 4 - Barren River						
WARREN						
Christian Health Center, Bowling Green	0	0	1	1	0	2
WARREN County Total:	0	0	1	1	0	2
ADD: 4 Total	0	0	1	1	0	2
ADD: 6 - KIPDA						
JEFFERSON						
Eastern Star Home in KY	0	0	3	10	0	13
Louisville Protestant Altenheim	1	0	5	8	0	14
The Forum at Brookside	0	0	0	1	0	1
JEFFERSON County Total:	1	0	8	19	0	28
ADD: 6 Total	1	0	8	19	0	28
ADD: 15 - Bluegrass						
FRANKLIN						
Test Production Sites	0	0	0	0	0	0
FRANKLIN County Total:	0	0	0	0	0	0
HARRISON						
Cedar Ridge Health Campus	0	0	0	2	0	2
HARRISON County Total:	0	0	0	2	0	2
JESSAMINE						
Wesley Village	0	0	1	0	0	1
JESSAMINE County Total:	0	0	1	0	0	1
MADISON						
Telford Terrace	0	1	0	0	0	1
MADISON County Total:	0	1	0	0	0	1
WOODFORD						
Taylor Manor Nursing Home	0	1	0	9	0	10
WOODFORD County Total:	0	1	0	9	0	10
ADD: 15 Total	0	2	1	11	0	14
Statewide Total	1	2	11	32	0	46

2018 ANNUAL KENTUCKY LONG TERM CARE UTILIZATION AND SERVICE REPORT

Table 20 - Facility Resident Age Distribution- Alzheimer Facility Beds

ADD / Facility	Under 65	65-74	75-84	Over 85	Unknown	Total
ADD: 3 - Green River						
DAVIESS						
Wellington Parc of Owensboro	0	8	12	27	0	47
DAVIESS County Total:	0	8	12	27	0	47
ADD: 3 Total	0	8	12	27	0	47
ADD: 4 - Barren River						
WARREN						
Magnolia Village Care	3	6	21	25	0	55
WARREN County Total:	3	6	21	25	0	55
ADD: 4 Total	3	6	21	25	0	55
Statewide Total	3	14	33	52	0	102

2018 ANNUAL KENTUCKY LONG TERM CARE UTILIZATION AND SERVICE REPORT

Table 21 - Facility Resident Age Distribution - ICF/IID Beds

ADD / Facility	Under 65	65-74	75-84	Over 85	Unknown	Total
ADD: 2 - Pennyrite						
CHRISTIAN						
Outwood ICF/IID	26	5	1	0	0	32
CHRISTIAN County Total:	26	5	1	0	0	32
ADD: 2 Total	26	5	1	0	0	32
ADD: 3 - Green River						
DAVIESS						
Wendell Foster's Campus for Developmental	57	5	1	0	0	63
DAVIESS County Total:	57	5	1	0	0	63
ADD: 3 Total	57	5	1	0	0	63
ADD: 6 - KIPDA						
BULLITT						
Meadows ICF/IID	5	2	0	0	0	7
BULLITT County Total:	5	2	0	0	0	7
HENRY						
Cedar Lake Lodge Park Place I	5	2	1	0	0	8
Cedar Lake Lodge Park Place II	7	0	1	0	0	8
HENRY County Total:	12	2	2	0	0	16
JEFFERSON						
Bingham Gardens	22	2	0	0	0	24
Del Maria ICF/IID	7	0	1	0	0	8
Hazelwood Center	54	10	2	0	0	66
JEFFERSON County Total:	83	12	3	0	0	98
OLDHAM						
Cedar Lake Lodge	58	5	0	0	0	63
Cedar Lake Lodge Sycamore Run I	4	0	0	0	0	4
Cedar Lake Lodge Sycamore Run II	4	0	0	0	0	4
Windsong ICF/IID	4	2	0	0	0	6
OLDHAM County Total:	70	7	0	0	0	77
ADD: 6 Total	170	23	5	0	0	198

2018 ANNUAL KENTUCKY LONG TERM CARE UTILIZATION AND SERVICE REPORT

Table 21 - Facility Resident Age Distribution - ICF/IID Beds

ADD / Facility	Under 65	65-74	75-84	Over 85	Unknown	Total
ADD: 14 - Lake Cumberland						
PULASKI						
Oakwood ICF/IID Unit 1	38	6	1	0	0	45
Oakwood ICF/IID Unit 2	37	0	0	0	0	37
Oakwood ICF/IID Unit 3	11	0	0	0	0	11
Oakwood ICF/IID Unit 4	12	0	0	0	0	12
PULASKI County Total:	98	6	1	0	0	105
ADD: 14 Total	98	6	1	0	0	105
Statewide Total	351	39	8	0	0	398

Kentucky Annual Long-Term Care Services Report



Section IV Death Census by Age

2018 ANNUAL KENTUCKY LONG TERM CARE UTILIZATION AND SERVICE REPORT

Table 22 - Facility Resident Death Distribution- Nursing Facility Beds

ADD / Facility	Under 65	65-74	75-84	Over 85	Unknown	Total
ADD: 1 - Purchase						
BALLARD						
Life Care Center of LaCenter	0	0	12	19	0	31
BALLARD County Total:	0	0	12	19	0	31
CALLOWAY						
Spring Creek Health Care	1	4	13	31	0	49
CALLOWAY County Total:	1	4	13	31	0	49
CARLISLE						
Countryside Center	1	4	5	8	0	18
CARLISLE County Total:	1	4	5	8	0	18
FULTON						
Fulton Nursing and Rehab	4	2	3	12	0	21
FULTON County Total:	4	2	3	12	0	21
GRAVES						
Concordia Healthcare Center-Heritage Manor	1	3	7	7	0	18
Green Acres Health Care	0	1	0	15	0	16
Mills Health and Rehab Center	0	3	11	29	0	43
GRAVES County Total:	1	7	18	51	0	77
HICKMAN						
Clinton Hickman County Nursing Facility	0	3	3	7	0	13
Clinton Place	3	4	6	4	0	17
HICKMAN County Total:	3	7	9	11	0	30
MARSHALL						
Calvert City Convalescent Center	0	0	24	20	0	44
Lake Way Nursing and Rehabilitation Center	3	4	10	23	0	40
Oakview Nursing and Rehabilitation Center	3	6	9	19	0	37
MARSHALL County Total:	6	10	43	62	0	121
MCCRACKEN						
Baptist Health Paducah	0	0	0	0	0	0
Parkview Nursing and Rehabilitation Center (Paducah)	1	8	20	53	0	82
River Haven Nursing and Rehab	4	0	3	2	0	9
Stonecreek Health and Rehab	5	7	9	8	0	29

2018 ANNUAL KENTUCKY LONG TERM CARE UTILIZATION AND SERVICE REPORT

Table 22 - Facility Resident Death Distribution- Nursing Facility Beds

ADD / Facility	Under 65	65-74	75-84	Over 85	Unknown	Total
Superior Care Home	1	2	9	14	0	26
MCCRACKEN County Total:	11	17	41	77	0	146
ADD: 1 Total	27	51	144	271	0	493
ADD: 2 - Pennyryle						
CALDWELL						
Princeton Health and Rehab Center	0	6	25	8	0	39
CALDWELL County Total:	0	6	25	8	0	39
CHRISTIAN						
Bradford Heights Health & Rehab Center	0	7	5	15	0	27
Christian Health Center, Hopkinsville	1	3	9	28	0	41
Christian Heights Nursing and Rehabilitation Center	4	0	2	1	0	7
Covington Convalescent Center	2	1	3	11	0	17
Western State Nursing Facility	1	2	1	4	0	8
CHRISTIAN County Total:	8	13	20	59	0	100
CRITTENDEN						
Crittenden County Health and Rehabilitation Center	4	4	10	14	0	32
CRITTENDEN County Total:	4	4	10	14	0	32
HOPKINS						
Baptist Health Madisonville	0	0	0	0	0	0
Brighton Cornerstone Health Care	1	1	5	7	0	14
Dawson Springs Health And Rehab Ctr	0	0	2	4	0	6
Hillside Center	5	5	5	7	0	22
Joseph Eddie Ballard Western Kentucky Veterans Ctr	0	3	10	41	0	54
Madisonville Health and Rehabilitation	4	1	7	13	0	25
Ridgewood Terrace Nursing Home	1	6	10	20	0	37
Tradewater Pointe	0	3	6	6	0	15
HOPKINS County Total:	11	19	45	98	0	173
LIVINGSTON						
Salem Springlake Health and Rehabilitation Center	0	2	6	4	0	12
LIVINGSTON County Total:	0	2	6	4	0	12
LYON						
Christian Care Center of Kuttawa	2	4	7	9	0	22

2018 ANNUAL KENTUCKY LONG TERM CARE UTILIZATION AND SERVICE REPORT

Table 22 - Facility Resident Death Distribution- Nursing Facility Beds

ADD / Facility	Under 65	65-74	75-84	Over 85	Unknown	Total
River's Bend Retirement Community	0	1	4	17	0	22
LYON County Total:	2	5	11	26	0	44
MUHLENBERG						
Concordia Nusing and Rehabilitation-Maple	0	5	4	9	0	18
Diversicare of Greenville	0	4	5	13	0	22
Owensboro Health Muhlenberg Community	3	2	10	14	0	29
MUHLENBERG County Total:	3	11	19	36	0	69
TODD						
Hearthstone Place	1	1	6	3	0	11
TODD County Total:	1	1	6	3	0	11
TRIGG						
Shady Lawn Nursing and Rehabilitation Center	2	0	2	5	0	9
TRIGG County Total:	2	0	2	5	0	9
ADD: 2 Total	31	61	144	253	0	489
ADD: 3 - Green River						
DAVISS						
Carmel Home	0	0	0	13	0	13
Hermitage Care and Rehabilitation Center	0	2	12	7	0	21
Owensboro Center	4	6	14	29	0	53
Signature Healthcare at Hillcrest	2	3	7	43	0	55
The Transitional Care Center of Owensboro	0	2	3	3	0	8
Twin Rivers Nursing and Rehab Center	3	6	6	11	0	26
Wellington Parc of Owensboro	0	0	1	3	0	4
DAVISS County Total:	9	19	43	109	0	180
HANCOCK						
Heartland Villa Care and Rehabilitation Center Com	0	2	2	10	0	14
HANCOCK County Total:	0	2	2	10	0	14
HENDERSON						
Henderson Nursing and Rehabilitation Center	2	3	6	3	0	14
Redbanks	2	2	16	23	0	43
HENDERSON County Total:	4	5	22	26	0	57

2018 ANNUAL KENTUCKY LONG TERM CARE UTILIZATION AND SERVICE REPORT

Table 22 - Facility Resident Death Distribution- Nursing Facility Beds

ADD / Facility	Under 65	65-74	75-84	Over 85	Unknown	Total
MCLEAN						
Riverside Care & Rehab Ctr	2	3	4	7	0	16
MCLEAN County Total:	2	3	4	7	0	16
OHIO						
Beaver Dam Nursing and Rehab Center	0	6	10	13	0	29
Fordsville Nursing and Rehabilitation Center	0	2	1	2	0	5
Signature Healthcare of Hartford Rehab and Wellness	0	0	2	11	0	13
OHIO County Total:	0	8	13	26	0	47
UNION						
Breckinridge Place	3	0	1	5	0	9
Morganfield Nursing and Rehabilitation Center	0	3	3	9	0	15
UNION County Total:	3	3	4	14	0	24
WEBSTER						
Redbanks Colonial Terrace	2	3	5	9	0	19
WEBSTER County Total:	2	3	5	9	0	19
ADD: 3 Total	20	43	93	201	0	357
ADD: 4 - Barren River						
ALLEN						
Cal Turner Rehab and Specialty Care	4	3	14	28	0	49
ALLEN County Total:	4	3	14	28	0	49
BARREN						
Diversicare of Glasgow	1	3	4	24	0	32
Glasgow State Nursing Facility	2	3	4	6	0	15
Glenview Health Care Facility	2	4	6	11	0	23
NHC HealthCare, Glasgow	9	7	26	43	0	85
Signature Healthcare of Glasgow	3	4	8	3	0	18
T J Samson Community Hospital Skilled Nursing Unit	1	0	0	1	0	2
BARREN County Total:	18	21	48	88	0	175
BUTLER						
Morgantown Care and Rehabilitation Center	1	6	12	15	0	34
BUTLER County Total:	1	6	12	15	0	34

2018 ANNUAL KENTUCKY LONG TERM CARE UTILIZATION AND SERVICE REPORT

Table 22 - Facility Resident Death Distribution- Nursing Facility Beds

ADD / Facility	Under 65	65-74	75-84	Over 85	Unknown	Total
EDMONSON						
Edmonson Center	1	2	7	8	0	18
EDMONSON County Total:	1	2	7	8	0	18
HART						
Signature Healthcare of Hart County	1	2	7	13	0	23
HART County Total:	1	2	7	13	0	23
LOGAN						
Auburn Health Care	0	2	0	6	0	8
Creekwood Place Nursing and Rehab Center	2	2	6	15	0	25
LOGAN County Total:	2	4	6	21	0	33
METCALFE						
Metcalfe Health Care Center	2	3	8	8	0	21
METCALFE County Total:	2	3	8	8	0	21
MONROE						
Signature HealthCare of Monroe County Rehab	1	2	6	6	0	15
MONROE County Total:	1	2	6	6	0	15
SIMPSON						
Franklin-Simpson Nursing and Rehabilitation	6	1	10	10	0	27
SIMPSON County Total:	6	1	10	10	0	27
WARREN						
Bowling Green Nursing and Rehabilitation	2	9	8	4	0	23
Christian Health Center, Bowling Green	0	0	2	8	0	10
Colonial Center	2	2	3	13	0	20
Greenwood Nursing and Rehabilitation	2	7	12	25	0	46
Hopkins Center	0	1	3	8	0	12
Signature Healthcare Bowling Green	2	8	10	27	0	47
WARREN County Total:	8	27	38	85	0	158
ADD: 4 Total	44	71	156	282	0	553
ADD: 5 - Lincoln Trail						
BRECKINRIDGE						
Breckinridge Memorial Nursing Facility	1	2	1	5	0	9
Hardinsburg Nursing and Rehabilitation	0	0	5	10	0	15
BRECKINRIDGE County Total:	1	2	6	15	0	24

2018 ANNUAL KENTUCKY LONG TERM CARE UTILIZATION AND SERVICE REPORT

Table 22 - Facility Resident Death Distribution- Nursing Facility Beds

ADD / Facility	Under 65	65-74	75-84	Over 85	Unknown	Total
GRAYSON						
Grayson Manor	3	4	7	8	0	22
Spring View Health and Rehab Center	0	3	4	5	0	12
GRAYSON County Total:	3	7	11	13	0	34
HARDIN						
Elizabethtown Nursing and Rehab	2	3	10	13	0	28
Helmwood Healthcare Center	1	3	5	19	0	28
Kensington Center	8	3	13	19	0	43
Nursing Facility of Hardin Memorial Hospital	0	1	4	0	0	5
Radcliff Veterans Center	0	2	3	13	0	18
Signature Healthcare at North Hardin Rehab	1	0	17	24	0	42
Signature Healthcare of Elizabethtown	4	2	6	14	0	26
HARDIN County Total:	16	14	58	102	0	190
LARUE						
Sunrise Manor Nursing Home	2	8	23	51	0	84
LARUE County Total:	2	8	23	51	0	84
MARION						
Cedars Of Lebanon Nursing Center	1	2	8	9	0	20
Loretto Motherhouse Infirmary	0	0	4	16	0	20
Village of Lebanon II	1	0	0	2	0	3
MARION County Total:	2	2	12	27	0	43
MEADE						
Brandenburg Nursing and Rehabilitation	3	4	5	6	0	18
MEADE County Total:	3	4	5	6	0	18
NELSON						
Flaget Memorial Hospital NF	1	2	0	1	0	4
Landmark of Bardstown Rehab and Nursing	0	7	19	12	0	38
Signature Healthcare At Colonial Rehab	2	7	3	13	0	25
NELSON County Total:	3	16	22	26	0	67
WASHINGTON						
Sansbury Care Center	0	0	0	3	0	3
Springfield Nursing and Rehabilitation Center	1	1	2	2	0	6
WASHINGTON County Total:	1	1	2	5	0	9
ADD: 5 Total	31	54	139	245	0	469

2018 ANNUAL KENTUCKY LONG TERM CARE UTILIZATION AND SERVICE REPORT

Table 22 - Facility Resident Death Distribution- Nursing Facility Beds

ADD / Facility	Under 65	65-74	75-84	Over 85	Unknown	Total
ADD: 6 - KIPDA						
BULLITT						
Green Meadows Healthcare Center 1	2	6	6	27	0	41
BULLITT County Total:	2	6	6	27	0	41
HENRY						
Providence New Castle	0	0	6	6	0	12
HENRY County Total:	0	0	6	6	0	12
JEFFERSON						
Cherokee Park Rehabilitation	1	2	3	12	0	18
Christian Health Center of Louisville	0	6	4	14	0	24
Clifton Oaks Care Center	1	0	1	0	0	2
Diversicare of Seneca Place	1	4	4	18	0	27
Episcopal Church Home	4	13	43	88	0	148
Essex Nursing and Rehabilitation Center	2	5	16	17	0	40
Forest Springs Health Campus	0	1	5	17	0	23
Franciscan Health Care Center	0	2	5	22	0	29
Glen Ridge Health Campus	0	0	7	15	0	22
Highlands Nursing and Rehabilitation Center (Louisville)	2	8	3	3	0	16
Hillcreek Rehabilitation and Care	6	4	5	11	0	26
Home of the Innocents	2	0	0	0	0	2
Jeffersontown Rehabilitation	3	1	7	16	0	27
Kindred Hospital - Louisville	7	5	7	0	0	19
Klondike Center	2	2	4	4	0	12
Landmark of Iroquois Park and Nursing Center	0	1	7	8	0	16
Landmark of Louisville Rehab and Nursing	6	9	10	23	0	48
Landmark of River City Rehabilitation and Nursing	0	1	4	0	0	5
Little Sisters of the Poor - St. Joseph's Home	0	0	1	6	0	7
Masonic Home of Louisville	2	6	14	46	0	68
Nazareth Home	1	6	21	78	0	106
Nazareth Home Clifton	0	5	20	31	0	56
Park Terrace Health Campus	0	1	11	17	0	29

2018 ANNUAL KENTUCKY LONG TERM CARE UTILIZATION AND SERVICE REPORT

Table 22 - Facility Resident Death Distribution- Nursing Facility Beds

ADD / Facility	Under 65	65-74	75-84	Over 85	Unknown	Total
Providence Louisville East Post Acute	7	4	10	34	0	55
Regency Rehabilitation and Nursing Center	4	2	4	11	0	21
Regis Woods Care and Rehabilitation Center	4	7	8	15	0	34
Rivers Edge Nursing and Rehabilitation Center	1	2	2	2	0	7
Signature Health Care of East Louisville	4	10	4	10	0	28
Signature Health Care of South Louisville	0	6	12	13	0	31
Signature Healthcare At Jefferson Manor Rehab	1	1	7	10	0	19
Signature Healthcare at Jefferson Place Rehab	0	3	14	20	0	37
Signature Healthcare At Rockford Rehab	3	3	11	9	0	26
Signature Healthcare at St's Mary & Elizabeth Hosp	1	0	2	2	0	5
Signature Healthcare At Summerfield Rehab	3	5	7	14	0	29
Springhurst Health and Rehab	0	2	3	15	0	20
St Matthews Care Center	0	2	6	6	0	14
Sycamore Heights Health and Rehab	2	0	4	0	0	6
The Forum at Brookside	1	0	6	14	0	21
Treyton Oaks Towers	0	1	4	30	0	35
Valhalla Post Acute	1	5	12	27	0	45
Wesley Manor	0	6	10	16	0	32
Westminster Terrace	0	5	6	17	0	28
Westport Care Center	4	2	10	4	0	20
Westport Place Health Campus	0	1	5	18	0	24
JEFFERSON County Total:	76	149	349	733	0	1,307
OLDHAM						
Baptist Health La Grange	0	0	6	5	0	11
Friendship Manor Nursing Home	0	2	18	37	0	57
Providence Richwood	2	3	10	17	0	32
OLDHAM County Total:	2	5	34	59	0	100
SHELBY						
Crestview Center	0	1	7	14	0	22

2018 ANNUAL KENTUCKY LONG TERM CARE UTILIZATION AND SERVICE REPORT

Table 22 - Facility Resident Death Distribution- Nursing Facility Beds

ADD / Facility	Under 65	65-74	75-84	Over 85	Unknown	Total
Masonic Home of Shelbyville	1	5	12	34	0	52
SHELBY County Total:	1	6	19	48	0	74
SPENCER						
Signature Health Care of Spencer County	2	3	16	13	0	34
SPENCER County Total:	2	3	16	13	0	34
TRIMBLE						
Signature Health Care of Trimble County	1	2	3	6	0	12
TRIMBLE County Total:	1	2	3	6	0	12
ADD: 6 Total	84	171	433	892	0	1,580
ADD: 7 - Northern KY						
BOONE						
Bridgepoint Care and Rehabilitation Center	13	8	10	7	0	38
Florence Park Care Center	0	7	16	27	0	50
St Elizabeth Florence SNF	0	0	0	1	0	1
BOONE County Total:	13	15	26	35	0	89
CAMPBELL						
Carmel Manor	0	3	10	52	0	65
Coldspring Transitional Care Center	3	9	14	39	0	65
Highlandspring of Ft Thomas	1	11	21	29	0	62
St Elizabeth FT Thomas SNF	0	0	0	2	0	2
The Seasons at Alexandria	0	1	7	21	0	29
CAMPBELL County Total:	4	24	52	143	0	223
CARROLL						
Signature Healthcare of Carrollton Rehab	2	0	5	10	0	17
CARROLL County Total:	2	0	5	10	0	17
GALLATIN						
Gallatin Nursing and Rehab	2	6	12	22	0	42
GALLATIN County Total:	2	6	12	22	0	42
GRANT						
Grant Center	2	9	10	10	0	31
GRANT County Total:	2	9	10	10	0	31
KENTON						
Emerald Trace	0	3	8	17	0	28
Madonna Manor	1	3	6	18	0	28
Rosedale Green	1	3	16	31	0	51
The Pavilion at Kenton	0	4	3	6	0	13

2018 ANNUAL KENTUCKY LONG TERM CARE UTILIZATION AND SERVICE REPORT

Table 22 - Facility Resident Death Distribution- Nursing Facility Beds

ADD / Facility	Under 65	65-74	75-84	Over 85	Unknown	Total
Village Care Center	1	3	10	23	0	37
Villaspring of Erlanger	3	8	20	35	0	66
Woodcrest Nursing and Rehabilitation Center	3	4	5	11	0	23
KENTON County Total:	9	28	68	141	0	246
OWEN						
Owenton Center	3	6	5	6	0	20
OWEN County Total:	3	6	5	6	0	20
PENDLETON						
River Valley Nursing Home	2	1	4	9	0	16
PENDLETON County Total:	2	1	4	9	0	16
ADD: 7 Total	37	89	182	376	0	684
ADD: 8 - Buffalo Trace						
BRACKEN						
Bracken County Nursing and Rehabilitation Center	1	2	3	3	0	9
BRACKEN County Total:	1	2	3	3	0	9
FLEMING						
Pioneer Trace Nursing Home	0	1	3	10	0	14
FLEMING County Total:	0	1	3	10	0	14
LEWIS						
Vanceburg Rehabilitation and Care	0	15	10	5	0	30
LEWIS County Total:	0	15	10	5	0	30
MASON						
Maysville Nursing and Rehabilitation Facility	1	3	13	21	0	38
MASON County Total:	1	3	13	21	0	38
ROBERTSON						
Robertson County Health Care Facility	0	3	5	9	0	17
ROBERTSON County Total:	0	3	5	9	0	17
ADD: 8 Total	2	24	34	48	0	108
ADD: 9 - Gateway						
BATH						
Ridgeway Nursing and Rehabilitation	1	4	6	3	0	14
BATH County Total:	1	4	6	3	0	14

2018 ANNUAL KENTUCKY LONG TERM CARE UTILIZATION AND SERVICE REPORT

Table 22 - Facility Resident Death Distribution- Nursing Facility Beds

ADD / Facility	Under 65	65-74	75-84	Over 85	Unknown	Total
MENIFEE						
Edgewood Estates	0	1	0	3	0	4
MENIFEE County Total:	0	1	0	3	0	4
MONTGOMERY						
Windsor Care Center	1	10	14	10	0	35
MONTGOMERY County Total:	1	10	14	10	0	35
MORGAN						
West Liberty Nursing and Rehabilitation Center	0	2	1	9	0	12
MORGAN County Total:	0	2	1	9	0	12
ROWAN						
Life Care Center of Morehead	4	3	8	12	0	27
St Claire Medical Center TCU	7	7	12	8	0	34
ROWAN County Total:	11	10	20	20	0	61
ADD: 9 Total	13	27	41	45	0	126
ADD: 10 - FIVCO						
BOYD						
Boyd Nursing and Rehabilitation Center	3	1	3	5	0	12
King's Daughters Medical Center	0	2	2	0	0	4
Kingsbrook Lifecare Center	1	5	11	28	0	45
Woodland Oaks Health Care Facility	1	1	7	12	0	21
BOYD County Total:	5	9	23	45	0	82
CARTER						
Carter Nursing and Rehabilitation Center	0	1	6	7	0	14
CARTER County Total:	0	1	6	7	0	14
ELLIOTT						
Elliott Nursing and Rehabilitation Center	0	1	4	9	0	14
ELLIOTT County Total:	0	1	4	9	0	14
GREENUP						
Oakmont Manor	0	3	14	28	0	45
South Shore Nursing and Rehabilitation Center	2	6	7	3	0	18
Wurtland Nursing and Rehabilitation Center	2	4	3	5	0	14
GREENUP County Total:	4	13	24	36	0	77

2018 ANNUAL KENTUCKY LONG TERM CARE UTILIZATION AND SERVICE REPORT

Table 22 - Facility Resident Death Distribution- Nursing Facility Beds

ADD / Facility	Under 65	65-74	75-84	Over 85	Unknown	Total
LAWRENCE						
The Jordan Center	2	1	9	11	0	23
LAWRENCE County Total:	2	1	9	11	0	23
ADD: 10 Total	11	25	66	108	0	210
ADD: 11 - Big Sandy						
FLOYD						
Highlands Regional Medical Center (Prestonsburg)	0	0	0	0	0	0
Prestonsburg Health Care Center	2	2	3	1	0	8
Riverview Health Care Center	1	5	5	7	0	18
FLOYD County Total:	3	7	8	8	0	26
JOHNSON						
Mountain Manor of Paintsville	3	4	6	17	0	30
JOHNSON County Total:	3	4	6	17	0	30
MAGOFFIN						
Salyersville Nursing and Rehabilitation Center	6	5	7	9	0	27
MAGOFFIN County Total:	6	5	7	9	0	27
MARTIN						
Martin County Health Care Facility	4	5	8	8	0	25
MARTIN County Total:	4	5	8	8	0	25
PIKE						
Good Shepherd Community Nursing Center	0	2	3	8	0	13
Landmark of Elkhorn City Rehabilitation	4	4	6	7	0	21
Parkview Nursing and Rehabilitation Center (Pikeville)	8	7	19	13	0	47
Pikeville Nursing and Rehab Center	0	4	13	14	0	31
Williamson ARH Nursing Facility	5	0	0	6	0	11
PIKE County Total:	17	17	41	48	0	123
ADD: 11 Total	33	38	70	90	0	231
ADD: 12 - Ky River						
BREATHITT						
Nim Henson Geriatric Center	3	4	8	10	0	25
BREATHITT County Total:	3	4	8	10	0	25

2018 ANNUAL KENTUCKY LONG TERM CARE UTILIZATION AND SERVICE REPORT

Table 22 - Facility Resident Death Distribution- Nursing Facility Beds

ADD / Facility	Under 65	65-74	75-84	Over 85	Unknown	Total
KNOTT						
Knott County Health and Rehabilitation Center	1	4	4	8	0	17
KNOTT County Total:	1	4	4	8	0	17
LEE						
Lee County Care and Rehabilitation Center	0	0	0	0	0	0
LEE County Total:	0	0	0	0	0	0
LESLIE						
Hyden Health and Rehabilitation Center	0	0	3	6	0	9
LESLIE County Total:	0	0	3	6	0	9
LETCHER						
Letcher Manor	0	1	1	6	0	8
LETCHER County Total:	0	1	1	6	0	8
OWSLEY						
Owsley County Health Care Center	2	4	4	8	0	18
OWSLEY County Total:	2	4	4	8	0	18
PERRY						
Hazard Health and Rehabilitation Center	6	8	7	10	0	31
Paul E Patton Eastern Ky Veterans Center	0	6	12	17	0	35
PERRY County Total:	6	14	19	27	0	66
WOLFE						
Wolfe County Health and Rehabilitation Center	1	4	2	12	0	19
WOLFE County Total:	1	4	2	12	0	19
ADD: 12 Total	13	31	41	77	0	162
ADD: 13 - Cumberland Valley						
BELL						
Middlesboro Nursing and Rehab	0	2	8	18	0	28
Mountain View Nursing and Rehab Ctr	1	1	5	2	0	9
Pineville Community Hospital	0	0	0	0	0	0
BELL County Total:	1	3	13	20	0	37
CLAY						
Landmark of Laurel Creek Rehab and Nursing	0	2	2	15	0	19
CLAY County Total:	0	2	2	15	0	19

2018 ANNUAL KENTUCKY LONG TERM CARE UTILIZATION AND SERVICE REPORT

Table 22 - Facility Resident Death Distribution- Nursing Facility Beds

ADD / Facility	Under 65	65-74	75-84	Over 85	Unknown	Total
HARLAN						
Harlan Health and Rehabilitation Center	6	9	12	11	0	38
Tri-Cities Nursing and Rehabilitation Center	0	2	10	19	0	31
HARLAN County Total:	6	11	22	30	0	69
JACKSON						
Signature HealthCare at Jackson Manor	1	1	4	3	0	9
JACKSON County Total:	1	1	4	3	0	9
KNOX						
Barbourville Health and Rehabilitation Center	5	9	16	17	0	47
Christian Health Center - Corbin	1	3	9	14	0	27
KNOX County Total:	6	12	25	31	0	74
LAUREL						
Hillcrest Health and Rehabilitation Center	8	6	11	8	0	33
Laurel Heights Home for the Elderly	1	6	16	28	0	51
LAUREL County Total:	9	12	27	36	0	84
ROCKCASTLE						
Rockcastle Health and Rehabilitation Center	2	6	7	8	0	23
Rockcastle Regional Hospital and	17	12	8	1	0	38
ROCKCASTLE County Total:	19	18	15	9	0	61
WHITLEY						
Corbin Health and Rehabilitation Center	2	5	9	6	0	22
The Heritage	0	2	7	14	0	23
Williamsburg Health and Rehabilitation Center	0	0	1	2	0	3
WHITLEY County Total:	2	7	17	22	0	48
ADD: 13 Total	44	66	125	166	0	401
ADD: 14 - Lake Cumberland						
ADAIR						
Signature Healthcare At Summit Manor Rehab	1	2	7	15	0	25
ADAIR County Total:	1	2	7	15	0	25
CASEY						
Liberty Care and Rehabilitation Center	0	3	13	13	0	29
CASEY County Total:	0	3	13	13	0	29

2018 ANNUAL KENTUCKY LONG TERM CARE UTILIZATION AND SERVICE REPORT

Table 22 - Facility Resident Death Distribution- Nursing Facility Beds

ADD / Facility	Under 65	65-74	75-84	Over 85	Unknown	Total
CLINTON						
Clinton County Care and Rehabilitation Center	0	0	1	3	0	4
CLINTON County Total:	0	0	1	3	0	4
CUMBERLAND						
Cumberland Valley Manor	3	5	11	9	0	28
CUMBERLAND County Total:	3	5	11	9	0	28
GREEN						
Green Hill Rehabilitation and Care	0	3	11	11	0	25
McDowell Skilled Nursing Facility	0	0	0	0	0	0
GREEN County Total:	0	3	11	11	0	25
MCCREARY						
Signature Healthcare of McCreary County Rehab	0	3	6	9	0	18
MCCREARY County Total:	0	3	6	9	0	18
PULASKI						
Cumberland Nursing and Rehabilitation Center	1	7	9	8	0	25
Lake Cumberland Regional Hospital	0	0	1	0	0	1
Somerset Nursing and Rehabilitation Facility	3	2	7	10	0	22
Somerwoods Nursing and Rehabilitation	3	7	15	12	0	37
PULASKI County Total:	7	16	32	30	0	85
RUSSELL						
Fair Oaks Health Systems	2	2	13	25	0	42
RUSSELL County Total:	2	2	13	25	0	42
TAYLOR						
Campbellsville Nursing and Rehabilitation	0	2	6	13	0	21
The Grandview Nursing and Rehabilitation Facility	0	0	5	9	0	14
TAYLOR County Total:	0	2	11	22	0	35
WAYNE						
Hicks' Golden Years Nursing Home	0	3	9	10	0	22
WAYNE County Total:	0	3	9	10	0	22
ADD: 14 Total	13	39	114	147	0	313

2018 ANNUAL KENTUCKY LONG TERM CARE UTILIZATION AND SERVICE REPORT

Table 22 - Facility Resident Death Distribution- Nursing Facility Beds

ADD / Facility	Under 65	65-74	75-84	Over 85	Unknown	Total
ADD: 15 - Bluegrass						
ANDERSON						
Signature Healthcare at Heritage Hall Rehab	0	2	6	14	0	22
ANDERSON County Total:	0	2	6	14	0	22
BOURBON						
Bourbon Heights	3	3	7	14	0	27
BOURBON County Total:	3	3	7	14	0	27
BOYLE						
Charleston Health Care Center	1	3	8	28	0	40
Danville Center For Health	1	7	10	19	0	37
Ephraim McDowell Regional Medical Center	0	0	0	0	0	0
BOYLE County Total:	2	10	18	47	0	77
CLARK						
Clark Regional Medical Center Transitional Care Unit	0	2	2	7	0	11
Fountain Circle Care and Rehab Ctr	2	14	23	16	0	55
CLARK County Total:	2	16	25	23	0	66
ESTILL						
Irvine Nursing and Rehabilitation	5	8	5	8	0	26
ESTILL County Total:	5	8	5	8	0	26
FAYETTE						
Bluegrass Care and Rehabilitation Center	3	7	9	10	0	29
Brookdale Richmond Place SNF	2	4	10	20	0	36
Cambridge Place	1	13	8	5	0	27
Cardinal Hill Rehab Unit	0	2	2	1	0	5
Eastern State Hosp Long Term Acquired Brain Injury	0	0	0	0	0	0
Lexington Country Place	1	2	3	54	0	60
Mayfair Manor	1	1	7	13	0	22
Northpoint Lexington Healthcare Center	2	3	9	28	0	42
Providence Homestead	0	3	17	21	0	41
Providence Pine Meadows	1	1	10	16	0	28
Rose Manor Health Care	0	1	2	5	0	8
Sayre Christian Village Nursing Home	0	5	15	20	0	40
Signature Healthcare At Tanbark Rehab	0	1	1	11	0	13
The Willows At Fritz Farm	0	0	2	22	0	24

2018 ANNUAL KENTUCKY LONG TERM CARE UTILIZATION AND SERVICE REPORT

Table 22 - Facility Resident Death Distribution- Nursing Facility Beds

ADD / Facility	Under 65	65-74	75-84	Over 85	Unknown	Total
The Willows at Hamburg	0	2	4	26	0	32
Willows at Citation	0	1	0	19	0	20
FAYETTE County Total:	11	46	99	271	0	427
FRANKLIN						
Bradford Square Rehabilitation and Nursing Center	2	2	7	6	0	17
Frankfort Care and Rehabilitation	2	1	8	8	0	19
FRANKLIN County Total:	4	3	15	14	0	36
GARRARD						
Landmark of Lancaster Rehabilitation and Nursing	4	1	6	20	0	31
GARRARD County Total:	4	1	6	20	0	31
HARRISON						
Cedar Ridge Health Campus	1	1	7	17	0	26
Edgemont Healthcare	3	4	2	3	0	12
Grand Haven Nursing Home	1	3	4	6	0	14
HARRISON County Total:	5	8	13	26	0	52
JESSAMINE						
Diversicare of Nicholasville	3	2	7	12	0	24
Thomson Hood Veterans Center	0	4	16	51	0	71
JESSAMINE County Total:	3	6	23	63	0	95
LINCOLN						
Stanford Care and Rehab	5	8	16	27	0	56
LINCOLN County Total:	5	8	16	27	0	56
MADISON						
Berea Health and Rehabilitation	1	5	16	0	0	22
Kenwood Health and Rehabilitation Center	4	6	11	20	0	41
Madison Health and Rehabilitation Center	3	6	6	6	0	21
The Terrace Nursing and Rehabilitation	0	2	13	33	0	48
MADISON County Total:	8	19	46	59	0	132
MERCER						
Harrodsburg Health & Rehab Ctr	4	3	11	27	0	45
The Willows at Harrodsburg	1	2	6	19	0	28
MERCER County Total:	5	5	17	46	0	73

2018 ANNUAL KENTUCKY LONG TERM CARE UTILIZATION AND SERVICE REPORT

Table 22 - Facility Resident Death Distribution- Nursing Facility Beds

ADD / Facility	Under 65	65-74	75-84	Over 85	Unknown	Total
NICHOLAS						
Johnson Mathers Nursing Home	3	2	6	18	0	29
NICHOLAS County Total:	3	2	6	18	0	29
POWELL						
Stanton Nursing and Rehabilitation Center	7	3	6	7	0	23
POWELL County Total:	7	3	6	7	0	23
SCOTT						
Dover Manor	1	7	4	28	0	40
Signature Healthcare of Georgetown	2	7	6	7	0	22
SCOTT County Total:	3	14	10	35	0	62
WOODFORD						
The Homeplace At Midway	0	1	5	9	0	15
WOODFORD County Total:	0	1	5	9	0	15
ADD: 15 Total	70	155	323	701	0	1,249
Statewide Total	473	945	2,105	3,902	0	7,425

2018 ANNUAL KENTUCKY LONG TERM CARE UTILIZATION AND SERVICE REPORT

Table 23 - Facility Resident Death Distribution- Personal Care Beds

ADD / Facility	Under 65	65-74	75-84	Over 85	Unknown	Total
ADD: 1 - Purchase						
CALLOWAY						
Fern Terrace of Murray	0	0	0	0	0	0
Gardens At Hickory Woods	0	0	0	0	0	0
CALLOWAY County Total:	0	0	0	0	0	0
CARLISLE						
Countryside Center	0	0	0	0	0	0
CARLISLE County Total:	0	0	0	0	0	0
GRAVES						
Fern Terrace of Mayfield	1	0	0	0	0	1
GRAVES County Total:	1	0	0	0	0	1
HICKMAN						
Clinton Hickman County Nursing Facility	0	0	0	0	0	0
Clinton Place	0	0	0	0	0	0
HICKMAN County Total:	0	0	0	0	0	0
MCCRACKEN						
Gaither Suites at West Park	0	0	0	0	0	0
MCCRACKEN County Total:	0	0	0	0	0	0
ADD: 1 Total	1	0	0	0	0	1
ADD: 2 - Pennyrile						
CALDWELL						
Highland Homes, Inc.	0	0	1	0	0	1
CALDWELL County Total:	0	0	1	0	0	1
CHRISTIAN						
Christian County Manor	0	0	0	0	0	0
Christian Health Center, Hopkinsville	0	0	0	0	0	0
Pennyrile Home	0	0	0	0	0	0
CHRISTIAN County Total:	0	0	0	0	0	0
CRITTENDEN						
Crittenden County Health and Rehabilitation Center	0	0	0	0	0	0
CRITTENDEN County Total:	0	0	0	0	0	0
HOPKINS						
The Homestead	1	1	0	0	0	2
The Oaks PCH/Madisonville	0	0	0	0	0	0
HOPKINS County Total:	1	1	0	0	0	2

2018 ANNUAL KENTUCKY LONG TERM CARE UTILIZATION AND SERVICE REPORT

Table 23 - Facility Resident Death Distribution- Personal Care Beds

ADD / Facility	Under 65	65-74	75-84	Over 85	Unknown	Total
LYON						
River's Bend Retirement Community	0	0	0	0	0	0
LYON County Total:	0	0	0	0	0	0
MUHLENBERG						
Diversicare of Greenville	0	0	0	0	0	0
Sparks Nursing Center	0	1	0	0	0	1
MUHLENBERG County Total:	0	1	0	0	0	1
TRIGG						
Better Senior Living	1	1	0	0	0	2
TRIGG County Total:	1	1	0	0	0	2
ADD: 2 Total	2	3	1	0	0	6
ADD: 3 - Green River						
DAVISS						
Bishop Soenneker Home	0	0	0	0	0	0
Carmel Home	0	0	1	5	0	6
Davco Rest Home	0	0	0	0	0	0
Fern Terrace of Owensboro	0	0	0	0	0	0
Owensboro Center	0	0	0	0	0	0
Rosedale Rest Home	0	0	0	0	0	0
DAVISS County Total:	0	0	1	5	0	6
HANCOCK						
The Oaks PCH/Lewisport	0	0	0	0	0	0
HANCOCK County Total:	0	0	0	0	0	0
HENDERSON						
Henderson Manor	0	0	0	0	0	0
HENDERSON County Total:	0	0	0	0	0	0
MCLEAN						
Sunny Acres	0	0	0	0	0	0
MCLEAN County Total:	0	0	0	0	0	0
OHIO						
Beaver Dam Nursing and Rehab Center	0	0	1	0	0	1
OHIO County Total:	0	0	1	0	0	1
UNION						
Breckinridge Place	0	0	0	0	0	0
UNION County Total:	0	0	0	0	0	0
ADD: 3 Total	0	0	2	5	0	7

2018 ANNUAL KENTUCKY LONG TERM CARE UTILIZATION AND SERVICE REPORT

Table 23 - Facility Resident Death Distribution- Personal Care Beds

ADD / Facility	Under 65	65-74	75-84	Over 85	Unknown	Total
ADD: 4 - Barren River						
ALLEN						
Cornerstone Manor	1	0	0	0	0	1
Scottsville Manor	1	0	0	0	0	1
ALLEN County Total:	2	0	0	0	0	2
BARREN						
NHC HealthCare, Glasgow	0	0	0	0	0	0
BARREN County Total:	0	0	0	0	0	0
EDMONSON						
Edmonson Center	0	0	0	0	0	0
EDMONSON County Total:	0	0	0	0	0	0
HART						
Hart County Manor	0	2	0	0	0	2
HART County Total:	0	2	0	0	0	2
METCALFE						
Harper's Home for the Aged	0	0	0	0	0	0
Metcalf Health Care Center	0	0	0	0	0	0
METCALFE County Total:	0	0	0	0	0	0
SIMPSON						
Lewis Memorial Methodist Home	0	0	0	0	0	0
SIMPSON County Total:	0	0	0	0	0	0
WARREN						
Christian Health Center, Bowling Green	0	0	0	3	0	3
Fern Terrace of Bowling Green	0	0	0	0	0	0
The Haven At Massey Springs	0	0	0	1	0	1
WARREN County Total:	0	0	0	4	0	4
ADD: 4 Total	2	2	0	4	0	8
ADD: 5 - Lincoln Trail						
GRAYSON						
Grayson Manor	0	0	0	0	0	0
GRAYSON County Total:	0	0	0	0	0	0
HARDIN						
Signature Healthcare at North Hardin Rehab	0	1	0	0	0	1
HARDIN County Total:	0	1	0	0	0	1
MARION						
Loretto Motherhouse Infirmary	0	0	0	0	0	0

2018 ANNUAL KENTUCKY LONG TERM CARE UTILIZATION AND SERVICE REPORT

Table 23 - Facility Resident Death Distribution- Personal Care Beds

ADD / Facility	Under 65	65-74	75-84	Over 85	Unknown	Total
The Village of Lebanon II	0	0	0	0	0	0
MARION County Total:	0	0	0	0	0	0
MEADE						
Brandenburg Nursing and Rehabilitation	0	0	0	0	0	0
MEADE County Total:	0	0	0	0	0	0
NELSON						
Windsor Gardens CCRC	0	0	0	6	0	6
NELSON County Total:	0	0	0	6	0	6
WASHINGTON						
Sansbury Care Center	0	0	0	0	0	0
WASHINGTON County Total:	0	0	0	0	0	0
ADD: 5 Total	0	1	0	6	0	7
ADD: 6 - KIPDA						
BULLITT						
Colonial House of Shepherdsville	0	0	0	0	0	0
BULLITT County Total:	0	0	0	0	0	0
JEFFERSON						
Atria Blankenbaker	0	0	5	5	0	10
Barton House of Louisville #1	0	0	0	2	0	2
Belmont Village	1	2	4	24	0	31
Brookdale Stonestreet	0	0	0	3	0	3
Eastern Star Home in KY	0	0	0	1	0	1
Episcopal Church Home	0	0	1	1	0	2
Exceptional Senior Living - Prospect	0	0	1	2	0	3
Forest Hills Commons	0	0	1	4	0	5
Forest Springs Health Campus	0	0	0	2	0	2
Hallmark House Louisville II	0	0	0	4	0	4
Heartsong Memory Care	1	0	6	7	0	14
Little Sisters of the Poor - St. Joseph's Home	0	0	0	0	0	0
Louisville Protestant Altenheim	0	0	0	2	0	2
Masonic Home of Louisville	0	0	2	3	0	5
Morning Pointe Of Louisville At South Hurstbourne	0	0	1	9	0	10
Nazareth Home	0	0	1	8	0	9
Nazareth Home Clifton	0	0	0	0	0	0
Park Louisville	0	0	0	4	0	4
Parr's at Springhurst	0	0	2	6	0	8

2018 ANNUAL KENTUCKY LONG TERM CARE UTILIZATION AND SERVICE REPORT

Table 23 - Facility Resident Death Distribution- Personal Care Beds

ADD / Facility	Under 65	65-74	75-84	Over 85	Unknown	Total
Rose Anna Hughes Home/Westminster	0	1	1	2	0	4
Stonecrest of Louisville	0	0	0	1	0	1
Sunrise of Louisville	0	0	12	23	0	35
Symphony at Oaklawn	0	2	2	26	0	30
Symphony at Valley Farms	0	0	0	2	0	2
The Forum at Brookside	0	0	0	3	0	3
The Lantern At Morning Pointe (Louisville)	0	0	0	3	0	3
Thrive At Beckley Creek	0	0	0	2	0	2
Treyton Oaks Towers	0	0	0	3	0	3
Wesley Manor	0	1	0	7	0	8
Westport Place Health Campus	0	0	0	3	0	3
JEFFERSON County Total:	2	6	39	162	0	209
SHELBY						
Colonial Hall Manor	0	0	0	0	0	0
Masonic Home of Shelbyville	0	0	0	0	0	0
SHELBY County Total:	0	0	0	0	0	0
ADD: 6 Total	2	6	39	162	0	209
ADD: 7 - Northern KY						
BOONE						
Colonial Gardens	0	0	2	7	0	9
BOONE County Total:	0	0	2	7	0	9
CAMPBELL						
Carmel Manor	0	0	0	0	0	0
The Seasons at Alexandria	0	0	0	0	0	0
CAMPBELL County Total:	0	0	0	0	0	0
CARROLL						
Carrollton Manor	0	0	0	0	0	0
Valley Haven Rest Home	0	0	0	0	0	0
CARROLL County Total:	0	0	0	0	0	0
GRANT						
Jonesville Rest Home	2	0	0	0	0	2
GRANT County Total:	2	0	0	0	0	2
KENTON						
Brookdale Edgewood	0	0	4	12	0	16
Covington Ladies Home	0	0	0	2	0	2
Emerald Trace	0	0	0	0	0	0

2018 ANNUAL KENTUCKY LONG TERM CARE UTILIZATION AND SERVICE REPORT

Table 23 - Facility Resident Death Distribution- Personal Care Beds

ADD / Facility	Under 65	65-74	75-84	Over 85	Unknown	Total
Ivy Knoll	0	1	0	3	0	4
Madonna Manor	0	0	0	0	0	0
Regency Manor	0	0	0	0	0	0
Regency Manor North	0	0	0	0	0	0
St Charles Care Center	0	0	1	2	0	3
KENTON County Total:	0	1	5	19	0	25
PENDLETON						
Falmouth Nursing Home	0	0	0	0	0	0
The Front Gate	0	0	0	0	0	0
PENDLETON County Total:	0	0	0	0	0	0
ADD: 7 Total	2	1	7	26	0	36
ADD: 9 - Gateway						
MENIFEE						
Edgewood Estates	0	0	0	0	0	0
MENIFEE County Total:	0	0	0	0	0	0
MONTGOMERY						
Regency Memory Care	0	0	0	0	0	0
MONTGOMERY County Total:	0	0	0	0	0	0
MORGAN						
West Liberty Nursing and Rehabilitation Center	0	0	1	0	0	1
MORGAN County Total:	0	0	1	0	0	1
ADD: 9 Total	0	0	1	0	0	1
ADD: 10 - FIVCO						
BOYD						
Artrips Personal Care Home	0	0	0	0	0	0
Hamilton's Personal Care Home	0	0	0	0	0	0
King's Daughters And Sons Home	0	0	1	1	0	2
BOYD County Total:	0	0	1	1	0	2
GREENUP						
Frasure's Personal Care Home	0	0	0	0	0	0
Morning Pointe Of Russell	0	0	1	4	0	5
Russell Convalescent Home	0	0	0	0	0	0
The Lantern At Morning Pointe Alzheimers and Memory Care	0	0	2	3	0	5
Trinity Station Retirement Community	0	0	1	11	0	12
GREENUP County Total:	0	0	4	18	0	22

2018 ANNUAL KENTUCKY LONG TERM CARE UTILIZATION AND SERVICE REPORT

Table 23 - Facility Resident Death Distribution- Personal Care Beds

ADD / Facility	Under 65	65-74	75-84	Over 85	Unknown	Total
LAWRENCE						
The Jordan Center	0	0	0	0	0	0
LAWRENCE County Total:	0	0	0	0	0	0
ADD: 10 Total	0	0	5	19	0	24
ADD: 11 - Big Sandy						
JOHNSON						
Venture Home of Paintsville	0	1	0	0	0	1
JOHNSON County Total:	0	1	0	0	0	1
MAGOFFIN						
Salyersville Nursing and Rehabilitation Center	0	0	0	0	0	0
MAGOFFIN County Total:	0	0	0	0	0	0
MARTIN						
Martin County Health Care Facility	0	0	0	0	0	0
MARTIN County Total:	0	0	0	0	0	0
PIKE						
Good Shepherd Community Nursing Center	0	0	0	0	0	0
PIKE County Total:	0	0	0	0	0	0
ADD: 11 Total	0	1	0	0	0	1
ADD: 12 - Ky River						
KNOTT						
Golden Years Rest Home	1	0	0	0	0	1
KNOTT County Total:	1	0	0	0	0	1
OWSLEY						
Owsley County Health Care Center	0	0	0	0	0	0
OWSLEY County Total:	0	0	0	0	0	0
ADD: 12 Total	1	0	0	0	0	1
ADD: 13 - Cumberland Valley						
BELL						
Generations Center of Middlesboro	1	0	0	0	0	1
BELL County Total:	1	0	0	0	0	1
HARLAN						
The Laurels	1	0	0	0	0	1
HARLAN County Total:	1	0	0	0	0	1

2018 ANNUAL KENTUCKY LONG TERM CARE UTILIZATION AND SERVICE REPORT

Table 23 - Facility Resident Death Distribution- Personal Care Beds

ADD / Facility	Under 65	65-74	75-84	Over 85	Unknown	Total
KNOX						
Christian Health Center - Corbin	0	0	0	0	0	0
KNOX County Total:	0	0	0	0	0	0
ADD: 13 Total	2	0	0	0	0	2
ADD: 14 - Lake Cumberland						
MCCREARY						
Cumberland Manor Rest Home	0	0	1	0	0	1
MCCREARY County Total:	0	0	1	0	0	1
PULASKI						
Crestview Personal Care	0	0	0	0	0	0
Somerview Personal Care Home	0	0	0	0	0	0
PULASKI County Total:	0	0	0	0	0	0
TAYLOR						
Bluegrass Way	0	0	0	1	0	1
TAYLOR County Total:	0	0	0	1	0	1
WAYNE						
Dishman Personal Care Home	1	0	0	0	0	1
Hicks' Golden Years Nursing Home	0	0	0	0	0	0
WAYNE County Total:	1	0	0	0	0	1
ADD: 14 Total	1	0	1	1	0	3
ADD: 15 - Bluegrass						
ANDERSON						
Signature Healthcare at Heritage Hall Rehab	0	0	0	0	0	0
ANDERSON County Total:	0	0	0	0	0	0
BOURBON						
Bourbon Heights	0	0	0	0	0	0
BOURBON County Total:	0	0	0	0	0	0
BOYLE						
McDowell Place of Danville	0	0	0	0	0	0
Morning Pointe of Danville	1	0	1	2	0	4
BOYLE County Total:	1	0	1	2	0	4
ESTILL						
Irvine Nursing and Rehabilitation	0	0	1	0	0	1
ESTILL County Total:	0	0	1	0	0	1
FAYETTE						
Brookdale Richmond Place	0	0	4	4	0	8

2018 ANNUAL KENTUCKY LONG TERM CARE UTILIZATION AND SERVICE REPORT

Table 23 - Facility Resident Death Distribution- Personal Care Beds

ADD / Facility	Under 65	65-74	75-84	Over 85	Unknown	Total
Central Ky Recovery Center Unit 1	0	0	0	0	0	0
Central KY Recovery Center Unit 2	0	0	0	0	0	0
Lantern at Morning Pointe Alz and Memory Care	0	0	4	2	0	6
Legacy Reserve at Fritz Farm	0	0	0	2	0	2
Lexington Country Place	0	0	0	0	0	0
Mayfair Village Retirement Center	0	0	0	0	0	0
Morning Pointe of Lexington	0	0	0	3	0	3
Morning Pointe of Lexington East	0	0	3	10	0	13
Provision Living At Beaumont Centre	0	0	1	1	0	2
Signature Healthcare At Tanbark Rehab	0	0	0	6	0	6
The Breckinridge	0	0	0	3	0	3
The Legacy At The Willows	0	0	3	2	0	5
The Villa at Chevy Chase	0	0	0	0	0	0
The Willows At Fritz Farm	0	0	0	1	0	1
The Willows at Hamburg	0	0	0	4	0	4
Willows at Citation	0	0	0	2	0	2
FAYETTE County Total:	0	0	15	40	0	55
FRANKLIN						
Dominion Senior Living of Frankfort	0	0	0	0	0	0
Morning Pointe of Frankfort	0	0	3	10	0	13
The Lantern at Morning Pointe of Frankfort	0	0	2	3	0	5
FRANKLIN County Total:	0	0	5	13	0	18
HARRISON						
Cedar Ridge Health Campus	0	0	1	0	0	1
Parkside Manor	0	0	0	0	0	0
Shady Lawn Home	0	0	0	0	0	0
HARRISON County Total:	0	0	1	0	0	1
JESSAMINE						
Bridgepointe At Ashgrove Woods	0	0	1	5	0	6
Rose Terrace Lodge	0	0	0	0	0	0
Wesley Village	0	0	0	1	0	1
JESSAMINE County Total:	0	0	1	6	0	7
LINCOLN						
Waynesburg Manor	0	0	0	0	0	0
LINCOLN County Total:	0	0	0	0	0	0

2018 ANNUAL KENTUCKY LONG TERM CARE UTILIZATION AND SERVICE REPORT

Table 23 - Facility Resident Death Distribution- Personal Care Beds

ADD / Facility	Under 65	65-74	75-84	Over 85	Unknown	Total
MADISON						
Dominion Senior Living of Richmond	0	0	0	4	0	4
Morning Pointe of Richmond	0	0	3	8	0	11
Telford Terrace	0	0	0	1	0	1
MADISON County Total:	0	0	3	13	0	16
MERCER						
The Willows at Harrodsburg	0	0	0	0	0	0
MERCER County Total:	0	0	0	0	0	0
POWELL						
Stanton Nursing and Rehabilitation Center	0	0	0	0	0	0
POWELL County Total:	0	0	0	0	0	0
SCOTT						
Dover Manor	0	0	0	0	0	0
The Meadows At Windsor Gardens	0	0	0	1	0	1
SCOTT County Total:	0	0	0	1	0	1
WOODFORD						
Taylor Manor Nursing Home	0	0	0	1	0	1
The Homeplace At Midway	0	0	0	1	0	1
WOODFORD County Total:	0	0	0	2	0	2
ADD: 15 Total	1	0	27	77	0	105
Statewide Total	14	14	83	300	0	411

2018 ANNUAL KENTUCKY LONG TERM CARE UTILIZATION AND SERVICE REPORT

Table 24 - Facility Resident Death Distribution- Nursing Home (CCRC) Beds

ADD / Facility	Under 65	65-74	75-84	Over 85	Unknown	Total
ADD: 2 - Pennyriple						
CHRISTIAN						
Christian Health Center, Hopkinsville	0	0	0	0	0	0
CHRISTIAN County Total:	0	0	0	0	0	0
ADD: 2 Total	0	0	0	0	0	0
ADD: 3 - Green River						
UNION						
Breckinridge Place	0	0	0	0	0	0
UNION County Total:	0	0	0	0	0	0
ADD: 3 Total	0	0	0	0	0	0
ADD: 4 - Barren River						
WARREN						
Christian Health Center, Bowling Green	0	0	0	6	0	6
WARREN County Total:	0	0	0	6	0	6
ADD: 4 Total	0	0	0	6	0	6
ADD: 5 - Lincoln Trail						
MARION						
The Village of Lebanon II	0	0	0	5	0	5
MARION County Total:	0	0	0	5	0	5
NELSON						
Windsor Gardens CCRC	0	0	0	3	0	3
NELSON County Total:	0	0	0	3	0	3
ADD: 5 Total	0	0	0	8	0	8
ADD: 6 - KIPDA						
JEFFERSON						
Christian Health Center of Louisville	0	0	0	0	0	0
Episcopal Church Home	0	1	2	10	0	13
Louisville Protestant Altenheim	0	0	2	4	0	6
Nazareth Home Clifton	0	0	0	1	0	1
The Forum at Brookside	0	1	2	4	0	7
JEFFERSON County Total:	0	2	6	19	0	27
ADD: 6 Total	0	2	6	19	0	27
ADD: 7 - Northern KY						
KENTON						
Madonna Manor	0	0	0	1	0	1
KENTON County Total:	0	0	0	1	0	1
ADD: 7 Total	0	0	0	1	0	1

2018 ANNUAL KENTUCKY LONG TERM CARE UTILIZATION AND SERVICE REPORT

Table 24 - Facility Resident Death Distribution- Nursing Home (CCRC) Beds

ADD / Facility	Under 65	65-74	75-84	Over 85	Unknown	Total
ADD: 10 - FIVCO						
GREENUP						
Trinity Station Retirement Community	0	0	3	6	0	9
GREENUP County Total:	0	0	3	6	0	9
ADD: 10 Total	0	0	3	6	0	9
ADD: 13 - Cumberland Valley						
KNOX						
Christian Health Center - Corbin	0	0	0	0	0	0
KNOX County Total:	0	0	0	0	0	0
LAUREL						
Laurel Heights Home for the Elderly	0	0	2	3	0	5
LAUREL County Total:	0	0	2	3	0	5
ADD: 13 Total	0	0	2	3	0	5
ADD: 14 - Lake Cumberland						
PULASKI						
The Neighborhood Nursing Facility	0	0	1	3	0	4
PULASKI County Total:	0	0	1	3	0	4
ADD: 14 Total	0	0	1	3	0	4
ADD: 15 - Bluegrass						
FAYETTE						
Sayre Christian Village Nursing Home	0	0	2	5	0	7
The Willows at Hamburg	0	0	1	4	0	5
FAYETTE County Total:	0	0	3	9	0	12
HARRISON						
Cedar Ridge Health Campus	0	0	0	2	0	2
HARRISON County Total:	0	0	0	2	0	2
JESSAMINE						
Wesley Village	0	0	6	7	0	13
JESSAMINE County Total:	0	0	6	7	0	13
MADISON						
Telford Terrace	0	0	0	2	0	2
MADISON County Total:	0	0	0	2	0	2
WOODFORD						
The Homeplace At Midway	0	0	1	0	0	1
WOODFORD County Total:	0	0	1	0	0	1
ADD: 15 Total	0	0	10	20	0	30
Statewide Total	0	2	22	66	0	90

2018 ANNUAL KENTUCKY LONG TERM CARE UTILIZATION AND SERVICE REPORT

Table 25 - Facility Resident Death Distribution- Nursing Home (Non-CCRC) Beds

ADD / Facility	Under 65	65-74	75-84	Over 85	Unknown	Total
ADD: 3 - Green River						
DAVIESS						
Hermitage Care and Rehabilitation Center	0	2	6	2	0	10
DAVIESS County Total:	0	2	6	2	0	10
WEBSTER						
Shemwell Nursing Home	0	0	1	0	0	1
WEBSTER County Total:	0	0	1	0	0	1
ADD: 3 Total	0	2	7	2	0	11
ADD: 4 - Barren River						
WARREN						
Christian Health Center, Bowling Green	0	0	0	0	0	0
WARREN County Total:	0	0	0	0	0	0
ADD: 4 Total	0	0	0	0	0	0
ADD: 5 - Lincoln Trail						
MARION						
The Village of Lebanon II	0	1	1	10	0	12
MARION County Total:	0	1	1	10	0	12
ADD: 5 Total	0	1	1	10	0	12
ADD: 7 - Northern KY						
KENTON						
Madonna Manor	0	0	0	0	0	0
KENTON County Total:	0	0	0	0	0	0
ADD: 7 Total	0	0	0	0	0	0
ADD: 15 - Bluegrass						
BOURBON						
Bourbon Heights	0	1	5	6	0	12
BOURBON County Total:	0	1	5	6	0	12
FAYETTE						
The Willows at Hamburg	0	0	0	0	0	0
FAYETTE County Total:	0	0	0	0	0	0
MERCER						
The Willows at Harrodsburg	0	0	0	3	0	3
MERCER County Total:	0	0	0	3	0	3

2018 ANNUAL KENTUCKY LONG TERM CARE UTILIZATION AND SERVICE REPORT

Table 25 - Facility Resident Death Distribution- Nursing Home (Non-CCRC) Beds

ADD / Facility	Under 65	65-74	75-84	Over 85	Unknown	Total
WOODFORD						
Taylor Manor Nursing Home	0	2	0	13	0	15
The Homeplace At Midway	0	0	0	0	0	0
WOODFORD County Total:	0	2	0	13	0	15
ADD: 15 Total	0	3	5	22	0	30
Statewide Total	0	6	13	34	0	53

2018 ANNUAL KENTUCKY LONG TERM CARE UTILIZATION AND SERVICE REPORT

Table 26 - Facility Resident Death Distribution - Intermediate Care Beds

ADD / Facility	Under 65	65-74	75-84	Over 85	Unknown	Total
ADD: 3 - Green River						
WEBSTER						
Shemwell Nursing Home	0	0	0	0	0	0
WEBSTER County Total:	0	0	0	0	0	0
ADD: 3 Total	0	0	0	0	0	0
ADD: 4 - Barren River						
WARREN						
Christian Health Center, Bowling Green	0	0	0	0	0	0
WARREN County Total:	0	0	0	0	0	0
ADD: 4 Total	0	0	0	0	0	0
ADD: 6 - KIPDA						
JEFFERSON						
Eastern Star Home in KY	0	1	2	10	0	13
Louisville Protestant Altenheim	0	0	6	8	0	14
The Forum at Brookside	0	0	1	0	0	1
JEFFERSON County Total:	0	1	9	18	0	28
ADD: 6 Total	0	1	9	18	0	28
ADD: 15 - Bluegrass						
HARRISON						
Cedar Ridge Health Campus	0	0	0	0	0	0
HARRISON County Total:	0	0	0	0	0	0
JESSAMINE						
Wesley Village	0	0	0	0	0	0
JESSAMINE County Total:	0	0	0	0	0	0
MADISON						
Telford Terrace	0	0	0	0	0	0
MADISON County Total:	0	0	0	0	0	0
WOODFORD						
Taylor Manor Nursing Home	0	0	0	5	0	5
WOODFORD County Total:	0	0	0	5	0	5
ADD: 15 Total	0	0	0	5	0	5
Statewide Total	0	1	9	23	0	33

2018 ANNUAL KENTUCKY LONG TERM CARE UTILIZATION AND SERVICE REPORT

Table 27 - Facility Resident Death Distribution - Alzheimer Facility Beds

ADD / Facility	Under 65	65-74	75-84	Over 85	Unknown	Total
ADD: 3 - Green River						
DAVIESS						
Wellington Parc of Owensboro	0	0	8	14	0	22
DAVIESS County Total:	0	0	8	14	0	22
ADD: 3 Total	0	0	8	14	0	22
ADD: 4 - Barren River						
WARREN						
Magnolia Village Care	0	2	10	9	0	21
WARREN County Total:	0	2	10	9	0	21
ADD: 4 Total	0	2	10	9	0	21
Statewide Total	0	2	18	23	0	43

2018 ANNUAL KENTUCKY LONG TERM CARE UTILIZATION AND SERVICE REPORT

Table 28 - Facility Resident Death Distribution - ICF/IID Beds

ADD / Facility	Under 65	65-74	75-84	Over 85	Unknown	Total
ADD: 2 - Pennyrite						
CHRISTIAN						
Outwood ICF/IID	0	0	0	1	0	1
CHRISTIAN County Total:	0	0	0	1	0	1
ADD: 2 Total	0	0	0	1	0	1
ADD: 3 - Green River						
DAVISS						
Wendell Foster's Campus for Developmental Disabilities	3	0	0	0	0	3
DAVISS County Total:	3	0	0	0	0	3
ADD: 3 Total	3	0	0	0	0	3
ADD: 6 - KIPDA						
BULLITT						
Meadows ICF/IID	1	0	0	0	0	1
BULLITT County Total:	1	0	0	0	0	1
HENRY						
Cedar Lake Lodge Park Place I	0	0	0	0	0	0
Cedar Lake Lodge Park Place II	1	0	0	0	0	1
HENRY County Total:	1	0	0	0	0	1
JEFFERSON						
Bingham Gardens	0	0	0	0	0	0
Del Maria ICF/IID	0	0	0	0	0	0
Hazelwood Center	7	1	0	0	0	8
JEFFERSON County Total:	7	1	0	0	0	8
OLDHAM						
Cedar Lake Lodge	3	1	0	0	0	4
Cedar Lake Lodge Sycamore Run I	0	0	0	0	0	0
Cedar Lake Lodge Sycamore Run II	0	0	0	0	0	0
Windsong ICF/IID	1	0	0	0	0	1
OLDHAM County Total:	4	1	0	0	0	5
ADD: 6 Total	13	2	0	0	0	15
ADD: 14 - Lake Cumberland						
PULASKI						
Oakwood ICF/IID Unit 1	2	0	0	0	0	2
Oakwood ICF/IID Unit 2	0	0	0	0	0	0

2018 ANNUAL KENTUCKY LONG TERM CARE UTILIZATION AND SERVICE REPORT

Table 28 - Facility Resident Death Distribution - ICF/IID Beds

ADD / Facility	Under 65	65-74	75-84	Over 85	Unknown	Total
Oakwood ICF/IID Unit 3	0	0	0	0	0	0
Oakwood ICF/IID Unit 4	0	0	0	0	0	0
PULASKI County Total:	2	0	0	0	0	2
ADD: 14 Total	2	0	0	0	0	2
Statewide Total	18	2	0	1	0	21

*Kentucky Annual
Long-Term Care Services Report*



*Section V
Nursing Facility by ADD*

2018 ANNUAL KENTUCKY LONG TERM CARE UTILIZATION AND SERVICE REPORT

Table 29 - Nursing Facility By ADD

ADD / Facility	Licensed Beds	Beds In Operation	Beginning Census	Admissions	Discharges	Deaths	Ending Census	Total Patient Days	Occupancy Percentage
ADD: 1 - Purchase									
Baptist Health Paducah	24	0	0	0	0	0	0	0	0.00%
Calvert City Convalescent Center	95	95	81	81	38	44	80	31,829	91.79%
Clinton Hickman County Nursing Facility	46	46	42	38	22	13	45	15,932	94.89%
Clinton Place	88	88	72	150	137	17	68	24,820	77.27%
Concordia Healthcare Center-Heritage Manor	85	85	64	158	137	18	67	2,147	6.92%
Countryside Center	53	53	42	117	94	18	47	16,089	83.17%
Fulton Nursing and Rehab	60	60	48	54	37	21	44	18,607	84.96%
Green Acres Health Care	73	73	62	130	114	16	62	22,602	84.83%
Lake Way Nursing and Rehabilitation Center	96	96	85	163	131	40	77	30,788	87.87%
Life Care Center of LaCenter	70	70	47	102	70	31	48	20,642	80.79%
Mills Health and Rehab Center	98	98	94	208	169	43	90	33,741	94.33%
Oakview Nursing and Rehabilitation Center	100	100	67	107	67	37	70	25,952	71.10%
Parkview Nursing and Rehabilitation Center (Paducah)	228	228	201	467	376	82	210	75,937	91.25%
River Haven Nursing and Rehab	103	103	68	63	60	9	65	23,493	62.49%
Spring Creek Health Care	226	226	144	386	352	49	129	48,787	59.14%
Stonecreek Health and Rehab	86	86	69	249	209	29	80	28,325	90.24%
Superior Care Home	108	108	91	567	539	27	92	34,310	87.04%
ADD: 1 Total	1,639	1,615	1,277	3,040	2,552	494	1,274	454,001	75.89%
ADD: 2 - Pennyrite									
Baptist Health Madisonville	20	0	0	0	0	0	0	0	0.00%
Bradford Heights Health & Rehab Center	100	100	68	248	220	27	69	27,136	74.35%
Brighton Cornerstone Health Care	66	66	61	45	41	14	51	20,852	86.56%
Christian Care Center of Kuttawa	65	65	58	100	74	22	62	21,538	90.78%
Christian Health Center, Hopkinsville	112	112	108	253	213	41	107	38,150	93.32%
Christian Heights Nursing and Rehabilitation Center	60	60	41	93	88	7	39	14,606	66.69%
Concordia Nursing and Rehabilitation-Maple	97	97	92	129	110	18	93	33,713	95.22%
Covington Convalescent Center	72	72	64	70	50	17	67	23,835	90.70%
Crittenden County Health and Rehabilitation Center	101	101	84	76	52	32	76	26,931	73.05%
Dawson Springs Health And Rehab Ctr	59	59	53	32	22	6	57	20,162	93.62%
Diversicare of Greenville	62	62	58	157	133	22	60	21,741	96.07%
Hearthstone Place	60	60	45	131	114	11	51	18,407	84.05%
Hillside Center	71	71	55	135	118	22	50	20,468	78.98%

2018 ANNUAL KENTUCKY LONG TERM CARE UTILIZATION AND SERVICE REPORT

Table 29 - Nursing Facility By ADD

ADD / Facility	Licensed Beds	Beds In Operation	Beginning Census	Admissions	Discharges	Deaths	Ending Census	Total Patient Days	Occupancy Percentage
Joseph Eddie Ballard Western Kentucky Veterans Ctr	156	156	97	54	10	54	87	32,489	57.06%
Madisonville Health and Rehabilitation	94	94	80	132	105	25	82	29,930	87.23%
Owensboro Health Muhlenberg Community Hospital Long Term Care	45	45	35	171	135	29	42	13,414	81.67%
Princeton Health and Rehab Center	104	104	51	133	79	39	66	20,424	53.80%
Ridgewood Terrace Nursing Home	110	110	104	240	205	37	102	36,157	90.05%
River's Bend Retirement Community	40	40	39	60	40	22	37	13,560	92.88%
Salem Springlake Health and Rehabilitation Center	75	75	53	97	83	12	55	19,474	71.14%
Shady Lawn Nursing and Rehabilitation Center	50	50	31	59	45	9	36	12,002	65.76%
Tradewater Pointe	60	60	50	94	82	15	47	17,903	81.75%
Western State Nursing Facility	144	144	100	17	13	8	96	33,988	64.67%
ADD: 2 Total	1,823	1,803	1,427	2,526	2,032	489	1,432	516,880	77.68%
ADD: 3 - Green River									
Beaver Dam Nursing and Rehab Center	58	58	54	99	68	29	56	19,610	92.63%
Breckinridge Place	16	16	16	22	14	9	15	5,569	95.36%
Carmel Home	36	36	36	28	15	13	36	12,905	98.21%
Fordsville Nursing and Rehabilitation Center	67	67	66	31	35	5	57	23,064	94.31%
Heartland Villa Care and Rehabilitation Center Com	45	45	41	68	53	14	42	15,274	92.99%
Henderson Nursing and Rehabilitation Center	90	90	62	72	69	14	51	21,732	66.16%
Hermitage Care and Rehabilitation Center	70	70	62	55	47	21	49	17,885	70.00%
Morganfield Nursing and Rehabilitation Center	60	60	50	104	95	15	44	19,066	87.06%
Owensboro Center	145	141	124	242	189	53	124	41,458	78.33%
Redbanks	222	222	183	287	253	43	174	63,652	78.55%
Redbanks Colonial Terrace	87	87	66	92	69	19	70	25,562	80.50%
Riverside Care & Rehab Ctr	79	79	63	95	83	16	59	22,701	78.73%
Signature Healthcare at Hillcrest	156	156	122	288	239	55	116	42,456	74.56%
Signature Healthcare of Hartford Rehab and Wellness	110	104	94	119	112	13	88	33,283	82.90%
The Transitional Care Center of Owensboro	30	30	19	707	700	8	18	7,781	71.06%
Twin Rivers Nursing and Rehab Center	132	132	114	97	78	26	107	41,022	85.14%
Wellington Parc of Owensboro	20	20	19	9	4	4	20	7,160	98.08%
ADD: 3 Total	1,423	1,413	1,191	2,415	2,123	357	1,126	420,180	80.90%
ADD: 4 - Barren River									
Auburn Health Care	66	66	47	36	30	8	45	17,812	73.94%
Bowling Green Nursing and Rehabilitation	66	66	54	168	140	23	59	20,361	84.52%

2018 ANNUAL KENTUCKY LONG TERM CARE UTILIZATION AND SERVICE REPORT

Table 29 - Nursing Facility By ADD

ADD / Facility	Licensed Beds	Beds In Opration	Beginning Census	Admissions	Discharges	Deaths	Ending Census	Total Patient Days	Occupancy Percentage
Cal Turner Rehab and Specialty Care	110	110	108	87	42	49	104	38,654	96.27%
Christian Health Center, Bowling Green	22	22	20	173	166	10	17	7,176	89.36%
Colonial Center	48	48	44	81	62	20	43	16,360	93.38%
Creekwood Place Nursing and Rehab Center	104	104	89	304	275	25	93	34,176	90.03%
Diversicare of Glasgow	94	94	89	130	109	32	78	30,164	87.92%
Edmonson Center	74	74	67	120	100	18	69	25,299	93.67%
Franklin-Simpson Nursing and Rehabilitation	98	98	87	198	175	27	83	31,349	87.64%
Glasgow State Nursing Facility	100	75	70	22	10	15	67	25,081	68.72%
Glenview Health Care Facility	60	60	53	52	24	23	58	19,764	90.25%
Greenwood Nursing and Rehabilitation	128	128	121	561	509	46	127	45,257	96.87%
Hopkins Center	50	50	47	46	32	12	49	17,589	96.38%
Metcalfe Health Care Center	71	71	67	115	96	21	65	24,554	94.75%
Morgantown Care and Rehabilitation Center	122	122	100	225	176	34	115	38,949	87.47%
NHC HealthCare, Glasgow	194	194	174	308	234	85	163	63,154	89.19%
Signature Healthcare Bowling Green	176	176	126	201	150	47	130	45,485	70.80%
Signature Healthcare of Glasgow	68	68	59	124	104	18	61	21,941	88.40%
Signature Healthcare of Hart County	104	104	86	134	107	23	90	32,688	86.11%
Signature HealthCare of Monroe County Rehab	104	104	92	174	149	15	102	34,614	91.19%
T J Samson Community Hospital Skilled Nursing Unit	16	16	12	239	240	2	9	3,366	57.64%
ADD: 4 Total	1,875	1,850	1,612	3,498	2,930	553	1,627	593,793	86.76%
ADD: 5 - Lincoln Trail									
Brandenburg Nursing and Rehabilitation	57	57	51	82	61	18	54	18,704	89.90%
Breckinridge Memorial Nursing Facility	18	18	17	13	3	9	18	6,470	98.48%
Cedars Of Lebanon Nursing Center	81	81	61	62	48	20	55	20,403	69.01%
Elizabethtown Nursing and Rehab	65	65	57	174	148	28	55	21,648	91.25%
Flaget Memorial Hospital NF	12	12	7	270	268	4	5	3,402	77.67%
Grayson Manor	72	72	70	95	79	22	64	25,588	97.37%
Hardinsburg Nursing and Rehabilitation	63	63	59	66	49	15	61	22,303	96.99%
Helmwood Healthcare Center	60	60	50	177	145	28	54	18,250	83.33%
Kensington Center	82	82	76	405	362	43	76	27,870	93.12%
Landmark of Bardstown Rehab and Nursing	100	100	81	311	284	38	70	30,417	83.33%
Loretto Motherhouse Infirmary	59	59	53	29	13	20	49	18,785	90.32%
Nursing Facility of Hardin Memorial Hospital	15	15	11	366	362	5	10	4,193	76.58%
Radcliff Veterans Center	120	120	30	40	3	18	49	14,554	33.23%

2018 ANNUAL KENTUCKY LONG TERM CARE UTILIZATION AND SERVICE REPORT

Table 29 - Nursing Facility By ADD

ADD / Facility	Licensed Beds	Beds In Operation	Beginning Census	Admissions	Discharges	Deaths	Ending Census	Total Patient Days	Occupancy Percentage
Sansbury Care Center	48	48	46	25	21	3	47	16,254	92.77%
Signature Healthcare At Colonial Rehab	65	65	56	188	163	25	56	20,921	88.18%
Signature Healthcare at North Hardin Rehab	148	148	118	279	243	42	112	41,494	76.81%
Signature Healthcare of Elizabethtown	112	104	81	276	241	26	90	31,813	77.82%
Spring View Health and Rehab Center	71	71	62	95	82	12	63	22,379	86.36%
Springfield Nursing and Rehabilitation Center	70	70	53	64	50	6	61	20,680	80.94%
Sunrise Manor Nursing Home	137	137	122	361	284	84	115	43,942	87.88%
Village of Lebanon II	16	16	16	5	3	3	15	5,724	98.01%
ADD: 5 Total	1,471	1,463	1,177	3,383	2,912	469	1,179	435,794	81.28%
ADD: 6 - KIPDA									
Baptist Health La Grange	30	11	15	189	182	11	11	4,583	41.85%
Cherokee Park Rehabilitation	84	84	60	347	317	18	72	25,274	82.43%
Christian Health Center of Louisville	118	118	75	346	298	24	99	38,659	89.76%
Clifton Oaks Care Center	110	110	77	149	152	2	72	31,001	77.21%
Crestview Center	58	58	57	189	167	22	57	20,196	95.40%
Diversicare of Seneca Place	107	107	80	150	123	27	80	30,724	78.67%
Episcopal Church Home	93	93	67	447	292	148	74	27,214	80.17%
Essex Nursing and Rehabilitation Center	128	128	108	207	175	40	100	39,074	83.63%
Forest Springs Health Campus	58	58	44	470	442	23	49	17,826	84.20%
Franciscan Health Care Center	85	85	80	826	798	29	79	29,445	94.91%
Friendship Manor Nursing Home	128	127	120	222	167	57	118	42,753	91.51%
Glen Ridge Health Campus	70	64	63	603	581	22	63	22,985	89.96%
Green Meadows Healthcare Center 1	122	122	88	219	180	41	86	33,354	74.90%
Highlands Nursing and Rehabilitation Center (Louis	154	154	140	199	212	16	111	45,437	80.83%
Hillcreek Rehabilitation and Care	172	172	149	394	369	26	148	53,281	84.87%
Home of the Innocents	76	76	76	52	50	2	76	27,252	98.24%
Jeffersontown Rehabilitation	98	98	74	203	173	27	77	23,578	65.92%
Kindred Hospital - Louisville	47	47	44	61	43	19	43	15,771	91.93%
Klondike Center	62	62	54	79	66	12	55	20,903	92.37%
Landmark of Iroquois Park and Nursing Center	120	118	107	180	175	16	96	37,845	86.40%
Landmark of Louisville Rehab and Nursing	252	252	225	398	366	48	209	76,793	83.49%
Landmark of River City Rehabilitation and Nursing	92	92	87	72	70	5	84	28,837	85.88%
Little Sisters of the Poor - St. Joseph's Home	35	35	35	5	1	7	32	12,596	98.60%
Masonic Home of Louisville	167	136	133	1,009	943	68	131	47,300	77.60%

2018 ANNUAL KENTUCKY LONG TERM CARE UTILIZATION AND SERVICE REPORT

Table 29 - Nursing Facility By ADD

ADD / Facility	Licensed Beds	Beds In Operation	Beginning Census	Admissions	Discharges	Deaths	Ending Census	Total Patient Days	Occupancy Percentage
Masonic Home of Shelbyville	117	108	98	487	446	52	87	34,559	80.92%
Nazareth Home	116	116	115	595	494	106	110	40,150	94.83%
Nazareth Home Clifton	115	115	90	437	370	56	101	36,317	86.52%
Park Terrace Health Campus	88	88	76	747	722	29	72	29,723	92.54%
Providence New Castle	60	60	56	46	39	12	51	19,110	87.26%
Providence Richwood	120	120	110	158	137	32	99	38,198	87.21%
Providence Louisville East Post Acute	178	178	147	312	264	55	140	56,512	86.98%
Regency Rehabilitation and Nursing Center	110	110	94	294	261	21	106	37,456	93.29%
Regis Woods Care and Rehabilitation Center	186	186	171	398	364	34	171	62,839	92.56%
Rivers Edge Nursing and Rehabilitation Center	100	100	91	33	33	7	84	32,692	89.57%
Signature Health Care of East Louisville	128	128	113	422	392	28	115	40,136	85.91%
Signature Health Care of South Louisville	100	100	83	630	593	31	89	29,953	82.06%
Signature Health Care of Spencer County	120	120	96	142	116	34	88	33,935	77.48%
Signature Health Care of Trimble County	60	58	55	72	68	12	47	18,674	85.27%
Signature Healthcare At Jefferson Manor Rehab	100	100	68	120	100	19	69	23,894	65.46%
Signature Healthcare at Jefferson Place Rehab	95	95	61	702	648	37	78	25,025	72.17%
Signature Healthcare At Rockford Rehab	110	110	89	298	263	26	98	32,894	81.93%
Signature Healthcare at St's Mary & Elizabeth Hosp	20	20	9	389	377	5	16	6,209	85.05%
Signature Healthcare At Summerfield Rehab	165	161	113	325	300	29	109	39,812	66.11%
Springhurst Health and Rehab	90	90	83	186	170	20	79	29,781	90.66%
St Matthews Care Center	125	125	111	315	294	14	118	43,106	94.48%
Sycamore Heights Health and Rehab	96	96	62	106	97	6	65	22,067	62.98%
The Forum at Brookside	40	40	34	147	130	21	30	11,531	78.98%
Treyton Oaks Towers	60	60	41	237	202	35	41	15,799	72.14%
Valhalla Post Acute	130	130	102	696	659	45	94	37,742	79.54%
Wesley Manor	68	64	61	83	57	32	55	22,093	89.01%
Westminster Terrace	112	108	96	177	156	28	89	33,718	82.48%
Westport Care Center	145	145	112	109	87	20	114	38,961	73.62%
Westport Place Health Campus	62	62	50	462	439	24	49	19,767	87.35%
ADD: 6 Total	5,482	5,400	4,545	16,141	14,620	1,580	4,486	1,665,334	83.23%
ADD: 7 - Northern KY									
Bridgepoint Care and Rehabilitation Center	151	151	131	372	328	38	137	50,302	91.27%
Carmel Manor	95	95	89	141	78	65	87	32,679	94.24%
Coldspring Transitional Care Center	143	143	130	568	506	65	127	45,650	87.46%

2018 ANNUAL KENTUCKY LONG TERM CARE UTILIZATION AND SERVICE REPORT

Table 29 - Nursing Facility By ADD

ADD / Facility	Licensed Beds	Beds In Operation	Beginning Census	Admissions	Discharges	Deaths	Ending Census	Total Patient Days	Occupancy Percentage
Emerald Trace	54	54	50	410	389	28	43	16,538	83.91%
Florence Park Care Center	150	150	140	254	201	50	143	49,264	89.98%
Gallatin Nursing and Rehab	120	120	100	91	55	42	94	36,656	83.69%
Grant Center	95	95	94	236	208	31	91	33,359	96.20%
Highlandspring of Ft Thomas	140	140	132	579	518	62	131	46,559	91.11%
Madonna Manor	59	59	50	248	215	28	55	20,123	93.44%
Owenton Center	100	100	91	162	135	20	98	34,559	94.68%
River Valley Nursing Home	60	60	59	34	18	16	59	20,998	95.88%
Rosedale Green	176	176	153	96	31	51	167	58,412	90.93%
Signature Healthcare of Carrollton Rehab	78	78	69	115	102	17	65	25,165	88.39%
St Elizabeth Florence SNF	16	16	13	414	410	1	16	5,364	91.85%
St Elizabeth FT Thomas SNF	26	26	16	411	410	2	15	5,839	61.53%
The Pavilion at Kenton	82	82	76	168	156	13	75	27,283	91.16%
The Seasons at Alexandria	167	117	73	320	250	29	114	40,791	66.92%
Village Care Center	100	100	95	173	143	37	88	33,870	92.79%
Villaspring of Erlanger	140	140	133	773	702	66	138	50,370	98.57%
Woodcrest Nursing and Rehabilitation Center	127	127	103	83	64	23	99	34,788	75.05%
ADD: 7 Total	2,079	2,029	1,797	5,648	4,919	684	1,842	668,569	88.10%
ADD: 8 - Buffalo Trace									
Bracken County Nursing and Rehabilitation Center	32	32	30	69	65	9	25	10,014	85.74%
Maysville Nursing and Rehabilitation Facility	130	130	129	230	207	38	114	44,338	93.50%
Pioneer Trace Nursing Home	92	92	87	82	76	14	79	29,165	86.85%
Robertson County Health Care Facility	60	60	54	74	55	17	56	20,155	92.03%
Vanceburg Rehabilitation and Care	94	94	79	165	125	30	89	32,485	94.68%
ADD: 8 Total	408	408	379	620	528	108	363	136,157	91.45%
ADD: 9 - Gateway									
Edgewood Estates	60	60	52	56	49	4	55	20,056	91.58%
Life Care Center of Morehead	97	96	92	152	124	27	93	33,345	94.18%
Ridgeway Nursing and Rehabilitation	99	99	88	96	78	14	92	34,010	94.12%
St Claire Medical Center TCU	10	10	6	192	159	34	5	1,733	47.48%
West Liberty Nursing and Rehabilitation Center	48	48	46	110	102	12	42	16,045	91.58%
Windsor Care Center	144	144	127	362	320	35	134	48,431	92.14%
ADD: 9 Total	458	457	411	968	832	126	421	153,620	91.89%

2018 ANNUAL KENTUCKY LONG TERM CARE UTILIZATION AND SERVICE REPORT

Table 29 - Nursing Facility By ADD

ADD / Facility	Licensed Beds	Beds In Operation	Beginning Census	Admissions	Discharges	Deaths	Ending Census	Total Patient Days	Occupancy Percentage
ADD: 10 - FIVCO									
Boyd Nursing and Rehabilitation Center	60	60	58	150	139	12	57	20,606	94.09%
Carter Nursing and Rehabilitation Center	120	120	113	251	237	14	113	38,646	88.23%
Elliott Nursing and Rehabilitation Center	75	75	67	176	160	14	69	26,063	95.21%
King's Daughters Medical Center	20	20	14	360	353	4	17	5,461	74.81%
Kingsbrook Lifecare Center	137	137	132	566	524	45	129	47,320	94.63%
Oakmont Manor	85	85	76	348	295	45	84	29,317	94.49%
South Shore Nursing and Rehabilitation Center	60	60	53	81	63	18	53	19,152	87.45%
The Jordan Center	104	104	87	95	75	23	84	32,507	85.63%
Woodland Oaks Health Care Facility	110	110	107	240	219	21	107	39,111	97.41%
Wurtland Nursing and Rehabilitation Center	126	124	111	194	181	14	110	39,760	86.45%
ADD: 10 Total	897	895	818	2,461	2,246	210	823	297,943	91.00%
ADD: 11 - Big Sandy									
Good Shepherd Community Nursing Center	118	118	83	236	219	13	87	31,474	73.08%
Highlands Regional Medical Center (Prestonsburg)	18	0	0	0	0	0	0	0	0.00%
Landmark of Elkhorn City Rehabilitation	106	106	83	187	166	21	83	30,893	79.85%
Martin County Health Care Facility	65	65	53	149	123	25	54	21,078	88.84%
Mountain Manor of Paintsville	126	126	93	133	94	30	102	32,953	71.65%
Parkview Nursing and Rehabilitation Center (Pikeville)	120	120	109	266	222	47	106	38,921	88.86%
Pikeville Nursing and Rehab Center	106	106	90	233	205	31	87	33,381	86.28%
Prestonsburg Health Care Center	56	54	52	72	64	8	52	18,980	92.86%
Riverview Health Care Center	121	121	117	81	62	18	118	42,341	95.87%
Salyersville Nursing and Rehabilitation Center	142	136	115	264	237	27	115	43,982	84.86%
Williamson ARH Nursing Facility	35	35	22	127	113	11	25	8,564	67.04%
ADD: 11 Total	1,013	987	817	1,748	1,505	231	829	302,567	81.83%
ADD: 12 - Ky River									
Hazard Health and Rehabilitation Center	200	200	191	345	313	31	192	70,345	96.36%
Hyden Health and Rehabilitation Center	94	94	92	178	169	9	92	33,109	96.50%
Knott County Health and Rehabilitation Center	92	92	92	87	72	17	90	33,173	98.79%
Lee County Care and Rehabilitation Center	109	109	107	170	149	21	107	39,055	98.17%
Letcher Manor	142	142	118	325	308	8	127	46,433	89.59%
Nim Henson Geriatric Center	120	120	74	74	60	25	63	25,797	58.90%
Owsley County Health Care Center	97	97	80	184	160	18	86	31,713	89.57%
Paul E Patton Eastern Ky Veterans Center	120	120	112	53	23	35	107	39,907	91.11%

2018 ANNUAL KENTUCKY LONG TERM CARE UTILIZATION AND SERVICE REPORT

Table 29 - Nursing Facility By ADD

ADD / Facility	Licensed Beds	Beds In Operation	Beginning Census	Admissions	Discharges	Deaths	Ending Census	Total Patient Days	Occupancy Percentage
Wolfe County Health and Rehabilitation Center	100	100	100	59	43	19	97	36,131	98.99%
ADD: 12 Total	1,074	1,074	966	1,475	1,297	183	961	355,663	90.73%
ADD: 13 - Cumberland Valley									
Barbourville Health and Rehabilitation Center	135	135	135	133	89	47	132	47,909	97.23%
Christian Health Center - Corbin	100	100	91	116	86	27	94	33,534	91.87%
Corbin Health and Rehabilitation Center	100	100	96	142	123	22	93	35,154	96.31%
Harlan Health and Rehabilitation Center	143	143	142	162	126	38	140	51,624	98.91%
Hillcrest Health and Rehabilitation Center	120	120	116	155	122	33	116	41,969	95.82%
Landmark of Laurel Creek Rehab and Nursing	106	106	96	209	187	19	99	37,422	96.72%
Laurel Heights Home for the Elderly	143	143	139	125	75	51	138	50,965	97.64%
Middlesboro Nursing and Rehab	95	95	94	84	63	28	87	33,727	97.27%
Mountain View Nursing and Rehab Ctr	115	98	75	108	95	9	79	30,315	72.22%
Pineville Community Hospital	30	0	0	0	0	0	0	0	0.00%
Rockcastle Health and Rehabilitation Center	104	104	86	236	198	23	101	34,595	91.14%
Rockcastle Regional Hospital and Respiratory Care	127	127	116	154	114	38	118	43,231	93.26%
Signature HealthCare at Jackson Manor	51	51	49	108	100	9	48	17,466	93.83%
The Heritage	85	85	79	258	229	23	85	29,647	95.56%
Tri-Cities Nursing and Rehabilitation Center	85	85	75	250	221	31	73	26,814	86.43%
Williamsburg Health and Rehabilitation Center	125	125	123	123	125	3	118	44,376	97.26%
ADD: 13 Total	1,664	1,617	1,512	2,363	1,953	401	1,521	558,748	92.00%
ADD: 14 - Lake Cumberland									
Campbellsville Nursing and Rehabilitation	67	67	54	125	99	21	59	21,715	88.80%
Clinton County Care and Rehabilitation Center	52	52	47	57	49	4	51	17,603	92.74%
Cumberland Nursing and Rehabilitation Center	93	93	82	232	200	25	89	32,305	95.17%
Cumberland Valley Manor	84	84	79	54	31	28	74	26,856	87.59%
Fair Oaks Health Systems	114	114	114	95	54	42	113	40,164	96.52%
Green Hill Rehabilitation and Care	118	118	109	108	86	25	106	39,682	92.13%
Hicks' Golden Years Nursing Home	59	59	57	33	9	22	59	20,974	97.39%
Lake Cumberland Regional Hospital	12	12	11	219	218	1	11	3,817	87.15%
Liberty Care and Rehabilitation Center	97	97	88	129	100	29	88	33,255	93.93%
McDowell Skilled Nursing Facility	5	0	0	0	0	0	0	0	0.00%
Signature Healthcare At Summit Manor Rehab	104	104	95	163	136	25	97	35,890	94.55%
Signature Healthcare of McCreary County Rehab	60	60	52	136	113	18	57	20,779	94.88%
Somerset Nursing and Rehabilitation Facility	123	123	116	152	138	22	108	41,116	91.58%

2018 ANNUAL KENTUCKY LONG TERM CARE UTILIZATION AND SERVICE REPORT

Table 29 - Nursing Facility By ADD

ADD / Facility	Licensed Beds	Beds In Operation	Beginning Census	Admissions	Discharges	Deaths	Ending Census	Total Patient Days	Occupancy Percentage
Somerwoods Nursing and Rehabilitation	166	166	126	179	138	37	130	46,722	77.11%
The Grandview Nursing and Rehabilitation Facility	81	81	74	123	132	14	51	24,979	84.49%
ADD: 14 Total	1,235	1,230	1,104	1,805	1,503	313	1,093	405,857	90.04%
ADD: 15 - Bluegrass									
Berea Health and Rehabilitation	84	80	80	139	117	22	80	29,190	95.21%
Bluegrass Care and Rehabilitation Center	124	115	91	177	141	29	98	38,782	85.69%
Bourbon Heights	67	67	64	33	6	27	64	23,521	96.18%
Bradford Square Rehabilitation and Nursing Center	100	100	95	308	286	17	100	35,138	96.27%
Brookdale Richmond Place SNF	120	120	89	400	373	36	80	30,417	69.45%
Cambridge Place	108	108	99	70	42	27	100	37,411	94.90%
Cardinal Hill Rehab Unit	74	74	33	805	808	5	25	11,987	44.38%
Cedar Ridge Health Campus	48	48	48	116	91	26	47	16,682	95.22%
Charleston Health Care Center	90	90	88	163	126	40	85	31,198	94.97%
Clark Regional Medical Center Transitional Care Unit	25	25	14	287	271	11	19	7,355	80.60%
Danville Center For Health	106	106	101	158	118	37	104	35,963	92.95%
Diversicare of Nicholasville	73	73	64	165	147	24	58	23,112	86.74%
Dover Manor	85	85	78	78	36	40	80	29,351	94.60%
Eastern State Hosp Long Term Acquired Brain Injury	44	17	16	5	21	0	0	2,616	29.00%
Edgemont Healthcare	68	68	55	65	55	12	53	21,679	87.34%
Ephraim McDowell Regional Medical Center	25	0	0	0	0	0	0	0	0.00%
Fountain Circle Care and Rehab Ctr	179	179	138	334	279	55	138	47,667	72.96%
Frankfort Care and Rehabilitation	100	100	87	218	199	19	87	32,594	89.30%
Grand Haven Nursing Home	52	52	51	130	117	14	50	18,895	99.55%
Harrodsburg Health & Rehab Ctr	112	109	99	108	62	45	100	36,295	88.78%
Irvine Nursing and Rehabilitation	86	86	84	199	173	26	84	29,598	94.29%
Johnson Mathers Nursing Home	104	104	80	106	68	29	89	30,696	80.86%
Kenwood Health and Rehabilitation Center	93	93	84	214	180	41	77	30,078	88.61%
Landmark of Lancaster Rehabilitation and Nursing	96	96	94	110	83	31	90	34,205	97.62%
Lexington Country Place	111	94	83	295	235	60	83	31,665	78.16%
Madison Health and Rehabilitation Center	92	92	89	126	111	21	83	30,478	90.76%
Mayfair Manor	98	94	85	212	189	22	86	31,020	86.72%
Northpoint Lexington Healthcare Center	150	150	141	193	151	42	141	52,368	95.65%
Providence Homestead	136	136	125	296	249	41	131	48,120	96.94%
Providence Pine Meadows	120	120	111	159	134	28	108	42,289	96.55%

2018 ANNUAL KENTUCKY LONG TERM CARE UTILIZATION AND SERVICE REPORT

Table 29 - Nursing Facility By ADD

ADD / Facility	Licensed Beds	Beds In Operation	Beginning Census	Admissions	Discharges	Deaths	Ending Census	Total Patient Days	Occupancy Percentage
Rose Manor Health Care	34	34	33	11	3	8	33	11,743	94.63%
Sayre Christian Village Nursing Home	119	119	116	56	16	40	116	42,728	98.37%
Signature Healthcare at Heritage Hall Rehab	94	94	82	214	186	22	88	31,341	91.35%
Signature Healthcare At Tanbark Rehab	34	34	28	464	452	13	27	10,326	83.21%
Signature Healthcare of Georgetown	65	65	54	260	235	22	57	20,483	86.34%
Stanford Care and Rehab	128	128	114	172	110	56	120	43,080	92.21%
Stanton Nursing and Rehabilitation Center	81	81	73	92	69	23	73	26,824	90.73%
The Homeplace At Midway	23	23	22	20	4	15	23	8,113	96.64%
The Terrace Nursing and Rehabilitation	102	102	101	164	121	48	96	35,789	96.13%
The Willows At Fritz Farm	54	54	42	380	351	24	47	17,645	89.52%
The Willows at Hamburg	54	54	47	205	169	32	51	18,737	95.06%
The Willows at Harrodsburg	34	34	32	111	82	28	33	12,045	97.06%
Thomson Hood Veterans Center	285	285	152	80	10	71	151	55,829	53.67%
Willows at Citation	54	54	46	264	241	20	49	17,854	90.58%
ADD: 15 Total	3,931	3,842	3,308	8,162	6,917	1,249	3,304	1,222,907	85.65%
Statewide Total	26,472	26,083	22,341	56,253	48,869	7,447	22,281	8,188,013	84.81%

Kentucky Annual Long-Term Care Services Report



Section VI Patient Origin Data

2018 ANNUAL KENTUCKY LONG TERM CARE UTILIZATION AND SERVICE REPORT

**Table 30 - Kentucky Long Term Care Facility Patient Origin for Ending Census
Facility ADD and Facility by Patient County of Residence**

ADD	Facility Name	Patient County	Under 65	65-74	75-84	Over 85	Unknown
ADD: 1 - Purchase							
	Calvert City Convalescent Center	CALLOWAY	1	0	0	3	0
		GRAVES	0	0	0	3	0
		LIVINGSTON	1	1	2	4	0
		MARSHALL	1	8	23	22	0
		MCCRACKEN	1	0	2	8	0
		Total	4	9	27	40	0
	Clinton Hickman County Nursing Facility	BALLARD	0	0	1	0	0
		CALLOWAY	0	0	0	1	0
		CARLISLE	0	0	0	5	0
		FULTON	0	0	3	5	0
		GRAVES	0	1	4	0	0
		HICKMAN	0	3	4	11	0
		IL	0	0	0	1	0
		TN	0	0	2	4	0
		Total	0	4	14	27	0
	Clinton Place	CARLISLE	0	1	3	2	0
		FULTON	1	1	3	0	0
		GRAVES	3	2	5	3	0
		HICKMAN	8	6	6	9	0
		MCCRACKEN	5	2	6	2	0
		Total	17	12	23	16	0
	Concordia Healthcare Center-Heritage Manor	CALLOWAY	2	1	3	1	0
		GRAVES	8	12	14	20	0
		HICKMAN	1	1	0	1	0
		MCCRACKEN	1	0	1	1	0
		Total	12	14	18	23	0
	Countryside Center	ANDERSON	0	1	3	3	0
		CARLISLE	2	2	3	11	0
		GRAVES	1	2	0	2	0
		IL	0	2	1	0	0
		LIVINGSTON	1	1	0	0	0

2018 ANNUAL KENTUCKY LONG TERM CARE UTILIZATION AND SERVICE REPORT

**Table 30 - Kentucky Long Term Care Facility Patient Origin for Ending Census
Facility ADD and Facility by Patient County of Residence**

ADD	Facility Name	Patient County	Under 65	65-74	75-84	Over 85	Unknown
		MARSHALL	1	0	0	0	0
		MCCRACKEN	2	2	3	4	0
		Total	7	10	10	20	0
	Fulton Nursing and Rehab	FULTON	6	10	6	10	0
		GRAVES	1	3	2	1	0
		JEFFERSON	0	0	0	1	0
		MARSHALL	1	0	0	0	0
		PULASKI	0	1	0	0	0
		TN	1	1	0	0	0
		Total	9	15	8	12	0
	Green Acres Health Care	CALDWELL	1	0	0	0	0
		CALLOWAY	0	1	0	0	0
		CHRISTIAN	1	0	0	0	0
		FULTON	0	1	0	0	0
		GRAVES	4	7	10	28	0
		HICKMAN	0	1	2	0	0
		MARSHALL	0	0	1	0	0
		MCCRACKEN	1	2	2	0	0
		Total	7	12	15	28	0
	Lake Way Nursing and Rehabilitation Center	CALLOWAY	0	2	6	2	0
		GRAVES	1	1	1	0	0
		MARSHALL	4	11	16	26	0
		MCCRACKEN	2	0	1	1	0
		SCOTT	0	0	0	1	0
		TN	0	1	0	1	0
		Total	7	15	24	31	0
	Life Care Center of LaCenter	BALLARD	0	0	0	0	38
		IL	0	0	0	0	1
		MARSHALL	0	0	0	0	1
		MCCRACKEN	0	0	0	0	8
		Total	0	0	0	0	48
	Mills Health and Rehab Center	BALLARD	0	1	0	1	0

2018 ANNUAL KENTUCKY LONG TERM CARE UTILIZATION AND SERVICE REPORT

**Table 30 - Kentucky Long Term Care Facility Patient Origin for Ending Census
Facility ADD and Facility by Patient County of Residence**

ADD	Facility Name	Patient County	Under 65	65-74	75-84	Over 85	Unknown
		CALLOWAY	0	0	1	2	0
		CLINTON	0	0	0	1	0
		FRANKLIN	0	1	0	0	0
		GRAVES	7	8	22	42	0
		JEFFERSON	1	1	0	0	0
		MARSHALL	0	0	1	0	0
		MCCRACKEN	0	0	1	0	0
		Total	8	11	25	46	0
	Oakview Nursing and Rehabilitation Center						
		CALLOWAY	4	2	3	4	0
		CRITTENDEN	1	0	0	0	0
		FULTON	0	1	2	0	0
		GRAVES	0	0	1	0	0
		MARSHALL	6	6	12	4	0
		MCCRACKEN	2	4	7	11	0
		Total	13	13	25	19	0
	Parkview Nursing and Rehabilitation Center (Paducah)						
		BALLARD	1	1	1	7	3
		CALLOWAY	0	0	2	0	0
		CARLISLE	0	0	1	1	0
		CRITTENDEN	1	0	0	1	0
		FULTON	0	0	0	1	0
		GRAVES	2	1	5	6	0
		HICKMAN	0	2	0	1	0
		IL	1	0	1	0	0
		LIVINGSTON	0	0	1	2	0
		LYON	0	2	2	0	0
		MARSHALL	4	1	7	3	0
		MCCRACKEN	8	22	48	69	0
		OHIO	0	1	0	0	0
		TRIGG	0	0	0	1	0
		Total	17	30	68	92	3
	River Haven Nursing and Rehab						
		MCCRACKEN	23	9	23	10	0
		Total	23	9	23	10	0
	Spring Creek Health Care						
		CALLOWAY	7	17	36	56	0

2018 ANNUAL KENTUCKY LONG TERM CARE UTILIZATION AND SERVICE REPORT

**Table 30 - Kentucky Long Term Care Facility Patient Origin for Ending Census
Facility ADD and Facility by Patient County of Residence**

ADD	Facility Name	Patient County	Under 65	65-74	75-84	Over 85	Unknown
		FULTON	1	0	0	0	0
		GRAVES	0	0	1	3	0
		HICKMAN	0	0	0	1	0
		MARSHALL	1	0	0	4	0
		MCCRACKEN	1	0	0	0	0
		TN	0	0	0	1	0
		Total	10	17	37	65	0
	Stonecreek Health and Rehab	MCCRACKEN	21	17	26	16	0
		Total	21	17	26	16	0
	Superior Care Home	BALLARD	3	4	2	0	0
		CRITTENDEN	0	1	1	1	0
		GRAVES	0	0	5	1	0
		IL	0	0	3	0	0
		LIVINGSTON	0	0	2	0	0
		LYON	0	0	3	2	0
		MARSHALL	0	5	9	0	0
		MCCRACKEN	7	21	13	6	0
		MO	0	0	3	0	0
		Total	10	31	41	10	0
		ADD:1 Total	165	219	384	455	51
ADD: 2 - Pennyrite	Bradford Heights Health & Rehab Center	CALDWELL	0	0	2	0	0
		CHRISTIAN	7	12	16	26	0
		Other	0	0	0	0	0
		TN	1	0	0	2	0
		TODD	0	0	0	1	0
		TRIGG	0	0	1	1	0
		Total	8	12	19	30	0
	Brighton Cornerstone Health Care	CHRISTIAN	0	1	2	0	0
		HOPKINS	7	10	17	8	0
		LYON	0	0	0	1	0
		MCLEAN	1	1	0	0	0
		MUHLENBERG	0	0	1	0	0

2018 ANNUAL KENTUCKY LONG TERM CARE UTILIZATION AND SERVICE REPORT

**Table 30 - Kentucky Long Term Care Facility Patient Origin for Ending Census
Facility ADD and Facility by Patient County of Residence**

ADD	Facility Name	Patient County	Under 65	65-74	75-84	Over 85	Unknown
		TN	0	0	0	1	0
		WEBSTER	0	1	0	0	0
		Total	8	13	20	10	0
	Christian Care Center of Kuttawa	CALDWELL	6	3	1	4	0
		CHRISTIAN	1	2	1	1	0
		CRITTENDEN	1	1	0	0	0
		GRAVES	0	1	0	0	0
		HICKMAN	1	0	0	0	0
		HOPKINS	0	0	1	0	0
		IN	0	0	0	2	0
		LIVINGSTON	0	1	0	0	0
		LYON	4	2	8	6	0
		MARSHALL	1	4	2	4	0
		TN	0	0	0	1	0
		TRIGG	2	0	0	1	0
		Total	16	14	13	19	0
	Christian Health Center, Hopkinsville	BOYLE	0	0	1	0	0
		CALDWELL	0	0	0	1	0
		CARLISLE	0	0	0	1	0
		CHRISTIAN	1	3	15	28	0
		DAVISS	0	0	0	1	0
		GARRARD	0	0	0	1	0
		HARDIN	1	0	0	0	0
		HARLAN	0	0	1	0	0
		HOPKINS	0	0	0	1	0
		IL	0	1	2	3	0
		JEFFERSON	0	0	1	0	0
		LOGAN	0	0	0	1	0
		MUHLENBERG	0	0	1	2	0
		NELSON	0	0	1	0	0
		Other	0	2	2	4	0
		PULASKI	0	0	1	0	0
		TN	0	1	0	7	0
		TODD	0	0	3	3	0
		TRIGG	0	1	4	11	0

2018 ANNUAL KENTUCKY LONG TERM CARE UTILIZATION AND SERVICE REPORT

**Table 30 - Kentucky Long Term Care Facility Patient Origin for Ending Census
Facility ADD and Facility by Patient County of Residence**

ADD	Facility Name	Patient County	Under 65	65-74	75-84	Over 85	Unknown
		WEBSTER	0	0	1	0	0
		Total	2	8	33	64	0
	Christian Heights Nursing and Rehabilitation Center	BOYD	1	0	0	0	0
		CALDWELL	0	1	0	0	0
		CHRISTIAN	12	6	12	2	0
		MONTGOMERY	0	1	0	0	0
		Other	1	0	1	0	0
		TODD	1	1	0	0	0
		Total	15	9	13	2	0
	Concordia Nusing and Rehabilitation-Maple	BARREN	0	0	1	0	0
		DAVISS	0	2	3	0	0
		HOPKINS	1	0	1	1	0
		JEFFERSON	0	1	0	0	0
		LOGAN	0	0	1	0	0
		MCLEAN	0	0	2	0	0
		MENIFEE	1	0	0	0	0
		MUHLENBERG	12	19	23	21	0
		OHIO	1	0	0	0	0
		TODD	0	1	1	0	0
		WARREN	0	0	1	0	0
		Total	15	23	33	22	0
	Covington Convalescent Center	CHRISTIAN	3	4	17	33	0
		IN	0	0	1	1	0
		Other	0	0	0	2	0
		TN	0	0	1	0	0
		TODD	0	0	2	0	0
		TRIGG	0	0	3	0	0
		Total	3	4	24	36	0
	Crittenden County Health and Rehabilitation Center	CALDWELL	1	0	2	1	0
		CRITTENDEN	7	11	18	12	0
		GRAVES	0	1	0	0	0
		HARDIN	0	1	1	0	0
		IN	0	1	0	1	0

2018 ANNUAL KENTUCKY LONG TERM CARE UTILIZATION AND SERVICE REPORT

**Table 30 - Kentucky Long Term Care Facility Patient Origin for Ending Census
Facility ADD and Facility by Patient County of Residence**

ADD	Facility Name	Patient County	Under 65	65-74	75-84	Over 85	Unknown
		LIVINGSTON	4	1	3	2	0
		LYON	0	0	0	1	0
		MCCRACKEN	2	0	0	0	0
		TN	0	0	1	0	0
		UNION	0	1	2	1	0
		WEBSTER	0	0	1	0	0
		Total	14	16	28	18	0
	Dawson Springs Health And Rehab Ctr	CALDWELL	2	2	0	1	0
		CALLOWAY	1	0	0	0	0
		CHRISTIAN	1	1	3	1	0
		DAVIESS	0	1	0	0	0
		FAYETTE	0	0	2	1	0
		GRAVES	0	0	1	0	0
		HENDERSON	0	1	0	0	0
		HOPKINS	3	7	6	5	0
		JEFFERSON	0	0	1	0	0
		MARSHALL	0	1	0	0	0
		MARTIN	0	0	1	0	0
		MCCRACKEN	0	0	0	2	0
		MCCREARY	0	1	0	0	0
		MCLEAN	1	1	1	0	0
		MUHLENBERG	0	0	1	0	0
		OHIO	0	0	0	1	0
		TODD	0	0	1	0	0
		TRIGG	0	1	1	1	0
		WARREN	1	1	0	0	0
		WEBSTER	0	1	0	0	0
		Total	9	18	18	12	0
	Diversicare of Greenville	CHRISTIAN	0	1	0	0	0
		HOPKINS	0	1	1	0	0
		LOGAN	1	0	1	0	0
		MCLEAN	0	0	1	0	0
		MUHLENBERG	1	10	20	23	0
		Total	2	12	23	23	0

2018 ANNUAL KENTUCKY LONG TERM CARE UTILIZATION AND SERVICE REPORT

**Table 30 - Kentucky Long Term Care Facility Patient Origin for Ending Census
Facility ADD and Facility by Patient County of Residence**

ADD	Facility Name	Patient County	Under 65	65-74	75-84	Over 85	Unknown
	Hearthstone Place	CHRISTIAN	0	0	1	1	0
		LOGAN	0	0	7	3	0
		MUHLENBERG	0	1	0	0	0
		TN	1	0	0	0	0
		TODD	10	4	11	12	0
		Total	11	5	19	16	0
	Hillside Center	CHRISTIAN	2	4	1	0	0
		HOPKINS	4	16	10	6	0
		IL	1	0	0	0	0
		MARSHALL	0	1	1	0	0
		MUHLENBERG	1	0	0	0	0
		WEBSTER	0	1	1	1	0
		Total	8	22	13	7	0
	Joseph Eddie Ballard Western Kentucky Veterans Ctr	BARREN	0	1	0	0	0
		BRECKINRIDGE	0	2	0	0	0
		BUTLER	0	0	0	1	0
		CALDWELL	0	0	0	0	0
		CALLOWAY	0	1	0	0	0
		CARROLL	0	0	0	1	0
		CHRISTIAN	0	0	1	3	0
		CRITTENDEN	1	1	0	0	0
		DAVISS	0	1	6	6	0
		GRAVES	0	1	0	0	0
		GRAYSON	0	0	0	0	0
		HANCOCK	0	0	0	1	0
		HARDIN	0	0	1	0	0
		HENDERSON	0	2	2	5	0
		HOPKINS	0	2	4	13	0
		IL	0	0	1	0	0
		LOGAN	0	1	0	1	0
		LYON	0	0	0	1	0
		MARSHALL	0	2	0	0	0
		MCCRACKEN	0	0	0	2	0
		MCLEAN	0	0	1	0	0

2018 ANNUAL KENTUCKY LONG TERM CARE UTILIZATION AND SERVICE REPORT

**Table 30 - Kentucky Long Term Care Facility Patient Origin for Ending Census
Facility ADD and Facility by Patient County of Residence**

ADD	Facility Name	Patient County	Under 65	65-74	75-84	Over 85	Unknown
		MERCER	1	0	0	0	0
		MUHLENBERG	0	1	3	4	0
		OHIO	0	0	0	1	0
		TODD	0	0	0	0	0
		TRIGG	0	0	0	1	0
		UNION	0	0	2	0	0
		WARREN	0	0	1	1	0
		WEBSTER	0	0	3	4	0
		Total	2	15	25	45	0
	Madisonville Health and Rehabilitation	CHRISTIAN	1	1	0	0	0
		CRITTENDEN	0	0	1	0	0
		HENDERSON	0	1	0	0	0
		HOPKINS	10	4	21	31	0
		MARSHALL	0	0	1	0	0
		MUHLENBERG	0	1	0	2	0
		WEBSTER	1	1	2	4	0
		Total	12	8	25	37	0
	Owensboro Health Muhlenberg Community Hospital Long	MCLEAN	0	1	0	0	0
		MUHLENBERG	1	5	18	17	0
		Total	1	6	18	17	0
	Princeton Health and Rehab Center	CALDWELL	4	13	12	14	0
		CHRISTIAN	1	0	0	0	0
		CRITTENDEN	2	0	0	0	0
		HOPKINS	1	1	1	2	0
		LYON	2	1	0	2	0
		MCCRACKEN	1	0	0	0	0
		TRIGG	2	4	2	1	0
		Total	13	19	15	19	0
	Ridgewood Terrace Nursing Home	CALDWELL	0	0	0	1	0
		CALLOWAY	0	0	0	1	0
		DAVISS	0	1	0	0	0
		HENDERSON	1	0	0	1	0
		HOPKINS	7	18	25	31	0

2018 ANNUAL KENTUCKY LONG TERM CARE UTILIZATION AND SERVICE REPORT

**Table 30 - Kentucky Long Term Care Facility Patient Origin for Ending Census
Facility ADD and Facility by Patient County of Residence**

ADD	Facility Name	Patient County	Under 65	65-74	75-84	Over 85	Unknown
		MUHLENBERG	0	0	2	0	0
		Other	0	1	1	1	0
		TODD	0	0	0	1	0
		TRIGG	1	0	0	0	0
		UNION	0	0	1	0	0
		WEBSTER	1	1	3	3	0
		Total	10	21	32	39	0
	River's Bend Retirement Community	CALDWELL	1	0	3	2	0
		CHRISTIAN	1	0	0	0	0
		CRITTENDEN	0	0	2	1	0
		HENDERSON	0	0	0	1	0
		HOPKINS	0	1	0	0	0
		LYON	1	3	5	10	0
		Other	0	0	2	1	0
		TRIGG	1	0	0	2	0
		Total	4	4	12	17	0
	Salem Springlake Health and Rehabilitation Center	CRITTENDEN	2	1	8	6	0
		GRAVES	1	0	1	1	0
		LIVINGSTON	1	6	17	8	0
		MCCRACKEN	0	1	0	2	0
		Total	4	8	26	17	0
	Shady Lawn Nursing and Rehabilitation Center	CHRISTIAN	5	3	0	1	0
		HICKMAN	0	2	1	0	0
		Other	1	1	0	2	0
		TRIGG	1	2	11	6	0
		Total	7	8	12	9	0
	Tradewater Pointe	BELL	1	0	0	0	0
		CALDWELL	2	1	2	1	0
		CHRISTIAN	2	1	2	0	0
		HOPKINS	2	6	9	13	0
		WEBSTER	2	1	2	0	0
		Total	9	9	15	14	0

2018 ANNUAL KENTUCKY LONG TERM CARE UTILIZATION AND SERVICE REPORT

**Table 30 - Kentucky Long Term Care Facility Patient Origin for Ending Census
Facility ADD and Facility by Patient County of Residence**

ADD	Facility Name	Patient County	Under 65	65-74	75-84	Over 85	Unknown
	Western State Nursing Facility	BARREN	1	0	0	0	0
		CHRISTIAN	15	19	22	15	0
		DAVISS	1	0	0	0	0
		FAYETTE	1	1	0	1	0
		GRAVES	0	1	0	0	0
		HART	0	0	0	1	0
		LOGAN	0	0	1	0	0
		MCCRACKEN	0	1	0	1	0
		NELSON	0	0	0	1	0
		Other	1	0	1	0	0
		PERRY	1	0	0	0	0
		PULASKI	0	1	0	0	0
		SCOTT	0	1	0	0	0
		SIMPSON	0	1	0	0	0
		TODD	0	1	0	1	0
		TRIGG	0	0	0	1	0
		UNION	1	0	0	0	0
		WARREN	1	1	0	2	0
		Total	22	27	24	23	0
		ADD:2 Total	195	281	460	496	0
ADD: 3 - Green River	Beaver Dam Nursing and Rehab Center	DAVISS	0	3	2	2	0
		MCLEAN	0	0	2	0	0
		MUHLENBERG	0	0	1	0	0
		OHIO	3	20	21	0	0
		Other	0	0	0	1	0
		TN	1	0	0	0	0
		Total	4	23	26	3	0
	Breckinridge Place	HENDERSON	0	2	0	0	0
		Other	0	0	1	0	0
		UNION	1	2	5	3	0
		WEBSTER	0	1	0	0	0
		Total	1	5	6	3	0

2018 ANNUAL KENTUCKY LONG TERM CARE UTILIZATION AND SERVICE REPORT

**Table 30 - Kentucky Long Term Care Facility Patient Origin for Ending Census
Facility ADD and Facility by Patient County of Residence**

ADD	Facility Name	Patient County	Under 65	65-74	75-84	Over 85	Unknown
	Carmel Home	DAVIESS	0	0	8	21	0
		FULTON	0	0	1	0	0
		HANCOCK	0	0	0	1	0
		IL	0	0	0	1	0
		KENTON	0	0	1	0	0
		Other	0	0	0	3	0
		Total	0	0	10	26	0
	Fordsville Nursing and Rehabilitation Center	BRECKINRIDGE	3	0	0	0	0
		BUTLER	0	0	2	0	0
		DAVIESS	3	4	5	1	0
		GRAYSON	0	3	0	0	0
		HANCOCK	0	3	2	0	0
		HARDIN	0	0	2	1	0
		JEFFERSON	0	2	0	0	0
		MCLEAN	2	0	0	0	0
		NELSON	0	1	0	0	0
		OHIO	5	5	5	7	0
		PULASKI	0	0	0	1	0
		Total	13	18	16	10	0
	Heartland Villa Care and Rehabilitation Center Com	BRECKINRIDGE	1	0	2	1	0
		DAVIESS	2	1	10	8	0
		GRAYSON	0	0	2	0	0
		HANCOCK	0	1	7	5	0
		IN	0	0	1	0	0
		OHIO	0	0	1	0	0
		Total	3	2	23	14	0
	Henderson Nursing and Rehabilitation Center	DAVIESS	0	1	1	0	0
		FLOYD	1	0	0	0	0
		HENDERSON	11	12	12	5	0
		HOPKINS	1	0	0	0	0
		IN	0	0	1	0	0
		MCLEAN	0	0	1	0	0
		UNION	2	0	0	1	0

2018 ANNUAL KENTUCKY LONG TERM CARE UTILIZATION AND SERVICE REPORT

**Table 30 - Kentucky Long Term Care Facility Patient Origin for Ending Census
Facility ADD and Facility by Patient County of Residence**

ADD	Facility Name	Patient County	Under 65	65-74	75-84	Over 85	Unknown
		WEBSTER	0	0	1	1	0
		Total	15	13	16	7	0
	Hermitage Care and Rehabilitation Center	DAVISS	3	10	42	9	0
		MADISON	0	0	0	1	0
		MCLEAN	0	0	0	1	0
		OHIO	0	0	1	1	0
		SPENCER	0	0	0	1	0
		Total	3	10	43	13	0
	Morganfield Nursing and Rehabilitation Center	CRITTENDEN	1	0	0	0	0
		DAVISS	0	0	1	0	0
		FLOYD	1	0	0	0	0
		HENDERSON	0	3	2	1	0
		MCCRACKEN	0	1	0	0	0
		UNION	6	6	11	10	0
		WEBSTER	0	1	0	0	0
		Total	8	11	14	11	0
	Owensboro Center	BRECKINRIDGE	3	0	0	1	0
		DAVISS	18	29	33	20	0
		HANCOCK	1	0	2	0	0
		HENDERSON	1	0	0	0	0
		HOPKINS	0	0	0	1	0
		JEFFERSON	1	1	0	0	0
		KNOX	1	0	0	0	0
		LINCOLN	0	0	1	0	0
		MADISON	1	0	0	0	0
		MCLEAN	2	1	0	1	0
		NELSON	2	0	0	0	0
		OHIO	0	0	1	2	0
		WARREN	1	0	0	0	0
		Total	31	31	37	25	0
	Redbanks	CALLOWAY	0	0	0	1	0
		DAVISS	0	2	5	4	0
		GRAVES	0	0	0	1	0

2018 ANNUAL KENTUCKY LONG TERM CARE UTILIZATION AND SERVICE REPORT

**Table 30 - Kentucky Long Term Care Facility Patient Origin for Ending Census
Facility ADD and Facility by Patient County of Residence**

ADD	Facility Name	Patient County	Under 65	65-74	75-84	Over 85	Unknown
		HENDERSON	11	22	37	66	0
		HOPKINS	0	0	1	1	0
		IN	1	0	1	3	0
		MUHLENBERG	0	0	1	0	0
		Other	0	1	0	1	0
		UNION	0	2	3	5	0
		WEBSTER	0	2	1	2	0
		Total	12	29	49	84	0
	Redbanks Colonial Terrace	DAVIESS	0	2	1	4	0
		HENDERSON	2	6	8	7	0
		HOPKINS	2	1	3	3	0
		UNION	2	0	3	2	0
		WEBSTER	3	3	9	9	0
		Total	9	12	24	25	0
	Riverside Care & Rehab Ctr	ADAIR	1	0	0	0	0
		DAVIESS	1	3	1	6	0
		HENDERSON	0	0	0	1	0
		HOPKINS	1	0	1	0	0
		MCLEAN	2	4	12	17	0
		MUHLENBERG	1	1	1	0	0
		OHIO	1	0	1	2	0
		UNION	0	0	2	0	0
		Total	7	8	18	26	0
	Shemwell Nursing Home	HENDERSON	0	0	0	1	0
		HOPKINS	1	0	0	7	0
		UNION	0	0	0	3	0
		WEBSTER	1	0	0	6	0
		Total	2	0	0	17	0
	Signature Healthcare at Hillcrest	DAVIESS	0	0	0	0	116
		Total	0	0	0	0	116
	Signature Healthcare of Hartford Rehab and Wellness	DAVIESS	4	2	2	2	0
		GRAYSON	0	0	0	1	0

2018 ANNUAL KENTUCKY LONG TERM CARE UTILIZATION AND SERVICE REPORT

**Table 30 - Kentucky Long Term Care Facility Patient Origin for Ending Census
Facility ADD and Facility by Patient County of Residence**

ADD	Facility Name	Patient County	Under 65	65-74	75-84	Over 85	Unknown
		HANCOCK	1	0	0	0	0
		JEFFERSON	0	0	1	0	0
		MCLEAN	0	0	3	1	0
		MUHLENBERG	1	0	1	0	0
		OHIO	8	8	27	25	0
		WARREN	0	0	0	1	0
		Total	14	10	34	30	0
	The Transitional Care Center of Owensboro						
		DAVISS	1	2	8	2	0
		GRAYSON	0	1	0	0	0
		HANCOCK	0	1	0	0	0
		MCLEAN	1	0	1	0	0
		MUHLENBERG	0	0	0	1	0
		Total	2	4	9	3	0
	Twin Rivers Nursing and Rehab Center						
		ALLEN	1	0	0	0	0
		DAVISS	16	29	23	14	0
		HANCOCK	1	4	0	0	0
		HENDERSON	3	0	0	1	0
		HOPKINS	2	1	0	0	0
		JEFFERSON	1	0	0	0	0
		JESSAMINE	1	0	0	0	0
		MADISON	1	0	0	0	0
		MUHLENBERG	1	1	1	0	0
		OHIO	1	2	0	0	0
		Other	0	0	0	1	0
		TODD	1	0	0	0	0
		WEBSTER	0	0	1	0	0
		Total	29	37	25	16	0
	Wellington Parc of Owensboro						
		ADAIR	0	0	1	0	0
		DAVISS	0	5	14	31	0
		HANCOCK	0	0	1	2	0
		HENDERSON	0	0	1	0	0
		HOPKINS	0	0	1	0	0
		IN	0	1	1	0	0
		MCCRACKEN	0	0	0	1	0

2018 ANNUAL KENTUCKY LONG TERM CARE UTILIZATION AND SERVICE REPORT

**Table 30 - Kentucky Long Term Care Facility Patient Origin for Ending Census
Facility ADD and Facility by Patient County of Residence**

ADD	Facility Name	Patient County	Under 65	65-74	75-84	Over 85	Unknown
		MCLEAN	0	0	0	2	0
		MUHLENBERG	0	0	1	0	0
		OHIO	0	0	0	2	0
		Other	0	0	0	1	0
		TN	0	1	0	0	0
		WARREN	0	1	0	0	0
		Total	0	8	20	39	0
		ADD:3 Total	153	221	370	352	116
ADD: 4 - Barren River							
	Auburn Health Care						
		ALLEN	1	0	0	0	0
		CALDWELL	0	1	0	0	0
		LOGAN	4	6	9	18	0
		WARREN	3	2	1	0	0
		Total	8	9	10	18	0
	Bowling Green Nursing and Rehabilitation						
		ALLEN	1	1	0	0	0
		FAYETTE	2	0	1	0	0
		GRAYSON	0	0	0	1	0
		HART	0	0	1	0	0
		HENRY	0	0	0	1	0
		KNOX	1	0	0	0	0
		LOGAN	1	0	0	1	0
		METCALFE	1	0	0	0	0
		TN	0	1	0	0	0
		WARREN	17	8	14	7	0
		Total	23	10	16	10	0
	Cal Turner Rehab and Specialty Care						
		ALLEN	11	17	24	16	0
		BARREN	3	1	0	2	0
		CLINTON	0	0	1	0	0
		EDMONSON	0	0	1	0	0
		LOGAN	0	0	1	0	0
		MONROE	1	0	0	0	0
		SIMPSON	2	1	1	4	0

2018 ANNUAL KENTUCKY LONG TERM CARE UTILIZATION AND SERVICE REPORT

**Table 30 - Kentucky Long Term Care Facility Patient Origin for Ending Census
Facility ADD and Facility by Patient County of Residence**

ADD	Facility Name	Patient County	Under 65	65-74	75-84	Over 85	Unknown
		TN	0	0	1	1	0
		WARREN	4	2	5	5	0
		Total	21	21	34	28	0
	Christian Health Center, Bowling Green	BARREN	0	0	0	1	0
		SIMPSON	0	0	1	1	0
		WARREN	0	1	4	11	0
		Total	0	1	5	13	0
	Colonial Center	BARREN	0	0	1	0	0
		CLINTON	0	0	1	0	0
		EDMONSON	0	0	0	2	0
		LOGAN	0	0	0	1	0
		WARREN	2	0	3	33	0
		Total	2	0	5	36	0
	Creekwood Place Nursing and Rehab Center	LOGAN	9	14	29	35	0
		SIMPSON	0	0	1	0	0
		TODD	0	0	1	0	0
		WARREN	1	2	1	0	0
		Total	10	16	32	35	0
	Diversicare of Glasgow	ADAIR	0	1	0	2	0
		ALLEN	0	1	0	0	0
		BARREN	1	5	21	39	0
		CUMBERLAND	0	0	1	0	0
		METCALFE	1	0	0	1	0
		MONROE	0	0	1	0	0
		TN	0	1	0	0	0
		WARREN	0	1	2	0	0
		Total	2	9	25	42	0
	Edmonson Center	BARREN	0	0	1	0	0
		EDMONSON	5	11	11	30	0
		GRAYSON	0	2	2	2	0
		WARREN	0	0	2	3	0
		Total	5	13	16	35	0

2018 ANNUAL KENTUCKY LONG TERM CARE UTILIZATION AND SERVICE REPORT

**Table 30 - Kentucky Long Term Care Facility Patient Origin for Ending Census
Facility ADD and Facility by Patient County of Residence**

ADD	Facility Name	Patient County	Under 65	65-74	75-84	Over 85	Unknown
	Franklin-Simpson Nursing and Rehabilitation	ALLEN	5	0	0	1	0
		EDMONSON	0	1	1	0	0
		HART	0	1	0	0	0
		LOGAN	1	0	3	2	0
		SIMPSON	5	7	14	14	0
		TN	0	0	1	0	0
		TODD	1	1	0	0	0
		TRIGG	0	0	1	0	0
		WARREN	10	5	7	2	0
		Total	22	15	27	19	0
	Glasgow State Nursing Facility	ADAIR	0	0	2	1	0
		ALLEN	0	2	0	0	0
		BARREN	0	0	4	0	0
		BOYD	0	0	1	0	0
		BOYLE	0	0	1	0	0
		CAMPBELL	0	0	2	0	0
		CARROLL	0	0	0	1	0
		CHRISTIAN	1	0	1	0	0
		CLARK	0	1	0	0	0
		DAVISS	0	0	1	0	0
		EDMONSON	0	0	1	0	0
		FAYETTE	1	3	2	0	0
		FLOYD	0	1	0	0	0
		FRANKLIN	0	1	0	0	0
		GREEN	0	1	0	0	0
		HARDIN	1	0	1	0	0
		HARRISON	1	1	0	0	0
		HART	0	1	0	0	0
		HICKMAN	0	1	0	0	0
		JEFFERSON	3	0	0	1	0
		JESSAMINE	0	1	0	0	0
		KENTON	2	2	0	0	0
		KNOX	0	1	0	0	0
		LAUREL	0	0	0	1	0
		LEE	0	1	0	0	0

2018 ANNUAL KENTUCKY LONG TERM CARE UTILIZATION AND SERVICE REPORT

**Table 30 - Kentucky Long Term Care Facility Patient Origin for Ending Census
Facility ADD and Facility by Patient County of Residence**

ADD	Facility Name	Patient County	Under 65	65-74	75-84	Over 85	Unknown
		LINCOLN	0	1	0	0	0
		MADISON	1	0	0	0	0
		MCCRACKEN	1	0	0	0	0
		METCALFE	0	0	0	2	0
		OHIO	0	1	0	0	0
		OLDHAM	1	0	0	0	0
		PULASKI	0	1	0	0	0
		RUSSELL	0	0	1	0	0
		TAYLOR	0	0	1	0	0
		WARREN	1	5	4	0	0
		WHITLEY	0	0	1	0	0
		Total	13	25	23	6	0
	Glenview Health Care Facility	ALLEN	1	1	1	1	0
		BARREN	6	7	12	17	0
		HART	0	0	3	2	0
		MERCER	0	0	0	1	0
		Other	0	0	0	0	0
		PULASKI	1	0	0	0	0
		TAYLOR	0	0	1	0	0
		WARREN	2	1	1	0	0
		Total	10	9	18	21	0
	Greenwood Nursing and Rehabilitation	ALLEN	0	0	1	0	0
		WARREN	17	24	35	50	0
		Total	17	24	36	50	0
	Hopkins Center	ALLEN	0	1	0	1	0
		BUTLER	0	0	1	0	0
		LOGAN	0	0	3	1	0
		MONROE	0	0	1	0	0
		MUHLENBERG	0	0	0	1	0
		Other	0	1	0	0	0
		SIMPSON	3	3	1	9	0
		WARREN	1	4	7	11	0
		Total	4	9	13	23	0

2018 ANNUAL KENTUCKY LONG TERM CARE UTILIZATION AND SERVICE REPORT

**Table 30 - Kentucky Long Term Care Facility Patient Origin for Ending Census
Facility ADD and Facility by Patient County of Residence**

ADD	Facility Name	Patient County	Under 65	65-74	75-84	Over 85	Unknown
	Magnolia Village Care	ADAIR	0	0	0	1	0
		ALLEN	0	0	2	2	0
		BARREN	0	1	0	0	0
		BUTLER	0	0	0	1	0
		DAVISS	0	0	1	0	0
		EDMONSON	1	0	1	0	0
		HARDIN	0	1	0	0	0
		HOPKINS	0	0	0	1	0
		JEFFERSON	0	0	1	0	0
		LOGAN	0	0	2	1	0
		MADISON	0	0	1	0	0
		OHIO	0	1	0	0	0
		RUSSELL	0	0	0	1	0
		SIMPSON	0	0	0	1	0
		WARREN	2	3	13	17	0
		Total	3	6	21	25	0
	Metcalfe Health Care Center	ADAIR	4	0	2	3	0
		BARREN	1	0	3	0	0
		CLINTON	0	1	0	0	0
		CUMBERLAND	0	0	2	0	0
		GREEN	0	0	0	1	0
		IN	0	0	2	0	0
		MCCREARY	0	0	1	0	0
		METCALFE	2	4	15	11	0
		MO	0	0	0	1	0
		MONROE	0	0	1	3	0
		OH	0	0	1	0	0
		Other	2	1	1	2	0
		WAYNE	0	1	0	0	0
		Total	9	7	28	21	0
	Morgantown Care and Rehabilitation Center	ALLEN	1	1	0	0	0
		BUTLER	9	18	26	33	0
		DAVISS	0	0	1	1	0
		EDMONSON	0	0	1	0	0

2018 ANNUAL KENTUCKY LONG TERM CARE UTILIZATION AND SERVICE REPORT

**Table 30 - Kentucky Long Term Care Facility Patient Origin for Ending Census
Facility ADD and Facility by Patient County of Residence**

ADD	Facility Name	Patient County	Under 65	65-74	75-84	Over 85	Unknown
		GRAYSON	1	0	0	0	0
		HARDIN	0	1	0	0	0
		JEFFERSON	1	0	0	0	0
		LIVINGSTON	0	0	0	1	0
		LOGAN	0	2	2	0	0
		MUHLENBERG	0	0	0	1	0
		OHIO	0	1	1	1	0
		PULASKI	0	1	0	0	0
		WARREN	2	4	3	2	0
		Total	14	28	34	39	0
	NHC HealthCare, Glasgow	BARREN	9	29	32	54	0
		FAYETTE	0	0	1	0	0
		HART	1	1	3	6	0
		METCALFE	1	2	4	8	0
		MONROE	1	2	3	1	0
		WARREN	0	1	0	4	0
		Total	12	35	43	73	0
	Signature Healthcare Bowling Green	ALLEN	1	2	2	3	0
		BARREN	0	1	2	1	0
		BUTLER	0	2	0	1	0
		CHRISTIAN	0	1	1	0	0
		DAVISS	0	1	0	1	0
		GRAYSON	0	0	0	1	0
		LOGAN	0	1	0	0	0
		SIMPSON	0	2	1	2	0
		TN	0	0	1	0	0
		WARREN	20	22	40	21	0
		Total	21	32	47	30	0
	Signature Healthcare of Glasgow	ALLEN	0	0	2	0	0
		BALLARD	8	7	9	15	0
		DAVISS	0	2	0	0	0
		HART	2	0	0	2	0
		METCALFE	2	2	3	0	0
		MONROE	0	0	0	2	0

2018 ANNUAL KENTUCKY LONG TERM CARE UTILIZATION AND SERVICE REPORT

**Table 30 - Kentucky Long Term Care Facility Patient Origin for Ending Census
Facility ADD and Facility by Patient County of Residence**

ADD	Facility Name	Patient County	Under 65	65-74	75-84	Over 85	Unknown
		WARREN	0	2	2	1	0
		Total	12	13	16	20	0
	Signature Healthcare of Hart County	ALLEN	1	0	0	0	0
		BARREN	2	3	9	10	0
		EDMONSON	0	0	1	1	0
		GRAYSON	0	0	1	0	0
		GREEN	1	0	0	0	0
		HARDIN	0	1	0	1	0
		HART	5	5	14	25	0
		LARUE	0	0	1	0	0
		LIVINGSTON	0	1	0	0	0
		METCALFE	1	0	0	0	0
		SCOTT	0	1	0	0	0
		WARREN	2	1	1	2	0
		Total	12	12	27	39	0
	Signature HealthCare of Monroe County Rehab	BARREN	0	0	1	0	0
		JEFFERSON	0	0	0	1	0
		METCALFE	2	0	0	2	0
		MONROE	10	22	30	28	0
		PIKE	0	0	1	0	0
		TN	0	0	0	5	0
		Total	12	22	32	36	0
	T J Samson Community Hospital Skilled Nursing Unit	BARREN	0	3	2	2	0
		HART	0	0	0	1	0
		METCALFE	0	0	0	1	0
		Total	0	3	2	4	0
		ADD:4 Total	232	319	510	623	0
ADD: 5 - Lincoln Trail	Brandenburg Nursing and Rehabilitation	BRECKINRIDGE	2	2	5	2	0
		GRAYSON	1	0	1	0	0
		HARDIN	0	1	1	1	0
		HENDERSON	0	0	1	0	0
		IN	1	0	0	1	0

2018 ANNUAL KENTUCKY LONG TERM CARE UTILIZATION AND SERVICE REPORT

**Table 30 - Kentucky Long Term Care Facility Patient Origin for Ending Census
Facility ADD and Facility by Patient County of Residence**

ADD	Facility Name	Patient County	Under 65	65-74	75-84	Over 85	Unknown
		MEADE	5	3	12	13	0
		OHIO	0	1	0	0	0
		WARREN	0	0	0	1	0
		Total	9	7	20	18	0
	Breckinridge Memorial Nursing Facility	BRECKINRIDGE	0	1	7	10	0
		Total	0	1	7	10	0
	Cedars Of Lebanon Nursing Center	BOYLE	0	0	1	0	0
		BULLITT	0	1	0	0	0
		HARRISON	0	0	0	1	0
		JEFFERSON	0	0	0	1	0
		LARUE	0	0	1	0	0
		MADISON	1	0	0	0	0
		MARION	9	8	9	14	0
		METCALFE	0	1	0	0	0
		NELSON	0	0	0	1	0
		TAYLOR	2	0	0	1	0
		WASHINGTON	2	1	1	0	0
		Total	14	11	12	18	0
	Elizabethtown Nursing and Rehab	BRECKINRIDGE	0	1	1	1	0
		BULLITT	0	1	0	0	0
		GRAYSON	0	1	0	0	0
		HARDIN	6	11	11	12	0
		LARUE	0	0	2	0	0
		MEADE	1	1	3	2	0
		Other	0	0	1	0	0
		Total	7	15	18	15	0
	Flaget Memorial Hospital NF	NELSON	0	0	3	1	0
		WAYNE	0	0	1	0	0
		Total	0	0	4	1	0
	Grayson Manor	BRECKINRIDGE	1	1	2	3	0
		EDMONSON	0	3	0	0	0
		GRAYSON	3	7	20	20	0

2018 ANNUAL KENTUCKY LONG TERM CARE UTILIZATION AND SERVICE REPORT

**Table 30 - Kentucky Long Term Care Facility Patient Origin for Ending Census
Facility ADD and Facility by Patient County of Residence**

ADD	Facility Name	Patient County	Under 65	65-74	75-84	Over 85	Unknown
		HARDIN	0	0	1	1	0
		HART	0	0	1	0	0
		OHIO	0	1	0	0	0
		Total	4	12	24	24	0
	Hardinsburg Nursing and Rehabilitation						
		BRECKINRIDGE	7	9	18	15	0
		DAVIESS	1	0	1	0	0
		GRAYSON	0	2	1	0	0
		HANCOCK	0	0	2	0	0
		HARDIN	1	1	1	0	0
		MADE	1	0	0	0	0
		OHIO	0	0	1	0	0
		Total	10	12	24	15	0
	Helmwood Healthcare Center						
		BRECKINRIDGE	0	0	0	1	0
		GRAYSON	0	0	1	0	0
		HARDIN	2	1	8	35	0
		HART	0	0	0	1	0
		LARUE	0	0	2	1	0
		NELSON	0	0	1	0	0
		PERRY	0	0	0	1	0
		Total	2	1	12	39	0
	Kensington Center						
		FAYETTE	0	1	0	0	0
		GRAYSON	0	0	3	2	0
		HARDIN	13	10	14	19	0
		JEFFERSON	2	0	3	0	0
		MADE	0	0	0	2	0
		NELSON	0	1	2	0	0
		TAYLOR	0	1	3	0	0
		Total	15	13	25	23	0
	Landmark of Bardstown Rehab and Nursing						
		BULLITT	2	0	1	0	0
		CASEY	0	1	0	0	0
		HARDIN	0	1	1	0	0
		LARUE	0	0	1	0	0
		MARION	0	0	5	0	0

2018 ANNUAL KENTUCKY LONG TERM CARE UTILIZATION AND SERVICE REPORT

**Table 30 - Kentucky Long Term Care Facility Patient Origin for Ending Census
Facility ADD and Facility by Patient County of Residence**

ADD	Facility Name	Patient County	Under 65	65-74	75-84	Over 85	Unknown
		NELSON	9	14	11	20	0
		WASHINGTON	0	1	3	0	0
		Total	11	17	22	20	0
	Loretto Motherhouse Infirmary	JEFFERSON	0	0	1	0	0
		MARION	0	3	8	15	0
		MO	0	0	0	10	0
		NELSON	0	1	1	4	0
		Other	0	0	1	3	0
		WASHINGTON	0	0	1	1	0
		Total	0	4	12	33	0
	Nursing Facility of Hardin Memorial Hospital	HARDIN	0	2	5	0	0
		HART	0	0	0	1	0
		LARUE	0	1	0	0	0
		NELSON	0	0	1	0	0
		Total	0	3	6	1	0
	Radcliff Veterans Center	BARREN	0	0	0	1	0
		BULLITT	0	1	0	0	0
		HARDIN	2	3	6	14	0
		HENRY	0	0	1	0	0
		HOPKINS	0	0	0	1	0
		JEFFERSON	2	4	2	6	0
		JESSAMINE	0	0	1	1	0
		LARUE	0	0	0	1	0
		MEADE	0	0	0	1	0
		NELSON	0	0	0	1	0
		PERRY	0	0	1	0	0
		Total	4	8	11	26	0
	Sansbury Care Center	ANDERSON	0	0	0	1	0
		JEFFERSON	0	0	1	3	0
		MARION	0	0	0	2	0
		NELSON	0	0	4	2	0

2018 ANNUAL KENTUCKY LONG TERM CARE UTILIZATION AND SERVICE REPORT

**Table 30 - Kentucky Long Term Care Facility Patient Origin for Ending Census
Facility ADD and Facility by Patient County of Residence**

ADD	Facility Name	Patient County	Under 65	65-74	75-84	Over 85	Unknown
		Other	0	0	2	1	0
		WASHINGTON	0	1	8	22	0
		Total	0	1	15	31	0
	Signature Healthcare At Colonial Rehab						
		BULLITT	6	3	1	0	0
		JEFFERSON	4	2	2	1	0
		MARION	0	1	0	0	0
		NELSON	7	4	11	8	0
		TAYLOR	1	0	0	0	0
		WASHINGTON	2	2	0	1	0
		Total	20	12	14	10	0
	Signature Healthcare at North Hardin Rehab						
		BRECKINRIDGE	0	0	1	0	0
		BULLITT	1	0	0	2	0
		GRAYSON	1	0	0	0	0
		HARDIN	13	13	31	32	0
		HART	0	0	1	1	0
		JEFFERSON	1	0	0	1	0
		LARUE	1	0	0	1	0
		MARSHALL	0	0	0	1	0
		MEADE	0	2	4	2	0
		NELSON	0	1	0	0	0
		OLDHAM	0	0	1	0	0
		SPENCER	0	0	1	0	0
		Total	17	16	39	40	0
	Signature Healthcare of Elizabethtown						
		ADAIR	0	1	0	1	0
		BRECKINRIDGE	0	0	1	0	0
		BULLITT	0	0	2	0	0
		EDMONSON	1	0	0	0	0
		GRAYSON	2	0	0	2	0
		HARDIN	11	6	22	17	0
		HART	1	0	0	0	0
		JEFFERSON	0	0	0	1	0
		LARUE	0	2	4	2	0
		MARION	2	0	0	0	0
		MEADE	1	1	0	1	0

2018 ANNUAL KENTUCKY LONG TERM CARE UTILIZATION AND SERVICE REPORT

**Table 30 - Kentucky Long Term Care Facility Patient Origin for Ending Census
Facility ADD and Facility by Patient County of Residence**

ADD	Facility Name	Patient County	Under 65	65-74	75-84	Over 85	Unknown
		NELSON	1	0	0	2	0
		SPENCER	1	0	0	0	0
		TAYLOR	0	2	1	2	0
		Total	20	12	30	28	0
	Spring View Health and Rehab Center	BRECKINRIDGE	0	2	0	0	0
		EDMONSON	1	0	0	1	0
		GRAYSON	6	10	15	17	0
		HARDIN	0	1	0	0	0
		MEADE	0	0	0	1	0
		Other	1	3	3	2	0
		Total	8	16	18	21	0
	Springfield Nursing and Rehabilitation Center	ADAIR	0	0	0	1	0
		BOYLE	0	1	0	1	0
		CALDWELL	0	1	0	0	0
		CLARK	1	0	1	0	0
		ESTILL	0	0	1	0	0
		FAYETTE	0	2	0	0	0
		FLOYD	1	0	0	0	0
		GARRARD	0	0	1	0	0
		GRAYSON	0	0	0	1	0
		HARDIN	1	0	2	0	0
		LAUREL	0	1	0	0	0
		LINCOLN	0	0	1	0	0
		MARION	1	4	3	3	0
		MERCER	0	1	0	0	0
		NELSON	1	2	2	2	0
		Other	0	0	0	1	0
		PIKE	0	1	0	0	0
		PULASKI	1	0	0	0	0
		SHELBY	1	1	0	0	0
		TAYLOR	0	0	0	1	0
		WASHINGTON	3	6	8	2	0
		Total	10	20	19	12	0
	Sunrise Manor Nursing Home	ADAIR	0	0	0	2	0

2018 ANNUAL KENTUCKY LONG TERM CARE UTILIZATION AND SERVICE REPORT

**Table 30 - Kentucky Long Term Care Facility Patient Origin for Ending Census
Facility ADD and Facility by Patient County of Residence**

ADD	Facility Name	Patient County	Under 65	65-74	75-84	Over 85	Unknown
		BULLITT	0	0	0	1	0
		FAYETTE	0	1	0	0	0
		GRAYSON	1	0	0	0	0
		GREEN	1	0	1	0	0
		HARDIN	3	8	8	10	0
		HART	1	0	3	1	0
		JEFFERSON	1	0	1	0	0
		LARUE	9	6	18	22	0
		NELSON	1	0	1	1	0
		Other	0	0	1	1	0
		PULASKI	0	2	0	0	0
		SCOTT	1	0	0	0	0
		TAYLOR	1	0	3	5	0
		Total	19	17	36	43	0
	The Village of Lebanon II						
		MADISON	0	0	0	1	0
		MARION	0	0	9	5	0
		TAYLOR	0	0	1	0	0
		WASHINGTON	0	0	2	2	0
		Total	0	0	12	8	0
	Village of Lebanon II						
		MARION	0	1	3	8	0
		TAYLOR	0	0	1	1	0
		WASHINGTON	0	0	0	1	0
		Total	0	1	4	10	0
		ADD:5 Total	170	199	384	446	0
ADD: 6 - KIPDA							
	Baptist Health La Grange						
		CARROLL	0	1	0	0	0
		HENRY	0	0	1	1	0
		OLDHAM	0	1	3	2	0
		TRIMBLE	2	0	0	0	0
		Total	2	2	4	3	0
	Cherokee Park Rehabilitation						
		HARDIN	0	0	1	0	0
		IN	0	0	0	1	0
		JEFFERSON	11	21	14	22	0

2018 ANNUAL KENTUCKY LONG TERM CARE UTILIZATION AND SERVICE REPORT

**Table 30 - Kentucky Long Term Care Facility Patient Origin for Ending Census
Facility ADD and Facility by Patient County of Residence**

ADD	Facility Name	Patient County	Under 65	65-74	75-84	Over 85	Unknown
		OLDHAM	0	1	1	0	0
		Total	11	22	16	23	0
	Christian Health Center of Louisville	JEFFERSON	28	50	0	0	0
		Other	0	0	0	0	21
		Total	28	50	0	0	21
	Clifton Oaks Care Center	BULLITT	0	1	0	0	0
		DAVIESS	1	0	0	0	0
		GRAVES	1	0	0	0	0
		JEFFERSON	29	16	15	7	0
		MEADE	1	0	0	0	0
		OLDHAM	0	0	1	0	0
		Total	32	17	16	7	0
	Crestview Center	FAYETTE	0	0	1	0	0
		FRANKLIN	0	1	2	0	0
		HENRY	1	1	0	4	0
		OH	0	0	0	1	0
		OHIO	0	0	0	1	0
		OLDHAM	0	0	2	1	0
		SHELBY	2	7	12	17	0
		SPENCER	0	0	4	0	0
		Total	3	9	21	24	0
	Diversicare of Seneca Place	BARREN	0	0	1	0	0
		BULLITT	0	0	1	1	0
		FAYETTE	1	0	0	0	0
		HARDIN	0	1	0	0	0
		IN	1	0	0	0	0
		JEFFERSON	12	14	12	34	0
		SHELBY	0	1	0	0	0
		TAYLOR	0	0	0	1	0
		Total	14	16	14	36	0
	Eastern Star Home in KY	BULLITT	0	0	0	1	0
		HENRY	0	0	0	1	0

2018 ANNUAL KENTUCKY LONG TERM CARE UTILIZATION AND SERVICE REPORT

**Table 30 - Kentucky Long Term Care Facility Patient Origin for Ending Census
Facility ADD and Facility by Patient County of Residence**

ADD	Facility Name	Patient County	Under 65	65-74	75-84	Over 85	Unknown
		JEFFERSON	0	0	2	8	0
		MADISON	0	0	1	0	0
		Total	0	0	3	10	0
	Episcopal Church Home						
		BULLITT	0	0	2	1	0
		FAYETTE	0	0	0	1	0
		HENRY	0	0	0	1	0
		JEFFERSON	4	4	16	40	0
		NELSON	0	0	0	1	0
		OLDHAM	0	1	1	2	0
		Total	4	5	19	46	0
	Essex Nursing and Rehabilitation Center						
		ALLEN	0	0	0	1	0
		ELLIOTT	0	0	1	0	0
		FULTON	0	0	0	1	0
		JEFFERSON	7	19	31	38	0
		MCCRACKEN	1	0	0	0	0
		OHIO	0	0	1	0	0
		Total	8	19	33	40	0
	Forest Springs Health Campus						
		BULLITT	0	2	1	0	0
		JEFFERSON	1	6	7	17	0
		MADE	0	0	1	0	0
		OH	0	0	0	1	0
		OLDHAM	1	2	4	4	0
		Other	0	0	0	1	0
		SHELBY	0	1	0	0	0
		Total	2	11	13	23	0
	Franciscan Health Care Center						
		BOYLE	0	0	0	1	0
		BRECKINRIDGE	0	0	1	0	0
		BULLITT	1	1	1	2	0
		JEFFERSON	3	6	18	43	0
		NELSON	0	0	1	1	0
		Total	4	7	21	47	0
	Friendship Manor Nursing Home						
		BULLITT	0	0	0	2	0

2018 ANNUAL KENTUCKY LONG TERM CARE UTILIZATION AND SERVICE REPORT

**Table 30 - Kentucky Long Term Care Facility Patient Origin for Ending Census
Facility ADD and Facility by Patient County of Residence**

ADD	Facility Name	Patient County	Under 65	65-74	75-84	Over 85	Unknown
		FAYETTE	0	0	0	1	0
		HENRY	0	0	5	0	0
		IN	0	0	0	1	0
		JEFFERSON	1	5	16	34	0
		OH	0	0	1	0	0
		OLDHAM	4	7	9	28	0
		Other	0	0	1	1	0
		SHELBY	0	0	0	1	0
		TRIMBLE	1	0	0	0	0
		Total	6	12	32	68	0
	Glen Ridge Health Campus	BULLITT	1	2	2	2	0
		GRAYSON	0	1	0	0	0
		JEFFERSON	0	15	7	21	0
		Other	0	0	7	4	0
		SPENCER	0	0	1	0	0
		Total	1	18	17	27	0
	Green Meadows Healthcare Center 1	ANDERSON	0	1	0	0	0
		BULLITT	3	8	23	18	0
		HENDERSON	0	0	0	1	0
		IN	0	1	0	0	0
		JEFFERSON	1	4	6	11	0
		MARION	0	0	1	0	0
		MO	0	1	0	0	0
		NELSON	1	0	1	1	0
		Other	0	1	0	0	0
		SPENCER	0	0	0	1	0
		TAYLOR	1	0	0	0	0
		WASHINGTON	0	0	1	0	0
		Total	6	16	32	32	0
	Highlands Nursing and Rehabilitation Center (Louis	GARRARD	1	0	0	0	0
		GREENUP	0	1	0	0	0
		HART	0	1	0	0	0
		HENRY	0	0	1	0	0
		JEFFERSON	32	30	29	11	0

2018 ANNUAL KENTUCKY LONG TERM CARE UTILIZATION AND SERVICE REPORT

**Table 30 - Kentucky Long Term Care Facility Patient Origin for Ending Census
Facility ADD and Facility by Patient County of Residence**

ADD	Facility Name	Patient County	Under 65	65-74	75-84	Over 85	Unknown
		JESSAMINE	0	2	0	0	0
		SHELBY	1	0	1	0	0
		TAYLOR	0	0	1	0	0
		Total	34	34	32	11	0
	Hillcreek Rehabilitation and Care	JEFFERSON	61	34	33	20	0
		Total	61	34	33	20	0
	Home of the Innocents	BOONE	1	0	0	0	0
		BRECKINRIDGE	1	0	0	0	0
		BULLITT	2	0	0	0	0
		CAMPBELL	2	0	0	0	0
		CARTER	1	0	0	0	0
		CHRISTIAN	1	0	0	0	0
		FAYETTE	1	0	0	0	0
		GRAYSON	1	0	0	0	0
		HARDIN	2	0	0	0	0
		HARLAN	1	0	0	0	0
		IL	2	0	0	0	0
		IN	1	0	0	0	0
		JEFFERSON	38	0	0	0	0
		KENTON	1	0	0	0	0
		LAUREL	2	0	0	0	0
		LEE	1	0	0	0	0
		LETCHER	1	0	0	0	0
		MADISON	1	0	0	0	0
		MARION	1	0	0	0	0
		MARSHALL	1	0	0	0	0
		MONTGOMERY	2	0	0	0	0
		OLDHAM	2	0	0	0	0
		PERRY	1	0	0	0	0
		PIKE	1	0	0	0	0
		PULASKI	2	0	0	0	0
		SCOTT	1	0	0	0	0
		SHELBY	1	0	0	0	0
		WARREN	1	0	0	0	0
		WEBSTER	2	0	0	0	0

2018 ANNUAL KENTUCKY LONG TERM CARE UTILIZATION AND SERVICE REPORT

**Table 30 - Kentucky Long Term Care Facility Patient Origin for Ending Census
Facility ADD and Facility by Patient County of Residence**

ADD	Facility Name	Patient County	Under 65	65-74	75-84	Over 85	Unknown
		WHITLEY	1	0	0	0	0
		Total	76	0	0	0	0
	Jeffersontown Rehabilitation	BRECKINRIDGE	0	0	0	1	0
		BULLITT	0	1	3	1	0
		HARDIN	0	1	0	0	0
		IL	0	0	0	1	0
		JEFFERSON	5	13	22	27	0
		OLDHAM	0	0	1	0	0
		WV	0	0	0	1	0
		Total	5	15	26	31	0
	Kindred Hospital - Louisville	BULLITT	0	0	1	0	0
		CARROLL	0	1	0	0	0
		CLARK	0	1	0	0	0
		DAVIESS	1	0	0	0	0
		FAYETTE	1	0	0	0	0
		HARDIN	1	0	0	0	0
		HENRY	0	1	0	0	0
		HOPKINS	0	0	1	0	0
		JEFFERSON	17	8	3	0	0
		LETCHER	1	0	1	0	0
		MARION	1	0	0	0	0
		MCCRACKEN	1	0	0	0	0
		MONROE	1	0	0	0	0
		TRIGG	0	1	0	0	0
		WARREN	0	0	0	1	0
		Total	24	12	6	1	0
	Klondike Center	FAYETTE	0	0	1	0	0
		JEFFERSON	22	17	11	4	0
		Total	22	17	12	4	0
	Landmark of Iroquois Park and Nursing Center	JEFFERSON	0	0	0	0	96
		Total	0	0	0	0	96
	Landmark of Louisville Rehab and Nursing	BULLITT	1	0	0	0	0

2018 ANNUAL KENTUCKY LONG TERM CARE UTILIZATION AND SERVICE REPORT

**Table 30 - Kentucky Long Term Care Facility Patient Origin for Ending Census
Facility ADD and Facility by Patient County of Residence**

ADD	Facility Name	Patient County	Under 65	65-74	75-84	Over 85	Unknown
		FRANKLIN	1	0	0	0	0
		IN	2	0	0	0	0
		JEFFERSON	63	49	38	52	0
		NELSON	0	1	0	0	0
		OLDHAM	1	0	0	0	0
		Other	0	0	0	1	0
		Total	68	50	38	53	0
	Landmark of River City Rehabilitation and Nursing						
		JEFFERSON	19	15	21	20	9
		Total	19	15	21	20	9
	Little Sisters of the Poor - St. Joseph's Home						
		FAYETTE	0	0	1	0	0
		HARDIN	0	0	0	1	0
		IN	0	0	0	4	0
		JEFFERSON	0	1	4	10	0
		MARION	0	0	0	1	0
		NELSON	0	0	2	1	0
		Other	0	0	0	6	0
		PULASKI	0	0	0	1	0
		Total	0	1	7	24	0
	Louisville Protestant Altenheim						
		JEFFERSON	1	0	4	8	0
		Other	0	1	0	0	0
		Total	1	1	4	8	0
	Masonic Home of Louisville						
		BOYLE	0	0	0	1	0
		BRECKINRIDGE	0	0	0	1	0
		BULLITT	1	0	1	2	0
		HARDIN	0	0	0	1	0
		HENRY	1	0	0	0	0
		IN	0	0	1	3	0
		JEFFERSON	7	13	31	56	0
		MEADE	0	0	0	1	0
		NELSON	0	0	0	1	0
		OH	0	0	0	1	0
		OLDHAM	0	0	3	1	0
		Other	0	0	0	1	0

2018 ANNUAL KENTUCKY LONG TERM CARE UTILIZATION AND SERVICE REPORT

**Table 30 - Kentucky Long Term Care Facility Patient Origin for Ending Census
Facility ADD and Facility by Patient County of Residence**

ADD	Facility Name	Patient County	Under 65	65-74	75-84	Over 85	Unknown
		SHELBY	1	1	0	0	0
		SPENCER	0	0	1	0	0
		VA	0	0	1	0	0
		Total	10	14	38	69	0
	Masonic Home of Shelbyville	ANDERSON	0	1	1	1	0
		BULLITT	1	0	1	0	0
		CALDWELL	0	1	0	0	0
		CARROLL	1	0	0	0	0
		FRANKLIN	3	3	6	10	0
		HENRY	0	1	3	1	0
		JEFFERSON	0	2	2	8	0
		LAUREL	0	1	0	0	0
		OLDHAM	1	0	0	1	0
		SHELBY	3	6	14	14	0
		TRIMBLE	1	0	0	0	0
		Total	10	15	27	35	0
	Nazareth Home	HARDIN	0	1	1	1	0
		HENDERSON	0	0	0	1	0
		JEFFERSON	3	5	23	69	0
		NELSON	0	0	2	2	0
		Other	0	0	0	1	0
		SHELBY	0	0	0	1	0
		Total	3	6	26	75	0
	Nazareth Home Clifton	BARREN	0	1	0	0	0
		BULLITT	0	1	0	0	0
		JEFFERSON	1	9	25	60	0
		MEADE	0	0	1	0	0
		OH	0	0	0	1	0
		OLDHAM	0	0	1	0	0
		Other	0	1	0	0	0
		Total	1	12	27	61	0
	Park Terrace Health Campus	BULLITT	0	0	1	1	0
		FRANKLIN	0	0	0	1	0

2018 ANNUAL KENTUCKY LONG TERM CARE UTILIZATION AND SERVICE REPORT

**Table 30 - Kentucky Long Term Care Facility Patient Origin for Ending Census
Facility ADD and Facility by Patient County of Residence**

ADD	Facility Name	Patient County	Under 65	65-74	75-84	Over 85	Unknown
		JEFFERSON	2	8	20	38	0
		MEADE	0	0	1	0	0
		Total	2	8	22	40	0
	Providence New Castle	ANDERSON	1	0	0	1	0
		CARROLL	0	0	0	1	0
		FAYETTE	1	2	1	0	0
		FRANKLIN	0	1	0	0	0
		GALLATIN	0	0	0	1	0
		HENRY	4	4	9	13	0
		IN	0	0	2	0	0
		JEFFERSON	0	0	0	2	0
		OLDHAM	0	0	1	1	0
		Other	0	0	1	0	0
		SHELBY	0	3	1	0	0
		TRIMBLE	0	1	0	0	0
		Total	6	11	15	19	0
	Providence Richwood	BULLITT	0	0	1	0	0
		CARROLL	0	1	0	2	0
		FAYETTE	0	0	2	0	0
		FRANKLIN	1	0	0	0	0
		GRAYSON	0	0	0	1	0
		HARDIN	0	0	1	0	0
		HARRISON	0	0	0	1	0
		HENRY	2	2	3	3	0
		IL	0	0	0	2	0
		IN	0	1	0	0	0
		JEFFERSON	5	6	13	5	0
		LARUE	0	1	1	0	0
		OLDHAM	6	6	11	13	0
		SHELBY	0	1	3	3	0
		TRIMBLE	0	1	0	0	0
		VA	0	0	0	1	0
		Total	14	19	35	31	0
	Providence Louisville East Post Acute	BULLITT	1	2	1	1	0

2018 ANNUAL KENTUCKY LONG TERM CARE UTILIZATION AND SERVICE REPORT

**Table 30 - Kentucky Long Term Care Facility Patient Origin for Ending Census
Facility ADD and Facility by Patient County of Residence**

ADD	Facility Name	Patient County	Under 65	65-74	75-84	Over 85	Unknown
		CLARK	1	0	0	0	0
		FAYETTE	2	0	0	1	0
		FRANKLIN	1	0	0	0	0
		GREENUP	1	0	0	0	0
		HENRY	0	1	0	0	0
		JEFFERSON	30	20	23	37	0
		JESSAMINE	0	0	1	0	0
		KENTON	2	0	0	0	0
		MADISON	0	0	1	0	0
		MCCRACKEN	1	0	0	0	0
		MCCREARY	1	0	0	0	0
		NELSON	1	0	0	0	0
		OH	0	1	0	0	0
		OLDHAM	1	2	1	0	0
		PIKE	0	1	0	0	0
		SHELBY	2	1	0	0	0
		TAYLOR	1	0	0	0	0
		WEBSTER	1	0	0	0	0
		Total	46	28	27	39	0
	Regency Rehabilitation and Nursing Center						
		BULLITT	6	2	0	1	0
		GRAYSON	1	0	0	0	0
		HOPKINS	0	1	0	0	0
		IN	1	0	0	0	0
		JEFFERSON	26	23	19	24	0
		MADE	1	0	0	0	0
		WARREN	1	0	0	0	0
		Total	36	26	19	25	0
	Regis Woods Care and Rehabilitation Center						
		BULLITT	0	2	0	0	0
		FAYETTE	0	0	0	1	0
		GRANT	1	0	0	0	0
		HENRY	0	1	0	0	0
		JEFFERSON	50	33	35	29	0
		KNOX	0	0	1	0	0
		LOGAN	1	0	0	0	0
		MADE	1	0	0	0	0

2018 ANNUAL KENTUCKY LONG TERM CARE UTILIZATION AND SERVICE REPORT

**Table 30 - Kentucky Long Term Care Facility Patient Origin for Ending Census
Facility ADD and Facility by Patient County of Residence**

ADD	Facility Name	Patient County	Under 65	65-74	75-84	Over 85	Unknown
		MENIFEE	1	0	0	0	0
		NELSON	1	0	0	1	0
		OH	1	0	0	0	0
		OLDHAM	6	2	0	0	0
		ROCKCASTLE	1	0	0	0	0
		SHELBY	0	2	0	0	0
		WOODFORD	1	0	0	0	0
		Total	64	40	36	31	0
	Rivers Edge Nursing and Rehabilitation Center	ADAIR	0	1	0	0	0
		BOONE	1	0	0	0	0
		BOYLE	0	0	1	0	0
		CARROLL	0	1	0	0	0
		CLARK	0	1	0	0	0
		DAVIESS	0	0	0	1	0
		FAYETTE	0	2	0	0	0
		IN	0	0	0	1	0
		JEFFERSON	14	17	24	14	0
		MO	0	0	0	1	0
		Other	0	0	0	1	0
		ROCKCASTLE	0	0	0	1	0
		SHELBY	0	1	0	0	0
		UNION	0	0	1	0	0
		WV	1	0	0	0	0
		Total	16	23	26	19	0
	Signature Health Care of East Louisville	BULLITT	2	1	1	0	0
		CLARK	0	0	1	0	0
		DAVIESS	0	1	0	0	0
		FLOYD	0	0	0	1	0
		HENRY	0	0	1	0	0
		HOPKINS	1	0	0	0	0
		JEFFERSON	23	21	30	24	0
		LARUE	0	0	1	0	0
		MEADE	1	0	0	0	0
		PERRY	1	0	1	0	0
		SHELBY	1	1	1	0	0

2018 ANNUAL KENTUCKY LONG TERM CARE UTILIZATION AND SERVICE REPORT

**Table 30 - Kentucky Long Term Care Facility Patient Origin for Ending Census
Facility ADD and Facility by Patient County of Residence**

ADD	Facility Name	Patient County	Under 65	65-74	75-84	Over 85	Unknown
		SPENCER	1	0	0	0	0
		Total	30	24	36	25	0
	Signature Health Care of South Louisville	JEFFERSON	12	29	20	28	0
		Total	12	29	20	28	0
	Signature Health Care of Spencer County	BRECKINRIDGE	0	1	0	0	0
		BULLITT	0	1	4	3	0
		CLARK	0	1	0	0	0
		FAYETTE	0	0	1	0	0
		FRANKLIN	0	1	0	2	0
		HARDIN	1	0	0	0	0
		IL	1	0	0	0	0
		JEFFERSON	1	4	4	2	0
		NELSON	1	1	1	2	0
		SHELBY	4	2	7	4	0
		SPENCER	3	3	11	19	0
		TN	0	1	0	0	0
		WASHINGTON	0	0	1	0	0
		WV	0	0	0	1	0
		Total	11	15	29	33	0
	Signature Health Care of Trimble County	CAMPBELL	2	0	0	1	0
		CARROLL	0	2	4	1	0
		FAYETTE	0	2	0	0	0
		FRANKLIN	1	0	0	0	0
		HENRY	0	1	0	1	0
		IN	0	0	0	1	0
		JEFFERSON	0	1	1	1	0
		KENTON	0	0	0	1	0
		LINCOLN	0	0	1	0	0
		MCCRACKEN	1	0	0	0	0
		OLDHAM	0	1	1	2	0
		SHELBY	0	0	1	0	0
		TRIMBLE	0	5	7	7	0
		WARREN	1	0	0	0	0
		Total	5	12	15	15	0

2018 ANNUAL KENTUCKY LONG TERM CARE UTILIZATION AND SERVICE REPORT

**Table 30 - Kentucky Long Term Care Facility Patient Origin for Ending Census
Facility ADD and Facility by Patient County of Residence**

ADD	Facility Name	Patient County	Under 65	65-74	75-84	Over 85	Unknown
	Signature Healthcare At Jefferson Manor Rehab	JEFFERSON	4	10	25	27	0
		OLDHAM	0	0	0	2	0
		SHELBY	0	0	1	0	0
		Total	4	10	26	29	0
	Signature Healthcare at Jefferson Place Rehab	BULLITT	1	0	1	0	0
		JEFFERSON	6	12	20	36	0
		NELSON	0	0	1	0	0
		OLDHAM	0	0	1	0	0
		Total	7	12	23	36	0
	Signature Healthcare At Rockford Rehab	BRECKINRIDGE	0	1	0	0	0
		BULLITT	0	0	1	3	0
		CLINTON	0	0	1	0	0
		FLOYD	1	0	0	1	0
		JEFFERSON	24	28	24	13	0
		MEADE	0	0	0	1	0
		Total	25	29	26	18	0
	Signature Healthcare at St's Mary & Elizabeth Hosp	BULLITT	0	1	0	0	0
		JEFFERSON	0	3	6	5	0
		OHIO	0	1	0	0	0
		Total	0	5	6	5	0
	Signature Healthcare At Summerfield Rehab	FAYETTE	1	0	0	0	0
		JEFFERSON	19	28	22	39	0
		Total	20	28	22	39	0
	Springhurst Health and Rehab	BULLITT	1	1	0	0	0
		JEFFERSON	6	7	21	29	0
		OLDHAM	0	1	0	0	0
		Other	0	2	7	4	0
		Total	7	11	28	33	0
	St Matthews Care Center	JEFFERSON	6	34	52	26	0
		Total	6	34	52	26	0

2018 ANNUAL KENTUCKY LONG TERM CARE UTILIZATION AND SERVICE REPORT

**Table 30 - Kentucky Long Term Care Facility Patient Origin for Ending Census
Facility ADD and Facility by Patient County of Residence**

ADD	Facility Name	Patient County	Under 65	65-74	75-84	Over 85	Unknown
	Sycamore Heights Health and Rehab	ADAIR	0	1	0	0	0
		CRITTENDEN	1	0	0	0	0
		IN	1	0	0	0	0
		JEFFERSON	16	15	17	14	0
		Total	18	16	17	14	0
	The Forum at Brookside	JEFFERSON	1	7	8	13	0
		OLDHAM	0	0	0	1	0
		SPENCER	0	0	0	1	0
		Total	1	7	8	15	0
	Treyton Oaks Towers	JEFFERSON	0	6	7	26	0
		TAYLOR	0	0	0	1	0
		VA	0	0	0	1	0
		Total	0	6	7	28	0
	Valhalla Post Acute	BRECKINRIDGE	1	0	0	0	0
		BULLITT	0	0	3	1	0
		DAVISS	0	1	0	0	0
		HENRY	0	0	2	1	0
		IN	0	0	2	0	0
		JEFFERSON	7	8	16	36	0
		OLDHAM	1	1	1	2	0
		Other	0	1	0	1	0
		RUSSELL	0	1	0	0	0
		SHELBY	0	2	3	1	0
		SPENCER	0	0	1	1	0
		Total	9	14	28	43	0
	Wesley Manor	BATH	0	0	1	0	0
		BULLITT	0	1	1	0	0
		IL	0	0	0	1	0
		IN	0	0	2	0	0
		JEFFERSON	1	6	12	27	0
		NELSON	0	1	0	0	0
		OLDHAM	0	0	1	0	0

2018 ANNUAL KENTUCKY LONG TERM CARE UTILIZATION AND SERVICE REPORT

**Table 30 - Kentucky Long Term Care Facility Patient Origin for Ending Census
Facility ADD and Facility by Patient County of Residence**

ADD	Facility Name	Patient County	Under 65	65-74	75-84	Over 85	Unknown
		WOODFORD	0	1	0	0	0
		Total	1	9	17	28	0
	Westminster Terrace	JEFFERSON	7	14	28	40	0
		Total	7	14	28	40	0
	Westport Care Center	ANDERSON	0	0	0	1	0
		HART	0	1	0	0	0
		HENRY	0	0	1	1	0
		IN	0	0	0	1	0
		JEFFERSON	25	21	37	21	0
		PULASKI	1	0	0	0	0
		ROCKCASTLE	0	0	0	1	0
		SHELBY	0	0	1	0	0
		SPENCER	0	1	0	0	0
		WOLFE	0	0	1	0	0
		Total	26	23	40	25	0
	Westport Place Health Campus	DAVIESS	0	0	0	1	0
		JEFFERSON	3	3	17	21	0
		MARION	0	1	0	0	0
		NELSON	0	0	0	1	0
		OLDHAM	0	0	1	0	0
		SPENCER	0	0	0	1	0
		Total	3	4	18	24	0
		ADD:6 Total	831	887	1,164	1,506	126
ADD: 7 - Northern KY							
	Bridgepoint Care and Rehabilitation Center	BOONE	19	22	14	5	0
		CAMPBELL	7	5	3	1	0
		CARROLL	0	0	0	1	0
		FAYETTE	3	1	0	0	0
		GRANT	1	1	1	1	0
		JEFFERSON	1	0	0	0	0
		KENTON	18	8	6	4	0

2018 ANNUAL KENTUCKY LONG TERM CARE UTILIZATION AND SERVICE REPORT

**Table 30 - Kentucky Long Term Care Facility Patient Origin for Ending Census
Facility ADD and Facility by Patient County of Residence**

ADD	Facility Name	Patient County	Under 65	65-74	75-84	Over 85	Unknown
		OH	1	5	1	3	0
		Other	2	2	1	0	0
		Total	52	44	26	15	0
	Carmel Manor	BOONE	0	0	1	3	0
		CAMPBELL	0	0	9	40	0
		IN	0	0	0	2	0
		KENTON	0	0	9	20	0
		OH	0	1	2	0	0
		Total	0	1	21	65	0
	Coldspring Transitional Care Center	BOONE	4	4	9	5	0
		BRACKEN	0	2	2	1	0
		CAMPBELL	5	18	13	14	0
		FAYETTE	0	0	1	0	0
		GRANT	0	0	1	0	0
		IL	1	0	0	0	0
		KENTON	6	10	13	7	0
		OH	2	0	1	0	0
		Other	0	0	1	0	0
		PENDLETON	3	2	2	0	0
		Total	21	36	43	27	0
	Emerald Trace	BOONE	0	4	6	6	0
		CAMPBELL	0	0	1	0	0
		KENTON	0	3	4	11	0
		Other	0	0	4	4	0
		Total	0	7	15	21	0
	Florence Park Care Center	BOONE	2	6	34	42	0
		KENTON	0	3	24	32	0
		Total	2	9	58	74	0
	Gallatin Nursing and Rehab	BOONE	2	2	5	5	0
		BOYD	0	0	1	0	0
		CARROLL	1	3	4	1	0
		FAYETTE	1	0	0	1	0

2018 ANNUAL KENTUCKY LONG TERM CARE UTILIZATION AND SERVICE REPORT

**Table 30 - Kentucky Long Term Care Facility Patient Origin for Ending Census
Facility ADD and Facility by Patient County of Residence**

ADD	Facility Name	Patient County	Under 65	65-74	75-84	Over 85	Unknown
		GALLATIN	2	2	15	12	0
		GRANT	2	1	4	4	0
		HOPKINS	0	0	1	0	0
		KENTON	4	2	1	4	0
		MADISON	0	0	0	1	0
		MO	0	0	1	0	0
		OH	1	0	0	0	0
		Other	0	0	2	0	0
		OWEN	1	0	2	4	0
		PENDLETON	0	0	1	0	0
		WHITLEY	0	0	1	0	0
		Total	14	10	38	32	0
	Grant Center						
		BARREN	0	1	0	0	0
		BOONE	2	2	1	1	0
		BULLITT	1	0	0	0	0
		CAMPBELL	1	2	2	1	0
		CLAY	0	0	1	0	0
		FAYETTE	4	0	1	0	0
		GRANT	17	3	12	13	0
		HARDIN	0	1	0	0	0
		HARRISON	0	0	0	1	0
		JEFFERSON	0	1	1	0	0
		MCCRACKEN	1	0	0	0	0
		MONTGOMERY	0	1	0	0	0
		NICHOLAS	1	0	0	0	0
		Other	0	4	4	3	0
		OWEN	1	0	0	0	0
		PENDLETON	2	0	0	1	0
		PERRY	0	1	0	0	0
		SCOTT	1	0	0	0	0
		TAYLOR	1	0	0	0	0
		TRIGG	0	1	0	0	0
		Total	32	17	22	20	0
	Highlandspring of Ft Thomas						
		BOONE	1	2	4	3	0
		BRACKEN	0	0	0	1	0

2018 ANNUAL KENTUCKY LONG TERM CARE UTILIZATION AND SERVICE REPORT

**Table 30 - Kentucky Long Term Care Facility Patient Origin for Ending Census
Facility ADD and Facility by Patient County of Residence**

ADD	Facility Name	Patient County	Under 65	65-74	75-84	Over 85	Unknown
		CAMPBELL	9	8	23	33	0
		JEFFERSON	0	0	0	1	0
		KENTON	2	8	13	14	0
		OH	0	1	1	2	0
		Other	0	0	3	0	0
		PENDLETON	1	1	0	0	0
		Total	13	20	44	54	0
	Madonna Manor	KENTON	3	5	18	29	0
		Total	3	5	18	29	0
	Owenton Center	BOONE	1	1	0	0	0
		BOURBON	0	0	1	0	0
		BOYD	1	0	0	0	0
		CAMPBELL	0	0	0	1	0
		CARROLL	1	1	0	0	0
		CASEY	0	0	0	1	0
		FAYETTE	3	7	1	0	0
		FRANKLIN	4	4	2	2	0
		GALLATIN	0	0	1	1	0
		GRANT	0	2	0	1	0
		HARRISON	2	0	0	0	0
		HENRY	0	1	1	0	0
		JESSAMINE	1	0	0	0	0
		JOHNSON	0	1	0	0	0
		KENTON	2	0	1	0	0
		MADISON	0	1	0	0	0
		MARTIN	1	0	0	0	0
		MASON	0	1	0	0	0
		OH	2	0	0	0	0
		Other	1	1	0	0	0
		OWEN	5	2	11	22	0
		PENDLETON	0	0	1	0	0
		SCOTT	1	0	1	0	0
		TN	0	1	0	0	0

2018 ANNUAL KENTUCKY LONG TERM CARE UTILIZATION AND SERVICE REPORT

**Table 30 - Kentucky Long Term Care Facility Patient Origin for Ending Census
Facility ADD and Facility by Patient County of Residence**

ADD	Facility Name	Patient County	Under 65	65-74	75-84	Over 85	Unknown
		WHITLEY	1	0	0	0	0
		WOODFORD	0	1	0	0	0
		Total	26	24	20	28	0
	River Valley Nursing Home	BOONE	0	0	1	1	0
		BRACKEN	0	0	2	0	0
		CAMPBELL	0	1	6	8	0
		GRANT	0	1	0	0	0
		HARRISON	0	0	0	1	0
		KENTON	1	0	2	1	0
		MCCREARY	0	0	1	0	0
		OH	0	1	0	0	0
		OWEN	0	1	0	0	0
		PENDLETON	2	0	8	21	0
		Total	3	4	20	32	0
	Rosedale Green	BOONE	2	1	6	9	0
		CAMPBELL	0	2	2	5	0
		GRANT	1	0	0	0	0
		HARRISON	1	0	0	0	0
		KENTON	4	12	32	66	0
		Other	0	1	4	19	0
		Total	8	16	44	99	0
	Signature Healthcare of Carrollton Rehab	BOONE	0	2	1	0	0
		CARROLL	5	5	10	23	0
		GALLATIN	0	1	0	0	0
		GRANT	2	1	0	0	0
		HENRY	1	1	2	1	0
		JESSAMINE	1	0	0	0	0
		KENTON	0	1	0	0	0
		OWEN	0	0	1	0	0
		SHELBY	1	0	0	0	0
		TRIMBLE	1	0	1	4	0
		Total	11	11	15	28	0
	St Elizabeth Florence SNF	BOONE	0	3	6	2	0

2018 ANNUAL KENTUCKY LONG TERM CARE UTILIZATION AND SERVICE REPORT

**Table 30 - Kentucky Long Term Care Facility Patient Origin for Ending Census
Facility ADD and Facility by Patient County of Residence**

ADD	Facility Name	Patient County	Under 65	65-74	75-84	Over 85	Unknown
		GRANT	0	0	1	0	0
		KENTON	0	1	1	2	0
		Total	0	4	8	4	0
	St Elizabeth FT Thomas SNF						
		BRACKEN	0	0	2	0	0
		CAMPBELL	1	0	1	4	0
		KENTON	1	2	1	1	0
		Other	0	1	0	0	0
		PENDLETON	0	0	0	1	0
		Total	2	3	4	6	0
	The Pavilion at Kenton						
		BOONE	4	4	1	1	0
		CAMPBELL	5	3	4	2	0
		FAYETTE	0	0	0	1	0
		JEFFERSON	1	0	0	0	0
		KENTON	9	14	11	9	0
		OH	0	2	0	0	0
		Other	0	0	0	0	2
		OWEN	1	0	0	0	0
		ROBERTSON	1	0	0	0	0
		Total	21	23	16	13	2
	The Seasons at Alexandria						
		CAMPBELL	0	0	0	0	9
		KENTON	0	1	2	2	0
		OH	0	0	0	1	0
		Other	7	11	28	51	0
		PENDLETON	0	0	1	1	0
		Total	7	12	31	55	9
	Village Care Center						
		BOONE	0	3	4	8	0
		CAMPBELL	2	2	1	5	0
		GRANT	0	0	1	1	0
		KENTON	4	6	14	35	0
		LEE	1	0	0	0	0
		MARSHALL	0	0	0	1	0
		Total	7	11	20	50	0

2018 ANNUAL KENTUCKY LONG TERM CARE UTILIZATION AND SERVICE REPORT

**Table 30 - Kentucky Long Term Care Facility Patient Origin for Ending Census
Facility ADD and Facility by Patient County of Residence**

ADD	Facility Name	Patient County	Under 65	65-74	75-84	Over 85	Unknown
	Villaspring of Erlanger	BOONE	0	5	20	22	0
		CAMPBELL	0	2	4	0	0
		GALLATIN	0	0	5	4	0
		GRANT	0	0	8	15	0
		KENTON	10	22	15	0	0
		Other	0	0	3	3	0
		Total	10	29	55	44	0
	Woodcrest Nursing and Rehabilitation Center	BOONE	1	5	6	8	0
		CAMPBELL	1	4	4	6	0
		FAYETTE	0	1	0	2	0
		GALLATIN	1	0	0	1	0
		GRANT	0	0	2	2	0
		JEFFERSON	0	0	0	1	0
		KENTON	7	10	13	17	0
		LAUREL	0	1	0	0	0
		OH	0	0	2	0	0
		Other	0	1	0	0	0
		PENDLETON	1	1	0	0	0
		SPENCER	0	1	0	0	0
		Total	11	24	27	37	0
		ADD:7 Total	243	310	545	733	11
ADD: 8 - Buffalo Trace	Bracken County Nursing and Rehabilitation Center	BRACKEN	1	4	5	5	0
		CAMPBELL	0	0	1	0	0
		KENTON	0	1	0	0	0
		MASON	1	2	3	1	0
		Other	1	0	0	0	0
		Total	3	7	9	6	0
	Maysville Nursing and Rehabilitation Facility	BOYLE	0	1	0	0	0
		BRACKEN	2	2	6	3	0
		FLEMING	1	3	1	9	0
		GREENUP	0	0	0	1	0
		LEWIS	0	0	4	8	0

2018 ANNUAL KENTUCKY LONG TERM CARE UTILIZATION AND SERVICE REPORT

**Table 30 - Kentucky Long Term Care Facility Patient Origin for Ending Census
Facility ADD and Facility by Patient County of Residence**

ADD	Facility Name	Patient County	Under 65	65-74	75-84	Over 85	Unknown
		MASON	5	8	25	30	0
		OH	0	1	1	2	0
		PENDLETON	0	0	0	1	0
		Total	8	15	37	54	0
	Pioneer Trace Nursing Home	BOURBON	0	0	0	2	0
		CLARK	0	0	1	0	0
		FAYETTE	0	0	1	0	0
		FLEMING	3	9	13	29	0
		GREENUP	1	0	0	0	0
		IN	0	0	0	1	0
		LEWIS	0	0	2	1	0
		MASON	1	0	2	3	0
		MORGAN	0	0	1	0	0
		NICHOLAS	0	0	0	1	0
		OH	0	1	0	1	0
		Other	0	1	0	0	0
		ROBERTSON	0	0	1	0	0
		ROWAN	0	1	2	1	0
		Total	5	12	23	39	0
	Robertson County Health Care Facility	BATH	0	0	1	0	0
		BOURBON	0	1	0	1	0
		BRACKEN	1	0	1	5	0
		CLARK	0	0	0	1	0
		FLEMING	2	0	4	2	0
		HARRISON	3	0	3	4	0
		MASON	1	1	4	4	0
		NICHOLAS	0	1	0	1	0
		PIKE	0	0	0	1	0
		ROBERTSON	2	1	5	5	0
		ROWAN	0	0	1	0	0
		Total	9	4	19	24	0
	Vanceburg Rehabilitation and Care	BOYD	3	5	2	0	0
		FLEMING	0	9	8	0	0
		GREENUP	1	9	0	3	0

2018 ANNUAL KENTUCKY LONG TERM CARE UTILIZATION AND SERVICE REPORT

**Table 30 - Kentucky Long Term Care Facility Patient Origin for Ending Census
Facility ADD and Facility by Patient County of Residence**

ADD	Facility Name	Patient County	Under 65	65-74	75-84	Over 85	Unknown
		LEWIS	8	10	12	5	0
		MASON	0	14	0	0	0
		Total	12	47	22	8	0
		ADD:8 Total	37	85	110	131	0
ADD: 9 - Gateway							
	Edgewood Estates	BATH	0	2	2	3	0
		FAYETTE	0	0	1	0	0
		JOHNSON	1	0	0	0	0
		MARTIN	1	0	0	0	0
		MENIFEE	2	5	7	5	0
		METCALFE	0	0	0	1	0
		MONTGOMERY	1	2	3	6	0
		MORGAN	0	0	1	4	0
		PULASKI	0	0	1	0	0
		ROWAN	0	2	1	1	0
		WOLFE	0	1	2	0	0
		Total	5	12	18	20	0
	Life Care Center of Morehead	BATH	1	2	5	1	0
		CARTER	3	4	2	2	0
		ELLIOTT	0	2	1	0	0
		FAYETTE	1	0	0	0	0
		FLEMING	1	1	2	0	0
		LEWIS	2	0	1	0	0
		MENIFEE	0	0	2	0	0
		MONTGOMERY	0	2	0	0	0
		MORGAN	1	0	2	1	0
		OH	0	0	1	0	0
		POWELL	0	1	0	0	0
		ROWAN	9	15	16	12	0
		Total	18	27	32	16	0
	Ridgeway Nursing and Rehabilitation	BATH	6	14	13	27	0
		BOURBON	0	0	1	0	0
		BREATHITT	0	0	1	1	0
		CARTER	0	0	0	1	0

2018 ANNUAL KENTUCKY LONG TERM CARE UTILIZATION AND SERVICE REPORT

**Table 30 - Kentucky Long Term Care Facility Patient Origin for Ending Census
Facility ADD and Facility by Patient County of Residence**

ADD	Facility Name	Patient County	Under 65	65-74	75-84	Over 85	Unknown
		CLARK	1	0	1	1	0
		LETCHER	1	0	0	0	0
		MONTGOMERY	1	2	3	2	0
		NICHOLAS	0	0	1	0	0
		ROWAN	1	2	6	6	0
		Total	10	18	26	38	0
	St Claire Medical Center TCU	BATH	0	0	1	0	0
		ELLIOTT	0	0	1	0	0
		LAWRENCE	0	0	1	0	0
		MORGAN	0	0	1	0	0
		ROWAN	0	0	1	0	0
		Total	0	0	5	0	0
	West Liberty Nursing and Rehabilitation Center	BOYD	1	0	0	0	0
		ELLIOTT	0	0	1	1	0
		FLEMING	0	1	1	0	0
		GREENUP	0	1	1	0	0
		JOHNSON	0	0	0	1	0
		MAGOFFIN	0	1	1	0	0
		MARTIN	0	1	0	0	0
		MENIFEE	1	1	0	0	0
		MORGAN	3	4	8	8	0
		PERRY	1	0	0	0	0
		ROWAN	1	2	0	1	0
		WOLFE	0	0	1	0	0
		Total	7	11	13	11	0
	Windsor Care Center	BATH	1	3	5	4	0
		BUTLER	0	0	1	0	0
		CARTER	0	0	0	1	0
		CLARK	1	0	5	5	0
		CLAY	0	0	0	1	0
		FAYETTE	0	0	0	2	0
		MENIFEE	0	0	0	2	0
		MONTGOMERY	8	13	33	43	0
		Other	0	0	0	1	0

2018 ANNUAL KENTUCKY LONG TERM CARE UTILIZATION AND SERVICE REPORT

**Table 30 - Kentucky Long Term Care Facility Patient Origin for Ending Census
Facility ADD and Facility by Patient County of Residence**

ADD	Facility Name	Patient County	Under 65	65-74	75-84	Over 85	Unknown
		POWELL	0	1	0	0	0
		ROWAN	1	1	1	1	0
		Total	11	18	45	60	0
		ADD:9 Total	51	86	139	145	0
ADD: 10 - FIVCO							
	Boyd Nursing and Rehabilitation Center						
		BOYD	10	8	9	12	0
		CARTER	0	4	1	4	0
		GREENUP	0	0	2	2	0
		JOHNSON	1	0	0	0	0
		LAWRENCE	1	0	1	0	0
		LEWIS	1	0	0	0	0
		ROWAN	1	0	0	0	0
		Total	14	12	13	18	0
	Carter Nursing and Rehabilitation Center						
		BOYD	4	3	4	1	0
		CARTER	8	13	35	18	0
		ELLIOTT	0	1	1	1	0
		GREENUP	0	1	1	2	0
		JOHNSON	0	1	0	0	0
		LAWRENCE	0	5	1	3	0
		LEWIS	0	0	1	1	0
		MORGAN	0	1	0	1	0
		Other	0	0	0	1	0
		PENDLETON	0	1	0	0	0
		ROWAN	1	0	0	2	0
		WV	0	0	1	0	0
		Total	13	26	44	30	0
	Elliott Nursing and Rehabilitation Center						
		BATH	0	0	1	1	0
		BOYD	1	1	1	0	0
		CARTER	0	1	6	4	0
		ELLIOTT	2	3	8	18	0
		FLOYD	0	0	1	0	0
		HARRISON	1	0	0	0	0
		JOHNSON	0	0	1	0	0
		LAWRENCE	1	0	0	2	0

2018 ANNUAL KENTUCKY LONG TERM CARE UTILIZATION AND SERVICE REPORT

**Table 30 - Kentucky Long Term Care Facility Patient Origin for Ending Census
Facility ADD and Facility by Patient County of Residence**

ADD	Facility Name	Patient County	Under 65	65-74	75-84	Over 85	Unknown
		MORGAN	0	1	6	2	0
		Other	0	0	0	1	0
		ROWAN	2	1	1	2	0
		Total	7	7	25	30	0
	King's Daughters Medical Center						
		BOYD	2	2	7	0	0
		CARTER	0	0	1	1	0
		MARTIN	0	1	0	0	0
		OH	0	2	0	0	0
		WV	0	1	0	0	0
		Total	2	6	8	1	0
	Kingsbrook Lifecare Center						
		BOYD	8	7	28	30	0
		BRECKINRIDGE	0	0	1	0	0
		CARTER	1	0	2	6	0
		GREENUP	0	4	3	15	0
		IN	0	0	1	0	0
		JOHNSON	0	0	1	0	0
		LAWRENCE	0	0	2	1	0
		OH	1	1	6	8	0
		WV	1	1	0	1	0
		Total	11	13	44	61	0
	Oakmont Manor						
		BOYD	0	0	0	0	12
		CARTER	0	0	0	0	2
		GREENUP	0	0	0	0	21
		LAWRENCE	0	0	0	0	4
		OH	0	0	0	0	1
		Other	0	0	0	0	43
		WV	0	0	0	0	1
		Total	0	0	0	0	84
	South Shore Nursing and Rehabilitation Center						
		BOYD	5	4	0	1	0
		CARTER	1	0	1	0	0
		GREENUP	3	4	14	10	0
		LEWIS	0	2	2	1	0
		OH	0	1	0	0	0

2018 ANNUAL KENTUCKY LONG TERM CARE UTILIZATION AND SERVICE REPORT

**Table 30 - Kentucky Long Term Care Facility Patient Origin for Ending Census
Facility ADD and Facility by Patient County of Residence**

ADD	Facility Name	Patient County	Under 65	65-74	75-84	Over 85	Unknown
		ROWAN	2	0	1	0	0
		WV	0	1	0	0	0
		Total	11	12	18	12	0
	The Jordan Center	BOYD	0	3	2	0	0
		CARTER	0	0	1	0	0
		ELLIOTT	1	0	0	0	0
		FAYETTE	2	2	0	0	0
		JEFFERSON	0	1	0	0	0
		JOHNSON	0	2	1	2	0
		LAWRENCE	10	12	13	13	0
		MARTIN	3	1	2	0	0
		PIKE	1	0	0	0	0
		WV	1	4	3	4	0
		Total	18	25	22	19	0
	Woodland Oaks Health Care Facility	BOYD	1	10	18	34	0
		CARTER	0	1	0	1	0
		FLOYD	0	0	0	1	0
		GREENUP	0	2	4	7	0
		JOHNSON	1	0	0	0	0
		LAWRENCE	0	0	2	1	0
		MADISON	0	0	0	1	0
		OH	0	1	2	2	0
		Other	1	2	5	7	0
		PIKE	1	0	0	1	0
		WV	0	0	0	1	0
		Total	4	16	31	56	0
	Wurtland Nursing and Rehabilitation Center	BOYD	14	13	7	6	0
		BULLITT	0	0	1	0	0
		CARTER	4	1	4	1	0
		ELLIOTT	0	0	0	1	0
		FAYETTE	1	0	0	0	0
		FLEMING	0	1	0	0	0
		GREENUP	10	13	10	16	0
		HARRISON	1	0	0	0	0

2018 ANNUAL KENTUCKY LONG TERM CARE UTILIZATION AND SERVICE REPORT

**Table 30 - Kentucky Long Term Care Facility Patient Origin for Ending Census
Facility ADD and Facility by Patient County of Residence**

ADD	Facility Name	Patient County	Under 65	65-74	75-84	Over 85	Unknown
		LAWRENCE	0	0	0	2	0
		LEWIS	0	1	0	0	0
		MARTIN	1	0	0	0	0
		ROWAN	0	1	0	0	0
		WV	0	0	0	1	0
		Total	31	30	22	27	0
		ADD:10 Total	111	147	227	254	84
ADD: 11 - Big Sandy							
	Good Shepherd Community Nursing Center	FLOYD	3	0	1	0	0
		HARLAN	1	0	0	0	0
		MADISON	0	0	0	1	0
		MARTIN	0	0	1	0	0
		PIKE	9	18	18	13	0
		VA	0	0	0	1	0
		WV	7	3	6	5	0
		Total	20	21	26	20	0
	Highlands Regional Medical Center (Prestonsburg)	FLOYD	0	0	0	0	0
		Total	0	0	0	0	0
	Landmark of Elkhorn City Rehabilitation	BELL	1	0	0	0	0
		FAYETTE	1	0	0	0	0
		FLOYD	3	2	1	0	0
		JEFFERSON	0	0	1	0	0
		JOHNSON	1	0	0	0	0
		KNOTT	0	0	1	0	0
		KNOX	0	0	0	1	0
		LEE	1	0	0	0	0
		LESLIE	1	0	0	0	0
		LETCHER	1	0	0	0	0
		Other	0	1	1	0	0
		PIKE	12	14	19	14	0
		VA	1	3	2	0	0
		WV	0	0	1	0	0
		Total	22	20	26	15	0

2018 ANNUAL KENTUCKY LONG TERM CARE UTILIZATION AND SERVICE REPORT

**Table 30 - Kentucky Long Term Care Facility Patient Origin for Ending Census
Facility ADD and Facility by Patient County of Residence**

ADD	Facility Name	Patient County	Under 65	65-74	75-84	Over 85	Unknown
	Martin County Health Care Facility	FLOYD	0	0	0	1	0
		JOHNSON	1	1	0	0	0
		LAWRENCE	1	1	1	3	0
		MAGOFFIN	1	0	0	0	0
		MARTIN	6	8	12	9	0
		OH	0	1	0	0	0
		PIKE	0	0	0	1	0
		WV	1	2	3	1	0
		Total	10	13	16	15	0
	Mountain Manor of Paintsville	FLOYD	3	3	3	4	0
		JOHNSON	9	8	24	33	0
		LAWRENCE	1	2	0	0	0
		MAGOFFIN	0	1	0	0	0
		MARTIN	1	0	0	1	0
		MORGAN	1	0	0	2	0
		OH	0	0	1	0	0
		PIKE	2	1	1	0	0
		WV	0	0	0	0	1
		Total	17	15	29	40	1
	Parkview Nursing and Rehabilitation Center (Pikeville)	FAYETTE	0	1	0	0	0
		FLOYD	3	2	3	1	0
		FULTON	0	0	1	0	0
		GREENUP	0	1	0	0	0
		JOHNSON	0	3	2	0	0
		KNOTT	1	0	0	0	0
		LAWRENCE	1	1	0	0	0
		LETCHER	1	0	2	0	0
		LINCOLN	0	0	0	1	0
		OH	0	0	1	0	0
		PERRY	1	1	0	0	0
		PIKE	21	13	20	22	0
		VA	0	0	0	1	0

2018 ANNUAL KENTUCKY LONG TERM CARE UTILIZATION AND SERVICE REPORT

**Table 30 - Kentucky Long Term Care Facility Patient Origin for Ending Census
Facility ADD and Facility by Patient County of Residence**

ADD	Facility Name	Patient County	Under 65	65-74	75-84	Over 85	Unknown
		WOLFE	1	0	0	0	0
		WV	1	0	0	0	0
		Total	30	22	29	25	0
	Pikeville Nursing and Rehab Center	FLOYD	4	1	2	3	0
		JEFFERSON	0	1	0	0	0
		Other	0	1	0	0	0
		PIKE	12	12	24	27	0
		Total	16	15	26	30	0
	Prestonsburg Health Care Center	FLOYD	1	9	10	12	0
		JOHNSON	0	4	2	4	0
		LAWRENCE	0	0	0	1	0
		MAGOFFIN	3	0	0	3	0
		PIKE	1	0	1	1	0
		Total	5	13	13	21	0
	Riverview Health Care Center	BOYD	0	2	0	0	0
		CALDWELL	0	0	1	0	0
		FAYETTE	0	1	0	1	0
		FLOYD	11	20	27	32	0
		GREENUP	0	1	0	0	0
		HENDERSON	1	0	0	0	0
		JEFFERSON	1	0	0	0	0
		JOHNSON	1	1	4	3	0
		LEE	0	0	1	0	0
		MAGOFFIN	2	0	1	0	0
		OH	0	0	0	1	0
		PERRY	1	0	0	0	0
		PIKE	0	0	2	3	0
		Total	17	25	36	40	0
	Salyersville Nursing and Rehabilitation Center	BOYD	1	0	1	0	0
		BREATHITT	0	1	0	0	0
		FLOYD	4	2	2	2	0
		HARRISON	0	0	1	0	0
		JOHNSON	8	8	10	6	0

2018 ANNUAL KENTUCKY LONG TERM CARE UTILIZATION AND SERVICE REPORT

**Table 30 - Kentucky Long Term Care Facility Patient Origin for Ending Census
Facility ADD and Facility by Patient County of Residence**

ADD	Facility Name	Patient County	Under 65	65-74	75-84	Over 85	Unknown
		KENTON	0	0	1	0	0
		KNOTT	0	1	0	0	0
		MAGOFFIN	7	8	22	18	0
		MARTIN	0	1	0	0	0
		MONTGOMERY	0	0	0	1	0
		MORGAN	1	1	1	1	0
		Other	0	1	0	0	0
		PERRY	2	0	0	0	0
		PIKE	1	0	0	0	0
		ROCKCASTLE	1	0	0	0	0
		ROWAN	1	0	0	0	0
		Total	26	23	38	28	0
	Williamson ARH Nursing Facility	PIKE	5	0	11	7	0
		WV	0	0	1	1	0
		Total	5	0	12	8	0
		ADD:11 Total	168	167	251	242	1
ADD: 12 - Ky River	Hazard Health and Rehabilitation Center	BELL	0	1	0	0	0
		BREATHITT	8	1	5	1	0
		CLARK	1	0	0	0	0
		CLAY	0	0	1	1	0
		FAYETTE	1	0	0	0	0
		FLOYD	2	3	2	1	0
		JESSAMINE	1	0	0	0	0
		JOHNSON	0	1	0	0	0
		KNOTT	4	4	4	2	0
		LESLIE	2	2	0	0	0
		LETCHER	2	2	1	0	0
		OH	0	0	0	1	0
		OWSLEY	2	2	0	0	0
		PERRY	30	25	45	31	0
		PULASKI	0	0	0	1	0
		WAYNE	1	0	0	0	0
		WOLFE	0	0	1	0	0
		Total	54	41	59	38	0

2018 ANNUAL KENTUCKY LONG TERM CARE UTILIZATION AND SERVICE REPORT

**Table 30 - Kentucky Long Term Care Facility Patient Origin for Ending Census
Facility ADD and Facility by Patient County of Residence**

ADD	Facility Name	Patient County	Under 65	65-74	75-84	Over 85	Unknown
	Hyden Health and Rehabilitation Center	BREATHITT	1	0	0	0	0
		CLAY	3	5	2	4	0
		HARLAN	1	0	0	0	0
		KNOX	1	0	0	0	0
		LESLIE	10	17	20	11	0
		PERRY	6	7	3	0	0
		SCOTT	1	0	0	0	0
		WHITLEY	0	0	0	0	0
		Total	23	29	25	15	0
	Knott County Health and Rehabilitation Center	FAYETTE	1	0	0	0	0
		FLOYD	5	3	2	3	0
		JOHNSON	0	1	1	0	0
		KNOTT	5	23	16	17	0
		LETCHER	0	1	0	0	0
		PERRY	3	2	2	2	0
		PIKE	0	0	1	1	0
		WOLFE	0	0	0	1	0
		Total	14	30	22	24	0
	Lee County Care and Rehabilitation Center	BREATHITT	1	15	15	0	0
		CLARK	0	5	0	3	0
		LEE	3	22	2	0	0
		OWSLEY	1	31	9	0	0
		Total	5	73	26	3	0
	Letcher Manor	BELL	0	0	1	0	0
		BREATHITT	1	0	0	0	0
		CLARK	0	0	1	0	0
		FLOYD	2	0	1	0	0
		GREENUP	0	0	1	0	0
		HARLAN	0	1	1	0	0
		JOHNSON	1	0	1	0	0
		KNOTT	3	1	1	1	0
		KNOX	1	0	0	0	0
		LEE	0	0	0	1	0

2018 ANNUAL KENTUCKY LONG TERM CARE UTILIZATION AND SERVICE REPORT

**Table 30 - Kentucky Long Term Care Facility Patient Origin for Ending Census
Facility ADD and Facility by Patient County of Residence**

ADD	Facility Name	Patient County	Under 65	65-74	75-84	Over 85	Unknown
		LETCHER	12	25	32	19	0
		OH	0	1	0	0	0
		Other	0	0	1	1	0
		PERRY	3	4	1	1	0
		PIKE	3	0	0	0	0
		TN	0	1	0	1	0
		VA	0	1	1	0	0
		WV	0	0	1	0	0
		Total	26	34	43	24	0
	Nim Henson Geriatric Center	BOONE	0	0	1	0	0
		BREATHITT	10	12	9	8	0
		FAYETTE	0	0	1	0	0
		HART	1	0	0	0	0
		KNOX	1	0	0	0	0
		LEE	0	1	0	0	0
		LETCHER	0	0	2	0	0
		MAGOFFIN	0	0	1	0	0
		MORGAN	0	1	0	0	0
		Other	0	0	1	3	0
		OWSLEY	0	0	1	0	0
		PERRY	0	2	2	0	0
		WOLFE	2	1	0	3	0
		Total	14	17	18	14	0
	Owsley County Health Care Center	BREATHITT	2	1	1	0	0
		CLAY	1	1	5	1	0
		FAYETTE	0	0	1	0	0
		FRANKLIN	1	0	0	0	0
		JACKSON	0	1	1	1	0
		JESSAMINE	1	2	0	0	0
		JOHNSON	0	0	1	0	0
		LAUREL	0	0	1	0	0
		LEE	4	8	4	5	0
		MADISON	0	1	0	0	0
		OH	0	1	0	0	0
		OWSLEY	5	11	8	10	0

2018 ANNUAL KENTUCKY LONG TERM CARE UTILIZATION AND SERVICE REPORT

**Table 30 - Kentucky Long Term Care Facility Patient Origin for Ending Census
Facility ADD and Facility by Patient County of Residence**

ADD	Facility Name	Patient County	Under 65	65-74	75-84	Over 85	Unknown
		PERRY	0	2	1	1	0
		ROWAN	0	0	1	0	0
		WHITLEY	1	0	0	0	0
		WOLFE	0	0	0	1	0
		Total	15	28	24	19	0
	Paul E Patton Eastern Ky Veterans Center	BATH	0	1	0	0	0
		BELL	0	0	1	0	0
		BOURBON	0	0	0	1	0
		BOYD	0	1	0	0	0
		BOYLE	0	0	0	1	0
		CLAY	0	1	2	1	0
		CLINTON	0	1	0	0	0
		EDMONSON	0	1	0	0	0
		ESTILL	0	1	0	0	0
		FAYETTE	0	2	2	2	0
		FLEMING	1	0	0	0	0
		FLOYD	0	1	3	1	0
		HARLAN	0	1	0	2	0
		HARRISON	0	0	1	0	0
		JACKSON	0	0	0	1	0
		JEFFERSON	1	2	1	0	0
		JOHNSON	0	0	1	0	0
		KNOTT	1	1	1	1	0
		KNOX	0	0	0	1	0
		LAUREL	0	2	4	5	0
		LEE	0	0	2	0	0
		LESLIE	0	0	0	2	0
		LETCHER	0	2	4	0	0
		LINCOLN	1	0	0	0	0
		MADISON	0	0	1	2	0
		MAGOFFIN	0	1	2	1	0
		MCCREARY	0	0	0	1	0
		MENIFEE	0	1	0	0	0
		MERCER	0	0	1	0	0
		NICHOLAS	0	1	0	0	0
		PERRY	1	2	10	6	0

2018 ANNUAL KENTUCKY LONG TERM CARE UTILIZATION AND SERVICE REPORT

**Table 30 - Kentucky Long Term Care Facility Patient Origin for Ending Census
Facility ADD and Facility by Patient County of Residence**

ADD	Facility Name	Patient County	Under 65	65-74	75-84	Over 85	Unknown	
		PIKE	1	1	2	2	0	
		POWELL	0	1	0	0	0	
		PULASKI	0	1	0	1	0	
		ROCKCASTLE	0	0	0	1	0	
		SCOTT	0	0	0	1	0	
		WAYNE	0	1	0	0	0	
		WHITLEY	0	1	1	1	0	
		WOLFE	0	1	0	0	0	
		Total	6	28	39	34	0	
	Wolfe County Health and Rehabilitation Center	BREATHITT	1	1	2	10	0	
		CLARK	1	0	0	0	0	
		ESTILL	0	0	1	0	0	
		LEE	0	0	2	1	0	
		MORGAN	1	1	3	2	0	
		OWSLEY	0	0	2	0	0	
		PIKE	0	0	1	0	0	
		POWELL	1	0	0	1	0	
		ROWAN	0	0	1	0	0	
		WOLFE	7	11	27	20	0	
		Total	11	13	39	34	0	
		ADD:12 Total	168	293	295	205	0	
	ADD: 13 - Cumberland Valley	Barbourville Health and Rehabilitation Center	BELL	1	1	4	4	0
			CLAY	0	1	0	0	0
			JEFFERSON	0	1	0	0	0
			KNOX	11	26	33	33	0
			LAUREL	2	0	1	2	0
			OH	0	0	1	0	0
			TN	0	0	1	0	0
			WHITLEY	3	1	4	2	0
		Total	17	30	44	41	0	
	Christian Health Center - Corbin	BELL	0	0	1	1	0	
		BOONE	0	0	1	0	0	
		HARLAN	0	0	2	0	0	

2018 ANNUAL KENTUCKY LONG TERM CARE UTILIZATION AND SERVICE REPORT

**Table 30 - Kentucky Long Term Care Facility Patient Origin for Ending Census
Facility ADD and Facility by Patient County of Residence**

ADD	Facility Name	Patient County	Under 65	65-74	75-84	Over 85	Unknown
		KNOX	4	10	25	18	0
		LAUREL	1	4	5	12	0
		WHITLEY	0	0	2	8	0
		Total	5	14	36	39	0
	Corbin Health and Rehabilitation Center	BELL	0	2	0	0	0
		CLAY	0	0	1	0	0
		FAYETTE	0	0	1	0	0
		HARLAN	1	0	0	0	0
		JEFFERSON	1	1	0	0	0
		KNOX	1	3	3	3	0
		LAUREL	7	5	3	5	0
		MADISON	1	0	0	0	0
		MCCREARY	0	2	1	0	0
		Other	0	0	0	1	0
		PULASKI	2	0	1	0	0
		ROCKCASTLE	0	0	1	0	0
		WAYNE	0	0	1	0	0
		WHITLEY	9	11	14	12	0
		Total	22	24	26	21	0
	Harlan Health and Rehabilitation Center	HARLAN	25	27	35	34	0
		Other	5	5	3	6	0
		Total	30	32	38	40	0
	Hillcrest Health and Rehabilitation Center	CLAY	1	0	2	2	0
		KNOX	0	3	4	2	0
		LAUREL	18	25	38	10	0
		WHITLEY	2	3	4	2	0
		Total	21	31	48	16	0
	Landmark of Laurel Creek Rehab and Nursing	CLAY	8	21	32	34	0
		JACKSON	0	0	1	0	0
		LAUREL	0	0	2	0	0
		TN	1	0	0	0	0
		Total	9	21	35	34	0

2018 ANNUAL KENTUCKY LONG TERM CARE UTILIZATION AND SERVICE REPORT

**Table 30 - Kentucky Long Term Care Facility Patient Origin for Ending Census
Facility ADD and Facility by Patient County of Residence**

ADD	Facility Name	Patient County	Under 65	65-74	75-84	Over 85	Unknown
	Laurel Heights Home for the Elderly	BELL	0	1	0	1	0
		CLAY	0	1	0	1	0
		FAYETTE	0	0	1	0	0
		HARLAN	1	0	0	0	0
		JACKSON	0	1	2	1	0
		JESSAMINE	0	0	0	1	0
		KNOX	1	0	0	2	0
		LAUREL	5	13	40	51	0
		LEE	0	0	0	1	0
		Other	0	0	1	0	0
		OWSLEY	0	0	1	0	0
		RUSSELL	0	0	0	1	0
		TN	0	0	0	1	0
		VA	0	0	1	0	0
		WHITLEY	0	1	4	3	0
		WV	0	0	0	1	0
		Total	7	17	50	64	0
	Middlesboro Nursing and Rehab	BELL	5	10	24	34	0
		HARLAN	0	0	0	2	0
		KNOX	0	0	1	0	0
		TN	0	0	2	3	0
		VA	0	1	2	2	0
		WARREN	0	0	0	1	0
		Total	5	11	29	42	0
	Mountain View Nursing and Rehab Ctr	BELL	6	19	18	13	0
		FAYETTE	0	0	1	0	0
		HARLAN	0	1	3	1	0
		KNOX	0	5	2	0	0
		LAUREL	3	1	1	0	0
		PERRY	0	1	0	0	0
		PULASKI	0	0	1	0	0
		TN	0	1	0	0	0
		WHITLEY	0	2	0	0	0
		Total	9	30	26	14	0

2018 ANNUAL KENTUCKY LONG TERM CARE UTILIZATION AND SERVICE REPORT

**Table 30 - Kentucky Long Term Care Facility Patient Origin for Ending Census
Facility ADD and Facility by Patient County of Residence**

ADD	Facility Name	Patient County	Under 65	65-74	75-84	Over 85	Unknown
	Rockcastle Health and Rehabilitation Center	BULLITT	0	0	1	0	0
		CLAY	1	0	0	1	0
		FAYETTE	1	0	1	0	0
		GARRARD	0	0	1	2	0
		JEFFERSON	1	0	0	0	0
		LAUREL	3	5	2	2	0
		LINCOLN	2	0	4	3	0
		MADISON	2	3	1	1	0
		MCCREARY	0	1	0	0	0
		PULASKI	1	1	3	4	0
		ROCKCASTLE	4	6	17	27	0
		Total	15	16	30	40	0
	Rockcastle Regional Hospital and Respiratory Care	ANDERSON	0	0	1	0	0
		BELL	0	0	1	0	0
		BOURBON	1	1	0	0	0
		BOYLE	0	0	0	1	0
		CALLOWAY	0	1	0	0	0
		CAMPBELL	1	0	0	0	0
		CHRISTIAN	0	1	0	0	0
		CLARK	1	0	0	0	0
		CLAY	0	2	0	0	0
		DAVISS	1	0	0	0	0
		ESTILL	1	0	0	0	0
		FAYETTE	6	5	0	0	0
		GARRARD	2	0	0	0	0
		GRANT	1	1	0	0	0
		GRAVES	2	0	0	0	0
		HARDIN	0	2	0	0	0
		HARLAN	1	1	0	0	0
		HOPKINS	0	1	0	0	0
		IL	1	0	0	0	0
		IN	1	1	0	0	0
		JACKSON	1	1	0	0	0
		JEFFERSON	3	1	1	0	0
		JESSAMINE	3	1	0	0	0

2018 ANNUAL KENTUCKY LONG TERM CARE UTILIZATION AND SERVICE REPORT

**Table 30 - Kentucky Long Term Care Facility Patient Origin for Ending Census
Facility ADD and Facility by Patient County of Residence**

ADD	Facility Name	Patient County	Under 65	65-74	75-84	Over 85	Unknown
		JOHNSON	1	0	0	0	0
		KENTON	1	1	0	0	0
		KNOTT	0	0	0	1	0
		KNOX	2	1	0	0	0
		LAUREL	2	0	0	0	0
		LESLIE	0	0	1	0	0
		LINCOLN	0	1	0	0	0
		MADISON	2	0	2	0	0
		MCCREARY	1	0	0	0	0
		MONTGOMERY	3	0	0	0	0
		MORGAN	1	0	0	0	0
		OH	0	0	1	0	0
		Other	8	0	0	0	0
		OWSLEY	2	0	0	0	0
		PERRY	1	1	1	0	0
		PIKE	3	0	0	0	0
		PULASKI	3	5	2	0	0
		ROCKCASTLE	1	2	0	0	0
		ROWAN	1	0	0	0	0
		TN	4	0	0	0	0
		TODD	0	1	0	0	0
		UNION	2	0	0	0	0
		WARREN	0	1	0	0	0
		WASHINGTON	2	0	0	0	0
		WAYNE	1	0	0	0	0
		WEBSTER	1	0	0	0	0
		WHITLEY	1	0	3	0	0
		WOLFE	0	0	1	0	0
		WV	1	0	0	0	0
		Total	70	32	14	2	0
	Signature HealthCare at Jackson Manor						
		CLAY	1	1	0	1	0
		FAYETTE	0	0	1	0	0
		JACKSON	7	4	12	9	0
		KNOX	0	0	1	0	0
		LAUREL	0	0	2	4	0
		OWSLEY	1	0	0	1	0

2018 ANNUAL KENTUCKY LONG TERM CARE UTILIZATION AND SERVICE REPORT

**Table 30 - Kentucky Long Term Care Facility Patient Origin for Ending Census
Facility ADD and Facility by Patient County of Residence**

ADD	Facility Name	Patient County	Under 65	65-74	75-84	Over 85	Unknown
		ROCKCASTLE	0	1	0	0	0
		WHITLEY	1	1	0	0	0
		Total	10	7	16	15	0
	The Heritage	BELL	1	0	0	0	0
		CAMPBELL	0	0	0	1	0
		FLOYD	0	1	0	0	0
		JACKSON	0	0	0	1	0
		JEFFERSON	0	0	1	0	0
		KNOX	1	4	1	6	0
		LAUREL	1	2	9	6	0
		Other	0	0	0	2	0
		WHITLEY	6	6	17	19	0
		Total	9	13	28	35	0
	The Laurels	HARLAN	0	0	0	0	0
		Total	0	0	0	0	0
	Tri-Cities Nursing and Rehabilitation Center	HARLAN	15	11	30	15	0
		LETCHER	0	1	1	0	0
		Total	15	12	31	15	0
	Williamsburg Health and Rehabilitation Center	CAMPBELL	0	0	0	1	0
		HARLAN	0	1	0	0	0
		LAUREL	0	0	2	1	0
		LINCOLN	1	0	0	0	0
		MCCREARY	4	1	3	5	0
		PERRY	0	0	0	1	0
		WHITLEY	10	21	32	35	0
		Total	15	23	37	43	0
		ADD:13 Total	259	313	488	461	0
ADD: 14 - Lake Cumberland	Campbellsville Nursing and Rehabilitation	GREEN	0	0	1	2	0
		MARION	0	0	0	1	0
		TAYLOR	2	8	19	26	0
		Total	2	8	20	29	0

2018 ANNUAL KENTUCKY LONG TERM CARE UTILIZATION AND SERVICE REPORT

**Table 30 - Kentucky Long Term Care Facility Patient Origin for Ending Census
Facility ADD and Facility by Patient County of Residence**

ADD	Facility Name	Patient County	Under 65	65-74	75-84	Over 85	Unknown
	Clinton County Care and Rehabilitation Center	CRITTENDEN	6	4	10	11	0
		METCALFE	0	0	1	0	0
		PULASKI	0	1	0	3	0
		WAYNE	2	4	4	5	0
		Total	8	9	15	19	0
	Crestview Personal Care	PULASKI	0	0	0	0	0
		Total	0	0	0	0	0
	Cumberland Nursing and Rehabilitation Center	BELL	1	0	0	0	0
		CASEY	0	2	0	0	0
		LAUREL	0	2	0	0	0
		LINCOLN	0	1	2	1	0
		MCCRACKEN	1	0	0	0	0
		MCCREARY	0	0	0	1	0
		OH	0	0	0	1	0
		PULASKI	3	9	28	30	0
		ROCKCASTLE	0	0	0	1	0
		RUSSELL	0	0	0	1	0
		WAYNE	0	1	3	1	0
		Total	5	15	33	36	0
	Cumberland Valley Manor	ADAIR	1	1	0	1	0
		CLINTON	1	3	6	3	0
		CUMBERLAND	8	7	14	15	0
		JEFFERSON	0	0	0	1	0
		MONROE	1	0	0	1	0
		Other	0	0	1	0	0
		ROCKCASTLE	0	1	0	0	0
		RUSSELL	0	1	0	0	0
		TAYLOR	0	0	0	1	0
		WARREN	0	0	1	0	0
		WAYNE	1	1	1	3	0
		Total	12	14	23	25	0
	Fair Oaks Health Systems	ADAIR	1	3	5	6	0

2018 ANNUAL KENTUCKY LONG TERM CARE UTILIZATION AND SERVICE REPORT

**Table 30 - Kentucky Long Term Care Facility Patient Origin for Ending Census
Facility ADD and Facility by Patient County of Residence**

ADD	Facility Name	Patient County	Under 65	65-74	75-84	Over 85	Unknown
		BARREN	0	0	1	0	0
		CASEY	0	0	1	0	0
		FAYETTE	1	0	1	0	0
		HENRY	0	0	1	0	0
		JEFFERSON	1	1	0	0	0
		LINCOLN	0	1	0	0	0
		OH	0	0	0	1	0
		Other	0	0	1	1	0
		PULASKI	2	0	2	1	0
		RUSSELL	6	13	21	42	0
		Total	11	18	33	51	0
	Green Hill Rehabilitation and Care	ADAIR	4	10	3	3	0
		GREEN	1	10	11	24	0
		HARDIN	0	0	1	1	0
		LARUE	0	1	0	0	0
		MARION	0	0	1	0	0
		METCALFE	0	1	0	0	0
		Other	1	1	1	0	0
		RUSSELL	0	0	1	0	0
		TAYLOR	3	7	10	11	0
		Total	9	30	28	39	0
	Hicks' Golden Years Nursing Home	CLINTON	0	0	2	1	0
		FAYETTE	0	0	0	1	0
		MCCREARY	0	0	0	1	0
		PULASKI	1	1	4	1	0
		RUSSELL	1	0	0	0	0
		WAYNE	11	4	14	17	0
		Total	13	5	20	21	0
	Lake Cumberland Regional Hospital	PULASKI	0	1	5	3	0
		RUSSELL	0	1	1	0	0
		Total	0	2	6	3	0
	Liberty Care and Rehabilitation Center	ADAIR	0	1	1	1	0
		BOYLE	0	0	0	1	0

2018 ANNUAL KENTUCKY LONG TERM CARE UTILIZATION AND SERVICE REPORT

**Table 30 - Kentucky Long Term Care Facility Patient Origin for Ending Census
Facility ADD and Facility by Patient County of Residence**

ADD	Facility Name	Patient County	Under 65	65-74	75-84	Over 85	Unknown
		CASEY	2	16	6	43	0
		GARRARD	0	0	0	1	0
		LINCOLN	0	0	1	1	0
		MARION	0	1	0	0	0
		METCALFE	0	0	1	0	0
		PULASKI	1	1	1	1	0
		RUSSELL	1	1	1	2	0
		TAYLOR	1	0	0	1	0
		WAYNE	0	0	0	1	0
		Total	5	20	11	52	0
	Signature Healthcare At Summit Manor Rehab	ADAIR	7	17	35	23	0
		CUMBERLAND	1	0	0	1	0
		GREEN	0	1	0	0	0
		RUSSELL	1	0	0	3	0
		TAYLOR	1	0	2	5	0
		Total	10	18	37	32	0
	Signature Healthcare of McCreary County Rehab	MCCREARY	2	6	12	20	0
		PULASKI	4	1	3	6	0
		TN	0	0	0	1	0
		WHITLEY	2	0	0	0	0
		Total	8	7	15	27	0
	Somerset Nursing and Rehabilitation Facility	CASEY	0	0	1	0	0
		CLARK	0	1	0	0	0
		GRANT	0	0	1	0	0
		HARDIN	0	1	0	0	0
		LINCOLN	0	1	0	0	0
		MCCREARY	0	0	0	1	0
		OH	0	0	0	1	0
		PULASKI	5	15	35	39	0
		ROCKCASTLE	0	0	0	1	0
		RUSSELL	0	0	1	0	0
		WAYNE	0	0	1	4	0
		Total	5	18	39	46	0

2018 ANNUAL KENTUCKY LONG TERM CARE UTILIZATION AND SERVICE REPORT

**Table 30 - Kentucky Long Term Care Facility Patient Origin for Ending Census
Facility ADD and Facility by Patient County of Residence**

ADD	Facility Name	Patient County	Under 65	65-74	75-84	Over 85	Unknown
	Somerview Personal Care Home	PULASKI	0	0	0	0	0
		Total	0	0	0	0	0
	Somerwoods Nursing and Rehabilitation	CLINTON	1	0	0	0	0
		LAUREL	0	1	4	2	0
		LINCOLN	0	1	0	0	0
		MCCREARY	0	1	2	0	0
		PULASKI	16	17	23	50	0
		RUSSELL	1	2	1	0	0
		WAYNE	0	3	3	2	0
		Total	18	25	33	54	0
	The Grandview Nursing and Rehabilitation Facility	ADAIR	1	0	1	2	0
		GRAYSON	0	0	0	3	0
		MARION	0	1	0	0	0
		TAYLOR	1	2	15	25	0
		Total	2	3	16	30	0
		ADD:14 Total	108	192	329	464	0
ADD: 15 - Bluegrass							
	Berea Health and Rehabilitation	CLARK	0	0	1	0	0
		FAYETTE	0	1	0	2	0
		FLEMING	0	0	0	1	0
		GARRARD	0	0	0	1	2
		JACKSON	0	1	2	1	0
		LAUREL	1	0	0	1	0
		LESLIE	0	0	0	1	0
		LINCOLN	0	0	1	0	0
		MADISON	6	5	6	13	0
		MARTIN	0	0	0	1	0
		Other	2	2	10	7	0
		OWSLEY	0	0	1	0	0
		PERRY	1	0	0	0	0
		PULASKI	0	1	0	0	0

2018 ANNUAL KENTUCKY LONG TERM CARE UTILIZATION AND SERVICE REPORT

**Table 30 - Kentucky Long Term Care Facility Patient Origin for Ending Census
Facility ADD and Facility by Patient County of Residence**

ADD	Facility Name	Patient County	Under 65	65-74	75-84	Over 85	Unknown
		ROCKCASTLE	0	2	3	3	0
		WHITLEY	0	0	1	0	0
		Total	10	12	25	31	2
	Bluegrass Care and Rehabilitation Center	BOURBON	0	1	0	0	0
		CARTER	0	0	1	0	0
		FAYETTE	3	15	26	24	0
		FRANKLIN	0	1	0	0	0
		GRAYSON	1	0	0	0	0
		JEFFERSON	0	0	0	1	0
		JESSAMINE	2	5	4	2	0
		LEWIS	0	1	0	0	0
		MADISON	0	0	1	0	0
		Other	0	1	0	1	0
		OWEN	1	0	0	0	0
		POWELL	0	0	1	0	0
		PULASKI	0	1	1	0	0
		RUSSELL	0	2	0	0	0
		SHELBY	1	0	0	1	0
		Total	8	27	34	29	0
	Bourbon Heights	BATH	0	0	1	0	0
		BOURBON	3	8	15	10	0
		BREATHITT	0	0	0	1	0
		BRECKINRIDGE	0	0	0	1	0
		CLARK	0	1	1	0	0
		CLINTON	0	0	0	1	0
		FAYETTE	0	0	1	2	0
		FLEMING	0	0	0	1	0
		HARRISON	0	0	1	2	0
		IN	0	0	1	0	0
		JACKSON	0	0	1	0	0
		JEFFERSON	0	0	0	1	0
		KENTON	0	0	0	1	0
		KNOX	0	0	1	0	0
		LEE	0	0	1	0	0
		MADISON	0	0	1	0	0

2018 ANNUAL KENTUCKY LONG TERM CARE UTILIZATION AND SERVICE REPORT

**Table 30 - Kentucky Long Term Care Facility Patient Origin for Ending Census
Facility ADD and Facility by Patient County of Residence**

ADD	Facility Name	Patient County	Under 65	65-74	75-84	Over 85	Unknown
		MASON	0	0	1	1	0
		MCCRACKEN	0	0	0	1	0
		MONTGOMERY	0	0	1	1	0
		NICHOLAS	0	0	1	3	0
		OH	0	1	0	0	0
		Other	1	2	4	4	0
		PENDLETON	0	0	0	1	0
		PIKE	0	0	1	0	0
		POWELL	0	0	0	1	0
		ROBERTSON	0	0	1	0	0
		ROWAN	0	0	1	0	0
		SCOTT	0	0	0	1	0
		TN	0	1	1	0	0
		VA	0	0	0	1	0
		WOLFE	0	0	1	0	0
		WOODFORD	0	0	0	1	0
		WV	0	0	0	1	0
		Total	4	13	36	36	0
	Bradford Square Rehabilitation and Nursing Center						
		ANDERSON	0	3	0	5	0
		BOYLE	1	0	0	0	0
		CLARK	1	0	0	0	0
		FAYETTE	0	0	2	0	0
		FRANKLIN	0	15	38	14	0
		JEFFERSON	0	0	2	1	0
		JESSAMINE	0	0	0	2	0
		MERCER	0	2	0	0	0
		SCOTT	0	0	0	2	0
		SHELBY	0	0	4	0	0
		SPENCER	0	2	3	0	0
		TAYLOR	1	0	0	0	0
		WOODFORD	0	0	0	2	0
		Total	3	22	49	26	0
	Brookdale Richmond Place SNF						
		BATH	1	0	0	0	0
		CLARK	0	0	1	1	0
		FAYETTE	5	12	17	29	0

2018 ANNUAL KENTUCKY LONG TERM CARE UTILIZATION AND SERVICE REPORT

**Table 30 - Kentucky Long Term Care Facility Patient Origin for Ending Census
Facility ADD and Facility by Patient County of Residence**

ADD	Facility Name	Patient County	Under 65	65-74	75-84	Over 85	Unknown
		FRANKLIN	0	0	1	0	0
		HARRISON	0	1	0	0	0
		JESSAMINE	0	2	1	1	0
		LINCOLN	0	0	0	1	0
		MADISON	0	0	3	0	0
		PIKE	0	0	1	0	0
		SCOTT	0	1	1	0	0
		WOODFORD	0	1	0	0	0
		Total	6	17	25	32	0
	Cambridge Place	CLARK	1	3	2	0	0
		FAYETTE	8	15	15	16	0
		FRANKLIN	1	1	1	0	0
		HARLAN	0	0	1	0	0
		HARRISON	2	2	0	0	0
		JEFFERSON	1	0	0	0	0
		JESSAMINE	2	5	5	3	0
		KNOX	0	1	0	0	0
		MADISON	0	1	1	0	0
		SCOTT	2	0	1	2	0
		WOODFORD	1	2	3	2	0
		Total	18	30	29	23	0
	Cardinal Hill Rehab Unit	ANDERSON	0	2	0	0	0
		BELL	0	1	0	0	0
		BOURBON	0	1	2	0	0
		BOYLE	0	0	1	0	0
		FAYETTE	3	1	1	1	0
		FRANKLIN	0	0	1	2	0
		JESSAMINE	0	0	2	0	0
		LINCOLN	0	0	0	1	0
		MADISON	0	1	0	0	0
		MONTGOMERY	0	1	1	0	0
		OWSLEY	1	0	0	0	0
		PULASKI	0	1	0	0	0
		WOODFORD	0	1	0	0	0
		Total	4	9	8	4	0

2018 ANNUAL KENTUCKY LONG TERM CARE UTILIZATION AND SERVICE REPORT

**Table 30 - Kentucky Long Term Care Facility Patient Origin for Ending Census
Facility ADD and Facility by Patient County of Residence**

ADD	Facility Name	Patient County	Under 65	65-74	75-84	Over 85	Unknown
	Cedar Ridge Health Campus	BOURBON	0	2	1	3	0
		FAYETTE	0	0	1	2	0
		FLOYD	0	0	1	0	0
		HARRISON	1	2	6	23	0
		Other	0	0	1	0	0
		PENDLETON	0	0	0	5	0
		ROBERTSON	0	0	1	0	0
		SCOTT	0	0	0	2	0
		SHELBY	0	0	1	0	0
		Total	1	4	12	35	0
	Charleston Health Care Center	BOYLE	3	7	19	37	0
		CASEY	0	0	0	1	0
		ESTILL	0	0	1	0	0
		FAYETTE	0	2	1	1	0
		GARRARD	0	0	1	1	0
		JESSAMINE	0	0	0	1	0
		LEWIS	0	0	0	1	0
		LINCOLN	0	0	1	0	0
		MADISON	0	1	0	0	0
		MERCER	0	0	0	5	0
		PULASKI	0	0	1	0	0
		WASHINGTON	0	0	0	1	0
		Total	3	10	24	48	0
	Clark Regional Medical Center Transitional Care Unit	ANDERSON	0	0	1	0	0
		CLARK	3	1	6	7	0
		POWELL	0	0	1	0	0
		Total	3	1	8	7	0
	Danville Center For Health	BOYLE	6	9	13	14	0
		CASEY	0	1	3	3	0
		CLARK	0	0	0	1	0
		FAYETTE	1	1	2	0	0
		FRANKLIN	0	1	0	0	0
		GARRARD	0	0	2	1	0

2018 ANNUAL KENTUCKY LONG TERM CARE UTILIZATION AND SERVICE REPORT

**Table 30 - Kentucky Long Term Care Facility Patient Origin for Ending Census
Facility ADD and Facility by Patient County of Residence**

ADD	Facility Name	Patient County	Under 65	65-74	75-84	Over 85	Unknown
		JACKSON	0	1	0	0	0
		JESSAMINE	1	1	2	1	0
		LAUREL	0	0	0	2	0
		LINCOLN	3	2	7	5	0
		MADISON	1	2	1	0	0
		MERCER	1	0	5	4	0
		Other	0	1	0	1	0
		PULASKI	1	1	2	0	0
		ROCKCASTLE	0	0	1	0	0
		Total	14	20	38	32	0
	Diversicare of Nicholasville						
		CLARK	0	0	1	0	0
		CLAY	1	0	0	0	0
		FAYETTE	1	2	3	0	0
		FLEMING	0	0	1	0	0
		FLOYD	0	0	0	1	0
		FRANKLIN	0	0	1	0	0
		JEFFERSON	0	0	0	1	0
		JESSAMINE	2	8	19	14	0
		KENTON	0	0	1	0	0
		MADISON	1	0	0	0	0
		TAYLOR	0	1	0	0	0
		Total	5	11	26	16	0
	Dover Manor						
		BOURBON	0	3	4	2	0
		FAYETTE	1	0	4	1	0
		HARRISON	0	2	0	2	0
		SCOTT	0	6	18	37	0
		Total	1	11	26	42	0
	Edgemont Healthcare						
		BOURBON	2	0	1	0	0
		CLARK	0	1	0	0	0
		FAYETTE	4	2	4	0	0
		HARRISON	7	12	9	7	0
		KENTON	1	0	0	0	0
		SCOTT	1	0	2	0	0
		Total	15	15	16	7	0

2018 ANNUAL KENTUCKY LONG TERM CARE UTILIZATION AND SERVICE REPORT

**Table 30 - Kentucky Long Term Care Facility Patient Origin for Ending Census
Facility ADD and Facility by Patient County of Residence**

ADD	Facility Name	Patient County	Under 65	65-74	75-84	Over 85	Unknown
	Fountain Circle Care and Rehab Ctr	ANDERSON	0	0	0	1	0
		BATH	0	0	0	1	0
		BOURBON	0	0	0	1	0
		BRACKEN	0	1	0	0	0
		CLARK	16	23	15	18	0
		ELLIOTT	0	0	0	1	0
		ESTILL	0	0	2	0	0
		FAYETTE	6	7	8	4	0
		FLOYD	0	1	0	0	0
		FRANKLIN	0	0	1	0	0
		GREEN	0	0	0	1	0
		HARRISON	1	1	0	0	0
		JACKSON	0	0	1	0	0
		JEFFERSON	0	0	0	1	0
		JESSAMINE	0	0	0	1	0
		JOHNSON	0	1	0	0	0
		KENTON	1	0	0	0	0
		LINCOLN	0	0	1	0	0
		MADISON	0	1	1	3	0
		MCCREARY	1	0	0	0	0
		MONTGOMERY	1	1	1	2	0
		NICHOLAS	0	0	1	0	0
		Other	0	0	0	0	0
		POWELL	1	2	0	1	0
		PULASKI	0	1	0	1	0
		ROCKCASTLE	0	1	0	0	0
		ROWAN	1	0	0	0	0
		WAYNE	1	0	0	0	0
		WOODFORD	1	0	1	0	0
		Total	30	40	32	36	0
	Frankfort Care and Rehabilitation	ANDERSON	2	1	1	0	0
		BOURBON	1	0	0	0	0
		FAYETTE	1	2	2	2	0
		FRANKLIN	5	12	21	27	0
		HARDIN	0	1	0	0	0

2018 ANNUAL KENTUCKY LONG TERM CARE UTILIZATION AND SERVICE REPORT

**Table 30 - Kentucky Long Term Care Facility Patient Origin for Ending Census
Facility ADD and Facility by Patient County of Residence**

ADD	Facility Name	Patient County	Under 65	65-74	75-84	Over 85	Unknown
		LAUREL	1	0	0	0	0
		MERCER	0	0	1	0	0
		OHIO	0	0	1	0	0
		SCOTT	0	0	0	1	0
		SHELBY	0	0	1	1	0
		WOODFORD	1	1	1	0	0
		Total	11	17	28	31	0
	Grand Haven Nursing Home	ANDERSON	1	0	0	0	0
		BOURBON	1	0	1	1	0
		CARROLL	0	0	0	1	0
		DAVIESS	1	0	0	0	0
		FAYETTE	2	1	1	0	0
		FRANKLIN	1	0	0	0	0
		HARRISON	3	7	4	12	0
		KENTON	0	1	0	0	0
		MASON	0	1	0	0	0
		MONTGOMERY	1	0	0	0	0
		MORGAN	0	1	0	0	0
		NICHOLAS	1	0	0	0	0
		Other	0	0	0	1	0
		PENDLETON	0	0	0	1	0
		SCOTT	1	2	0	1	0
		WOODFORD	1	0	1	0	0
		Total	13	13	7	17	0
	Harrodsburg Health & Rehab Ctr	ANDERSON	0	1	0	0	0
		BOURBON	0	1	0	0	0
		BOYLE	2	3	5	3	0
		FAYETTE	2	2	2	1	0
		FRANKLIN	0	0	1	1	0
		JESSAMINE	0	2	0	2	0
		LINCOLN	0	0	2	1	0
		MADISON	0	1	0	0	0
		MERCER	6	8	27	14	0
		Other	0	0	1	3	0
		OWEN	0	0	0	1	0

2018 ANNUAL KENTUCKY LONG TERM CARE UTILIZATION AND SERVICE REPORT

**Table 30 - Kentucky Long Term Care Facility Patient Origin for Ending Census
Facility ADD and Facility by Patient County of Residence**

ADD	Facility Name	Patient County	Under 65	65-74	75-84	Over 85	Unknown
		ROCKCASTLE	0	1	0	0	0
		SCOTT	1	0	0	0	0
		TAYLOR	0	0	0	1	0
		WASHINGTON	0	1	2	0	0
		WOODFORD	0	1	1	0	0
		Total	11	21	41	27	0
	Irvine Nursing and Rehabilitation	CLARK	0	1	0	1	0
		ESTILL	6	8	19	18	0
		FAYETTE	2	0	0	0	0
		HARRISON	0	0	0	1	0
		IL	1	0	0	0	0
		JACKSON	1	1	1	3	0
		JOHNSON	0	0	0	1	0
		LEE	1	0	1	1	0
		MADISON	2	6	1	0	0
		OLDHAM	0	0	1	0	0
		Other	0	0	0	0	0
		PIKE	0	1	0	0	0
		POWELL	0	1	0	1	0
		ROWAN	0	0	1	0	0
		RUSSELL	1	0	0	0	0
		WARREN	1	0	0	0	0
		WOLFE	0	0	1	0	0
		Total	15	18	25	26	0
	Johnson Mathers Nursing Home	BATH	0	0	1	0	0
		BOURBON	1	2	3	5	0
		BOYD	0	1	0	0	0
		BRACKEN	1	0	0	0	0
		FAYETTE	1	0	2	4	0
		FLEMING	0	1	2	0	0
		GREENUP	0	1	0	0	0
		HARRISON	4	2	4	2	0
		JESSAMINE	0	0	0	1	0
		KENTON	0	0	0	1	0
		MONTGOMERY	1	0	0	2	0

2018 ANNUAL KENTUCKY LONG TERM CARE UTILIZATION AND SERVICE REPORT

**Table 30 - Kentucky Long Term Care Facility Patient Origin for Ending Census
Facility ADD and Facility by Patient County of Residence**

ADD	Facility Name	Patient County	Under 65	65-74	75-84	Over 85	Unknown
		MORGAN	0	0	1	0	0
		NICHOLAS	2	10	14	17	0
		ROBERTSON	0	1	0	1	0
		SCOTT	0	0	0	1	0
		Total	10	18	27	34	0
	Kenwood Health and Rehabilitation Center						
		CLARK	1	1	1	1	0
		FAYETTE	0	1	1	0	0
		GARRARD	0	1	0	1	0
		HARRISON	0	0	0	1	0
		JACKSON	0	1	0	1	0
		LEE	0	0	1	0	0
		MADISON	5	10	22	28	0
		Total	6	14	25	32	0
	Landmark of Lancaster Rehabilitation and Nursing						
		BOYLE	2	2	2	2	0
		GARRARD	8	6	12	26	0
		JESSAMINE	0	2	1	3	0
		KENTON	0	1	0	0	0
		LINCOLN	2	4	3	5	0
		MADISON	1	2	1	1	0
		OH	0	0	0	0	0
		ROCKCASTLE	0	1	1	0	0
		RUSSELL	0	0	1	0	0
		TN	0	0	1	0	0
		Total	13	18	22	37	0
	Lexington Country Place						
		BOURBON	1	1	0	0	0
		CASEY	0	0	1	0	0
		FAYETTE	3	5	14	49	0
		JESSAMINE	0	0	0	2	0
		LAUREL	0	0	1	0	0
		MADISON	0	0	1	0	0
		SHELBY	0	0	0	1	0
		WOODFORD	0	0	1	3	0
		Total	4	6	18	55	0

2018 ANNUAL KENTUCKY LONG TERM CARE UTILIZATION AND SERVICE REPORT

**Table 30 - Kentucky Long Term Care Facility Patient Origin for Ending Census
Facility ADD and Facility by Patient County of Residence**

ADD	Facility Name	Patient County	Under 65	65-74	75-84	Over 85	Unknown
	Madison Health and Rehabilitation Center	CLARK	0	1	1	0	0
		ESTILL	1	1	2	1	0
		FAYETTE	2	3	4	2	0
		FRANKLIN	0	0	0	1	0
		GARRARD	0	0	1	0	0
		JACKSON	1	0	0	1	0
		JESSAMINE	0	1	0	0	0
		MADISON	7	11	20	13	0
		PULASKI	1	1	0	0	0
		ROCKCASTLE	1	2	4	0	0
		Total	13	20	32	18	0
	Mayfair Manor	BOURBON	0	1	0	0	0
		BOYLE	0	0	1	0	0
		CLARK	0	1	0	1	0
		FAYETTE	9	8	20	31	0
		JEFFERSON	0	1	0	0	0
		JESSAMINE	1	1	1	2	0
		LETCHER	0	0	1	0	0
		MADISON	1	0	0	1	0
		MONTGOMERY	0	1	1	0	0
		OH	0	1	0	0	0
		Other	0	1	0	0	0
		ROWAN	0	0	1	0	0
		Total	11	15	25	35	0
	Northpoint Lexington Healthcare Center	BOONE	0	0	1	0	0
		BOURBON	1	0	0	1	0
		BOYLE	0	1	0	0	0
		CLARK	1	2	2	1	0
		FAYETTE	11	11	35	39	0
		FLOYD	0	1	0	0	0
		FRANKLIN	0	1	0	2	0
		GARRARD	0	0	1	0	0
		HARDIN	0	1	0	0	0
		HARRISON	1	0	0	0	0

2018 ANNUAL KENTUCKY LONG TERM CARE UTILIZATION AND SERVICE REPORT

**Table 30 - Kentucky Long Term Care Facility Patient Origin for Ending Census
Facility ADD and Facility by Patient County of Residence**

ADD	Facility Name	Patient County	Under 65	65-74	75-84	Over 85	Unknown
		JEFFERSON	1	0	0	0	0
		JESSAMINE	1	0	5	4	0
		MADISON	0	1	2	1	0
		MASON	0	0	1	0	0
		MONTGOMERY	0	0	1	1	0
		OH	1	0	0	0	0
		PERRY	0	1	0	0	0
		POWELL	1	0	0	0	0
		PULASKI	0	0	1	0	0
		ROCKCASTLE	1	0	0	0	0
		SCOTT	0	1	0	2	0
		WHITLEY	0	0	1	0	0
		WOODFORD	0	0	0	1	0
		Total	19	20	50	52	0
	Providence Homestead	ANDERSON	0	0	0	1	0
		BOURBON	0	1	0	2	0
		BOYD	0	0	0	1	0
		CARTER	0	0	1	0	0
		CLARK	1	0	0	0	0
		CLAY	0	0	0	1	0
		FAYETTE	7	22	24	32	0
		FRANKLIN	0	2	2	0	0
		HARRISON	0	0	1	0	0
		JEFFERSON	0	0	1	1	0
		JESSAMINE	0	1	5	3	0
		LEWIS	0	0	0	1	0
		LINCOLN	0	1	0	0	0
		MADISON	0	0	2	0	0
		MONTGOMERY	0	0	0	1	0
		NELSON	0	0	1	0	0
		Other	0	1	0	1	0
		PIKE	0	0	1	0	0
		PULASKI	0	1	0	0	0
		ROBERTSON	1	0	0	0	0

2018 ANNUAL KENTUCKY LONG TERM CARE UTILIZATION AND SERVICE REPORT

**Table 30 - Kentucky Long Term Care Facility Patient Origin for Ending Census
Facility ADD and Facility by Patient County of Residence**

ADD	Facility Name	Patient County	Under 65	65-74	75-84	Over 85	Unknown
		TN	0	1	0	0	0
		WOODFORD	0	0	4	6	0
		Total	9	30	42	50	0
	Providence Pine Meadows	CLARK	1	0	0	2	0
		FAYETTE	17	15	19	38	0
		FRANKLIN	0	2	0	0	0
		HARRISON	0	0	1	0	0
		JEFFERSON	0	1	0	0	0
		JESSAMINE	0	0	2	1	0
		MERCER	1	0	0	0	0
		NICHOLAS	0	0	1	0	0
		SCOTT	0	2	1	1	0
		TN	0	0	0	1	0
		WOODFORD	0	0	2	0	0
		Total	19	20	26	43	0
	Rose Manor Health Care	BOURBON	0	0	1	0	0
		CLARK	0	4	0	6	0
		FAYETTE	0	2	4	11	0
		Other	0	0	0	3	0
		SCOTT	0	0	1	0	0
		TAYLOR	0	0	1	0	0
		Total	0	6	7	20	0
	Sayre Christian Village Nursing Home	CLARK	0	0	1	3	0
		FAYETTE	2	7	20	69	0
		FLOYD	0	0	0	1	0
		FRANKLIN	0	0	2	0	0
		GARRARD	0	0	1	0	0
		HARRISON	0	0	0	1	0
		JESSAMINE	1	0	0	3	0
		MADISON	0	0	1	0	0
		OLDHAM	0	0	1	0	0
		POWELL	0	0	0	1	0
		PULASKI	0	0	0	1	0

2018 ANNUAL KENTUCKY LONG TERM CARE UTILIZATION AND SERVICE REPORT

**Table 30 - Kentucky Long Term Care Facility Patient Origin for Ending Census
Facility ADD and Facility by Patient County of Residence**

ADD	Facility Name	Patient County	Under 65	65-74	75-84	Over 85	Unknown
		SCOTT	0	1	0	0	0
		Total	3	8	26	79	0
	Signature Healthcare at Heritage Hall Rehab	ANDERSON	3	5	12	20	0
		BELL	0	1	0	0	0
		BOYD	0	0	1	2	0
		FAYETTE	1	0	1	1	0
		FRANKLIN	6	3	7	8	0
		JEFFERSON	0	0	1	1	0
		JESSAMINE	2	0	0	0	0
		MERCER	1	0	3	1	0
		OH	0	1	0	0	0
		WASHINGTON	1	0	0	2	0
		WOODFORD	0	2	2	0	0
		Total	14	12	27	35	0
	Signature Healthcare At Tanbark Rehab	BELL	0	0	0	1	0
		CLARK	0	1	0	0	0
		FAYETTE	1	3	5	11	0
		FRANKLIN	0	0	0	1	0
		JESSAMINE	0	1	1	0	0
		MERCER	0	0	1	0	0
		MORGAN	0	0	1	0	0
		Total	1	5	8	13	0
	Signature Healthcare of Georgetown	BOURBON	0	2	1	0	0
		FAYETTE	2	2	1	4	0
		FRANKLIN	2	1	0	1	0
		HARRISON	0	0	1	0	0
		JESSAMINE	0	1	0	0	0
		MADISON	0	1	0	0	0
		SCOTT	2	5	13	16	0
		WHITLEY	0	1	0	0	0
		WOODFORD	0	0	1	0	0
		Total	6	13	17	21	0
	Stanford Care and Rehab	BOYLE	1	4	5	4	0

2018 ANNUAL KENTUCKY LONG TERM CARE UTILIZATION AND SERVICE REPORT

**Table 30 - Kentucky Long Term Care Facility Patient Origin for Ending Census
Facility ADD and Facility by Patient County of Residence**

ADD	Facility Name	Patient County	Under 65	65-74	75-84	Over 85	Unknown
		CASEY	0	0	1	0	0
		CLARK	1	0	0	0	0
		CLAY	0	1	0	0	0
		FAYETTE	2	0	0	1	0
		GARRARD	0	0	3	3	0
		HARDIN	0	0	0	1	0
		HARRISON	0	1	0	0	0
		JACKSON	1	0	1	0	0
		JESSAMINE	1	0	1	0	0
		LINCOLN	5	9	21	26	0
		MADISON	1	2	0	0	0
		MARION	0	1	1	0	0
		MERCER	0	0	0	1	0
		OH	0	0	1	0	0
		PULASKI	1	7	2	2	0
		ROCKCASTLE	1	0	4	1	0
		TN	0	1	0	0	0
		WAYNE	1	0	0	0	0
		Total	15	26	40	39	0
	Stanton Nursing and Rehabilitation Center						
		BOYD	0	0	0	0	0
		CLARK	0	2	2	4	0
		ESTILL	3	1	4	0	0
		FAYETTE	1	0	1	0	0
		JACKSON	1	0	0	0	0
		LEE	1	0	0	0	0
		MADISON	1	2	1	0	0
		MENIFEE	0	0	1	0	0
		MONTGOMERY	0	1	4	1	0
		POWELL	7	11	11	10	0
		ROWAN	0	0	1	0	0
		WOLFE	2	0	0	0	0
		Total	16	17	25	15	0
	Taylor Manor Nursing Home						
		ANDERSON	0	1	1	1	0
		FAYETTE	0	0	1	14	0
		FRANKLIN	0	1	3	2	0

2018 ANNUAL KENTUCKY LONG TERM CARE UTILIZATION AND SERVICE REPORT

**Table 30 - Kentucky Long Term Care Facility Patient Origin for Ending Census
Facility ADD and Facility by Patient County of Residence**

ADD	Facility Name	Patient County	Under 65	65-74	75-84	Over 85	Unknown
		JEFFERSON	0	0	0	1	0
		JESSAMINE	0	0	0	1	0
		KENTON	0	0	0	1	0
		OH	0	0	0	1	0
		WOODFORD	0	1	2	13	0
		Total	0	3	7	34	0
	Telford Terrace	MADISON	0	1	0	0	0
		Total	0	1	0	0	0
	The Homeplace At Midway	BOONE	0	0	0	1	0
		FAYETTE	0	1	3	4	0
		FLEMING	0	0	1	0	0
		FRANKLIN	0	0	0	1	0
		JEFFERSON	0	0	1	1	0
		JESSAMINE	0	0	0	1	0
		Other	0	0	1	1	0
		SCOTT	0	0	1	2	0
		VA	0	0	2	0	0
		WOODFORD	1	0	1	0	0
		Total	1	1	10	11	0
	The Terrace Nursing and Rehabilitation	BOYD	0	0	0	1	0
		CLARK	0	0	1	1	0
		ESTILL	0	0	1	3	0
		FAYETTE	0	1	0	2	0
		FLOYD	0	0	0	1	0
		GARRARD	1	0	0	1	0
		HARLAN	0	0	1	0	0
		JACKSON	0	0	4	1	0
		LINCOLN	1	0	1	1	0
		MADISON	2	5	16	26	0
		Other	0	1	1	1	0
		OWSLEY	0	0	0	1	0
		PULASKI	0	0	2	2	0
		ROCKCASTLE	0	1	5	9	0
		SCOTT	0	0	0	1	0

2018 ANNUAL KENTUCKY LONG TERM CARE UTILIZATION AND SERVICE REPORT

**Table 30 - Kentucky Long Term Care Facility Patient Origin for Ending Census
Facility ADD and Facility by Patient County of Residence**

ADD	Facility Name	Patient County	Under 65	65-74	75-84	Over 85	Unknown
		WHITLEY	1	0	0	0	0
		Total	5	8	32	51	0
	The Willows At Fritz Farm	BOYLE	0	0	1	0	0
		FAYETTE	3	2	1	23	0
		FRANKLIN	0	1	1	1	0
		IN	0	0	0	1	0
		JESSAMINE	0	0	3	5	0
		LINCOLN	0	0	0	1	0
		MADISON	0	0	1	0	0
		MCCRACKEN	0	0	0	1	0
		SCOTT	0	0	0	1	0
		WOODFORD	0	0	1	0	0
		Total	3	3	8	33	0
	The Willows at Hamburg	BOURBON	0	0	0	1	0
		BOYD	1	0	0	1	0
		CLARK	0	0	1	0	0
		FAYETTE	0	3	6	20	0
		FRANKLIN	0	0	0	1	0
		GARRARD	0	0	1	0	0
		JEFFERSON	0	0	1	0	0
		JESSAMINE	0	1	0	2	0
		LAUREL	0	0	1	0	0
		MADISON	0	0	1	0	0
		MONTGOMERY	0	0	1	0	0
		Other	0	0	1	2	0
		SCOTT	0	1	0	2	0
		WOODFORD	0	0	0	2	0
		WV	0	0	0	1	0
		Total	1	5	13	32	0
	The Willows at Harrodsburg	ANDERSON	0	1	1	1	0
		BOYLE	0	0	3	10	0
		BULLITT	0	0	0	1	0
		CASEY	0	0	1	0	0
		FRANKLIN	0	0	1	0	0

2018 ANNUAL KENTUCKY LONG TERM CARE UTILIZATION AND SERVICE REPORT

**Table 30 - Kentucky Long Term Care Facility Patient Origin for Ending Census
Facility ADD and Facility by Patient County of Residence**

ADD	Facility Name	Patient County	Under 65	65-74	75-84	Over 85	Unknown
		LINCOLN	0	0	1	0	0
		MARION	1	0	0	0	0
		MERCER	2	3	3	8	0
		WASHINGTON	1	0	1	0	0
		Total	4	4	11	20	0
	Thomson Hood Veterans Center	ADAIR	0	0	0	1	0
		ANDERSON	0	2	0	2	0
		BARREN	0	0	0	1	0
		BOONE	1	0	0	0	0
		BOURBON	0	1	1	0	0
		BOYD	0	0	0	1	0
		BOYLE	1	1	0	1	0
		BULLITT	0	1	0	0	0
		CAMPBELL	0	0	0	1	0
		CLARK	1	0	0	1	0
		ESTILL	0	0	0	1	0
		FAYETTE	2	11	11	32	0
		FLEMING	0	0	0	2	0
		FRANKLIN	1	0	2	3	0
		GARRARD	0	0	0	1	0
		GRANT	0	0	0	2	0
		GRAYSON	1	0	0	0	0
		GREENUP	0	0	1	0	0
		HARDIN	1	0	0	1	0
		HENRY	0	1	1	0	0
		JEFFERSON	1	2	1	0	0
		JESSAMINE	1	5	3	6	0
		KENTON	0	0	0	2	0
		LAUREL	0	0	0	1	0
		LEE	0	0	0	1	0
		LINCOLN	0	0	0	1	0
		LIVINGSTON	0	0	0	1	0
		MADISON	0	1	2	2	0
		MAGOFFIN	0	0	0	1	0
		MARION	0	1	0	0	0
		MARSHALL	0	0	1	0	0

2018 ANNUAL KENTUCKY LONG TERM CARE UTILIZATION AND SERVICE REPORT

**Table 30 - Kentucky Long Term Care Facility Patient Origin for Ending Census
Facility ADD and Facility by Patient County of Residence**

ADD	Facility Name	Patient County	Under 65	65-74	75-84	Over 85	Unknown
		MERCER	0	0	1	1	0
		MONTGOMERY	0	1	0	3	0
		NELSON	0	1	0	2	0
		NICHOLAS	0	0	0	1	0
		OH	0	0	2	0	0
		OWSLEY	0	0	1	0	0
		PULASKI	0	0	1	1	0
		ROCKCASTLE	0	0	0	1	0
		SCOTT	0	2	0	1	0
		TN	0	1	0	0	0
		WASHINGTON	0	1	0	0	0
		WOODFORD	0	2	1	3	0
		Total	10	34	29	78	0
	Wesley Village	JESSAMINE	0	0	1	0	0
		Total	0	0	1	0	0
	Willows at Citation	BOURBON	0	0	0	1	0
		BOYLE	0	1	0	1	0
		FAYETTE	3	3	7	12	0
		FRANKLIN	1	0	1	0	0
		GREEN	0	0	0	1	0
		HARRISON	0	0	1	1	0
		JEFFERSON	0	0	0	1	0
		JESSAMINE	0	0	0	1	0
		MADISON	1	0	0	0	0
		NICHOLAS	0	0	0	1	0
		SCOTT	0	0	3	7	0
		WOODFORD	0	1	1	0	0
		Total	5	5	13	26	0
		ADD:15 Total	363	623	1,030	1,368	2
	State Total		3,254	4,342	6,686	7,881	391

Kentucky Annual Long-Term Care Services Report



Section VII Notes

2018 ANNUAL KENTUCKY LONG TERM CARE UTILIZATION AND SERVICE REPORT

Table 31 - Long Term Care - Comments Section

License	Facility	Page	Comments
100947	Atria Blankenbaker	LTCPCComment	Atria did not have any residents with an SMI in 2018.
100947	Atria Blankenbaker	LTCResidentActivity	We do not use all the licensed beds as our apartments can accommodate up to 2 people depending on the size, married couples and sometimes roommates. When those situations arise we keep the extra beds for that option.
100728	Baptist Health Madisonville	LTCResidentActivity	Unit has been temporarily closed.
100766	Baptist Health Paducah	LTCResidentActivity	Unit has been temporarily closed.
100891	Belmont Village	LTCPCComment	Reference license beds in operation - depending on the configuration of the apartments purchased apartments can be configured to have an additional private room. Belmont Village did not have any resident that met the SMI criteria in 2018.
100087	Bishop Soenneker Home	LTCResidentActivity	We have total of 66 bed. but 16 beds was in storage due to 16 residents paying for private rooms.
101294	Bluegrass Way	LTCPCComment	Bluegrass Way did not have any residents with SMI for 2018.
101294	Bluegrass Way	LTCResidentActivity	Inadvertently did not complete survey for 2017.
100024	Bourbon Heights	LTCPCComment	No SMI.
100039	Bracken County Nursing and Rehabilitation Center	LTC Census Origin	Pike County Mississippi.
100039	Bracken County Nursing and Rehabilitation Center	LTCICFComment	None on waiting list.
100334	Brandenburg Nursing and Rehabilitation	LTCResidentActivity	Brandenburg Nursing and Rehabilitation did not have any Personal Care residents during 2018.
101101	Breckinridge Place	LTC Census Origin	Las Vegas, NV
101101	Breckinridge Place	LTCPCComment	Breckinridge Place did not have any residents that met SMI criteria in 2018.
101101	Breckinridge Place	LTCResidentActivity	Personal Care unit was delicensed effective 10/31/2018. Nursing Home Unit added 2 beds effective 11/01/2018, for a total of 8.
101175	Bridgepointe At Ashgrove Woods	LTCPCComment	Bridgepointe at Ashgrove Woods did not have any residents that met the SMI definition in 2018.
100903	Brookdale Edgewood	LTCPCComment	Brookdale Edgewood had no residents with SMI.
100903	Brookdale Edgewood	LTCResidentActivity	18 beds not in use due to Brookdale Edgewood has only private rooms.
100553	Brookdale Richmond Place	LTCICFComment	Brookdale Richmond Place personal home does not have ICF.
100553	Brookdale Richmond Place	LTCPCComment	Brookdale Richmond Place personal care home does not have any residents with SMI.
100553	Brookdale Richmond Place	LTCResidentActivity	Brookdale Richmond Place personal care home did not have any residents with SMI during the reporting year.

2018 ANNUAL KENTUCKY LONG TERM CARE UTILIZATION AND SERVICE REPORT

Table 31 - Long Term Care - Comments Section

License	Facility	Page	Comments
101104	Brookdale Stonestreet	LTCCensusAge	As requested, I have included all admissions.
101104	Brookdale Stonestreet	LTCPCComment	No Residents with Serious Mental Illness.
100082	Carmel Home	LTCPCComment	Carmel Home had no residents with SMI.
100056	Carmel Manor	LTCResidentActivity	Number of beds in use varies from licensed PC beds due to lack of referrals and decreased census.
100450	Cedar Lake Lodge	LTCICFComment	We do not have any individuals ready for transition within our facility at this time.
101119	Cedar Lake Lodge Park Place I	LTCICFComment	Cedar Lake Lodge Park Place I did not have any individuals ready to transition due to medical needs.
101120	Cedar Lake Lodge Park Place II	LTCICFComment	Cedar Lake Park Place did not have any individuals ready to transition due to medical conditions.
101246	Cedar Lake Lodge Sycamore Run I	LTCICFComment	Cedar Lake Lodge Sycamore Run I did not have any individuals ready to transition due to medical needs.
101247	Cedar Lake Lodge Sycamore Run II	LTCICFComment	Cedar Lake Lodge Sycamore Run II did not have any individuals ready to transition due to medical needs.
100751	Cedar Ridge Health Campus	LTCPCComment	Did not have any residents with a serious mental condition.
100751	Cedar Ridge Health Campus	LTCResidentActivity	Personal Care: 26 beds from January to July 8, 2018. 39 beds from July 9, 2018 forward.
100540	Christian Health Center - Corbin	LTCPCComment	We had a total of 2 residents in our personal care rooms during 2018. There is now only 1 resident in a personal care bed. This resident admitted into the pc bed on 4/20/2018 and she does have a SMI and is receiving state supp.
100691	Christian Health Center, Bowling Green	LTCPCComment	Christian Health Center of Bowling Green, KY did not have any residents that met the SMI criteria in 2018.
100486	Christian Health Center, Hopkinsville	LTCCensusAge	61-Resident involved in an MVA in her teens, resulting in a TBI, requires total assistance with ADLs and tube feed. 62-Diagnosed with early onset cerebellar ataxia, has multiple contractures causing incoordination, requires assistance with all ADLs.
100180	Clinton Hickman County Nursing Facility	LTCPCComment	Clinton Hickman Co. Nursing Facility did not have any residents that met SMI criteria in 2018.
100181	Clinton Place	LTCPCComment	We have no PC residents with SMI.
100405	Colonial Center	LTCPCComment	No residents with SMI other than dementia and/or alzheimer's disease.
100945	Colonial Gardens	LTCPCComment	Colonial Gardens did not have any residents who met the SMI criteria in 2018.
100267	Covington Ladies Home	LTCPCComment	No residents with SMI.
100267	Covington Ladies Home	LTCResidentActivity	We remain licensed for 32 beds. However, we are temporarily using only up to 24 beds since 2017. Prior to that we were using 25 beds but converted one room to a chapel. We do not have any patients or clients with SMI.

2018 ANNUAL KENTUCKY LONG TERM CARE UTILIZATION AND SERVICE REPORT

Table 31 - Long Term Care - Comments Section

License	Facility	Page	Comments
100079	Crittenden County Health and Rehabilitation Center	LTCResidentActivity	No admission to PC in 2018.
100471	Cumberland Valley Manor	LTCCensusOrigin	Louisanna
100471	Cumberland Valley Manor	LTCPCComment	No longer have PC Beds.
101283	Dominion Senior Living of Richmond	LTCPCComment	Dominion Senior Living of Richmond did not have any residents who met the SMI criteria in 2018.
101283	Dominion Senior Living of Richmond	LTCResidentActivity	Data was inadvertently not reported for 2017, so beginning census was 24 for 2018.
100480	Dover Manor	LTCPCComment	NO PERSONAL CARE RESIDENTS.
100205	Eastern Star Home in KY	LTCPCComment	Eastern Star Home did not have any residents with an SMI in 2018.
101245	Eastern State Hosp Long Term Acquired Brain Injury	LTCCensusAge	Facility closed on 7/25/2018.
101245	Eastern State Hosp Long Term Acquired Brain Injury	LTCCensusOrigin	Facility closed on July 25, 2018.
100166	Edgemont Healthcare	LTCResidentActivity	We have always had 68 licensed beds. Starting number in licensed bed category was incorrect.
100700	Edgewood Estates	LTCPCComment	No PC residents with SMI.
100680	Edmonson Center	LTCPCComment	Edmonson Center did not have any residents that met SMI criteria.
100161	Elizabethtown Nursing and Rehab	LTCPCComment	Facility does not have personal care beds.
101299	Emerald Trace	LTCPCComment	Emerald Trace had no residents with an SMI in 2018.
100710	Ephraim McDowell Regional Medical Center	LTCResidentActivity	The 25 beds are still licensed, but are not in operation at this time.
100203	Episcopal Church Home	LTCPCComment	ECH does not have any resident who meet the SMI criteria.
101278	Exceptional Senior Living - Prospect	LTCPCComment	Exceptional Senior Living did not have any residents that met the SMI criteria for 2018 calendar year.
101278	Exceptional Senior Living - Prospect	LTCResidentActivity	We began operation in 2017. A survey was not inadvertently not submitted in 2017.
100148	Fern Terrace of Mayfield	LTCResidentActivity	Lic beds are 140. 4 of the rooms are counted for the learning center giving us 136 in operation however those can be converted back to rooms if need be.
101270	Forest Hills Commons	LTCPCComment	Forest Hills Commons did not have anyone with SMI diagnosis.
101222	Forest Springs Health Campus	LTCPCComment	No residents in the facility in 2018 had SMI.
100155	Frasure's Personal Care Home	LTCResidentActivity	Frasure's Personal Care, Inc is licensed for 61 beds, 61 x 365 is 22,265.
100355	Friendship Manor Nursing Home	LTCResidentActivity	The semi-private room was used as a private short term rehab in 2018. In 2019 it was converted back to a semi-private room.
100887	Gaither Suites at West Park	LTCPCComment	Gaither Suites at West Park did not have any residents with SMI in 2018.

2018 ANNUAL KENTUCKY LONG TERM CARE UTILIZATION AND SERVICE REPORT

Table 31 - Long Term Care - Comments Section

License	Facility	Page	Comments
101231	Gardens At Hickory Woods	LTCPCComment	Gardens at Hickory Woods did not have any residents that met criteria for SMI for 2018.
100483	Glasgow State Nursing Facility	LTCResidentActivity	The number of beds in operation differs from the number of licensed beds due to one unit containing 25 beds not being open.
100729	Glen Ridge Health Campus	LTCPCComment	PC not opened yet.
100274	Golden Years Rest Home	LTCICFComment	We have a medical doctor and a psychiatrist that visits this facility every other week to treat all clients , Mountain Comp has an office on site that offers Case Management and Therapy to the clients that refuse to leave the facility.
100274	Golden Years Rest Home	LTCPCComment	We have multiple patients that have been here since the early 80's who refuse to move anywhere. We have some patients that refuse to go to medical appointments due to they are afraid they will not be allowed to return. We have patients that have left and tried living on their own and returned because they say this is more home than anywhere and they love it here.
100150	Grayson Manor	LTCPCComment	Grayson Manor had no residents with an SMI in 2018.
100152	Green Hill Rehabilitation and Care	LTCCensusOrigin	Other- Fulton Co. GA, Kansas, and Phillipines.
101321	Hallmark House Louisville II	LTCPCComment	Hallmark House did not have any residents with an SMI in 2018.
101321	Hallmark House Louisville II	LTCResidentActivity	Hallmark House had a provisional license in 2017 and survey was not available for 2018.
100033	Hamilton's Personal Care Home	LTCResidentActivity	Some beds are not in operation because of residents paying for private rooms.
100336	Harper's Home for the Aged	LTCPCComment	Harper's Home for the Aged did not have any residents during 2018 that met the SMI criteria.
100211	Hazelwood Center	LTCResidentActivity	We are licensed for 201 beds, we currently have a bed capacity of 116. Due to renovations and moving offices into main building our bedrooms availability has decreased over the past several years.
100485	Hicks' Golden Years Nursing Home	LTCPCComment	We had no resident that met the SMI criteria in 2018.
100218	Highlands Nursing and Rehabilitation Center (Louis	LTCPayorSource	Other includes: private managed, Medicaid pending, hospice, Medicaid denial, and Medicaid deviations.
100726	Highlands Regional Medical Center (Prestonsburg)	LTCResidentActivity	All 18 beds are still licensed but not operational.
100437	Irvine Nursing and Rehabilitation	LTCPCComment	No residents with SMI.
100935	Ivy Knoll	LTCPayorSource	Other patient days refers to residents on state SSP program.
100222	Jeffersontown Rehabilitation	LTCResidentActivity	Ending census 77 with 1 in the hospital with bed hold.
100032	King's Daughters And Sons Home	LTCPCComment	King's Daughters And Sons Home did not have any residents that met the SMI criteria in 2018.

2018 ANNUAL KENTUCKY LONG TERM CARE UTILIZATION AND SERVICE REPORT

Table 31 - Long Term Care - Comments Section

License	Facility	Page	Comments
100208	Landmark of Iroquois Park and Nursing Center	LTCResidentActivity	2 rooms were turned into private rooms, therefore 2 of the licensed beds are not being utilized at this time.
101200	Lantern at Morning Pointe Alz and Memory Care	LTCPCComment	The Lantern at Morning Pointe did not have any residents during 2018 that met SMI criteria.
101330	Legacy Reserve at Fritz Farm	LTCPCComment	Legacy Reserve at Fritz Farm that meet SMI criteria in 2018.
101330	Legacy Reserve at Fritz Farm	LTCResidentActivity	Was not open full year.
100390	Lewis Memorial Methodist Home	LTC CensusDeath	We had no deaths in 2018.
100527	Lexington Country Place	LTCICFComment	Community did not have any residents that met SMI criteria.
100527	Lexington Country Place	LTCResidentActivity	17 nursing facility beds are not being used currently.
100376	Life Care Center of Morehead	LTCResidentActivity	At this time, due to the size of the room, we are only utilizing it as a semiprivate (2-bed) room versus 3-bed ward room, to accommodate the needs of our residents.
100439	Loretto Motherhouse Infirmary	LTCResidentActivity	July 1, 2018 went from 59 NF to 55 NF beds. July 1, 2018 went from 26 PC to 30 PC beds.
100661	Martin County Health Care Facility	LTCPCComment	Martin County Health Care did not have any resident that met the SMI criteria in 2018.
100386	Masonic Home of Shelbyville	LTCPCComment	Masonic Home of Shelbyville, did not have any residents that met the SMI criteria in 2018.
100386	Masonic Home of Shelbyville	LTCResidentActivity	Fewer beds were in operation than licensed due to several rooms being used as private rooms.
100653	Mayfair Village Retirement Center	LTCPCComment	We are a Senior Living Facility and we do not have any residents with SMI or on state aid.
100727	McDowell Skilled Nursing Facility	LTCResidentActivity	The NF beds were not utilized in 2018.
100470	Metcalfe Health Care Center	LTCPCComment	Metcalfe Health Care Center has no residents with SMI in 2018.
100470	Metcalfe Health Care Center	LTCResidentActivity	At the beginning of 2018 we had 21 personal care beds. On 7/1/18 we decertified 8 beds making it 13 beds. Jan-Jun 181*21=3801 Jul-Dec 184*13=2392 total of 6193 potential PC patient Days for 2018.
101087	Morning Pointe of Frankfort	LTCPCComment	MP had no residents that met SMI criteria.
101087	Morning Pointe of Frankfort	LTCResidentActivity	MP has 48 bed due to second residents available to certain units.
101137	Morning Pointe of Lexington	LTCPCComment	No Residents with SMI.
101229	Morning Pointe Of Louisville At South Hurstbourne	LTCPCComment	Morning Pointe did not have any residents during 2018 that met the SMI criteria.
101057	Morning Pointe Of Russell	LTC CensusOrigin	This does not apply to personal care homes.
101057	Morning Pointe Of Russell	LTCICFComment	We do not have ICF residents.

2018 ANNUAL KENTUCKY LONG TERM CARE UTILIZATION AND SERVICE REPORT

Table 31 - Long Term Care - Comments Section

License	Facility	Page	Comments
101057	Morning Pointe Of Russell	LTCPCComment	No residents with diagnoses or treatment for SMI.
100248	Nazareth Home Clifton	LTCResidentActivity	Customers not choosing remaining PC beds in separate building because of distance from other beds. Future plans to renovate and relocate.
100523	Oakmont Manor	LTCPCComment	No PC Beds.
101091	Oakwood ICF/IID Unit 4	LTCICFComment	No individuals ready to be transitioned.
100922	Park Louisville	LTCResidentActivity	32 rooms closed for renovation.
100725	Pineville Community Hospital	LTCResidentActivity	Stopped accepting patients to this unit as of July 2017.
101271	Provision Living At Beaumont Centre	LTCPCComment	No residents with SMI.
101271	Provision Living At Beaumont Centre	LTCResidentActivity	Facility has 126 beds but has CON for 130 related to accommodation of couples. Facility opened community 6/2017.
100686	River's Bend Retirement Community	LTCResidentActivity	PC beds were decertified and there were no beds licensed on 12/31/2018.
100375	Rockcastle Health and Rehabilitation Center	LTCPCComment	No PC beds.
100095	Rosedale Rest Home	LTCResidentActivity	Facility was reopened on 6/18/2018. Beginning census and potential patient days reflect this.
100519	Salyersville Nursing and Rehabilitation Center	LTCResidentActivity	Salyersville Nursing and Rehabilitation Center did not have any Personal Care residents in 2018. Only 136 NF beds in operation due to converting 6 rooms to short term rehab rooms. They only have one bed in each of them.
100505	Sansbury Care Center	LTCPCComment	Sansbury Care Center did not have any residents during 2018 that met the SMI criteria.
100347	Signature Healthcare At Colonial Rehab	LTCICFComment	Colonial has no residents in any kind of transition program.
100347	Signature Healthcare At Colonial Rehab	LTCPCComment	Colonial has no personal care beds.
100431	Signature Healthcare at Heritage Hall Rehab	LTCPCComment	Signature at Heritage hall did not have any with SMI Criteria.
100602	Signature HealthCare at Jackson Manor	LTCICFComment	We have no ICF beds.
100602	Signature HealthCare at Jackson Manor	LTCPCComment	We have no personal care beds.
100630	Signature Healthcare At Tanbark Rehab	LTCPCComment	No Residents with SMI at Tanbark.
100162	Signature Healthcare of Elizabethtown	LTCResidentActivity	In order to be more appealing to rehab to home or skilled residents some of the three bedroom wards were converted to semi private. Beds can be added back in if necessary.
100149	Spring View Health and Rehab Center	LTCResidentActivity	The 2017 ending census was reported incorrectly and should have been reported as 62. The beginning census for 2018 is therefor 62.
101185	St Charles Care Center	LTCPCComment	St. Charles Care Center did not have any residence with SMI in 2018.
101314	Stonecrest of Louisville	LTCPCComment	Stonecrest did not have any resident with SMIs in 2018.

2018 ANNUAL KENTUCKY LONG TERM CARE UTILIZATION AND SERVICE REPORT

Table 31 - Long Term Care - Comments Section

License	Facility	Page	Comments
101314	Stonecrest of Louisville	LTCResidentActivity	Facility opened July, 26th 2018.
100312	Superior Care Home	LTCCensusDeath	Death under 65 was due to a long term, chronic illness.
101153	Symphony at Oaklawn	LTCPayorSource	Symphony at Oaklawn is a private pay only facility.
101153	Symphony at Oaklawn	LTCPCComment	Symphony at Oaklawn had zero residents with SMI.
101153	Symphony at Oaklawn	LTCResidentActivity	All of Symphony at Oaklawn's licensed beds are not in use because some of our rooms are set up to allow a second occupant, at this time the majority of our rooms are single occupants. 2018 beginning census corrects a mistake on 2017 ending census of 79.
101297	Symphony at Valley Farms	LTCPayorSource	Symphony at Valley Farms is a private pay facility only.
101297	Symphony at Valley Farms	LTCPCComment	Symphony at Valley Farms had zero residents with SMI.
101297	Symphony at Valley Farms	LTCResidentActivity	Symphony at Valley Farms obtained provisional License obtained 7/3/2018 and License obtained 9/14/2018. All of our licensed beds are not in use because some of our rooms are set up to allow a second occupant and at this time occupied by single occupants.
100420	Taylor Manor Nursing Home	LTCICFComment	Taylor Manor does not have any residents that are ready to transition.
100420	Taylor Manor Nursing Home	LTCPCComment	Taylor Manor does not have any residents with SMI.
100946	Telford Terrace	LTCCensusAge	We have two residents that are 100 years old.
100946	Telford Terrace	LTCPayorSource	Nursing Home (CCRC) Other patient days refers to Medicare Advantage days.
100946	Telford Terrace	LTCPCComment	We had no patients with SMI.
100873	The Breckinridge	LTCResidentActivity	A mistake was made with the 2017 ending census, it should have been 19 not 22. Two beds are set-up and staffed only on consumer demand. The Breckinridge did not serve any residents that met SMI criteria in 2018.
100551	The Forum at Brookside	LTCPCComment	Our facility do not have any patients w/ SMI.
101207	The Homeplace At Midway	LTCPCComment	The Homeplace at Midway did not have any residents that met the SMI definition in 2018.
100438	The Jordan Center	LTCICFComment	No ICF/IID residents.
100438	The Jordan Center	LTCPCComment	The Jordan Center PCF did not have any residents who met the SMI criteria.
101282	The Lantern At Morning Pointe (Louisville)	LTCPCComment	This facility does not have residents who have an SMI.
101131	The Lantern at Morning Pointe of Frankfort	LTCPCComment	The Lantern at Morning Pointe did not have any residents that met the SMI criteria in 2018.
101131	The Lantern at Morning Pointe of Frankfort	LTCResidentActivity	5 beds not in operation due to residents paying for private rooms. The 2017 ending census was reported incorrectly and should have been 37.
100164	The Laurels	LTCResidentActivity	2 beds are not in operation due to residents paying for private rooms.

2018 ANNUAL KENTUCKY LONG TERM CARE UTILIZATION AND SERVICE REPORT

Table 31 - Long Term Care - Comments Section

License	Facility	Page	Comments
101180	The Legacy At The Willows	LTCPCComment	The Willows at Hamburg Legacy did not have any residents during 2018 that met the SMI criteria.
101280	The Meadows At Windsor Gardens	LTCPCComment	The Meadows at Windsor Gardens did not have any residents that met the SMI criteria in 2018.
100266	The Pavilion at Kenton	LTCResidentActivity	2017 report entered in ending census incorrectly. Census on 12/31/2017 was 76.
100055	The Seasons at Alexandria	LTCCensusAge	PC lower level of care younger resident population.
100055	The Seasons at Alexandria	LTCCensusOrigin	The Seasons at Alexandria during it's first year of operation did not capture all patients county of origin.
100055	The Seasons at Alexandria	LTCPCComment	The Seasons @ Alexandria did not have any residents in Personal Care that met the SMI criteria for the 2018 year.
100055	The Seasons at Alexandria	LTCResidentActivity	New facility has 117 beds in circulation with 50 beds out of circulation.
100469	The Villa at Chevy Chase	LTCResidentActivity	The Villa at Chevy Chase has a temporary cessation of operation for extensive renovations through 2018.
100326	The Village of Lebanon II	LTCPCComment	Village of Lebanon II did not have any patients that fell under the PC Residents with SMI for 2018
101286	The Willows At Fritz Farm	LTCICFComment	Does not pertain to Fritz Farm.
101286	The Willows At Fritz Farm	LTCPCComment	Fritz Farm had no PC SMI for 2018.
101136	The Willows at Hamburg	LTCPCComment	The Willows at Hamburg did not have any residents during 2018 that met the SMI criteria.
100762	The Willows at Harrodsburg	LTCPCComment	The Willows at Harrodsburg didn't have any SMI residents on the Personal Care.
100651	Thomson Hood Veterans Center	LTCPayorSource	"Other" is Mandatory Veterans.
101273	Thrive At Beckley Creek	LTCPCComment	Our resident population does not include any with a diagnosis of SMI.
101273	Thrive At Beckley Creek	LTCResidentActivity	Our community is licensed for 65 individuals in a 60 unit community to accommodate couples who share the same bed.
100957	Trinity Station Retirement Community	LTCPCComment	Trinity Station does not have any residents that meet SMI criteria.
100230	Wesley Manor	LTCCensusAge	The resident under age 65 is disabled and receives the appropriate level of care in the SNF.
100230	Wesley Manor	LTCICFComment	Wesley Manor does not operate a licensed ICF.
100230	Wesley Manor	LTCPCComment	Wesley Manor's Personal Care Facility does not have any residents with SMI.
100230	Wesley Manor	LTCResidentActivity	Wesley Manor is NOT licensed as an ICF. Wesley Manor's PC facility did not have any residents diagnosed as SMI in 2018.
100889	Wesley Village	LTCCensusOrigin	WV has no NF beds, only CCRC NH beds.

2018 ANNUAL KENTUCKY LONG TERM CARE UTILIZATION AND SERVICE REPORT

Table 31 - Long Term Care - Comments Section

License	Facility	Page	Comments
100889	Wesley Village	LTCResidentActivity	Wesley Village had no residents that met the SMI criteria in 2018. Beds in Operation: Nursing Home (CCRC)6 shared rooms were held private. WV is all private pay, no Medicare/Medicaid beds Personal Care (all apartments) - 1 & 2 bedroom apartments are licensed for couples, we had no couples sharing a PC apt for 2018. Only 1 Intermediate Care bed in operation due to private room status.
100340	West Liberty Nursing and Rehabilitation Center	LTCPCComment	West Liberty Nursing and Rehab did not have any residents that met the SMI criteria.
101144	Westport Place Health Campus	LTCPCComment	Westport Place did not have any residents with SMI for 2018.
101215	Willows at Citation	LTCPCComment	No SMI residents on Personal care.
101215	Willows at Citation	LTCResidentActivity	Six residents are occupying double rooms as single occupancy, however calculation is done by licensed beds in the facility so that would include the six unused licenses (36 x 365 = \$17,140.00).
101254	Windsor Gardens CCRC	LTCPCComment	Windsor Gardens did not have any residents with SMI.



CABINET FOR HEALTH AND FAMILY SERVICES
CHFS.KY.GOV