

---

# *2019 Kentucky Annual Long-Term Care Services Report*

*January 1 through December 31, 2019*

*Published October 2020*



**CHFS**

---

**KENTUCKY**  
*Cabinet for Health and  
Family Services*

**Cabinet for Health and Family Services  
Office of Health Data and Analytics  
Division of Data Analytics**

---

# 2019 Kentucky Annual Long-Term Care Report

## Introduction

The Office of Health Data and Analytics, Division of Data Analytics, announces the release of the 2019 Kentucky Annual Long-Term Care Report. This office is responsible for the utilization data collection and reporting required by, 900 KAR 6:125 and in support of the State Health Plan 900 KAR 5:020. This report covers the period from January 1, 2019 through December 31, 2019.

### Nursing Facility Review

The number of Nursing Facility (NF) beds increased from 26,472 in 2018 to 26,551 in 2019. The total licensed NF beds in 2009 was 26,333. The net change in licensed beds from 2009 to 2019 was an increase of 218 beds. The 2019 overall occupancy rate for NF beds was 85.02%, an increase of .21% from the 84.81% occupancy rate in 2018. The highest occupancy rate within the last ten years was in 2011 at 90.75% and the lowest was in 2018. The total net change from 2009 to 2019 was a decrease of 5.19% for NF beds.

The ending census, for the number of NF beds occupied December 31, 2019 was 22,449 compared to 22,281 in 2018. The total patient days in 2018 was 8,188,013 and 8,229,873 in 2019. An increase of 41,860 days.

### Payor Source

The 2019 Payor Source, Section 2, for total patient days as reported for Nursing Facility Beds shows the following distribution: Reported Medicare paid days were 1,033,817 in 2019 and in 2018 there were 1,058,881 a decrease of 25,064 days. Medicaid paid days were 5,792,037 days in 2019 and in 2018 there were 5,741,288 days, an increase of 50,749 days. Private paid days were 934,851 in 2019 and in 2018 there were 919,029 days, an increase of 15,822. The category for Other paid days was 433,813 in 2019 and in 2018 there was 468,815 days a decrease of 35,002 days.

Of the 22,446 Nursing Facility Bed patients, 3,351 were under age 65, a percentage of 14.9%. The age group 65-74 had 4,517 patients a percentage of 20.0%. The age group 75-84 had 6,774 patients at 30.1%. The age group 85 and older had 7,737 patients with the highest percentage of patients at 34.4%. There were 67 patients with an unknown age.

The Office of Health Data and Analytics, Division of Data Analytics, produces a number of utilization and services reports. In addition to the Annual Long Term Care Report, the following reports are available: Hospital Utilization and Services Report; Home Health Services Report; Private Duty Nursing Report; Hospice Report; The Kentucky Magnetic Resonance Imaging Services Report (MRI); Megavoltage Radiation Services Report; Positron Emission Tomography (PET) Report; Ambulatory Surgical Services Report; and the Psychiatric Residential Treatment Facility Report. These reports may be downloaded from the following web site: <https://chfs.ky.gov/agencies/ohda/Pages/annualreports.aspx>. Hard copies of the report may be obtained by contacting the Office of Health Data and Analytics by mail, email, phone, or fax.

**\*NOTE:** When checking ending census for the previous year and the beginning census for the current year, there may be discrepancies in the numbers. When possible, a note was included in the Notes Section to explain.

This report now becomes the most recent official data on Long Term Care services utilization published by the Cabinet for Health Services. For additional copies of this report, please submit a request in writing along with a check in the amount of \$20 made payable to the Kentucky State Treasurer, mail to address below. For questions regarding this report contact:

Elizabeth Tutt

[ElizabethA.Tutt@ky.gov](mailto:ElizabethA.Tutt@ky.gov)

(502) 564-7940 Ext: 3156

**Cabinet for Health and Family Services**

Office of Health Data and Analytics

Division of Data Analytics

275 East Main Street 4 W-E

Frankfort, KY 40621

Printed With State Funds

## Table of Contents

Introduction – Table of Contents .....	I-IV
Definitions .....	V-VI
Long Term Care Charts and Graphs for Data Analysis.....	VII-X
KY Area Development District (ADD) Map .....	XI
County and ADD Reference .....	XII-XIII
KY State Psychiatric Hospital/Community Mental Health Center Region Map .....	XIV
County and Community Mental Health Center Region Reference .....	XV-XVI

### Section I – Census Data

Includes number of licensed beds, beginning census, admissions, discharges, ending census, total patient days and occupancy percentage for each bed type.

Table 1 - Licensed Nursing Facility Beds .....	1-19
Table 1A – Licensed Nursing Facility Beds by Area Development District (ADD) .....	20
Table 2 - Licensed Personal Care Bed.....	21-31
Table 2A - Personal Care Bed Resident Census by CMHC Region and Percent of SMI.....	32-42
Table 2B - Personal Care Bed Resident Census by Age Group and CMHC Region.....	43-53
Table 2C - Personal Care Bed Census & Inpatient Days for Individuals with SMI .....	54-64
Table 2CC - Personal Care Bed Census & Inpatient Days Residents with SMI Receiving State.....	65-76
Supplementation	
Table 2D - Personal Care Bed Census with SMI by Gender & Ages 18 – 64 .....	77-87
Table 2DD - Personal Care Bed Census by Gender & Ages 18 – 64 Residents with SMI Receiving State.....	88-99
Supplementation	
Table 2E - Personal Care Bed Census with SMI by Gender & Ages 65 & Older.....	100-110
Table 2EE - Personal Care Bed Census by Gender & Ages 65 & Older Residents with SMI Receiving State .....	111-122
Supplementation	
Table 3 - Licensed Nursing Home Beds (CCRC) .....	123-125
Table 4 - Licensed Nursing Home Beds (Non-CCRC) .....	126-127
Table 5 - Licensed Intermediate Care Beds.....	128
Table 6 - Licensed Alzheimer’s Facility Beds .....	129
Table 7 - Licensed ICF/IID Facilities .....	130-131
Table 7A - Licensed ICF/IID Facilities Bed Transition Status by CMHC Region .....	132-133
Table 7B - Licensed ICF/IID Facilities Bed, Reasons Individuals Not Transitioned by CMHC Region.....	134-135

Section II – Payor Source Data

Includes primary payor source data in number of patient days for each bed type.

Table 8 - Licensed Nursing Facility Beds .....	136-152
Table 9 - Licensed Personal Care Beds .....	153-163
Table 10 - Licensed Nursing Home Beds (CCRC) .....	164-166
Table 11 - Licensed Nursing Home Beds (Non-CCRC) .....	167-168
Table 12 - Licensed Intermediate Care Beds.....	169
Table 13 - Licensed Alzheimer’s Facility Beds .....	170
Table 14 - Licensed ICF/IID Facilities.....	171

Section III – Patient Age Distribution Data

Includes the ages of patients residing in each facility on December 31, 2019.

Table 15 - Licensed Nursing Facility Beds .....	172-188
Table 16 - Licensed Personal Care Beds .....	189-198
Table 17 - Licensed Nursing Home Beds (CCRC) .....	199-201
Table 18 - Licensed Nursing Home Beds (Non-CCRC) .....	202-203
Table 19 - Licensed Intermediate Care Beds.....	204
Table 20 - Licensed Alzheimer’s Facility Beds .....	205
Table 21 - Licensed ICF/IID Facilities.....	206-207

Section IV – Patient Death Distribution Data

Includes the ages of patient deaths in each facility during 2019.

Table 22 - Licensed Nursing Facility Beds .....	208-225
Table 23 - Licensed Personal Care Beds .....	226-235
Table 24 - Licensed Nursing Home Beds (CCRC) .....	236-238
Table 25 - Licensed Nursing Home Beds (Non-CCRC) .....	239
Table 26 - Licensed Intermediate Care Beds.....	240
Table 27 - Licensed Alzheimer’s Facility Beds .....	241
Table 28 - Licensed ICF/IID Facilities.....	242-243

Section V – Table 29 - Nursing Facility by ADD .....	244-253
--	---------

Section VI – Table 30 - Patient Origin Data.....	254-348
--	---------

Section VII – Table 31 – Comments Section .....	349-356
---	---------

## Definitions

**Alzheimer's Facility (ALZ)** - A long-term care facility constructed and operated pursuant to KRS.216B.071 that provides care to residents with a primary diagnosis of Alzheimer's disease or related disorders.

**Beds in Operation** - Number of beds, regularly maintained and available on the floor to be filled. Actual beds set up and staffed for immediate use for inpatients during the reporting period.

**Beginning Census** – The beginning census for the current survey year should be the same as the ending census from the prior survey year. It starts at the beginning of the day January 1, just after midnight.

**CMHC** – Community Mental Health Center

**Days in Period** - 2019 had 365 days.

**Ending Census** – The ending census taken just before midnight December 31. It should also be verified by the following calculation:  
 $\text{Beginning Census} + \text{Admissions} - \text{Discharges} - \text{Deaths} = \text{Ending Census}$ .

**Intermediate Care (IC)** - Establishments with permanent facilities and health related services for patients who do not require the degree of care and treatment which a hospital or skilled nursing facility is designed to provide, but who, because of their mental or physical condition, require care and services (above the level of room and board) which can be made available to them only through institutional facilities on an inpatient basis.

**Intermediate Care Facility for Individuals with Intellectual Disability (ICF/IID)** - A facility licensed by the Office of the Inspector General to provide care for individuals with intellectual disabilities.

**Licensed Beds:** The number and type of beds for which the facility has been licensed at the end of the reporting period.

**Long-Term Care:** A facility licensed by the state through the Office of the Inspector General (OIG) providing one or more of the following levels of care: Alzheimer's Facility, Intermediate Care, Nursing Facility, Nursing Home and Personal Care Facility.

**Nursing Facility (NF)** - Long-term care facilities, formerly skilled nursing, nursing home, or intermediate care facilities prior to October 1, 1990, which meet the Omnibus Budget Reconciliation Act of 1987 (OBRA 87) nursing home reform requirements. Nursing facilities must be certified to participate in the **Medicare program in order to be certified for participation in Medicaid**, with the exception of those who have obtained a Medicaid nursing requirement waiver.

**Nursing Home (NH) (Non-CCRC)** - Establishments with permanent facilities that include inpatient beds, and with medical services including continuous nursing service; that provide treatment for patients who require inpatient care but do not currently require continuous hospital services.

**Nursing Home (CCRC)** – Continuing Care Retirement Community (CCRC), Nursing Home Beds are issued a Certificate of Compliance by the Office of Inspector General. Nursing Home (CCRC) beds are reported separately from Nursing Home (Non-CCRC) bed utilization. See KRS 216B.332 (1) and (2) for those requirements <https://apps.legislature.ky.gov/law/statutes/statute.aspx?id=40484>.

**Percent Occupancy** - Total patient days divided by potential patient days.

**Percent Transitioned (ICF/IID)** – Calculated by dividing the total individuals transitioned by the individuals served. The individuals served is the beginning census plus admissions.

**Personal Care Facility (PC)** – Establishments with permanent facilities including resident beds. Services provided include continuous supervision of residents, basic health and health-related services, personal care services, residential care services and social and recreational activities. (902 KAR 20:036)

**Potential Patient Days:** Number of licensed beds multiplied by the number of days in the reporting period, adjusted to reflect changes in licensed beds during the reporting period. Example: 100 licensed beds X 365 (days in 2019) equals 36,500 potential days. This figure is not shown in the report, but is used to calculate occupancy percentages.

**SMI** – SMI stands for Severe Mental Illness. For the purpose of the Long Term Care Report, the term SMI includes, but not limited to the following: Schizophrenia, Schizoaffective Disorder, Bipolar Disorder, Psychotic Disorders, Major Depressive Disorder and Borderline Personality Disorder. It does not include the following: Alzheimer's, Dementia, Autism, Down Syndrome, Cerebral Palsy, Epilepsy, Developmental Disabilities and Intellectual Disabilities. SMI is described in the Diagnostic and Statistical Manual of Mental Disorders (DSM), 5<sup>th</sup> Edition.

**Total Patient Days:** The total days of patient care provided by the facility for the year based on its capacity. It is calculated by summing the daily patient census for each day in the reporting period.

# *Kentucky Annual Long-Term Care Services Report*



*Charts and Graphs*



## 2019 ANNUAL KENTUCKY LONG TERM CARE UTILIZATION AND SERVICE REPORT

### Total Beds, By Year And Bed Type

Licensed Bed Type	2009	2010	2011	2012	2013	2014	2015	2016	2017	2018	2019	NET CHANGE	
												2009-2019	2018-2019
Nursing Facility	26,333	26,051	26,143	26,268	26,319	26,334	26,314	26,148	26,461	26,472	26,551	218	79
Personal Care	6,490	6,287	6,172	6,172	6,144	6,079	6,178	6,261	6,738	7,285	7,289	799	4
Intermediate Care	72	72	72	72	72	72	72	72	72	72	72	0	0
Nursing Home (CCRC)	417	426	436	454	242	284	265	266	268	268	245	-172	-23
Nursing Home (Non-CCRC)					264	192	192	142	142	151	153	153	2
ICF/IID	914	914	888	888	888	888	888	630	638	632	632	-282	0
Alzheimer	120	120	120	120	120	120	120	120	120	120	120	0	0
<b>Statewide</b>	<b>34,346</b>	<b>33,870</b>	<b>33,831</b>	<b>33,974</b>	<b>34,049</b>	<b>33,969</b>	<b>34,029</b>	<b>33,639</b>	<b>34,439</b>	<b>35,000</b>	<b>35,062</b>	<b>716</b>	<b>62</b>

### Occupancy Rates By Bed Type

Licenced Bed Type	2009	2010	2011	2012	2013	2014	2015	2016	2017	2018	2019	NET CHANGE	
												2009-2019	2018-2019
Nursing Facility	90.21%	90.74%	90.75%	89.35%	87.64%	88.36%	87.42%	86.98%	86.10%	84.81%	85.02%	-5.19%	0.21%
Personal Care	79.88%	77.94%	80.53%	79.08%	77.19%	80.24%	77.55%	77.01%	73.68%	70.96%	73.73%	-6.15%	2.77%
Intermediate Care	84.68%	85.24%	78.79%	77.56%	72.55%	63.41%	74.83%	74.37%	70.80%	64.13%	65.29%	-19.39%	1.16%
Nursing Home (CCRC)	86.60%	86.99%	85.54%	81.50%	75.94%	72.77%	69.28%	61.95%	66.47%	64.92%	65.45%	-21.15%	0.53%
Nursing Home (Non-CCRC)					86.74%	86.89%	84.62%	83.62%	81.96%	81.67%	83.73%	83.73%	2.06%
ICF/IID	62.84%	59.04%	53.89%	53.54%	51.46%	49.32%	48.04%	66.09%	64.31%	64.26%	62.91%	0.07%	-1.35%
Alzheimer	89.64%	92.68%	88.41%	93.67%	94.59%	94.37%	91.79%	89.69%	92.68%	88.17%	90.46%	0.82%	2.29%

### Count Of Facilities By Bed Type

Licenced Bed Type	2009	2010	2011	2012	2013	2014	2015	2016	2017	2018	2019	NET CHANGE	
												2009-2019	2018-2019
Nursing Facility	288	285	286	287	285	284	285	283	288	288	289	1	1
Personal Care	178	176	165	162	157	151	151	152	158	164	162	-16	-2
Intermediate Care	9	9	9	9	9	9	9	9	9	9	9	0	0
Nursing Home (CCRC)	21	22	22	22	14	18	20	20	21	21	21	0	0
Nursing Home (Non-CCRC)					11	6	6	5	5	6	7	7	1
ICF/IID	12	14	14	14	14	14	14	14	16	16	16	4	0
Alzheimer	2	2	2	2	2	2	2	2	2	2	2	0	0
<b>Statewide</b>	<b>510</b>	<b>508</b>	<b>498</b>	<b>496</b>	<b>492</b>	<b>484</b>	<b>487</b>	<b>485</b>	<b>499</b>	<b>506</b>	<b>506</b>	<b>-4</b>	<b>0</b>

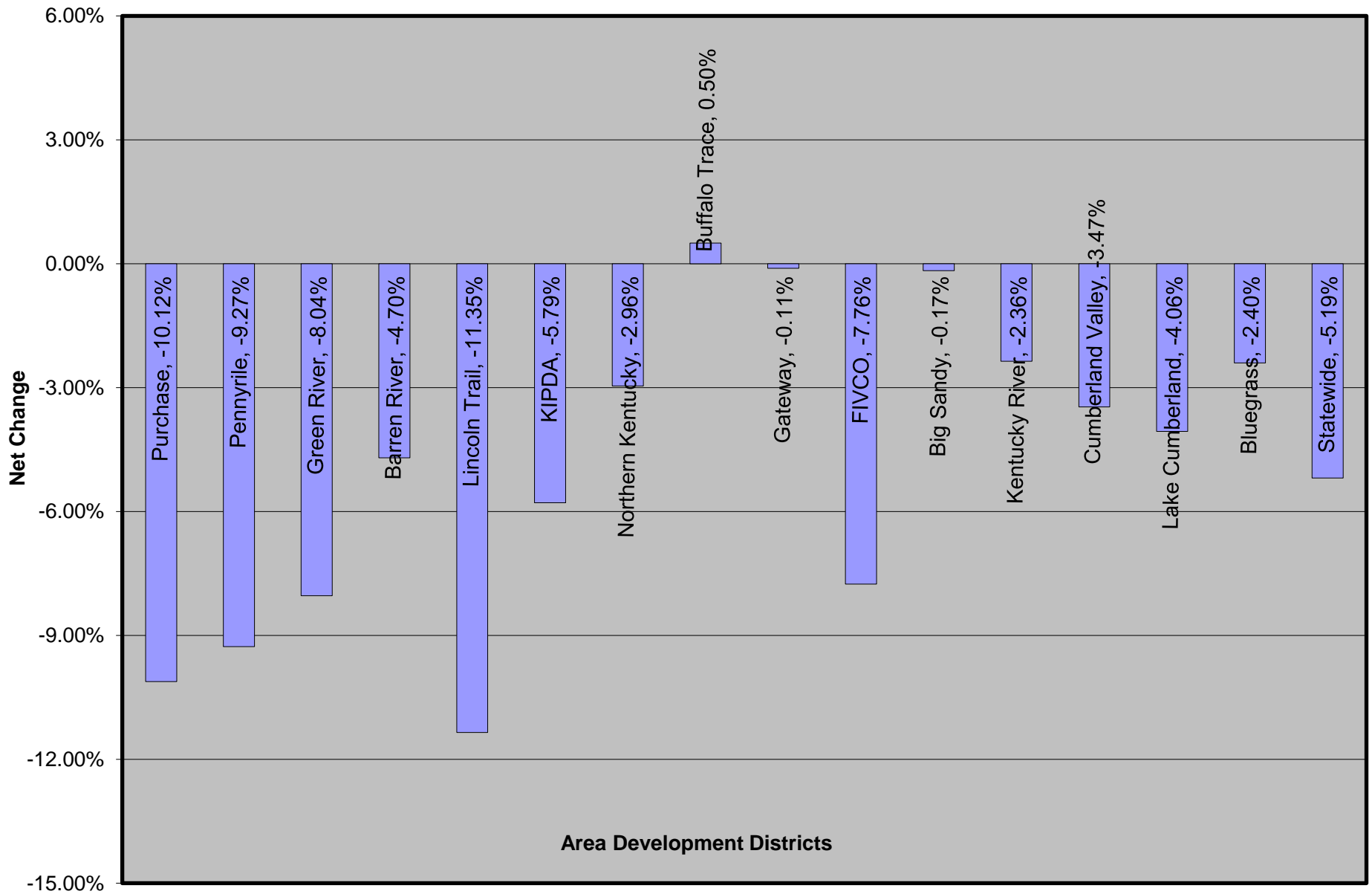
## 2019 ANNUAL KENTUCKY LONG TERM CARE UTILIZATION AND SERVICE REPORT

### NURSING FACILITY BED OCCUPANCY RATES

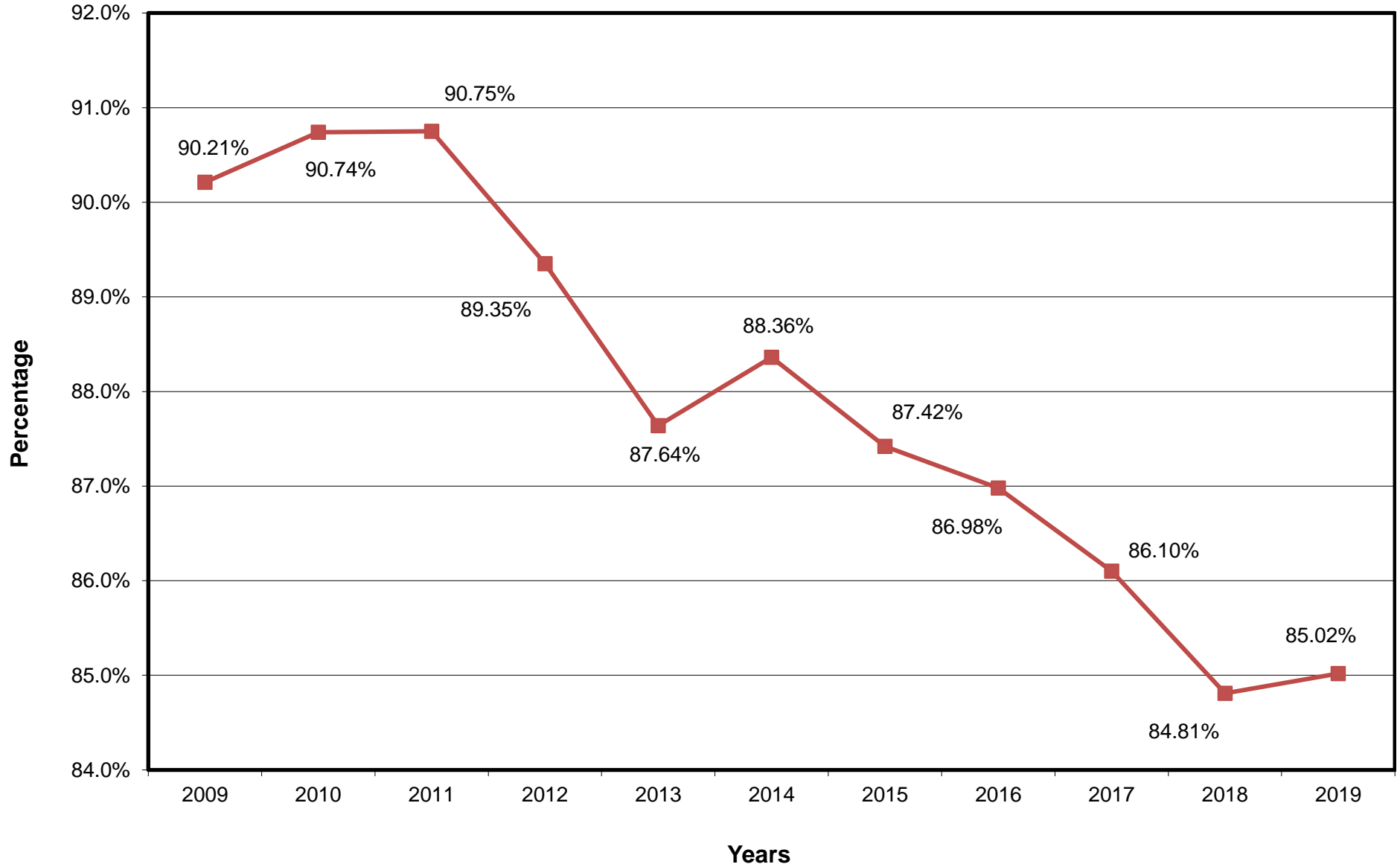
#### BY Year, ADD and Bed Type

Area Development District	2009	2010	2011	2012	2013	2014	2015	2016	2017	2018	2019	NET CHANGE	
												2009-2019	2018-2019
Purchase	87.60%	87.69%	89.44%	84.95%	80.14%	79.83%	79.47%	78.02%	75.43%	75.89%	77.48%	-10.12%	1.59%
Pennyrile	88.05%	87.46%	87.52%	87.43%	83.01%	82.55%	82.37%	81.76%	79.29%	77.68%	78.78%	-9.27%	1.10%
Green River	89.89%	90.03%	89.97%	89.23%	87.72%	88.55%	85.15%	82.95%	84.62%	80.90%	81.85%	-8.04%	0.95%
Barren River	93.60%	93.48%	91.82%	90.73%	90.01%	90.69%	89.01%	87.90%	87.69%	86.76%	88.90%	-4.70%	2.14%
Lincoln Trail	94.74%	95.36%	93.35%	91.29%	87.08%	89.74%	88.69%	89.63%	82.81%	81.28%	83.39%	-11.35%	2.11%
KIPDA	89.75%	89.26%	89.25%	87.15%	85.01%	86.62%	87.58%	85.91%	86.40%	83.23%	83.96%	-5.79%	0.73%
Northern Kentucky	90.27%	91.71%	92.72%	90.44%	91.99%	92.36%	88.21%	89.13%	88.38%	88.10%	87.31%	-2.96%	-0.79%
Buffalo Trace	88.80%	88.00%	90.06%	92.51%	90.11%	92.74%	77.29%	90.54%	91.19%	91.45%	89.30%	0.50%	-2.15%
Gateway	92.83%	91.30%	93.09%	90.63%	91.41%	93.25%	91.75%	92.31%	91.30%	91.89%	92.72%	-0.11%	0.83%
FIVCO	93.26%	92.59%	92.37%	91.57%	90.39%	92.93%	92.08%	91.83%	91.70%	91.00%	85.50%	-7.76%	-5.50%
Big Sandy	82.45%	86.14%	86.43%	86.18%	84.18%	85.96%	84.43%	86.42%	84.49%	81.83%	82.28%	-0.17%	0.45%
Kentucky River	91.25%	90.41%	88.75%	88.62%	86.34%	88.51%	88.63%	89.16%	90.29%	90.73%	88.89%	-2.36%	-1.84%
Cumberland Valley	95.15%	94.37%	93.65%	93.74%	93.91%	93.29%	93.35%	92.73%	93.03%	92.00%	91.68%	-3.47%	-0.32%
Lake Cumberland	93.07%	94.21%	95.17%	94.85%	93.67%	94.30%	92.83%	91.37%	89.54%	90.04%	89.01%	-4.06%	-1.03%
Bluegrass	87.69%	91.00%	91.39%	89.92%	89.34%	88.42%	88.01%	87.48%	86.07%	85.65%	85.29%	-2.40%	-0.36%
<b>Statewide</b>	<b>90.21%</b>	<b>90.74%</b>	<b>90.75%</b>	<b>89.35%</b>	<b>87.64%</b>	<b>88.36%</b>	<b>87.42%</b>	<b>86.98%</b>	<b>86.10%</b>	<b>84.81%</b>	<b>85.02%</b>	<b>-5.19%</b>	<b>0.21%</b>

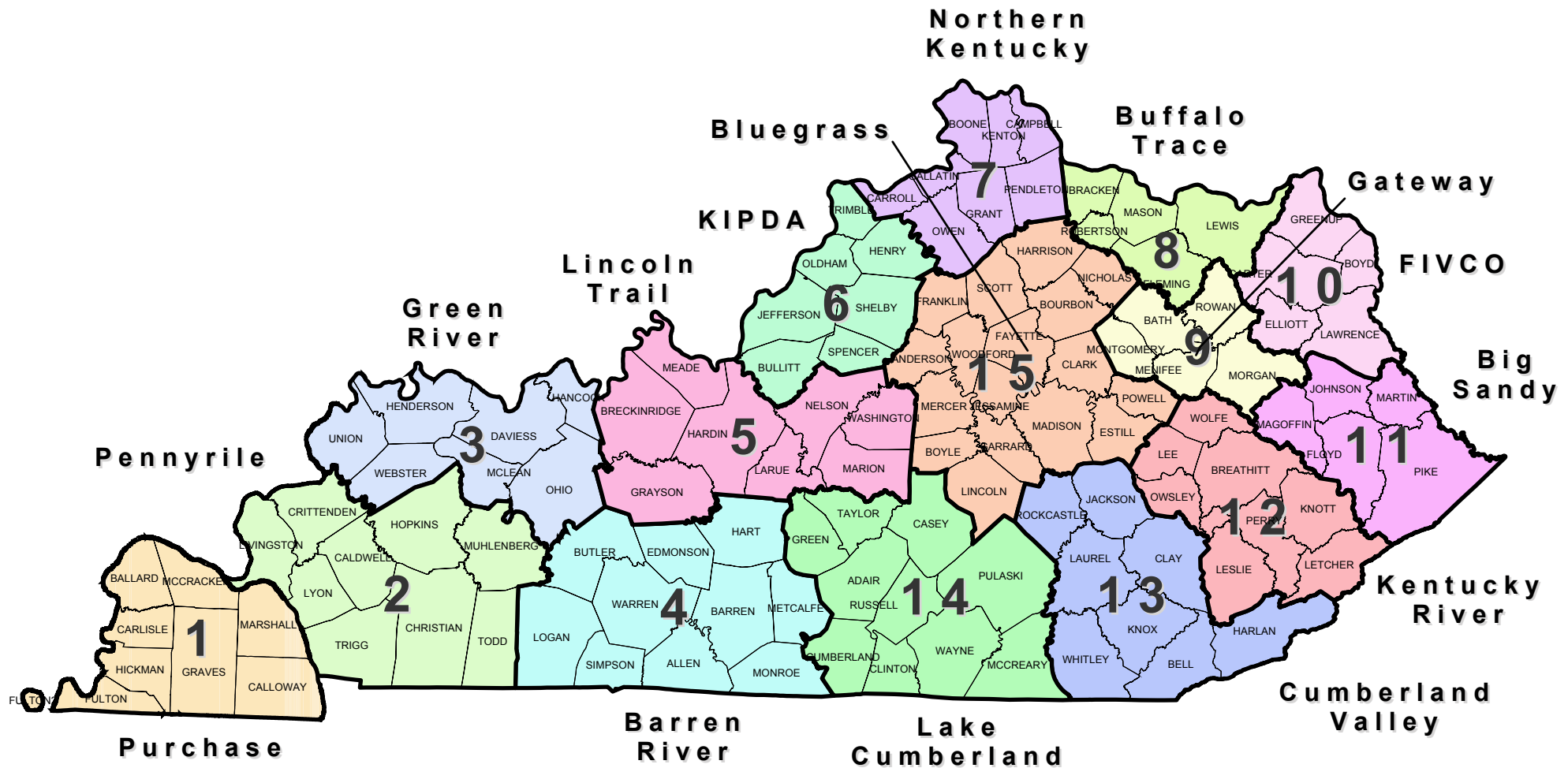
**2019 Annual Kentucky Long Term Care Utilization and Services Report  
 Net Change in Occupancy in Nursing Facility Beds  
 (2009 - 2019)**



**2019 Annual Kentucky Long Term Care Utilization and Services Report**  
**Statewide Occupancy Rates for Nursing Facility Beds**  
**2009 - 2019**



# Kentucky Counties and Area Development Districts (ADDs)



## 2019 ANNUAL KENTUCKY LONG TERM CARE UTILIZATION AND SERVICE REPORT

### County and Area Development District Reference

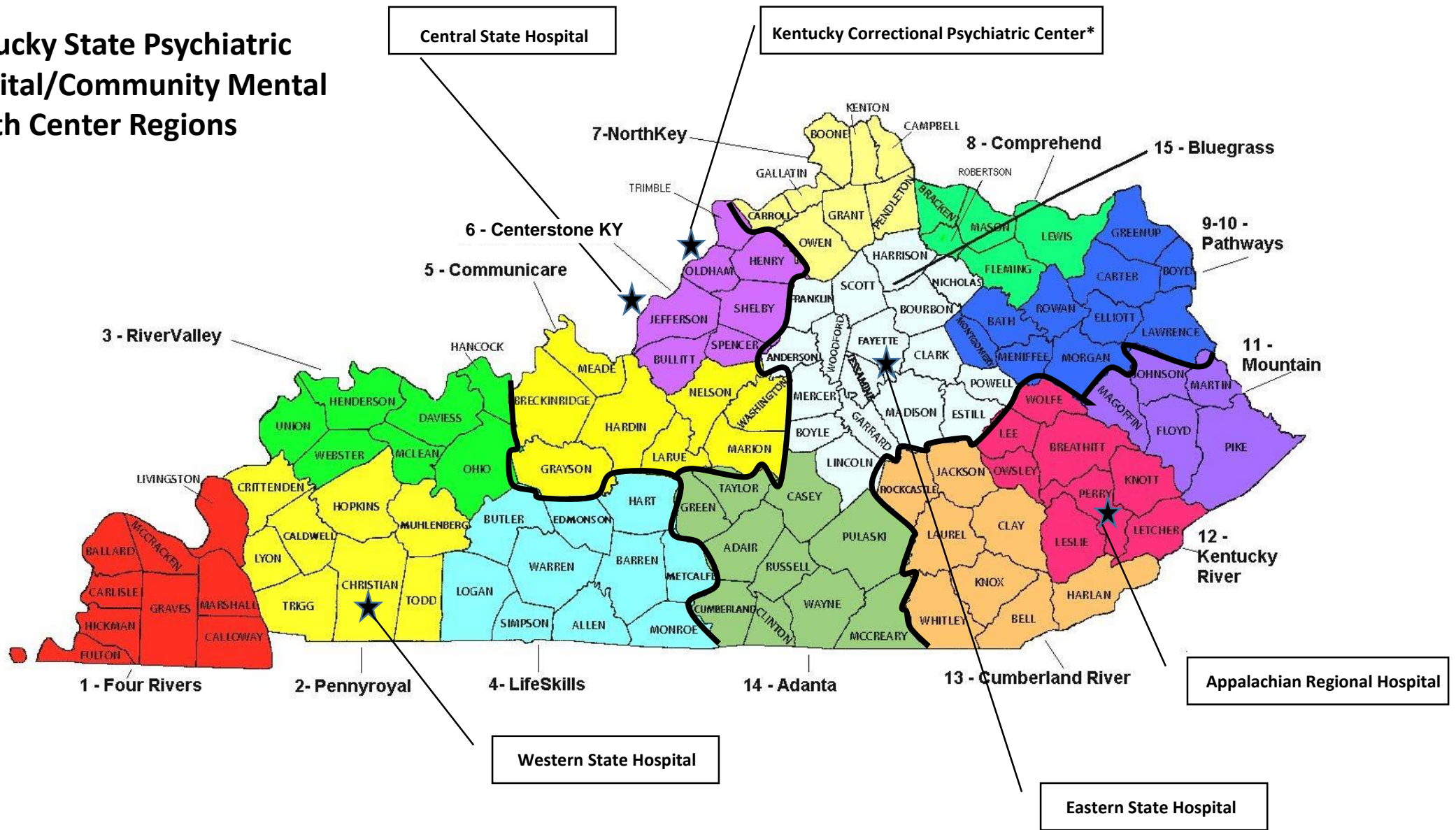
ADD	ADD NAME	COUNTY	ADD	ADD NAME	COUNTY				
1	PURCHASE	BALLARD	4	BARREN RIVER	METCALFE				
		CALLOWAY			MONROE				
		CARLISLE			SIMPSON				
		FULTON			WARREN				
		GRAVES			5	LINCOLN TRAIL	BRECKINRIDGE		
		HICKMAN					GRAYSON		
		MARSHALL					HARDIN		
		MCCRACKEN					LARUE		
		2					PENNYRILE	CALDWELL	MARION
								CHRISTIAN	MEADE
CRITTENDEN	NELSON								
HOPKINS	WASHINGTON								
LIVINGSTON	6		KIPDA	BULLITT					
LYON				HENRY					
MUHLENBERG				JEFFERSON					
TODD				OLDHAM					
TRIGG				SHELBY					
3				GREEN RIVER	DAVISS	SPENCER			
		HANCOCK			TRIMBLE				
		HENDERSON			7	NORTHERN KY	BOONE		
		MCLEAN					CAMPBELL		
		OHIO					CARROLL		
	UNION	GALLATIN							
	WEBSTER	GRANT							
	4	BARREN RIVER	ALLEN				KENTON		
			BARREN				OWEN		
			BUTLER				PENDLETON		
EDMONSON			8	BUFFALO TRACE			BRACKEN		
HART							FLEMING		
LOGAN					LEWIS				

## 2019 ANNUAL KENTUCKY LONG TERM CARE UTILIZATION AND SERVICE REPORT

### County and Area Development District Reference

ADD	ADD NAME	COUNTY	ADD	ADD NAME	COUNTY
8	BUFFALO TRACE	MASON ROBERTSON	13	CUMBERLAND VALLEY	LAUREL ROCKCASTLE
9	GATEWAY	BATH MENIFEE MONTGOMERY MORGAN ROWAN	14	LAKE CUMBERLAND	WHITLEY ADAIR CASEY CLINTON CUMBERLAND
10	FIVCO	BOYD CARTER ELLIOTT GREENUP LAWRENCE			GREEN MCCREARY PULASKI RUSSELL TAYLOR
11	BIG SANDY	FLOYD JOHNSON MAGOFFIN MARTIN PIKE	15	BLUEGRASS	WAYNE ANDERSON BOURBON BOYLE CLARK
12	KY RIVER	BREATHITT KNOTT LEE LESLIE LETCHER OWSLEY PERRY WOLFE			ESTILL FAYETTE FRANKLIN GARRARD HARRISON JESSAMINE LINCOLN MADISON
13	CUMBERLAND VALLEY	BELL CLAY HARLAN JACKSON KNOX			MERCER NICHOLAS POWELL SCOTT WOODFORD

# Kentucky State Psychiatric Hospital/Community Mental Health Center Regions



\*KPCP provides forensic psychiatric services statewide



## 2019 ANNUAL KENTUCKY LONG TERM CARE UTILIZATION AND SERVICE REPORT

### County and Community Mental Health Center Region Reference

CMHC	CMHC REGION	COUNTY	CMHC	CMHC REGION	COUNTY				
1	FOUR RIVERS	BALLARD	4	LIFESKILLS	METCALFE				
		CALLOWAY			MONROE				
		CARLISLE			SIMPSON				
		FULTON			WARREN				
		GRAVES			5	COMMUNICARE	BRECKINRIDGE		
		HICKMAN					GRAYSON		
		LIVINGSTON					HARDIN		
		MARSHALL					LARUE		
		MCCRACKEN					MARION		
		2					PENNYROYAL	CALDWELL	6
CHRISTIAN	NELSON								
CRITTENDEN	WASHINGTON								
HOPKINS	BULLITT								
LYON	HENRY								
MUHLENBERG	JEFFERSON								
TODD	OLDHAM								
TRIGG	SHELBY								
3	RIVER VALLEY		DAVIESS	7	NORTHKEY	SPENCER			
			HANCOCK			TRIMBLE			
		HENDERSON	BOONE						
		MCLEAN	CAMPBELL						
		OHIO	CARROLL						
		UNION	GALLATIN						
		WEBSTER	GRANT						
		4	LIFESKILLS			ALLEN	8	COMPREHEND	KENTON
						BARREN			OWEN
						BUTLER			PENDLETON
EDMONSON	BRACKEN								
HART	FLEMING								
LOGAN	LEWIS								

## 2019 ANNUAL KENTUCKY LONG TERM CARE UTILIZATION AND SERVICE REPORT

### County and Community Mental Health Center Region Reference

CMHC	CMHC REGION	COUNTY	CMHC	CMHC REGION	COUNTY
8	COMPREHEND	MASON	13	CUMBERLAND RIVER	LAUREL
		ROBERTSON			ROCKCASTLE
9 - 10	PATHWAYS	BATH			WHITLEY
		BOYD	14	ADANTA	ADAIR
		CARTER			CASEY
		ELLIOTT			CLINTON
		GREENUP			CUMBERLAND
		LAWRENCE			GREEN
		MENIFEE			MCCREARY
		MONTGOMERY			PULASKI
		MORGAN			RUSSELL
		ROWAN			TAYLOR
11	MOUNTAIN	FLOYD			WAYNE
		JOHNSON	15	BLUEGRASS	ANDERSON
		MAGOFFIN			BOURBON
		MARTIN			BOYLE
		PIKE			CLARK
12	KENTUCKY RIVER	BREATHITT			ESTILL
		KNOTT			FAYETTE
		LEE			FRANKLIN
		LESLIE			GARRARD
		LETCHER			HARRISON
		OWSLEY			JESSAMINE
		PERRY			LINCOLN
		WOLFE			MADISON
13	CUMBERLAND RIVER	BELL			MERCER
		CLAY			NICHOLAS
		HARLAN			POWELL
		JACKSON			SCOTT
		KNOX			WOODFORD

# *Kentucky Annual Long-Term Care Services Report*



## *Section I Census Data*

## 2019 ANNUAL KENTUCKY LONG TERM CARE UTILIZATION AND SERVICE REPORT

### Table 1 - Census Data- Nursing Facility Beds

ADD / Facility	Licensed Beds	Beds In Operation	Beginning Census	Admissions	Discharges	Deaths	Ending Census	Total Patient Days	Occupancy Percentage
ADD:1 - Purchase									
<b>BALLARD</b>									
Life Care Center of LaCenter	70	70	48	112	91	21	48	18,840	73.74%
<b>BALLARD County Total:</b>	<b>70</b>	<b>70</b>	<b>48</b>	<b>112</b>	<b>91</b>	<b>21</b>	<b>48</b>	<b>18,840</b>	<b>73.74%</b>
<b>CALLOWAY</b>									
Spring Creek Health Care	226	226	129	417	378	52	116	46,689	56.60%
<b>CALLOWAY County Total:</b>	<b>226</b>	<b>226</b>	<b>129</b>	<b>417</b>	<b>378</b>	<b>52</b>	<b>116</b>	<b>46,689</b>	<b>56.60%</b>
<b>CARLISLE</b>									
Countryside Center	53	53	47	95	83	18	41	16,057	83.00%
<b>CARLISLE County Total:</b>	<b>53</b>	<b>53</b>	<b>47</b>	<b>95</b>	<b>83</b>	<b>18</b>	<b>41</b>	<b>16,057</b>	<b>83.00%</b>
<b>FULTON</b>									
Fulton Nursing and Rehab	60	60	44	113	103	16	38	15,431	70.46%
<b>FULTON County Total:</b>	<b>60</b>	<b>60</b>	<b>44</b>	<b>113</b>	<b>103</b>	<b>16</b>	<b>38</b>	<b>15,431</b>	<b>70.46%</b>
<b>GRAVES</b>									
Concordia Healthcare Center-Heritage Manor	85	85	67	137	136	13	55	20,564	66.28%
Green Acres Health Care	73	73	62	109	87	25	59	23,345	87.61%
Mills Health and Rehab Center	98	98	90	235	207	23	95	32,753	91.57%
<b>GRAVES County Total:</b>	<b>256</b>	<b>256</b>	<b>219</b>	<b>481</b>	<b>430</b>	<b>61</b>	<b>209</b>	<b>76,662</b>	<b>82.04%</b>
<b>HICKMAN</b>									
Clinton Hickman County Nursing Facility	46	46	45	70	54	18	43	15,774	93.95%
Clinton Place	88	88	68	134	116	20	66	24,090	75.00%
<b>HICKMAN County Total:</b>	<b>134</b>	<b>134</b>	<b>113</b>	<b>204</b>	<b>170</b>	<b>38</b>	<b>109</b>	<b>39,864</b>	<b>81.50%</b>
<b>MARSHALL</b>									
Calvert City Convalescent Center	95	95	80	96	52	42	82	28,908	83.37%
Lake Way Nursing and Rehabilitation Center	96	96	77	145	109	28	85	31,216	89.09%
Oakview Nursing and Rehabilitation Center	100	100	70	104	78	30	66	26,742	73.27%
<b>MARSHALL County Total:</b>	<b>291</b>	<b>291</b>	<b>227</b>	<b>345</b>	<b>239</b>	<b>100</b>	<b>233</b>	<b>86,866</b>	<b>81.78%</b>
<b>MCCRACKEN</b>									
Baptist Health Paducah	24	0	0	0	0	0	0	0	0.00%
Parkview Nursing and Rehabilitation Center	228	228	210	570	525	55	200	74,685	89.74%
River Haven Nursing and Rehab	103	103	62	65	49	8	70	22,907	60.93%
Stonecreek Health and Rehab	86	86	80	225	201	25	79	28,869	91.97%

## 2019 ANNUAL KENTUCKY LONG TERM CARE UTILIZATION AND SERVICE REPORT

### Table 1 - Census Data- Nursing Facility Beds

ADD / Facility	Licensed Beds	Beds In Operation	Beginning Census	Admissions	Discharges	Deaths	Ending Census	Total Patient Days	Occupancy Percentage
Superior Care Home	108	108	92	540	539	20	73	36,645	92.96%
<b>MCCRACKEN County Total:</b>	<b>549</b>	<b>525</b>	<b>444</b>	<b>1,400</b>	<b>1,314</b>	<b>108</b>	<b>422</b>	<b>163,106</b>	<b>81.40%</b>
<b>ADD: 1 Total</b>	<b>1,639</b>	<b>1,615</b>	<b>1,271</b>	<b>3,167</b>	<b>2,808</b>	<b>414</b>	<b>1,216</b>	<b>463,515</b>	<b>77.48%</b>
<b>ADD:2 - Pennyrite</b>									
<b>CALDWELL</b>									
Princeton Health and Rehab Center	104	104	66	163	139	20	70	25,214	66.42%
<b>CALDWELL County Total:</b>	<b>104</b>	<b>104</b>	<b>66</b>	<b>163</b>	<b>139</b>	<b>20</b>	<b>70</b>	<b>25,214</b>	<b>66.42%</b>
<b>CHRISTIAN</b>									
Bradford Heights Health & Rehab Center	100	100	68	315	280	16	87	31,194	85.46%
Christian Health Center, Hopkinsville	112	112	103	293	247	42	107	37,915	92.75%
Christian Heights Nursing and Rehabilitation Center	60	60	39	123	105	6	51	15,797	72.13%
Covington Convalescent Center	72	72	67	71	49	23	66	23,524	89.51%
Western State Nursing Facility	144	144	96	17	9	9	95	33,827	64.36%
<b>CHRISTIAN County Total:</b>	<b>488</b>	<b>488</b>	<b>373</b>	<b>819</b>	<b>690</b>	<b>96</b>	<b>406</b>	<b>142,257</b>	<b>79.87%</b>
<b>CRITTENDEN</b>									
Crittenden County Health and Rehabilitation Center	101	101	76	69	44	28	73	28,430	77.12%
<b>CRITTENDEN County Total:</b>	<b>101</b>	<b>101</b>	<b>76</b>	<b>69</b>	<b>44</b>	<b>28</b>	<b>73</b>	<b>28,430</b>	<b>77.12%</b>
<b>HOPKINS</b>									
Baptist Health Madisonville	20	0	0	0	0	0	0	0	0.00%
Brighton Cornerstone Health Care	66	66	52	71	59	10	54	18,841	78.21%
Dawson Springs Health And Rehab Ctr	59	59	57	25	19	9	54	19,730	91.62%
Hillside Center	71	71	50	152	125	20	57	19,108	73.73%
Joseph Eddie Ballard Western Kentucky Veterans Ctr	156	156	87	36	2	31	90	32,226	56.60%
Madisonville Health and Rehabilitation	94	94	82	249	205	37	89	30,271	88.23%
Ridgewood Terrace Nursing Home	110	110	102	207	167	37	105	37,192	92.63%
Tradewater Pointe	60	60	47	46	37	12	44	16,257	74.23%
<b>HOPKINS County Total:</b>	<b>636</b>	<b>616</b>	<b>477</b>	<b>786</b>	<b>614</b>	<b>156</b>	<b>493</b>	<b>173,625</b>	<b>74.79%</b>
<b>LIVINGSTON</b>									
Salem Springlake Health and Rehabilitation Center	75	75	57	62	52	19	48	18,707	68.34%
<b>LIVINGSTON County Total:</b>	<b>75</b>	<b>75</b>	<b>57</b>	<b>62</b>	<b>52</b>	<b>19</b>	<b>48</b>	<b>18,707</b>	<b>68.34%</b>

## 2019 ANNUAL KENTUCKY LONG TERM CARE UTILIZATION AND SERVICE REPORT

### Table 1 - Census Data- Nursing Facility Beds

ADD / Facility	Licensed Beds	Beds In Operation	Beginning Census	Admissions	Discharges	Deaths	Ending Census	Total Patient Days	Occupancy Percentage
<b>LYON</b>									
Christian Care Center of Kuttawa	65	65	62	128	114	26	50	19,466	82.05%
River's Bend Retirement Community	40	40	37	66	50	19	34	13,538	92.73%
<b>LYON County Total:</b>	<b>105</b>	<b>105</b>	<b>99</b>	<b>194</b>	<b>164</b>	<b>45</b>	<b>84</b>	<b>33,004</b>	<b>86.12%</b>
<b>MUHLENBERG</b>									
Concordia Nusing and Rehabilitation- Maple	97	97	93	163	156	7	93	33,502	94.63%
Diversicare of Greenville	62	62	60	73	69	5	59	21,265	93.97%
Owensboro Health Muhlenberg Community Hospital Long Term Care	45	45	42	163	136	24	45	15,176	92.40%
<b>MUHLENBERG County Total:</b>	<b>204</b>	<b>204</b>	<b>195</b>	<b>399</b>	<b>361</b>	<b>36</b>	<b>197</b>	<b>69,943</b>	<b>93.93%</b>
<b>TODD</b>									
Hearthstone Place	60	60	51	107	87	16	55	19,616	89.57%
<b>TODD County Total:</b>	<b>60</b>	<b>60</b>	<b>51</b>	<b>107</b>	<b>87</b>	<b>16</b>	<b>55</b>	<b>19,616</b>	<b>89.57%</b>
<b>TRIGG</b>									
Shady Lawn Nursing and Rehabilitation Center	50	50	36	61	43	17	37	13,369	73.25%
<b>TRIGG County Total:</b>	<b>50</b>	<b>50</b>	<b>36</b>	<b>61</b>	<b>43</b>	<b>17</b>	<b>37</b>	<b>13,369</b>	<b>73.25%</b>
<b>ADD: 2 Total</b>	<b>1,823</b>	<b>1,803</b>	<b>1,430</b>	<b>2,660</b>	<b>2,194</b>	<b>433</b>	<b>1,463</b>	<b>524,165</b>	<b>78.78%</b>
<b>ADD:3 - Green River</b>									
<b>DAVIESS</b>									
Carmel Home	36	36	36	25	11	14	36	12,968	98.69%
Hermitage Care and Rehabilitation Center	70	70	49	100	60	35	54	19,710	77.14%
Owensboro Center	145	141	124	209	181	38	114	43,759	82.68%
Signature Healthcare at Hillcrest	156	156	116	328	256	53	135	46,241	81.21%
The Transitional Care Center of Owensboro	30	30	18	520	522	4	12	5,948	54.32%
Twin Rivers Nursing and Rehab Center	132	132	107	172	146	34	99	36,339	75.42%
Wellington Parc of Owensboro	20	20	20	11	4	7	20	7,196	98.58%
<b>DAVIESS County Total:</b>	<b>589</b>	<b>585</b>	<b>470</b>	<b>1,365</b>	<b>1,180</b>	<b>185</b>	<b>470</b>	<b>172,161</b>	<b>80.08%</b>
<b>HANCOCK</b>									
Heartland Villa Care and Rehabilitation Center Com	45	45	42	67	44	23	42	15,296	93.13%
<b>HANCOCK County Total:</b>	<b>45</b>	<b>45</b>	<b>42</b>	<b>67</b>	<b>44</b>	<b>23</b>	<b>42</b>	<b>15,296</b>	<b>93.13%</b>

## 2019 ANNUAL KENTUCKY LONG TERM CARE UTILIZATION AND SERVICE REPORT

### Table 1 - Census Data- Nursing Facility Beds

ADD / Facility	Licensed Beds	Beds In Operation	Beginning Census	Admissions	Discharges	Deaths	Ending Census	Total Patient Days	Occupancy Percentage
<b>HENDERSON</b>									
Henderson Nursing and Rehabilitation Center	90	90	51	137	100	21	67	21,673	65.98%
Redbanks	222	222	174	352	302	57	167	65,448	80.77%
<b>HENDERSON County Total:</b>	<b>312</b>	<b>312</b>	<b>225</b>	<b>489</b>	<b>402</b>	<b>78</b>	<b>234</b>	<b>87,121</b>	<b>76.50%</b>
<b>MCLEAN</b>									
Riverside Care & Rehab Ctr	79	79	59	79	52	19	67	23,417	81.21%
<b>MCLEAN County Total:</b>	<b>79</b>	<b>79</b>	<b>59</b>	<b>79</b>	<b>52</b>	<b>19</b>	<b>67</b>	<b>23,417</b>	<b>81.21%</b>
<b>OHIO</b>									
Beaver Dam Nursing and Rehab Center	58	58	56	101	85	15	57	20,286	95.82%
Fordsville Nursing and Rehabilitation Center	67	67	57	51	38	12	58	21,382	87.43%
Signature Healthcare of Hartford Rehab and Wellnes	110	110	88	149	110	32	95	34,932	87.00%
<b>OHIO County Total:</b>	<b>235</b>	<b>235</b>	<b>201</b>	<b>301</b>	<b>233</b>	<b>59</b>	<b>210</b>	<b>76,600</b>	<b>89.30%</b>
<b>UNION</b>									
Breckinridge Place	16	16	15	3	2	1	15	5,774	98.87%
Morganfield Nursing and Rehabilitation Center	60	60	44	103	77	18	52	18,853	86.09%
<b>UNION County Total:</b>	<b>76</b>	<b>76</b>	<b>59</b>	<b>106</b>	<b>79</b>	<b>19</b>	<b>67</b>	<b>24,627</b>	<b>88.78%</b>
<b>WEBSTER</b>									
Redbanks Colonial Terrace	87	87	70	64	43	24	67	25,895	81.55%
<b>WEBSTER County Total:</b>	<b>87</b>	<b>87</b>	<b>70</b>	<b>64</b>	<b>43</b>	<b>24</b>	<b>67</b>	<b>25,895</b>	<b>81.55%</b>
<b>ADD: 3 Total</b>	<b>1,423</b>	<b>1,419</b>	<b>1,126</b>	<b>2,471</b>	<b>2,033</b>	<b>407</b>	<b>1,157</b>	<b>425,117</b>	<b>81.85%</b>
<b>ADD:4 - Barren River</b>									
<b>ALLEN</b>									
Cal Turner Rehab and Specialty Care	110	110	104	104	55	45	108	39,112	97.41%
<b>ALLEN County Total:</b>	<b>110</b>	<b>110</b>	<b>104</b>	<b>104</b>	<b>55</b>	<b>45</b>	<b>108</b>	<b>39,112</b>	<b>97.41%</b>
<b>BARREN</b>									
Barren County Nursing and Rehab	94	94	78	180	139	33	86	31,226	91.01%
Glasgow State Nursing Facility	100	75	67	23	11	16	63	23,734	65.02%
Glenview Health Care Facility	60	60	58	47	35	17	53	20,197	92.22%
NHC HealthCare, Glasgow	194	194	163	345	259	71	178	63,762	90.05%
Signature Healthcare of Glasgow	68	68	61	97	73	20	65	22,955	92.49%

## 2019 ANNUAL KENTUCKY LONG TERM CARE UTILIZATION AND SERVICE REPORT

### Table 1 - Census Data- Nursing Facility Beds

ADD / Facility	Licensed Beds	Beds In Operation	Beginning Census	Admissions	Discharges	Deaths	Ending Census	Total Patient Days	Occupancy Percentage
T J Samson Community Hospital Skilled Nursing Unit	16	16	9	237	235	0	11	3,465	59.33%
<b>BARREN County Total:</b>	<b>532</b>	<b>507</b>	<b>436</b>	<b>929</b>	<b>752</b>	<b>157</b>	<b>456</b>	<b>165,339</b>	<b>85.15%</b>
<b>BUTLER</b>									
Morgantown Care and Rehabilitation Center	122	122	115	172	135	42	110	44,530	100.00%
<b>BUTLER County Total:</b>	<b>122</b>	<b>122</b>	<b>115</b>	<b>172</b>	<b>135</b>	<b>42</b>	<b>110</b>	<b>44,530</b>	<b>100.00%</b>
<b>EDMONSON</b>									
Edmonson Center	74	74	69	94	68	23	72	25,805	95.54%
<b>EDMONSON County Total:</b>	<b>74</b>	<b>74</b>	<b>69</b>	<b>94</b>	<b>68</b>	<b>23</b>	<b>72</b>	<b>25,805</b>	<b>95.54%</b>
<b>HART</b>									
Signature Healthcare of Hart County	104	104	90	127	85	36	96	34,224	90.16%
<b>HART County Total:</b>	<b>104</b>	<b>104</b>	<b>90</b>	<b>127</b>	<b>85</b>	<b>36</b>	<b>96</b>	<b>34,224</b>	<b>90.16%</b>
<b>LOGAN</b>									
Auburn Health Care	66	66	45	61	43	8	55	18,998	78.86%
Creekwood Place Nursing and Rehab Center	104	104	93	264	232	28	97	35,355	93.14%
<b>LOGAN County Total:</b>	<b>170</b>	<b>170</b>	<b>138</b>	<b>325</b>	<b>275</b>	<b>36</b>	<b>152</b>	<b>54,353</b>	<b>87.60%</b>
<b>METCALFE</b>									
Metcalfe Health Care Center	71	71	65	115	94	17	69	24,301	93.77%
<b>METCALFE County Total:</b>	<b>71</b>	<b>71</b>	<b>65</b>	<b>115</b>	<b>94</b>	<b>17</b>	<b>69</b>	<b>24,301</b>	<b>93.77%</b>
<b>MONROE</b>									
Signature HealthCare of Monroe County Rehab	104	104	102	132	112	21	101	35,597	93.78%
<b>MONROE County Total:</b>	<b>104</b>	<b>104</b>	<b>102</b>	<b>132</b>	<b>112</b>	<b>21</b>	<b>101</b>	<b>35,597</b>	<b>93.78%</b>
<b>SIMPSON</b>									
Franklin-Simpson Nursing and Rehabilitation	98	98	83	279	246	24	92	30,847	86.24%
<b>SIMPSON County Total:</b>	<b>98</b>	<b>98</b>	<b>83</b>	<b>279</b>	<b>246</b>	<b>24</b>	<b>92</b>	<b>30,847</b>	<b>86.24%</b>
<b>WARREN</b>									
Bowling Green Nursing and Rehabilitation	66	66	59	116	104	12	59	21,056	87.41%
Christian Health Center, Bowling Green	22	22	17	221	212	8	18	6,236	77.66%
Colonial Center	48	48	44	103	104	5	38	15,969	91.15%
Greenwood Nursing and Rehabilitation	128	128	127	619	566	58	122	44,719	95.72%
Hopkins Center	50	50	49	63	48	20	44	16,556	90.72%



## 2019 ANNUAL KENTUCKY LONG TERM CARE UTILIZATION AND SERVICE REPORT

### Table 1 - Census Data- Nursing Facility Beds

ADD / Facility	Licensed Beds	Beds In Operation	Beginning Census	Admissions	Discharges	Deaths	Ending Census	Total Patient Days	Occupancy Percentage
Signature Healthcare Bowling Green	176	176	130	216	168	33	145	49,788	77.50%
<b>WARREN County Total:</b>	<b>490</b>	<b>490</b>	<b>426</b>	<b>1,338</b>	<b>1,202</b>	<b>136</b>	<b>426</b>	<b>154,324</b>	<b>86.29%</b>
<b>ADD: 4 Total</b>	<b>1,875</b>	<b>1,850</b>	<b>1,628</b>	<b>3,615</b>	<b>3,024</b>	<b>537</b>	<b>1,682</b>	<b>608,432</b>	<b>88.90%</b>
<b>ADD:5 - Lincoln Trail</b>									
<b>BRECKINRIDGE</b>									
Breckinridge Memorial Nursing Facility	18	18	18	6	1	5	18	6,522	99.27%
Hardinsburg Nursing and Rehabilitation	63	63	59	85	65	17	62	21,745	94.56%
<b>BRECKINRIDGE County Total:</b>	<b>81</b>	<b>81</b>	<b>77</b>	<b>91</b>	<b>66</b>	<b>22</b>	<b>80</b>	<b>28,267</b>	<b>95.61%</b>
<b>GRAYSON</b>									
Grayson Manor	72	72	64	100	77	24	63	24,839	94.52%
Spring View Health and Rehab Center	71	71	63	167	150	12	68	23,952	92.43%
<b>GRAYSON County Total:</b>	<b>143</b>	<b>143</b>	<b>127</b>	<b>267</b>	<b>227</b>	<b>36</b>	<b>131</b>	<b>48,791</b>	<b>93.48%</b>
<b>HARDIN</b>									
Elizabethtown Nursing and Rehab	65	65	55	152	120	28	59	21,790	91.84%
Helmwood Healthcare Center	60	60	54	189	159	31	53	19,710	90.00%
Kensington Center	82	82	76	337	313	24	76	28,055	93.74%
Nursing Facility of Hardin Memorial Hospital	15	15	10	323	322	0	11	4,117	75.20%
Radcliff Veterans Center	120	120	49	53	3	26	73	24,045	54.90%
Signature Healthcare at North Hardin Rehab	148	148	112	393	341	43	121	43,604	80.72%
Signature Healthcare of Elizabethtown	112	104	90	280	259	29	82	31,301	76.57%
<b>HARDIN County Total:</b>	<b>602</b>	<b>594</b>	<b>446</b>	<b>1,727</b>	<b>1,517</b>	<b>181</b>	<b>475</b>	<b>172,622</b>	<b>78.56%</b>
<b>LARUE</b>									
Sunrise Manor Nursing Home	137	137	116	423	352	64	123	45,665	91.32%
<b>LARUE County Total:</b>	<b>137</b>	<b>137</b>	<b>116</b>	<b>423</b>	<b>352</b>	<b>64</b>	<b>123</b>	<b>45,665</b>	<b>91.32%</b>
<b>MARION</b>									
Cedars Of Lebanon Nursing Center	81	81	55	54	42	12	55	19,462	65.83%
Loretto Motherhouse Infirmary	55	55	49	21	9	10	51	17,614	87.74%
Village of Lebanon II	16	16	15	5	0	5	15	5,694	97.50%
<b>MARION County Total:</b>	<b>152</b>	<b>152</b>	<b>119</b>	<b>80</b>	<b>51</b>	<b>27</b>	<b>121</b>	<b>42,770</b>	<b>77.09%</b>
<b>MEADE</b>									
Brandenburg Nursing and Rehabilitation	57	57	54	115	92	29	48	18,339	88.15%
<b>MEADE County Total:</b>	<b>57</b>	<b>57</b>	<b>54</b>	<b>115</b>	<b>92</b>	<b>29</b>	<b>48</b>	<b>18,339</b>	<b>88.15%</b>

## 2019 ANNUAL KENTUCKY LONG TERM CARE UTILIZATION AND SERVICE REPORT

### Table 1 - Census Data- Nursing Facility Beds

ADD / Facility	Licensed Beds	Beds In Operation	Beginning Census	Admissions	Discharges	Deaths	Ending Census	Total Patient Days	Occupancy Percentage
<b>NELSON</b>									
Flaget Memorial Hospital NF	12	12	5	265	260	3	7	3,123	71.30%
Landmark of Bardstown Rehab and Nursing	100	100	70	249	221	25	73	27,445	75.19%
Signature Healthcare At Colonial Rehab	65	65	56	182	146	38	54	21,287	89.72%
<b>NELSON County Total:</b>	<b>177</b>	<b>177</b>	<b>131</b>	<b>696</b>	<b>627</b>	<b>66</b>	<b>134</b>	<b>51,855</b>	<b>80.26%</b>
<b>WASHINGTON</b>									
Sansbury Care Center	48	48	47	25	17	12	43	16,153	92.20%
Springfield Nursing and Rehabilitation Center	70	70	61	115	111	6	59	22,045	86.28%
<b>WASHINGTON County Total:</b>	<b>118</b>	<b>118</b>	<b>108</b>	<b>140</b>	<b>128</b>	<b>18</b>	<b>102</b>	<b>38,198</b>	<b>88.69%</b>
<b>ADD: 5 Total</b>	<b>1,467</b>	<b>1,459</b>	<b>1,178</b>	<b>3,539</b>	<b>3,060</b>	<b>443</b>	<b>1,214</b>	<b>446,507</b>	<b>83.39%</b>
<b>ADD:6 - KIPDA</b>									
<b>BULLITT</b>									
Bedrock HC at Green Meadows	122	122	86	159	120	37	88	31,544	70.84%
<b>BULLITT County Total:</b>	<b>122</b>	<b>122</b>	<b>86</b>	<b>159</b>	<b>120</b>	<b>37</b>	<b>88</b>	<b>31,544</b>	<b>70.84%</b>
<b>HENRY</b>									
New Castle Nursing and Rehab	60	60	51	68	47	16	56	20,569	93.92%
<b>HENRY County Total:</b>	<b>60</b>	<b>60</b>	<b>51</b>	<b>68</b>	<b>47</b>	<b>16</b>	<b>56</b>	<b>20,569</b>	<b>93.92%</b>
<b>JEFFERSON</b>									
Cherokee Park Rehabilitation	84	84	72	272	265	10	69	29,889	97.49%
Christian Health Center of Louisville	118	118	99	375	343	25	106	38,391	89.14%
Clifton Oaks Care Center	110	110	72	125	92	9	96	27,802	69.25%
Diversicare of Seneca Place	107	107	80	138	103	13	102	36,514	93.49%
Episcopal Church Home	93	93	74	477	310	156	85	29,260	86.20%
Essex Nursing and Rehabilitation Center	128	128	100	225	167	48	110	39,428	84.39%
Forest Springs Health Campus	58	58	49	378	366	16	45	17,204	81.27%
Franciscan Health Care Center	85	85	79	733	693	38	81	29,017	93.53%
Glen Ridge Health Campus	70	64	58	721	695	18	66	21,228	83.08%
Highlands Nursing and Rehabilitation Center	154	154	111	185	125	24	147	52,221	92.90%
Hillcreek Rehabilitation and Care	172	172	148	194	201	20	121	49,378	78.65%
Home of the Innocents	76	76	76	54	53	2	75	27,363	98.64%
Jeffersontown Rehabilitation	98	98	77	278	250	23	82	31,467	87.97%
Kindred Hospital - Louisville	47	44	43	57	44	14	42	14,301	83.36%

## 2019 ANNUAL KENTUCKY LONG TERM CARE UTILIZATION AND SERVICE REPORT

### Table 1 - Census Data- Nursing Facility Beds

ADD / Facility	Licensed Beds	Beds In Operation	Beginning Census	Admissions	Discharges	Deaths	Ending Census	Total Patient Days	Occupancy Percentage
Klondike Center	62	62	55	120	109	10	56	21,044	92.99%
Landmark of Iroquois Park and Nursing Center	120	120	96	183	144	34	101	36,107	82.44%
Landmark of Louisville Rehab and Nursing	252	252	209	580	526	37	226	79,171	86.07%
Landmark of River City Rehabilitation and Nursing	92	92	84	152	142	21	73	29,306	87.27%
Little Sisters of the Poor	35	35	32	14	4	10	32	12,413	97.17%
Lyndon Woods Care & Rehabilitation	145	145	114	110	104	18	102	39,621	74.86%
Masonic Home of Louisville	167	167	131	985	887	64	165	50,487	82.83%
Nazareth Home	118	118	110	644	532	112	110	40,150	93.22%
Nazareth Home Clifton	115	115	101	513	474	57	83	35,222	83.91%
Park Terrace Health Campus	88	88	72	756	724	26	78	26,280	81.82%
Providence Louisville East Post Acute	178	178	140	318	238	51	169	58,410	89.90%
Regency Rehabilitation and Nursing Center	110	110	106	241	241	17	89	37,018	92.20%
Regis Woods Care and Rehabilitation Center	186	186	171	284	288	23	144	58,207	85.74%
Rivers Edge Nursing and Rehabilitation Center	91	91	84	68	49	12	91	31,226	94.01%
Signature Health Care of East Louisville	128	128	115	494	474	35	100	41,334	88.47%
Signature Health Care of South Louisville	100	100	89	651	611	49	80	32,241	88.33%
Signature Healthcare At Jefferson Manor Rehab	100	97	69	192	142	36	83	29,054	79.60%
Signature Healthcare at Jefferson Place Rehab	95	95	78	647	635	30	60	26,513	76.46%
Signature Healthcare At Rockford Rehab	110	110	98	318	296	25	95	34,114	84.97%
Signature Healthcare at St's Mary & Elizabeth Hosp	20	20	16	484	475	6	19	6,396	87.62%
Signature Healthcare At Summerfield Rehab	165	161	109	468	417	26	134	46,001	76.38%
Springhurst Health and Rehab	90	90	79	122	137	24	40	21,069	64.14%
St Matthews Care Center	125	125	118	276	269	17	108	40,636	89.07%
Sycamore Heights Health and Rehab	96	96	65	124	102	24	63	22,995	65.63%
The Forum at Brookside	40	40	30	116	111	9	26	9,490	65.00%
Treyton Oaks Towers	60	60	41	164	144	20	41	15,780	72.05%

## 2019 ANNUAL KENTUCKY LONG TERM CARE UTILIZATION AND SERVICE REPORT

### Table 1 - Census Data- Nursing Facility Beds

ADD / Facility	Licensed Beds	Beds In Operation	Beginning Census	Admissions	Discharges	Deaths	Ending Census	Total Patient Days	Occupancy Percentage
Valhalla Post Acute	130	130	94	662	613	24	119	39,907	84.10%
Wesley Manor	68	64	55	110	61	43	61	22,933	92.40%
Westminster Terrace	112	104	89	177	146	26	94	34,247	83.77%
Westport Place Health Campus	62	62	50	531	498	25	58	19,897	87.92%
<b>JEFFERSON County Total:</b>	<b>4,660</b>	<b>4,632</b>	<b>3,838</b>	<b>14,716</b>	<b>13,300</b>	<b>1,327</b>	<b>3,927</b>	<b>1,440,732</b>	<b>84.70%</b>
<b>OLDHAM</b>									
Baptist Health La Grange	30	24	10	154	145	12	7	4,193	38.29%
Friendship Health and Rehab	128	128	118	82	37	41	122	42,487	90.94%
Providence Richwood	120	120	99	156	107	37	111	36,968	84.40%
<b>OLDHAM County Total:</b>	<b>278</b>	<b>272</b>	<b>227</b>	<b>392</b>	<b>289</b>	<b>90</b>	<b>240</b>	<b>83,648</b>	<b>82.44%</b>
<b>SHELBY</b>									
Crestview Center	58	58	57	200	181	21	55	20,213	95.48%
Masonic Home of Shelbyville	117	111	86	407	382	34	77	28,891	67.65%
<b>SHELBY County Total:</b>	<b>175</b>	<b>169</b>	<b>143</b>	<b>607</b>	<b>563</b>	<b>55</b>	<b>132</b>	<b>49,104</b>	<b>76.88%</b>
<b>SPENCER</b>									
Signature Health Care of Spencer County	120	120	88	189	140	42	95	35,301	80.60%
<b>SPENCER County Total:</b>	<b>120</b>	<b>120</b>	<b>88</b>	<b>189</b>	<b>140</b>	<b>42</b>	<b>95</b>	<b>35,301</b>	<b>80.60%</b>
<b>TRIMBLE</b>									
Signature Health Care of Trimble County	60	58	47	59	51	12	43	16,904	77.19%
<b>TRIMBLE County Total:</b>	<b>60</b>	<b>58</b>	<b>47</b>	<b>59</b>	<b>51</b>	<b>12</b>	<b>43</b>	<b>16,904</b>	<b>77.19%</b>
<b>ADD: 6 Total</b>	<b>5,475</b>	<b>5,433</b>	<b>4,480</b>	<b>16,190</b>	<b>14,510</b>	<b>1,579</b>	<b>4,581</b>	<b>1,677,802</b>	<b>83.96%</b>
<b>ADD:7 - Northern KY</b>									
<b>BOONE</b>									
Boonespring Transitional Care Center	143	143	0	416	278	17	121	25,053	58.01%
Bridgepoint Care and Rehabilitation Center	151	151	137	312	289	29	131	50,575	91.76%
Florence Park Care Center	150	150	144	285	187	132	110	46,920	85.70%
St Elizabeth Florence SNF	16	16	16	318	318	2	14	5,453	93.37%
<b>BOONE County Total:</b>	<b>460</b>	<b>460</b>	<b>297</b>	<b>1,331</b>	<b>1,072</b>	<b>180</b>	<b>376</b>	<b>128,001</b>	<b>80.56%</b>
<b>CAMPBELL</b>									
Carmel Manor	95	95	87	189	141	61	74	29,743	85.78%
Coldspring Transitional Care Center	143	143	127	468	410	68	117	45,541	87.25%
Highlandspring of Ft Thomas	140	140	131	533	502	47	115	46,148	90.31%
St Elizabeth FT Thomas SNF	26	26	15	374	371	2	16	5,975	62.96%

## 2019 ANNUAL KENTUCKY LONG TERM CARE UTILIZATION AND SERVICE REPORT

### Table 1 - Census Data- Nursing Facility Beds

ADD / Facility	Licensed Beds	Beds In Operation	Beginning Census	Admissions	Discharges	Deaths	Ending Census	Total Patient Days	Occupancy Percentage
The Seasons at Alexandria	117	117	114	292	259	43	104	40,967	95.93%
<b>CAMPBELL County Total:</b>	<b>521</b>	<b>521</b>	<b>474</b>	<b>1,856</b>	<b>1,683</b>	<b>221</b>	<b>426</b>	<b>168,374</b>	<b>88.54%</b>
CARROLL									
Signature Healthcare of Carrollton Rehab	78	78	65	93	74	18	66	24,850	87.28%
<b>CARROLL County Total:</b>	<b>78</b>	<b>78</b>	<b>65</b>	<b>93</b>	<b>74</b>	<b>18</b>	<b>66</b>	<b>24,850</b>	<b>87.28%</b>
GALLATIN									
Gallatin Nursing and Rehab	120	120	94	135	86	32	111	37,006	84.49%
<b>GALLATIN County Total:</b>	<b>120</b>	<b>120</b>	<b>94</b>	<b>135</b>	<b>86</b>	<b>32</b>	<b>111</b>	<b>37,006</b>	<b>84.49%</b>
GRANT									
Grant Center	95	95	91	175	155	18	93	33,191	95.72%
<b>GRANT County Total:</b>	<b>95</b>	<b>95</b>	<b>91</b>	<b>175</b>	<b>155</b>	<b>18</b>	<b>93</b>	<b>33,191</b>	<b>95.72%</b>
KENTON									
Emerald Trace	54	54	43	440	413	26	44	16,048	81.42%
Madonna Manor	59	59	55	257	232	28	52	19,885	92.34%
Rosedale Green	176	176	167	119	48	72	166	61,628	95.93%
The Pavilion at Kenton	82	82	75	168	156	13	74	27,673	92.46%
Village Care Center	100	100	88	176	145	28	91	34,245	93.82%
Villaspring of Erlanger	140	140	138	777	742	39	134	41,286	80.79%
Woodcrest Nursing and Rehabilitation Center	127	127	99	149	115	24	109	36,334	78.38%
<b>KENTON County Total:</b>	<b>738</b>	<b>738</b>	<b>665</b>	<b>2,086</b>	<b>1,851</b>	<b>230</b>	<b>670</b>	<b>237,099</b>	<b>88.02%</b>
OWEN									
Owenton Center	100	100	98	143	126	21	94	34,746	95.19%
<b>OWEN County Total:</b>	<b>100</b>	<b>100</b>	<b>98</b>	<b>143</b>	<b>126</b>	<b>21</b>	<b>94</b>	<b>34,746</b>	<b>95.19%</b>
PENDLETON									
River Valley Nursing Home	60	60	59	61	36	27	57	21,005	95.91%
<b>PENDLETON County Total:</b>	<b>60</b>	<b>60</b>	<b>59</b>	<b>61</b>	<b>36</b>	<b>27</b>	<b>57</b>	<b>21,005</b>	<b>95.91%</b>
<b>ADD: 7 Total</b>	<b>2,172</b>	<b>2,172</b>	<b>1,843</b>	<b>5,880</b>	<b>5,083</b>	<b>747</b>	<b>1,893</b>	<b>684,272</b>	<b>87.31%</b>
<b>ADD:8 - Buffalo Trace</b>									
BRACKEN									
Bracken County Nursing and Rehabilitation Center	32	32	25	58	46	11	26	9,283	79.48%
<b>BRACKEN County Total:</b>	<b>32</b>	<b>32</b>	<b>25</b>	<b>58</b>	<b>46</b>	<b>11</b>	<b>26</b>	<b>9,283</b>	<b>79.48%</b>

## 2019 ANNUAL KENTUCKY LONG TERM CARE UTILIZATION AND SERVICE REPORT

### Table 1 - Census Data- Nursing Facility Beds

ADD / Facility	Licensed Beds	Beds In Operation	Beginning Census	Admissions	Discharges	Deaths	Ending Census	Total Patient Days	Occupancy Percentage
<b>FLEMING</b>									
Pioneer Trace Nursing Home	92	92	79	75	58	18	78	28,709	85.49%
<b>FLEMING County Total:</b>	<b>92</b>	<b>92</b>	<b>79</b>	<b>75</b>	<b>58</b>	<b>18</b>	<b>78</b>	<b>28,709</b>	<b>85.49%</b>
<b>LEWIS</b>									
Vanceburg Rehabilitation and Care	94	94	89	112	94	17	90	32,850	95.74%
<b>LEWIS County Total:</b>	<b>94</b>	<b>94</b>	<b>89</b>	<b>112</b>	<b>94</b>	<b>17</b>	<b>90</b>	<b>32,850</b>	<b>95.74%</b>
<b>MASON</b>									
Maysville Nursing and Rehabilitation Facility	130	130	114	314	226	79	123	41,981	88.47%
<b>MASON County Total:</b>	<b>130</b>	<b>130</b>	<b>114</b>	<b>314</b>	<b>226</b>	<b>79</b>	<b>123</b>	<b>41,981</b>	<b>88.47%</b>
<b>ROBERTSON</b>									
Robertson County Health Care Facility	60	60	56	74	55	20	55	20,157	92.04%
<b>ROBERTSON County Total:</b>	<b>60</b>	<b>60</b>	<b>56</b>	<b>74</b>	<b>55</b>	<b>20</b>	<b>55</b>	<b>20,157</b>	<b>92.04%</b>
<b>ADD: 8 Total</b>	<b>408</b>	<b>408</b>	<b>363</b>	<b>633</b>	<b>479</b>	<b>145</b>	<b>372</b>	<b>132,980</b>	<b>89.30%</b>
<b>ADD:9 - Gateway</b>									
<b>BATH</b>									
Ridgeway Nursing and Rehabilitation	99	99	92	117	104	14	91	34,160	94.53%
<b>BATH County Total:</b>	<b>99</b>	<b>99</b>	<b>92</b>	<b>117</b>	<b>104</b>	<b>14</b>	<b>91</b>	<b>34,160</b>	<b>94.53%</b>
<b>MENIFEE</b>									
Edgewood Estates	60	60	55	38	24	13	56	20,949	95.66%
<b>MENIFEE County Total:</b>	<b>60</b>	<b>60</b>	<b>55</b>	<b>38</b>	<b>24</b>	<b>13</b>	<b>56</b>	<b>20,949</b>	<b>95.66%</b>
<b>MONTGOMERY</b>									
Windsor Care Center	144	144	134	306	268	40	132	48,225	91.75%
<b>MONTGOMERY County Total:</b>	<b>144</b>	<b>144</b>	<b>134</b>	<b>306</b>	<b>268</b>	<b>40</b>	<b>132</b>	<b>48,225</b>	<b>91.75%</b>
<b>MORGAN</b>									
West Liberty Nursing and Rehabilitation Center	48	48	44	45	34	9	46	15,852	90.48%
<b>MORGAN County Total:</b>	<b>48</b>	<b>48</b>	<b>44</b>	<b>45</b>	<b>34</b>	<b>9</b>	<b>46</b>	<b>15,852</b>	<b>90.48%</b>
<b>ROWAN</b>									
Life Care Center of Morehead	97	96	93	127	111	22	87	33,444	94.46%
St Claire Medical Center TCU	10	10	5	231	190	41	5	2,364	64.77%
<b>ROWAN County Total:</b>	<b>107</b>	<b>106</b>	<b>98</b>	<b>358</b>	<b>301</b>	<b>63</b>	<b>92</b>	<b>35,808</b>	<b>91.69%</b>
<b>ADD: 9 Total</b>	<b>458</b>	<b>457</b>	<b>423</b>	<b>864</b>	<b>731</b>	<b>139</b>	<b>417</b>	<b>154,994</b>	<b>92.72%</b>

## 2019 ANNUAL KENTUCKY LONG TERM CARE UTILIZATION AND SERVICE REPORT

### Table 1 - Census Data- Nursing Facility Beds

ADD / Facility	Licensed Beds	Beds In Operation	Beginning Census	Admissions	Discharges	Deaths	Ending Census	Total Patient Days	Occupancy Percentage
<b>ADD:10 - FIVCO</b>									
<b>BOYD</b>									
Boyd Nursing and Rehabilitation Center	60	60	57	44	41	12	48	1,698	7.75%
King's Daughters Medical Center	20	20	17	352	359	0	10	5,450	74.66%
Kingsbrook Lifecare Center	137	137	129	505	474	36	124	47,406	94.80%
Woodland Oaks Health Care Facility	110	110	107	257	219	38	107	38,857	96.78%
<b>BOYD County Total:</b>	<b>327</b>	<b>327</b>	<b>310</b>	<b>1,158</b>	<b>1,093</b>	<b>86</b>	<b>289</b>	<b>93,411</b>	<b>78.26%</b>
<b>CARTER</b>									
Carter Nursing and Rehabilitation Center	120	120	113	197	164	29	117	41,506	94.76%
<b>CARTER County Total:</b>	<b>120</b>	<b>120</b>	<b>113</b>	<b>197</b>	<b>164</b>	<b>29</b>	<b>117</b>	<b>41,506</b>	<b>94.76%</b>
<b>ELLIOTT</b>									
Elliott Nursing and Rehabilitation Center	75	75	69	79	57	25	66	24,716	90.29%
<b>ELLIOTT County Total:</b>	<b>75</b>	<b>75</b>	<b>69</b>	<b>79</b>	<b>57</b>	<b>25</b>	<b>66</b>	<b>24,716</b>	<b>90.29%</b>
<b>GREENUP</b>									
Oakmont Manor	85	85	84	298	287	10	85	30,016	96.75%
South Shore Nursing and Rehabilitation Center	60	60	53	80	64	19	50	17,953	81.98%
Wurtland Nursing and Rehabilitation Center	126	124	110	203	196	17	100	38,514	83.74%
<b>GREENUP County Total:</b>	<b>271</b>	<b>269</b>	<b>247</b>	<b>581</b>	<b>547</b>	<b>46</b>	<b>235</b>	<b>86,483</b>	<b>87.43%</b>
<b>LAWRENCE</b>									
The Jordan Center	104	104	83	76	53	18	88	33,829	89.12%
<b>LAWRENCE County Total:</b>	<b>104</b>	<b>104</b>	<b>83</b>	<b>76</b>	<b>53</b>	<b>18</b>	<b>88</b>	<b>33,829</b>	<b>89.12%</b>
<b>ADD: 10 Total</b>	<b>897</b>	<b>895</b>	<b>822</b>	<b>2,091</b>	<b>1,914</b>	<b>204</b>	<b>795</b>	<b>279,945</b>	<b>85.50%</b>
<b>ADD:11 - Big Sandy</b>									
<b>FLOYD</b>									
Highlands ARH Regional Medical Center (Prestonsburg)	18	0	0	0	0	0	0	0	0.00%
Prestonsburg Health Care Center	56	54	52	186	176	13	49	17,885	87.50%
Riverview Health Care Center	121	121	118	96	70	26	118	42,259	95.68%
<b>FLOYD County Total:</b>	<b>195</b>	<b>175</b>	<b>170</b>	<b>282</b>	<b>246</b>	<b>39</b>	<b>167</b>	<b>60,144</b>	<b>84.50%</b>
<b>JOHNSON</b>									
Mountain Manor of Paintsville	126	126	102	234	209	16	111	38,445	83.59%
<b>JOHNSON County Total:</b>	<b>126</b>	<b>126</b>	<b>102</b>	<b>234</b>	<b>209</b>	<b>16</b>	<b>111</b>	<b>38,445</b>	<b>83.59%</b>

## 2019 ANNUAL KENTUCKY LONG TERM CARE UTILIZATION AND SERVICE REPORT

### Table 1 - Census Data- Nursing Facility Beds

ADD / Facility	Licensed Beds	Beds In Operation	Beginning Census	Admissions	Discharges	Deaths	Ending Census	Total Patient Days	Occupancy Percentage
<b>MAGOFFIN</b>									
Salyersville Nursing and Rehabilitation Center	142	136	115	257	233	24	115	42,352	81.71%
<b>MAGOFFIN County Total:</b>	<b>142</b>	<b>136</b>	<b>115</b>	<b>257</b>	<b>233</b>	<b>24</b>	<b>115</b>	<b>42,352</b>	<b>81.71%</b>
<b>MARTIN</b>									
Martin County Health Care Facility	65	65	54	128	102	18	62	22,020	92.81%
<b>MARTIN County Total:</b>	<b>65</b>	<b>65</b>	<b>54</b>	<b>128</b>	<b>102</b>	<b>18</b>	<b>62</b>	<b>22,020</b>	<b>92.81%</b>
<b>PIKE</b>									
Good Shepherd Community Nursing Center	118	118	87	274	255	17	89	30,928	71.81%
Landmark of Elkhorn City Rehabilitation	106	106	83	149	132	18	82	32,342	83.59%
Parkview Nursing and Rehabilitation Center (Pikeville)	120	120	106	271	238	34	105	39,434	90.03%
Pikeville Nursing and Rehab Center	106	106	87	198	177	30	78	30,249	78.18%
Williamson ARH Nursing Facility	35	35	25	117	113	12	17	8,299	64.96%
<b>PIKE County Total:</b>	<b>485</b>	<b>485</b>	<b>388</b>	<b>1,009</b>	<b>915</b>	<b>111</b>	<b>371</b>	<b>141,252</b>	<b>79.79%</b>
<b>ADD: 11 Total</b>	<b>1,013</b>	<b>987</b>	<b>829</b>	<b>1,910</b>	<b>1,705</b>	<b>208</b>	<b>826</b>	<b>304,213</b>	<b>82.28%</b>
<b>ADD:12 - KY River</b>									
<b>BREATHITT</b>									
Nim Henson Geriatric Center	120	120	63	80	64	15	64	22,892	52.26%
<b>BREATHITT County Total:</b>	<b>120</b>	<b>120</b>	<b>63</b>	<b>80</b>	<b>64</b>	<b>15</b>	<b>64</b>	<b>22,892</b>	<b>52.26%</b>
<b>KNOTT</b>									
Knott County Health and Rehabilitation Center	92	92	90	106	90	19	87	32,337	96.30%
<b>KNOTT County Total:</b>	<b>92</b>	<b>92</b>	<b>90</b>	<b>106</b>	<b>90</b>	<b>19</b>	<b>87</b>	<b>32,337</b>	<b>96.30%</b>
<b>LEE</b>									
Lee County Care and Rehabilitation Center	109	109	107	153	130	23	107	37,960	95.41%
<b>LEE County Total:</b>	<b>109</b>	<b>109</b>	<b>107</b>	<b>153</b>	<b>130</b>	<b>23</b>	<b>107</b>	<b>37,960</b>	<b>95.41%</b>
<b>LESLIE</b>									
Hyden Health and Rehabilitation Center	94	94	92	163	153	10	92	33,180	96.71%
<b>LESLIE County Total:</b>	<b>94</b>	<b>94</b>	<b>92</b>	<b>163</b>	<b>153</b>	<b>10</b>	<b>92</b>	<b>33,180</b>	<b>96.71%</b>
<b>LETCHER</b>									
Letcher Manor	142	142	127	307	304	6	124	46,611	89.93%
<b>LETCHER County Total:</b>	<b>142</b>	<b>142</b>	<b>127</b>	<b>307</b>	<b>304</b>	<b>6</b>	<b>124</b>	<b>46,611</b>	<b>89.93%</b>



## 2019 ANNUAL KENTUCKY LONG TERM CARE UTILIZATION AND SERVICE REPORT

### Table 1 - Census Data- Nursing Facility Beds

ADD / Facility	Licensed Beds	Beds In Operation	Beginning Census	Admissions	Discharges	Deaths	Ending Census	Total Patient Days	Occupancy Percentage
<b>OWSLEY</b>									
Owsley County Health Care Center	95	95	86	99	81	23	81	31,446	90.69%
<b>OWSLEY County Total:</b>	<b>95</b>	<b>95</b>	<b>86</b>	<b>99</b>	<b>81</b>	<b>23</b>	<b>81</b>	<b>31,446</b>	<b>90.69%</b>
<b>PERRY</b>									
Hazard Health and Rehabilitation Center	200	200	192	342	310	39	185	68,341	93.62%
Paul E Patton Eastern Ky Veterans Center	120	120	107	43	14	23	113	39,643	90.51%
<b>PERRY County Total:</b>	<b>320</b>	<b>320</b>	<b>299</b>	<b>385</b>	<b>324</b>	<b>62</b>	<b>298</b>	<b>107,984</b>	<b>92.45%</b>
<b>WOLFE</b>									
Wolfe County Health and Rehabilitation Center	100	100	97	96	75	22	96	35,409	97.01%
<b>WOLFE County Total:</b>	<b>100</b>	<b>100</b>	<b>97</b>	<b>96</b>	<b>75</b>	<b>22</b>	<b>96</b>	<b>35,409</b>	<b>97.01%</b>
<b>ADD: 12 Total</b>	<b>1,072</b>	<b>1,072</b>	<b>961</b>	<b>1,389</b>	<b>1,221</b>	<b>180</b>	<b>949</b>	<b>347,819</b>	<b>88.89%</b>
<b>ADD:13 - Cumberland Valley</b>									
<b>BELL</b>									
Middlesboro Nursing and Rehab	95	95	87	85	55	25	92	33,802	97.48%
Mountain View Nursing and Rehab Ctr	115	115	79	124	93	25	85	31,213	74.36%
Pineville Community Hospital	30	0	0	0	0	0	0	0	0.00%
<b>BELL County Total:</b>	<b>240</b>	<b>210</b>	<b>166</b>	<b>209</b>	<b>148</b>	<b>50</b>	<b>177</b>	<b>65,015</b>	<b>74.22%</b>
<b>CLAY</b>									
Landmark of Laurel Creek Rehab and Nursing	106	106	99	197	169	25	102	36,688	94.83%
<b>CLAY County Total:</b>	<b>106</b>	<b>106</b>	<b>99</b>	<b>197</b>	<b>169</b>	<b>25</b>	<b>102</b>	<b>36,688</b>	<b>94.83%</b>
<b>HARLAN</b>									
Harlan Health and Rehabilitation Center	143	143	140	169	146	26	137	50,943	97.60%
Tri-Cities Nursing and Rehabilitation Center	85	85	75	196	176	17	78	28,631	92.28%
<b>HARLAN County Total:</b>	<b>228</b>	<b>228</b>	<b>215</b>	<b>365</b>	<b>322</b>	<b>43</b>	<b>215</b>	<b>79,574</b>	<b>95.62%</b>
<b>JACKSON</b>									
Signature HealthCare at Jackson Manor	51	51	48	121	111	13	45	17,334	93.12%
<b>JACKSON County Total:</b>	<b>51</b>	<b>51</b>	<b>48</b>	<b>121</b>	<b>111</b>	<b>13</b>	<b>45</b>	<b>17,334</b>	<b>93.12%</b>
<b>KNOX</b>									
Barbourville Health and Rehabilitation Center	135	135	132	124	102	30	124	47,134	95.65%

## 2019 ANNUAL KENTUCKY LONG TERM CARE UTILIZATION AND SERVICE REPORT

### Table 1 - Census Data- Nursing Facility Beds

ADD / Facility	Licensed Beds	Beds In Operation	Beginning Census	Admissions	Discharges	Deaths	Ending Census	Total Patient Days	Occupancy Percentage
Christian Health Center - Corbin	100	100	94	106	79	26	95	34,738	95.17%
<b>KNOX County Total:</b>	<b>235</b>	<b>235</b>	<b>226</b>	<b>230</b>	<b>181</b>	<b>56</b>	<b>219</b>	<b>81,872</b>	<b>95.45%</b>
LAUREL									
Hillcrest Health and Rehabilitation Center	120	120	116	154	124	39	107	40,822	93.20%
Laurel Heights Home for the Elderly	143	143	138	146	88	56	140	51,074	97.85%
<b>LAUREL County Total:</b>	<b>263</b>	<b>263</b>	<b>254</b>	<b>300</b>	<b>212</b>	<b>95</b>	<b>247</b>	<b>91,896</b>	<b>95.73%</b>
ROCKCASTLE									
Rockcastle Health and Rehabilitation Center	104	104	101	208	181	33	95	35,364	93.16%
Rockcastle Regional Hospital and Respiratory Care	143	143	118	167	131	36	118	44,162	87.88%
<b>ROCKCASTLE County Total:</b>	<b>247</b>	<b>247</b>	<b>219</b>	<b>375</b>	<b>312</b>	<b>69</b>	<b>213</b>	<b>79,526</b>	<b>90.15%</b>
WHITLEY									
Corbin Health and Rehabilitation Center	100	100	93	129	101	30	91	34,361	94.14%
The Heritage	85	85	85	191	175	21	80	29,944	96.52%
Williamsburg Health and Rehabilitation Center	125	125	118	98	73	25	118	44,205	96.89%
<b>WHITLEY County Total:</b>	<b>310</b>	<b>310</b>	<b>296</b>	<b>418</b>	<b>349</b>	<b>76</b>	<b>289</b>	<b>108,510</b>	<b>95.90%</b>
<b>ADD: 13 Total</b>	<b>1,680</b>	<b>1,650</b>	<b>1,523</b>	<b>2,215</b>	<b>1,804</b>	<b>427</b>	<b>1,507</b>	<b>560,415</b>	<b>91.68%</b>
ADD:14 - Lake Cumberland									
ADAIR									
Signature Healthcare At Summit Manor Rehab	104	104	97	188	151	43	91	35,263	92.90%
<b>ADAIR County Total:</b>	<b>104</b>	<b>104</b>	<b>97</b>	<b>188</b>	<b>151</b>	<b>43</b>	<b>91</b>	<b>35,263</b>	<b>92.90%</b>
CASEY									
Liberty Care and Rehabilitation Center	97	97	88	93	76	20	85	32,458	91.68%
<b>CASEY County Total:</b>	<b>97</b>	<b>97</b>	<b>88</b>	<b>93</b>	<b>76</b>	<b>20</b>	<b>85</b>	<b>32,458</b>	<b>91.68%</b>
CLINTON									
Clinton County Care and Rehabilitation Center	52	52	51	63	57	6	51	17,500	92.20%
<b>CLINTON County Total:</b>	<b>52</b>	<b>52</b>	<b>51</b>	<b>63</b>	<b>57</b>	<b>6</b>	<b>51</b>	<b>17,500</b>	<b>92.20%</b>
CUMBERLAND									
Cumberland Valley Manor	84	84	74	77	49	32	70	27,073	88.30%
<b>CUMBERLAND County Total:</b>	<b>84</b>	<b>84</b>	<b>74</b>	<b>77</b>	<b>49</b>	<b>32</b>	<b>70</b>	<b>27,073</b>	<b>88.30%</b>

## 2019 ANNUAL KENTUCKY LONG TERM CARE UTILIZATION AND SERVICE REPORT

### Table 1 - Census Data- Nursing Facility Beds

ADD / Facility	Licensed Beds	Beds In Operation	Beginning Census	Admissions	Discharges	Deaths	Ending Census	Total Patient Days	Occupancy Percentage
<b>GREEN</b>									
Green Hill Rehabilitation and Care	118	118	106	117	93	27	103	37,980	88.18%
McDowell Skilled Nursing Facility	5	0	0	0	0	0	0	0	0.00%
<b>GREEN County Total:</b>	<b>123</b>	<b>118</b>	<b>106</b>	<b>117</b>	<b>93</b>	<b>27</b>	<b>103</b>	<b>37,980</b>	<b>84.60%</b>
<b>MCCREARY</b>									
Signature Healthcare of McCreary County Rehab	60	60	57	113	80	39	51	18,250	83.33%
<b>MCCREARY County Total:</b>	<b>60</b>	<b>60</b>	<b>57</b>	<b>113</b>	<b>80</b>	<b>39</b>	<b>51</b>	<b>18,250</b>	<b>83.33%</b>
<b>PULASKI</b>									
Cumberland Nursing and Rehabilitation Center	93	93	89	214	188	25	90	31,734	93.49%
Lake Cumberland Regional Hospital	12	12	11	231	231	2	9	4,091	93.40%
Somerset Nursing and Rehabilitation Facility	123	123	108	173	130	38	113	40,832	90.95%
Somerwoods Nursing and Rehabilitation	166	166	130	167	136	37	124	46,145	76.16%
<b>PULASKI County Total:</b>	<b>394</b>	<b>394</b>	<b>338</b>	<b>785</b>	<b>685</b>	<b>102</b>	<b>336</b>	<b>122,802</b>	<b>85.39%</b>
<b>RUSSELL</b>									
Fair Oaks Health Systems	114	114	113	74	52	22	113	40,592	97.55%
<b>RUSSELL County Total:</b>	<b>114</b>	<b>114</b>	<b>113</b>	<b>74</b>	<b>52</b>	<b>22</b>	<b>113</b>	<b>40,592</b>	<b>97.55%</b>
<b>TAYLOR</b>									
Campbellsville Nursing and Rehabilitation	67	67	59	138	122	19	56	21,530	88.04%
The Grandview Nursing and Rehabilitation Facility	81	81	51	258	206	32	71	26,677	90.23%
<b>TAYLOR County Total:</b>	<b>148</b>	<b>148</b>	<b>110</b>	<b>396</b>	<b>328</b>	<b>51</b>	<b>127</b>	<b>48,207</b>	<b>89.24%</b>
<b>WAYNE</b>									
Hicks' Golden Years Nursing Home	59	59	59	31	6	28	56	21,103	97.99%
<b>WAYNE County Total:</b>	<b>59</b>	<b>59</b>	<b>59</b>	<b>31</b>	<b>6</b>	<b>28</b>	<b>56</b>	<b>21,103</b>	<b>97.99%</b>
<b>ADD: 14 Total</b>	<b>1,235</b>	<b>1,230</b>	<b>1,093</b>	<b>1,937</b>	<b>1,577</b>	<b>370</b>	<b>1,083</b>	<b>401,228</b>	<b>89.01%</b>
<b>ADD:15 - Bluegrass</b>									
<b>ANDERSON</b>									
Signature Healthcare at Heritage Hall Rehab	94	94	88	149	128	21	88	31,857	92.85%
<b>ANDERSON County Total:</b>	<b>94</b>	<b>94</b>	<b>88</b>	<b>149</b>	<b>128</b>	<b>21</b>	<b>88</b>	<b>31,857</b>	<b>92.85%</b>

## 2019 ANNUAL KENTUCKY LONG TERM CARE UTILIZATION AND SERVICE REPORT

### Table 1 - Census Data- Nursing Facility Beds

ADD / Facility	Licensed Beds	Beds In Operation	Beginning Census	Admissions	Discharges	Deaths	Ending Census	Total Patient Days	Occupancy Percentage
<b>BOURBON</b>									
Bourbon Heights	67	67	64	13	3	16	58	23,907	97.76%
<b>BOURBON County Total:</b>	<b>67</b>	<b>67</b>	<b>64</b>	<b>13</b>	<b>3</b>	<b>16</b>	<b>58</b>	<b>23,907</b>	<b>97.76%</b>
<b>BOYLE</b>									
Charleston Health Care Center	90	90	85	168	124	48	81	30,891	94.04%
Danville Center For Health	106	106	104	157	139	32	90	36,292	93.80%
Ephraim McDowell Regional Medical Center	25	0	0	0	0	0	0	0	0.00%
<b>BOYLE County Total:</b>	<b>221</b>	<b>196</b>	<b>189</b>	<b>325</b>	<b>263</b>	<b>80</b>	<b>171</b>	<b>67,183</b>	<b>83.29%</b>
<b>CLARK</b>									
Clark Regional Medical Center Transitional Care Un	25	25	19	260	254	9	16	7,619	83.50%
Fountain Circle Care and Rehab Ctr	179	179	138	420	380	49	129	50,098	76.68%
<b>CLARK County Total:</b>	<b>204</b>	<b>204</b>	<b>157</b>	<b>680</b>	<b>634</b>	<b>58</b>	<b>145</b>	<b>57,717</b>	<b>77.51%</b>
<b>ESTILL</b>									
Irvine Nursing and Rehabilitation	86	86	81	158	137	21	81	30,271	96.44%
<b>ESTILL County Total:</b>	<b>86</b>	<b>86</b>	<b>81</b>	<b>158</b>	<b>137</b>	<b>21</b>	<b>81</b>	<b>30,271</b>	<b>96.44%</b>
<b>FAYETTE</b>									
Bluegrass Care and Rehabilitation Center	124	116	98	163	120	39	102	38,584	85.25%
Brookdale Richmond Place SNF	120	120	80	372	313	43	96	31,399	71.69%
Cambridge Place	108	108	100	89	86	6	97	36,540	92.69%
Cardinal Hill Rehab Unit	74	74	25	809	804	1	29	10,340	38.28%
Homestead Post Acute	136	136	131	198	184	16	129	48,296	97.29%
Lexington Country Place	111	94	83	233	191	40	85	31,389	77.48%
Mayfair Manor	98	94	86	268	231	37	86	31,482	88.01%
Northpoint Lexington Healthcare Center	150	150	141	305	256	47	143	51,325	93.74%
Pine Meadows Post Acute	120	120	108	215	176	31	116	42,264	96.49%
Rose Manor Health Care	34	34	33	12	3	13	29	11,199	90.24%
Sayre Christian Village Nursing Home	119	119	116	63	17	44	118	41,667	95.93%
Signature Healthcare At Tanbark Rehab	34	34	27	449	443	6	27	10,315	83.12%
The Willows At Fritz Farm	54	54	47	356	327	29	47	17,629	89.44%
The Willows at Hamburg	54	54	52	117	88	29	52	18,990	96.35%
Willows at Citation	54	54	49	293	271	29	42	16,915	85.82%
<b>FAYETTE County Total:</b>	<b>1,390</b>	<b>1,361</b>	<b>1,176</b>	<b>3,942</b>	<b>3,510</b>	<b>410</b>	<b>1,198</b>	<b>438,334</b>	<b>86.40%</b>

## 2019 ANNUAL KENTUCKY LONG TERM CARE UTILIZATION AND SERVICE REPORT

### Table 1 - Census Data- Nursing Facility Beds

ADD / Facility	Licensed Beds	Beds In Operation	Beginning Census	Admissions	Discharges	Deaths	Ending Census	Total Patient Days	Occupancy Percentage
<b>FRANKLIN</b>									
Bradford Square Rehabilitation and Nursing Center	100	100	100	264	241	29	94	33,823	92.67%
Frankfort Care and Rehabilitation	100	100	87	159	157	19	70	27,441	75.18%
<b>FRANKLIN County Total:</b>	<b>200</b>	<b>200</b>	<b>187</b>	<b>423</b>	<b>398</b>	<b>48</b>	<b>164</b>	<b>61,264</b>	<b>83.92%</b>
<b>GARRARD</b>									
Landmark of Lancaster Rehabilitation and Nursing	96	96	90	91	65	24	92	33,889	96.72%
<b>GARRARD County Total:</b>	<b>96</b>	<b>96</b>	<b>90</b>	<b>91</b>	<b>65</b>	<b>24</b>	<b>92</b>	<b>33,889</b>	<b>96.72%</b>
<b>HARRISON</b>									
Cedar Ridge Health Campus	48	48	47	82	71	12	46	16,754	95.63%
Edgemont Healthcare	68	68	53	101	64	27	63	22,394	90.23%
Grand Haven Nursing Home	54	54	50	120	103	15	52	18,708	94.92%
<b>HARRISON County Total:</b>	<b>170</b>	<b>170</b>	<b>150</b>	<b>303</b>	<b>238</b>	<b>54</b>	<b>161</b>	<b>57,856</b>	<b>93.24%</b>
<b>JESSAMINE</b>									
Diversicare of Nicholasville	73	68	58	180	155	23	60	21,948	82.37%
Thomson Hood Veterans Center	285	285	151	72	9	63	151	57,487	55.26%
<b>JESSAMINE County Total:</b>	<b>358</b>	<b>353</b>	<b>209</b>	<b>252</b>	<b>164</b>	<b>86</b>	<b>211</b>	<b>79,435</b>	<b>60.79%</b>
<b>LINCOLN</b>									
Stanford Care and Rehab	128	128	120	142	95	54	113	42,442	90.84%
<b>LINCOLN County Total:</b>	<b>128</b>	<b>128</b>	<b>120</b>	<b>142</b>	<b>95</b>	<b>54</b>	<b>113</b>	<b>42,442</b>	<b>90.84%</b>
<b>MADISON</b>									
Berea Health and Rehabilitation	84	84	80	115	92	31	72	28,782	93.87%
Kenwood Health and Rehabilitation Center	93	93	77	240	211	21	85	30,492	89.83%
Madison Health and Rehabilitation Center	92	92	83	150	126	20	87	29,103	86.67%
Telford Terrace	25	25	0	37	15	5	17	4,912	53.83%
The Terrace Nursing and Rehabilitation	102	102	96	219	161	60	94	35,232	94.63%
<b>MADISON County Total:</b>	<b>396</b>	<b>396</b>	<b>336</b>	<b>761</b>	<b>605</b>	<b>137</b>	<b>355</b>	<b>128,521</b>	<b>88.92%</b>
<b>MERCER</b>									
Harrodsburg Health & Rehab Ctr	112	109	100	129	72	59	98	35,911	87.84%
The Willows at Harrodsburg	34	34	33	97	75	27	28	10,220	82.35%
<b>MERCER County Total:</b>	<b>146</b>	<b>143</b>	<b>133</b>	<b>226</b>	<b>147</b>	<b>86</b>	<b>126</b>	<b>46,131</b>	<b>86.57%</b>

## 2019 ANNUAL KENTUCKY LONG TERM CARE UTILIZATION AND SERVICE REPORT

### Table 1 - Census Data- Nursing Facility Beds

ADD / Facility	Licensed Beds	Beds In Operation	Beginning Census	Admissions	Discharges	Deaths	Ending Census	Total Patient Days	Occupancy Percentage
<b>NICHOLAS</b>									
Johnson Mathers Nursing Home	104	104	89	128	87	30	100	34,195	90.08%
<b>NICHOLAS County Total:</b>	<b>104</b>	<b>104</b>	<b>89</b>	<b>128</b>	<b>87</b>	<b>30</b>	<b>100</b>	<b>34,195</b>	<b>90.08%</b>
<b>POWELL</b>									
Stanton Nursing and Rehabilitation Center	81	81	73	111	81	37	66	26,049	88.11%
<b>POWELL County Total:</b>	<b>81</b>	<b>81</b>	<b>73</b>	<b>111</b>	<b>81</b>	<b>37</b>	<b>66</b>	<b>26,049</b>	<b>88.11%</b>
<b>SCOTT</b>									
Dover Manor	85	85	78	95	50	40	83	29,445	94.91%
Signature Healthcare of Georgetown	65	65	57	229	210	17	59	21,879	92.22%
<b>SCOTT County Total:</b>	<b>150</b>	<b>150</b>	<b>135</b>	<b>324</b>	<b>260</b>	<b>57</b>	<b>142</b>	<b>51,324</b>	<b>93.74%</b>
<b>WOODFORD</b>									
The Homeplace At Midway	23	23	23	25	8	17	23	8,094	96.41%
<b>WOODFORD County Total:</b>	<b>23</b>	<b>23</b>	<b>23</b>	<b>25</b>	<b>8</b>	<b>17</b>	<b>23</b>	<b>8,094</b>	<b>96.41%</b>
<b>ADD: 15 Total</b>	<b>3,914</b>	<b>3,852</b>	<b>3,300</b>	<b>8,053</b>	<b>6,823</b>	<b>1,236</b>	<b>3,294</b>	<b>1,218,469</b>	<b>85.29%</b>
<b>Statewide Total</b>	<b>26,551</b>	<b>26,302</b>	<b>22,270</b>	<b>56,614</b>	<b>48,966</b>	<b>7,469</b>	<b>22,449</b>	<b>8,229,873</b>	<b>85.02%</b>

## 2019 ANNUAL KENTUCKY LONG TERM CARE UTILIZATION AND SERVICE REPORT

### Table 1A - Census Data - Nursing Facility Beds

ADD / Facility	Number of Licensed Beds	Beds In Operation	Beginning Census	Admissions	Discharges	Deaths	Ending Census	Total Patient Days	Occupancy Percentage
PURCHASE	1,639	1,615	1,271	3,167	2,808	414	1,216	463,515	77.48%
PENNYRILE	1,823	1,803	1,430	2,660	2,194	433	1,463	524,165	78.78%
GREEN RIVER	1,423	1,419	1,126	2,471	2,033	407	1,157	425,117	81.85%
BARREN RIVER	1,875	1,850	1,628	3,615	3,024	537	1,682	608,432	88.90%
LINCOLN TRAIL	1,467	1,459	1,178	3,539	3,060	443	1,214	446,507	83.39%
KIPDA	5,475	5,433	4,480	16,190	14,510	1,579	4,581	1,677,802	83.96%
NORTHERN KY	2,172	2,172	1,843	5,880	5,083	747	1,893	684,272	87.31%
BUFFALO TRACE	408	408	363	633	479	145	372	132,980	89.30%
GATEWAY	458	457	423	864	731	139	417	154,994	92.72%
FIVCO	897	895	822	2,091	1,914	204	795	279,945	85.50%
BIG SANDY	1,013	987	829	1,910	1,705	208	826	304,213	82.28%
KY RIVER	1,072	1,072	961	1,389	1,221	180	949	347,819	88.89%
CUMBERLAND VALLEY	1,680	1,650	1,523	2,215	1,804	427	1,507	560,415	91.68%
LAKE CUMBERLAND	1,235	1,230	1,093	1,937	1,577	370	1,083	401,228	89.01%
BLUEGRASS	3,914	3,852	3,300	8,053	6,823	1,236	3,294	1,218,469	85.29%
STATE TOTAL:	26,551	26,302	22,270	56,614	48,966	7,469	22,449	8,229,873	85.02%

## 2019 ANNUAL KENTUCKY LONG TERM CARE UTILIZATION AND SERVICE REPORT

### Table 2 - Census Data - Personal Care Beds

ADD / Facility	Licensed Beds	Beds In Operation	Beginning Census	Admissions	Discharges	Deaths	Ending Census	Total Patient Days	Occupancy Percentage
<b>ADD:1 - Purchase</b>									
<b>CALLOWAY</b>									
Fern Terrace of Murray	103	87	71	34	33	4	68	24,820	66.02%
Gardens At Hickory Woods	22	22	19	7	16	0	10	4,811	59.91%
<b>CALLOWAY County Total:</b>	<b>125</b>	<b>109</b>	<b>90</b>	<b>41</b>	<b>49</b>	<b>4</b>	<b>78</b>	<b>29,631</b>	<b>64.94%</b>
<b>CARLISLE</b>									
Countryside Center	8	8	7	3	2	0	8	2,692	92.19%
<b>CARLISLE County Total:</b>	<b>8</b>	<b>8</b>	<b>7</b>	<b>3</b>	<b>2</b>	<b>0</b>	<b>8</b>	<b>2,692</b>	<b>92.19%</b>
<b>GRAVES</b>									
Fern Terrace of Mayfield	140	136	128	68	83	0	113	43,064	84.27%
<b>GRAVES County Total:</b>	<b>140</b>	<b>136</b>	<b>128</b>	<b>68</b>	<b>83</b>	<b>0</b>	<b>113</b>	<b>43,064</b>	<b>84.27%</b>
<b>HICKMAN</b>									
Clinton Hickman County Nursing Facility	10	10	5	4	5	0	4	1,368	37.48%
Clinton Place	10	10	4	4	1	0	7	2,555	70.00%
<b>HICKMAN County Total:</b>	<b>20</b>	<b>20</b>	<b>9</b>	<b>8</b>	<b>6</b>	<b>0</b>	<b>11</b>	<b>3,923</b>	<b>53.74%</b>
<b>MCCRACKEN</b>									
Gaither Suites at West Park	29	29	26	15	11	3	27	9,167	86.60%
<b>MCCRACKEN County Total:</b>	<b>29</b>	<b>29</b>	<b>26</b>	<b>15</b>	<b>11</b>	<b>3</b>	<b>27</b>	<b>9,167</b>	<b>86.60%</b>
<b>ADD: 1 Total</b>	<b>322</b>	<b>302</b>	<b>260</b>	<b>135</b>	<b>151</b>	<b>7</b>	<b>237</b>	<b>88,477</b>	<b>75.28%</b>
<b>ADD:2 - Pennyrile</b>									
<b>CALDWELL</b>									
Highland Homes, Inc.	100	100	85	53	43	1	94	34,310	94.00%
<b>CALDWELL County Total:</b>	<b>100</b>	<b>100</b>	<b>85</b>	<b>53</b>	<b>43</b>	<b>1</b>	<b>94</b>	<b>34,310</b>	<b>94.00%</b>
<b>CHRISTIAN</b>									
Christian County Manor	78	78	42	26	27	0	41	15,674	55.05%
Christian Health Center, Hopkinsville	2	2	2	2	3	0	1	557	76.30%
Pennyrile Home	94	94	83	131	136	0	78	29,116	84.86%
<b>CHRISTIAN County Total:</b>	<b>174</b>	<b>174</b>	<b>127</b>	<b>159</b>	<b>166</b>	<b>0</b>	<b>120</b>	<b>45,347</b>	<b>71.40%</b>
<b>CRITTENDEN</b>									
Crittenden County Health and Rehabilitation Center	4	4	0	0	0	0	0	0	0.00%
<b>CRITTENDEN County Total:</b>	<b>4</b>	<b>4</b>	<b>0</b>	<b>0</b>	<b>0</b>	<b>0</b>	<b>0</b>	<b>0</b>	<b>0.00%</b>
<b>HOPKINS</b>									
The Homestead	64	64	47	20	17	0	50	19,043	81.52%



## 2019 ANNUAL KENTUCKY LONG TERM CARE UTILIZATION AND SERVICE REPORT

### Table 2 - Census Data - Personal Care Beds

ADD / Facility	Licensed Beds	Beds In Operation	Beginning Census	Admissions	Discharges	Deaths	Ending Census	Total Patient Days	Occupancy Percentage
The Oaks PCH/Madisonville	58	58	46	13	10	0	49	12,450	58.81%
<b>HOPKINS County Total:</b>	<b>122</b>	<b>122</b>	<b>93</b>	<b>33</b>	<b>27</b>	<b>0</b>	<b>99</b>	<b>31,493</b>	<b>70.72%</b>
<b>MUHLENBERG</b>									
Diversicare of Greenville	14	14	2	10	5	2	5	1,917	37.51%
Sparks Nursing Center	88	88	77	32	37	0	72	22,892	71.27%
<b>MUHLENBERG County Total:</b>	<b>102</b>	<b>102</b>	<b>79</b>	<b>42</b>	<b>42</b>	<b>2</b>	<b>77</b>	<b>24,809</b>	<b>66.64%</b>
<b>TRIGG</b>									
Better Senior Living	68	68	46	26	18	1	53	18,788	75.70%
<b>TRIGG County Total:</b>	<b>68</b>	<b>68</b>	<b>46</b>	<b>26</b>	<b>18</b>	<b>1</b>	<b>53</b>	<b>18,788</b>	<b>75.70%</b>
<b>ADD: 2 Total</b>	<b>570</b>	<b>570</b>	<b>430</b>	<b>313</b>	<b>296</b>	<b>4</b>	<b>443</b>	<b>154,747</b>	<b>74.38%</b>
<b>ADD:3 - Green River</b>									
<b>DAVIESS</b>									
Carmel Home	79	79	78	24	23	4	75	27,886	96.71%
Davco Rest Home	92	92	89	27	28	0	88	31,982	95.24%
Fern Terrace of Owensboro	68	68	60	42	44	0	58	21,662	87.28%
Owensboro Center	39	16	10	8	3	0	15	4,502	31.63%
Rosedale Rest Home	50	50	34	26	33	0	27	11,661	63.90%
<b>DAVIESS County Total:</b>	<b>328</b>	<b>305</b>	<b>271</b>	<b>127</b>	<b>131</b>	<b>4</b>	<b>263</b>	<b>97,693</b>	<b>81.60%</b>
<b>HANCOCK</b>									
The Oaks PCH/Lewisport	56	56	46	26	22	0	50	18,131	88.70%
<b>HANCOCK County Total:</b>	<b>56</b>	<b>56</b>	<b>46</b>	<b>26</b>	<b>22</b>	<b>0</b>	<b>50</b>	<b>18,131</b>	<b>88.70%</b>
<b>HENDERSON</b>									
Henderson Manor	64	64	32	18	19	0	31	11,273	48.26%
<b>HENDERSON County Total:</b>	<b>64</b>	<b>64</b>	<b>32</b>	<b>18</b>	<b>19</b>	<b>0</b>	<b>31</b>	<b>11,273</b>	<b>48.26%</b>
<b>MCLEAN</b>									
Sunny Acres	32	32	22	9	10	1	20	6,617	56.65%
<b>MCLEAN County Total:</b>	<b>32</b>	<b>32</b>	<b>22</b>	<b>9</b>	<b>10</b>	<b>1</b>	<b>20</b>	<b>6,617</b>	<b>56.65%</b>
<b>OHIO</b>									
Beaver Dam Nursing and Rehab Center	21	21	18	17	16	0	19	6,831	89.12%
<b>OHIO County Total:</b>	<b>21</b>	<b>21</b>	<b>18</b>	<b>17</b>	<b>16</b>	<b>0</b>	<b>19</b>	<b>6,831</b>	<b>89.12%</b>
<b>ADD: 3 Total</b>	<b>501</b>	<b>478</b>	<b>389</b>	<b>197</b>	<b>198</b>	<b>5</b>	<b>383</b>	<b>140,545</b>	<b>76.86%</b>
<b>ADD:4 - Barren River</b>									
<b>ALLEN</b>									
Cornerstone Manor	36	36	35	46	49	0	32	11,680	88.89%

## 2019 ANNUAL KENTUCKY LONG TERM CARE UTILIZATION AND SERVICE REPORT

### Table 2 - Census Data - Personal Care Beds

ADD / Facility	Licensed Beds	Beds In Operation	Beginning Census	Admissions	Discharges	Deaths	Ending Census	Total Patient Days	Occupancy Percentage
Scottsville Manor	40	40	27	25	20	0	32	10,491	71.86%
<b>ALLEN County Total:</b>	<b>76</b>	<b>76</b>	<b>62</b>	<b>71</b>	<b>69</b>	<b>0</b>	<b>64</b>	<b>22,171</b>	<b>79.92%</b>
BARREN									
NHC HealthCare, Glasgow	12	12	2	0	1	0	1	381	8.70%
<b>BARREN County Total:</b>	<b>12</b>	<b>12</b>	<b>2</b>	<b>0</b>	<b>1</b>	<b>0</b>	<b>1</b>	<b>381</b>	<b>8.70%</b>
EDMONSON									
Edmonson Center	12	12	7	0	1	0	6	2,241	51.16%
<b>EDMONSON County Total:</b>	<b>12</b>	<b>12</b>	<b>7</b>	<b>0</b>	<b>1</b>	<b>0</b>	<b>6</b>	<b>2,241</b>	<b>51.16%</b>
HART									
Hart County Manor	54	54	47	19	17	3	46	17,510	88.84%
<b>HART County Total:</b>	<b>54</b>	<b>54</b>	<b>47</b>	<b>19</b>	<b>17</b>	<b>3</b>	<b>46</b>	<b>17,510</b>	<b>88.84%</b>
METCALFE									
Harper's Home for the Aged	27	27	24	3	3	0	24	8,760	88.89%
Metcalfe Health Care Center	13	13	11	2	5	0	8	3,647	76.86%
<b>METCALFE County Total:</b>	<b>40</b>	<b>40</b>	<b>35</b>	<b>5</b>	<b>8</b>	<b>0</b>	<b>32</b>	<b>12,407</b>	<b>84.98%</b>
SIMPSON									
Lewis Memorial Methodist Home	23	23	20	6	5	0	21	7,864	93.67%
<b>SIMPSON County Total:</b>	<b>23</b>	<b>23</b>	<b>20</b>	<b>6</b>	<b>5</b>	<b>0</b>	<b>21</b>	<b>7,864</b>	<b>93.67%</b>
WARREN									
Christian Health Center, Bowling Green	56	56	54	42	43	5	48	16,060	78.57%
Fern Terrace of Bowling Green	114	114	109	71	69	1	110	39,487	94.90%
The Haven At Massey Springs	18	18	15	13	7	3	18	5,475	83.33%
<b>WARREN County Total:</b>	<b>188</b>	<b>188</b>	<b>178</b>	<b>126</b>	<b>119</b>	<b>9</b>	<b>176</b>	<b>61,022</b>	<b>88.93%</b>
<b>ADD: 4 Total</b>	<b>405</b>	<b>405</b>	<b>351</b>	<b>227</b>	<b>220</b>	<b>12</b>	<b>346</b>	<b>123,596</b>	<b>83.61%</b>
ADD:5 - Lincoln Trail									
GRAYSON									
Grayson Manor	30	30	23	16	19	0	20	8,098	73.95%
<b>GRAYSON County Total:</b>	<b>30</b>	<b>30</b>	<b>23</b>	<b>16</b>	<b>19</b>	<b>0</b>	<b>20</b>	<b>8,098</b>	<b>73.95%</b>
HARDIN									
Signature Healthcare at North Hardin Rehab	16	16	0	0	0	0	0	0	0.00%
<b>HARDIN County Total:</b>	<b>16</b>	<b>16</b>	<b>0</b>	<b>0</b>	<b>0</b>	<b>0</b>	<b>0</b>	<b>0</b>	<b>0.00%</b>
MARION									
Loretto Motherhouse Infirmary	30	30	22	7	9	1	19	8,376	76.49%

## 2019 ANNUAL KENTUCKY LONG TERM CARE UTILIZATION AND SERVICE REPORT

### Table 2 - Census Data - Personal Care Beds

ADD / Facility	Licensed Beds	Beds In Operation	Beginning Census	Admissions	Discharges	Deaths	Ending Census	Total Patient Days	Occupancy Percentage
The Village of Lebanon II	10	10	2	6	3	0	5	785	21.51%
<b>MARION County Total:</b>	<b>40</b>	<b>40</b>	<b>24</b>	<b>13</b>	<b>12</b>	<b>1</b>	<b>24</b>	<b>9,161</b>	<b>62.75%</b>
MEADE									
Brandenburg Nursing and Rehabilitation	7	0	0	1	1	0	0	113	5.47%
<b>MEADE County Total:</b>	<b>7</b>	<b>0</b>	<b>0</b>	<b>1</b>	<b>1</b>	<b>0</b>	<b>0</b>	<b>113</b>	<b>5.47%</b>
NELSON									
Windsor Gardens CCRC	34	34	18	13	7	6	18	6,380	51.41%
<b>NELSON County Total:</b>	<b>34</b>	<b>34</b>	<b>18</b>	<b>13</b>	<b>7</b>	<b>6</b>	<b>18</b>	<b>6,380</b>	<b>51.41%</b>
WASHINGTON									
Sansbury Care Center	11	11	8	8	5	0	11	3,572	88.97%
<b>WASHINGTON County Total:</b>	<b>11</b>	<b>11</b>	<b>8</b>	<b>8</b>	<b>5</b>	<b>0</b>	<b>11</b>	<b>3,572</b>	<b>88.97%</b>
<b>ADD: 5 Total</b>	<b>138</b>	<b>131</b>	<b>73</b>	<b>51</b>	<b>44</b>	<b>7</b>	<b>73</b>	<b>27,324</b>	<b>54.78%</b>
ADD:6 - KIPDA									
BULLITT									
Colonial House of Shepherdsville	62	62	60	9	8	0	61	20,805	91.94%
<b>BULLITT County Total:</b>	<b>62</b>	<b>62</b>	<b>60</b>	<b>9</b>	<b>8</b>	<b>0</b>	<b>61</b>	<b>20,805</b>	<b>91.94%</b>
JEFFERSON									
Anthology of Louisville	101	101	20	48	10	4	54	14,994	40.67%
Atria Blankenbaker	99	42	39	28	29	6	32	16,425	45.45%
Barton House of Louisville #1	20	20	11	20	10	2	19	5,929	81.22%
Belmont Village	128	122	118	60	29	31	118	43,070	92.19%
Brookdale Stonestreet	20	19	20	6	4	5	17	6,929	94.92%
Eastern Star Home in KY	24	24	6	6	4	1	7	1,835	20.95%
Episcopal Church Home	127	83	57	63	63	1	56	21,489	46.36%
Exceptional Senior Living - Prospect	65	65	38	27	16	6	43	15,695	66.15%
Forest Hills Commons	144	144	90	62	31	19	102	37,230	70.83%
Forest Springs Health Campus	37	37	31	14	12	2	31	11,042	81.76%
Glen Ridge Health Campus	26	21	21	34	19	2	34	5,614	59.16%
Hallmark House Louisville II	32	32	20	11	7	7	17	6,192	53.01%
Heartsong Memory Care	36	36	20	29	17	7	25	8,621	65.61%
Little Sisters of the Poor	15	15	14	6	6	0	14	5,200	94.98%
Louisville Protestant Altenheim	30	30	21	12	9	4	20	7,451	68.05%
Masonic Home of Louisville	102	102	56	21	27	2	48	17,961	48.24%

## 2019 ANNUAL KENTUCKY LONG TERM CARE UTILIZATION AND SERVICE REPORT

### Table 2 - Census Data - Personal Care Beds

ADD / Facility	Licensed Beds	Beds In Operation	Beginning Census	Admissions	Discharges	Deaths	Ending Census	Total Patient Days	Occupancy Percentage
Morning Pointe Of Louisville At South Hurstbourne	80	80	45	48	23	10	60	21,900	75.00%
Nazareth Home	50	50	42	42	22	15	47	17,155	94.00%
Nazareth Home Clifton	31	12	12	3	3	0	12	4,196	37.08%
Park Louisville	64	64	26	46	21	13	38	11,847	50.71%
Parr's at Springhurst	91	91	82	26	40	6	62	27,531	82.89%
Rose Anna Hughes Home/Westminster	57	54	45	16	14	4	43	16,100	77.39%
Sunrise of Louisville	94	94	84	31	26	11	78	27,200	79.28%
Symphony at Oaklawn	102	80	78	30	11	20	77	28,470	76.47%
Symphony at Valley Farms	90	80	74	37	19	21	71	4,051	12.33%
The Forum at Brookside	24	24	23	1	0	1	23	8,760	100.00%
The Lantern At Morning Pointe (Louisville)	44	26	27	31	30	4	24	9,363	58.30%
The Legacy at English Station	65	60	48	28	23	3	50	17,885	75.38%
Treyton Oaks Towers	40	40	26	38	22	3	39	12,452	85.29%
Wesley Manor	39	28	27	25	12	11	29	9,735	68.39%
Westport Place Health Campus	26	26	25	4	3	1	25	7,956	83.84%
<b>JEFFERSON County Total:</b>	<b>1,903</b>	<b>1,702</b>	<b>1,246</b>	<b>853</b>	<b>562</b>	<b>222</b>	<b>1,315</b>	<b>450,278</b>	<b>64.83%</b>
<b>SHELBY</b>									
Colonial Hall Manor	57	57	53	33	29	0	57	20,108	96.65%
Masonic Home of Shelbyville	28	28	26	19	18	1	26	9,565	93.59%
<b>SHELBY County Total:</b>	<b>85</b>	<b>85</b>	<b>79</b>	<b>52</b>	<b>47</b>	<b>1</b>	<b>83</b>	<b>29,673</b>	<b>95.64%</b>
<b>ADD: 6 Total</b>	<b>2,050</b>	<b>1,849</b>	<b>1,385</b>	<b>914</b>	<b>617</b>	<b>223</b>	<b>1,459</b>	<b>500,756</b>	<b>66.92%</b>
<b>ADD:7 - Northern KY</b>									
<b>BOONE</b>									
Colonial Gardens	80	80	73	38	29	12	70	26,097	89.37%
Dominion Senior Living of Florence	84	84	0	68	15	2	51	8,304	38.92%
<b>BOONE County Total:</b>	<b>164</b>	<b>164</b>	<b>73</b>	<b>106</b>	<b>44</b>	<b>14</b>	<b>121</b>	<b>34,401</b>	<b>68.07%</b>
<b>CAMPBELL</b>									
Carmel Manor	80	24	17	9	10	1	15	6,061	20.76%
The Seasons at Alexandria	66	66	31	24	19	0	36	11,730	48.69%
<b>CAMPBELL County Total:</b>	<b>146</b>	<b>90</b>	<b>48</b>	<b>33</b>	<b>29</b>	<b>1</b>	<b>51</b>	<b>17,791</b>	<b>33.39%</b>
<b>CARROLL</b>									
Carrollton Manor	32	32	30	21	21	0	30	10,852	92.91%

## 2019 ANNUAL KENTUCKY LONG TERM CARE UTILIZATION AND SERVICE REPORT

### Table 2 - Census Data - Personal Care Beds

ADD / Facility	Licensed Beds	Beds In Operation	Beginning Census	Admissions	Discharges	Deaths	Ending Census	Total Patient Days	Occupancy Percentage
Valley Haven Rest Home	45	45	38	8	2	0	44	16,060	97.78%
<b>CARROLL County Total:</b>	<b>77</b>	<b>77</b>	<b>68</b>	<b>29</b>	<b>23</b>	<b>0</b>	<b>74</b>	<b>26,912</b>	<b>95.76%</b>
GRANT									
Jonesville Rest Home	26	26	25	5	7	0	23	8,577	90.38%
<b>GRANT County Total:</b>	<b>26</b>	<b>26</b>	<b>25</b>	<b>5</b>	<b>7</b>	<b>0</b>	<b>23</b>	<b>8,577</b>	<b>90.38%</b>
KENTON									
Brookdale Edgewood	113	95	66	40	20	14	72	20,786	50.40%
Covington Ladies Home	32	24	19	9	12	0	16	5,402	46.25%
Emerald Trace	20	20	15	12	8	1	18	6,049	82.86%
Ivy Knoll	45	45	31	18	25	4	20	8,447	51.43%
Madonna Manor	24	24	21	18	15	1	23	7,448	85.02%
Regency Manor	59	59	56	32	32	0	56	20,602	95.67%
Regency Manor North	30	30	30	13	14	0	29	10,712	97.83%
St Charles Care Center	32	32	28	23	21	6	24	8,527	73.01%
<b>KENTON County Total:</b>	<b>355</b>	<b>329</b>	<b>266</b>	<b>165</b>	<b>147</b>	<b>26</b>	<b>258</b>	<b>87,973</b>	<b>67.89%</b>
PENDLETON									
Falmouth Personal Care Home	27	27	23	6	3	0	26	7,585	76.97%
The Front Gate	19	19	19	9	9	0	19	6,935	100.00%
<b>PENDLETON County Total:</b>	<b>46</b>	<b>46</b>	<b>42</b>	<b>15</b>	<b>12</b>	<b>0</b>	<b>45</b>	<b>14,520</b>	<b>86.48%</b>
<b>ADD: 7 Total</b>	<b>814</b>	<b>732</b>	<b>522</b>	<b>353</b>	<b>262</b>	<b>41</b>	<b>572</b>	<b>190,174</b>	<b>66.08%</b>
<b>ADD:9 - Gateway</b>									
MENIFEE									
Edgewood Estates	8	8	6	1	1	0	6	2,378	81.44%
<b>MENIFEE County Total:</b>	<b>8</b>	<b>8</b>	<b>6</b>	<b>1</b>	<b>1</b>	<b>0</b>	<b>6</b>	<b>2,378</b>	<b>81.44%</b>
MONTGOMERY									
Regency Memory Care	26	26	12	39	34	0	17	5,557	58.56%
<b>MONTGOMERY County Total:</b>	<b>26</b>	<b>26</b>	<b>12</b>	<b>39</b>	<b>34</b>	<b>0</b>	<b>17</b>	<b>5,557</b>	<b>58.56%</b>
MORGAN									
West Liberty Nursing and Rehabilitation Center	2	2	2	0	0	0	2	730	100.00%
<b>MORGAN County Total:</b>	<b>2</b>	<b>2</b>	<b>2</b>	<b>0</b>	<b>0</b>	<b>0</b>	<b>2</b>	<b>730</b>	<b>100.00%</b>
<b>ADD: 9 Total</b>	<b>36</b>	<b>36</b>	<b>20</b>	<b>40</b>	<b>35</b>	<b>0</b>	<b>25</b>	<b>8,665</b>	<b>65.94%</b>

## 2019 ANNUAL KENTUCKY LONG TERM CARE UTILIZATION AND SERVICE REPORT

### Table 2 - Census Data - Personal Care Beds

ADD / Facility	Licensed Beds	Beds In Operation	Beginning Census	Admissions	Discharges	Deaths	Ending Census	Total Patient Days	Occupancy Percentage
<b>ADD:10 - FIVCO</b>									
<b>BOYD</b>									
Artrips Personal Care Home	22	22	20	2	4	0	18	6,570	81.82%
Hamilton's Personal Care Home	22	18	16	0	0	0	16	5,840	72.73%
King's Daughters And Sons Home	36	36	31	14	16	0	29	11,315	86.11%
<b>BOYD County Total:</b>	<b>80</b>	<b>76</b>	<b>67</b>	<b>16</b>	<b>20</b>	<b>0</b>	<b>63</b>	<b>23,725</b>	<b>81.25%</b>
<b>GREENUP</b>									
Frasure's Personal Care Home	61	61	56	31	29	1	57	20,254	90.97%
Morning Pointe Of Russell	68	68	54	27	32	4	45	17,127	69.00%
Russell Convalescent Home	28	28	26	21	19	2	26	9,553	93.47%
The Lantern At Morning Pointe Alzheimers and Memory Care	44	44	42	37	31	6	42	15,330	95.45%
Trinity Station Retirement Community	30	30	24	29	17	12	24	9,540	87.12%
<b>GREENUP County Total:</b>	<b>231</b>	<b>231</b>	<b>202</b>	<b>145</b>	<b>128</b>	<b>25</b>	<b>194</b>	<b>71,804</b>	<b>85.16%</b>
<b>LAWRENCE</b>									
The Jordan Center	6	6	2	1	2	0	1	520	24.07%
<b>LAWRENCE County Total:</b>	<b>6</b>	<b>6</b>	<b>2</b>	<b>1</b>	<b>2</b>	<b>0</b>	<b>1</b>	<b>520</b>	<b>24.07%</b>
<b>ADD: 10 Total</b>	<b>317</b>	<b>313</b>	<b>271</b>	<b>162</b>	<b>150</b>	<b>25</b>	<b>258</b>	<b>96,049</b>	<b>83.03%</b>
<b>ADD:11 - Big Sandy</b>									
<b>JOHNSON</b>									
Venture Home of Paintsville	65	65	60	74	67	2	65	23,400	98.63%
<b>JOHNSON County Total:</b>	<b>65</b>	<b>65</b>	<b>60</b>	<b>74</b>	<b>67</b>	<b>2</b>	<b>65</b>	<b>23,400</b>	<b>98.63%</b>
<b>MAGOFFIN</b>									
Salyersville Nursing and Rehabilitation Center	1	0	0	0	0	0	0	0	0.00%
<b>MAGOFFIN County Total:</b>	<b>1</b>	<b>0</b>	<b>0</b>	<b>0</b>	<b>0</b>	<b>0</b>	<b>0</b>	<b>0</b>	<b>0.00%</b>
<b>MARTIN</b>									
Martin County Health Care Facility	8	6	3	0	3	0	0	1,040	35.62%
<b>MARTIN County Total:</b>	<b>8</b>	<b>6</b>	<b>3</b>	<b>0</b>	<b>3</b>	<b>0</b>	<b>0</b>	<b>1,040</b>	<b>35.62%</b>
<b>PIKE</b>									
Good Shepherd Community Nursing Center	2	2	0	0	0	0	0	0	0.00%
<b>PIKE County Total:</b>	<b>2</b>	<b>2</b>	<b>0</b>	<b>0</b>	<b>0</b>	<b>0</b>	<b>0</b>	<b>0</b>	<b>0.00%</b>
<b>ADD: 11 Total</b>	<b>76</b>	<b>73</b>	<b>63</b>	<b>74</b>	<b>70</b>	<b>2</b>	<b>65</b>	<b>24,440</b>	<b>88.10%</b>

## 2019 ANNUAL KENTUCKY LONG TERM CARE UTILIZATION AND SERVICE REPORT

### Table 2 - Census Data - Personal Care Beds

ADD / Facility	Licensed Beds	Beds In Operation	Beginning Census	Admissions	Discharges	Deaths	Ending Census	Total Patient Days	Occupancy Percentage
<b>ADD:12 - KY River</b>									
<b>KNOTT</b>									
Golden Years Rest Home	84	84	79	42	39	0	82	29,930	97.62%
<b>KNOTT County Total:</b>	<b>84</b>	<b>84</b>	<b>79</b>	<b>42</b>	<b>39</b>	<b>0</b>	<b>82</b>	<b>29,930</b>	<b>97.62%</b>
<b>OWSLEY</b>									
Owsley County Health Care Center	4	4	1	0	1	0	0	237	16.23%
<b>OWSLEY County Total:</b>	<b>4</b>	<b>4</b>	<b>1</b>	<b>0</b>	<b>1</b>	<b>0</b>	<b>0</b>	<b>237</b>	<b>16.23%</b>
<b>ADD: 12 Total</b>	<b>88</b>	<b>88</b>	<b>80</b>	<b>42</b>	<b>40</b>	<b>0</b>	<b>82</b>	<b>30,167</b>	<b>93.92%</b>
<b>ADD:13 - Cumberland Valley</b>									
<b>BELL</b>									
Generations Center of Middlesboro	64	64	63	25	26	1	61	22,265	95.31%
<b>BELL County Total:</b>	<b>64</b>	<b>64</b>	<b>63</b>	<b>25</b>	<b>26</b>	<b>1</b>	<b>61</b>	<b>22,265</b>	<b>95.31%</b>
<b>HARLAN</b>									
The Laurels	82	80	68	12	12	0	68	24,820	82.93%
<b>HARLAN County Total:</b>	<b>82</b>	<b>80</b>	<b>68</b>	<b>12</b>	<b>12</b>	<b>0</b>	<b>68</b>	<b>24,820</b>	<b>82.93%</b>
<b>KNOX</b>									
Christian Health Center - Corbin	2	2	1	0	0	0	1	365	50.00%
<b>KNOX County Total:</b>	<b>2</b>	<b>2</b>	<b>1</b>	<b>0</b>	<b>0</b>	<b>0</b>	<b>1</b>	<b>365</b>	<b>50.00%</b>
<b>ADD: 13 Total</b>	<b>148</b>	<b>146</b>	<b>132</b>	<b>37</b>	<b>38</b>	<b>1</b>	<b>130</b>	<b>47,450</b>	<b>87.84%</b>
<b>ADD:14 - Lake Cumberland</b>									
<b>MCCREARY</b>									
Cumberland Manor Rest Home	49	49	48	33	30	3	48	16,112	90.09%
<b>MCCREARY County Total:</b>	<b>49</b>	<b>49</b>	<b>48</b>	<b>33</b>	<b>30</b>	<b>3</b>	<b>48</b>	<b>16,112</b>	<b>90.09%</b>
<b>PULASKI</b>									
Crestview Personal Care	30	30	27	17	16	0	28	9,872	90.16%
Somerview Personal Care Home	50	50	45	13	16	1	41	16,326	89.46%
<b>PULASKI County Total:</b>	<b>80</b>	<b>80</b>	<b>72</b>	<b>30</b>	<b>32</b>	<b>1</b>	<b>69</b>	<b>26,198</b>	<b>89.72%</b>
<b>TAYLOR</b>									
Bluegrass Way	24	24	9	8	5	1	11	2,262	25.82%
<b>TAYLOR County Total:</b>	<b>24</b>	<b>24</b>	<b>9</b>	<b>8</b>	<b>5</b>	<b>1</b>	<b>11</b>	<b>2,262</b>	<b>25.82%</b>
<b>WAYNE</b>									
Dishman Personal Care Home	49	49	32	23	21	0	34	12,655	70.76%

## 2019 ANNUAL KENTUCKY LONG TERM CARE UTILIZATION AND SERVICE REPORT

### Table 2 - Census Data - Personal Care Beds

ADD / Facility	Licensed Beds	Beds In Operation	Beginning Census	Admissions	Discharges	Deaths	Ending Census	Total Patient Days	Occupancy Percentage
Hicks' Golden Years Nursing Home	1	1	1	0	0	0	1	365	100.00%
<b>WAYNE County Total:</b>	<b>50</b>	<b>50</b>	<b>33</b>	<b>23</b>	<b>21</b>	<b>0</b>	<b>35</b>	<b>13,020</b>	<b>71.34%</b>
<b>ADD: 14 Total</b>	<b>203</b>	<b>203</b>	<b>162</b>	<b>94</b>	<b>88</b>	<b>5</b>	<b>163</b>	<b>57,592</b>	<b>77.73%</b>
<b>ADD:15 - Bluegrass</b>									
<b>ANDERSON</b>									
Signature Healthcare at Heritage Hall Rehab	10	10	8	0	8	0	0	1,420	38.90%
<b>ANDERSON County Total:</b>	<b>10</b>	<b>10</b>	<b>8</b>	<b>0</b>	<b>8</b>	<b>0</b>	<b>0</b>	<b>1,420</b>	<b>38.90%</b>
<b>BOURBON</b>									
Bourbon Heights	10	9	7	5	4	1	7	2,727	74.71%
<b>BOURBON County Total:</b>	<b>10</b>	<b>9</b>	<b>7</b>	<b>5</b>	<b>4</b>	<b>1</b>	<b>7</b>	<b>2,727</b>	<b>74.71%</b>
<b>BOYLE</b>									
McDowell Place of Danville	12	12	11	2	4	0	9	4,176	95.34%
Morning Pointe of Danville	66	66	58	34	35	3	54	19,710	81.82%
<b>BOYLE County Total:</b>	<b>78</b>	<b>78</b>	<b>69</b>	<b>36</b>	<b>39</b>	<b>3</b>	<b>63</b>	<b>23,886</b>	<b>83.90%</b>
<b>ESTILL</b>									
Irvine Nursing and Rehabilitation	2	2	2	1	1	0	2	729	99.86%
<b>ESTILL County Total:</b>	<b>2</b>	<b>2</b>	<b>2</b>	<b>1</b>	<b>1</b>	<b>0</b>	<b>2</b>	<b>729</b>	<b>99.86%</b>
<b>FAYETTE</b>									
Cedarhurst of Beaumont	130	126	74	48	30	4	88	32,120	67.69%
Central Ky Recovery Center Unit 1	16	16	11	21	20	0	12	4,550	77.91%
Central KY Recovery Center Unit 2	16	16	10	29	28	0	11	4,281	73.30%
Lantern at Morning Pointe Alz and Memory Care	44	44	32	38	18	10	42	12,827	79.87%
Legacy Reserve at Fritz Farm	53	53	38	68	53	0	53	17,172	88.77%
Lexington Country Place	22	22	20	14	16	0	18	6,848	85.28%
Mayfair Village Retirement Center	24	24	14	10	9	0	15	4,847	55.33%
Morning Pointe of Lexington	80	80	55	34	31	2	56	20,440	70.00%
Morning Pointe of Lexington East	73	73	56	37	40	4	49	26,645	100.00%
Richmond Place Senior Living	81	81	55	40	25	7	63	23,354	78.99%
Signature Healthcare At Tanbark Rehab	62	62	39	52	38	9	44	15,442	68.24%
The Breckinridge	26	24	21	11	7	4	21	7,665	80.77%
The Legacy At The Willows	25	25	19	29	24	6	18	6,953	76.20%
The Villa at Chevy Chase	12	0	0	0	0	0	0	0	0.00%



## 2019 ANNUAL KENTUCKY LONG TERM CARE UTILIZATION AND SERVICE REPORT

### Table 2 - Census Data - Personal Care Beds

ADD / Facility	Licensed Beds	Beds In Operation	Beginning Census	Admissions	Discharges	Deaths	Ending Census	Total Patient Days	Occupancy Percentage
The Willows At Fritz Farm	31	31	20	31	27	3	21	7,405	65.44%
The Willows at Hamburg	39	39	27	52	45	3	31	9,535	66.98%
Willows at Citation	34	28	24	21	15	4	26	10,151	81.80%
<b>FAYETTE County Total:</b>	<b>768</b>	<b>744</b>	<b>515</b>	<b>535</b>	<b>426</b>	<b>56</b>	<b>568</b>	<b>210,235</b>	<b>76.19%</b>
<b>FRANKLIN</b>									
Dominion Senior Living of Frankfort	84	84	18	64	27	2	53	30,660	100.00%
Morning Pointe of Frankfort	48	44	40	26	9	11	46	15,255	87.07%
The Lantern at Morning Pointe of Frankfort	42	36	33	33	24	4	38	11,924	77.78%
<b>FRANKLIN County Total:</b>	<b>174</b>	<b>164</b>	<b>91</b>	<b>123</b>	<b>60</b>	<b>17</b>	<b>137</b>	<b>57,839</b>	<b>91.07%</b>
<b>HARRISON</b>									
Cedar Ridge Health Campus	39	32	28	29	24	2	31	10,671	74.96%
Parkside Manor	51	51	51	21	22	1	49	18,027	96.84%
Shady Lawn Home	75	75	75	28	28	0	75	26,690	97.50%
<b>HARRISON County Total:</b>	<b>165</b>	<b>158</b>	<b>154</b>	<b>78</b>	<b>74</b>	<b>3</b>	<b>155</b>	<b>55,388</b>	<b>91.97%</b>
<b>JESSAMINE</b>									
Bridgepointe At Ashgrove Woods	78	72	57	37	33	9	52	20,640	72.50%
Rose Terrace Lodge	40	40	39	9	8	0	40	14,425	98.80%
Wesley Village	28	20	20	5	5	1	19	7,375	72.16%
<b>JESSAMINE County Total:</b>	<b>146</b>	<b>132</b>	<b>116</b>	<b>51</b>	<b>46</b>	<b>10</b>	<b>111</b>	<b>42,440</b>	<b>79.64%</b>
<b>LINCOLN</b>									
Waynesburg Manor	28	28	28	6	6	0	28	9,083	88.87%
<b>LINCOLN County Total:</b>	<b>28</b>	<b>28</b>	<b>28</b>	<b>6</b>	<b>6</b>	<b>0</b>	<b>28</b>	<b>9,083</b>	<b>88.87%</b>
<b>MADISON</b>									
Dominion Senior Living of Richmond	84	84	44	21	17	3	45	19,925	64.99%
Morning Pointe of Richmond	48	48	31	20	4	8	39	11,829	67.52%
Telford Terrace	14	14	10	14	12	0	12	4,409	86.28%
<b>MADISON County Total:</b>	<b>146</b>	<b>146</b>	<b>85</b>	<b>55</b>	<b>33</b>	<b>11</b>	<b>96</b>	<b>36,163</b>	<b>67.86%</b>
<b>MERCER</b>									
The Willows at Harrodsburg	38	38	10	35	20	0	25	9,125	65.79%
<b>MERCER County Total:</b>	<b>38</b>	<b>38</b>	<b>10</b>	<b>35</b>	<b>20</b>	<b>0</b>	<b>25</b>	<b>9,125</b>	<b>65.79%</b>
<b>POWELL</b>									
Stanton Nursing and Rehabilitation Center	1	1	1	0	0	0	1	365	100.00%
<b>POWELL County Total:</b>	<b>1</b>	<b>1</b>	<b>1</b>	<b>0</b>	<b>0</b>	<b>0</b>	<b>1</b>	<b>365</b>	<b>100.00%</b>

## 2019 ANNUAL KENTUCKY LONG TERM CARE UTILIZATION AND SERVICE REPORT

### Table 2 - Census Data - Personal Care Beds

ADD / Facility	Licensed Beds	Beds In Operation	Beginning Census	Admissions	Discharges	Deaths	Ending Census	Total Patient Days	Occupancy Percentage
<b>SCOTT</b>									
The Meadows At Windsor Gardens	19	18	9	15	10	2	12	3,270	97.35%
<b>SCOTT County Total:</b>	<b>19</b>	<b>18</b>	<b>9</b>	<b>15</b>	<b>10</b>	<b>2</b>	<b>12</b>	<b>3,270</b>	<b>97.35%</b>
<b>WOODFORD</b>									
Taylor Manor Nursing Home	24	24	4	0	0	0	4	1,460	16.67%
The Homeplace At Midway	12	12	11	4	3	0	12	4,298	98.13%
<b>WOODFORD County Total:</b>	<b>36</b>	<b>36</b>	<b>15</b>	<b>4</b>	<b>3</b>	<b>0</b>	<b>16</b>	<b>5,758</b>	<b>43.82%</b>
<b>ADD: 15 Total</b>	<b>1,621</b>	<b>1,564</b>	<b>1,110</b>	<b>944</b>	<b>730</b>	<b>103</b>	<b>1,221</b>	<b>458,428</b>	<b>78.54%</b>
<b>Statewide Total</b>	<b>7,289</b>	<b>6,890</b>	<b>5,248</b>	<b>3,583</b>	<b>2,939</b>	<b>435</b>	<b>5,457</b>	<b>1,948,410</b>	<b>73.73%</b>

## 2019 ANNUAL KENTUCKY LONG TERM CARE UTILIZATION AND SERVICE REPORT

### Table 2A - Personal Care Bed Resident Census by CMHC Region and Percent of SMI

CMHC Region / County / Facility	Licensed PC Beds	Total PC Residents	Total PC Residents With SMI	Total PC Residents With SMI Receiving State Supp	Percent of Residents With SMI
<b>Adanta</b>					
<b>MCCREARY</b>					
Cumberland Manor Rest Home	49	81	80	77	98.77%
<b>MCCREARY County Total:</b>	<b>49</b>	<b>81</b>	<b>80</b>	<b>77</b>	<b>98.77%</b>
<b>PULASKI</b>					
Crestview Personal Care	30	44	24	23	54.55%
Somerview Personal Care Home	50	58	27	27	46.55%
<b>PULASKI County Total:</b>	<b>80</b>	<b>102</b>	<b>51</b>	<b>50</b>	<b>50.00%</b>
<b>TAYLOR</b>					
Bluegrass Way	24	17	0	0	0.00%
<b>TAYLOR County Total:</b>	<b>24</b>	<b>17</b>	<b>0</b>	<b>0</b>	<b>0.00%</b>
<b>WAYNE</b>					
Dishman Personal Care Home	49	55	55	54	100.00%
Hicks' Golden Years Nursing Home	1	1	0	0	0.00%
<b>WAYNE County Total:</b>	<b>50</b>	<b>56</b>	<b>55</b>	<b>54</b>	<b>98.21%</b>
<b>Adanta CMHC Total:</b>	<b>203</b>	<b>256</b>	<b>186</b>	<b>181</b>	<b>72.66%</b>
<b>Bluegrass</b>					
<b>ANDERSON</b>					
Signature Healthcare at Heritage Hall Rehab	10	8	0	0	0.00%
<b>ANDERSON County Total:</b>	<b>10</b>	<b>8</b>	<b>0</b>	<b>0</b>	<b>0.00%</b>
<b>BOURBON</b>					
Bourbon Heights	10	12	0	0	0.00%
<b>BOURBON County Total:</b>	<b>10</b>	<b>12</b>	<b>0</b>	<b>0</b>	<b>0.00%</b>
<b>BOYLE</b>					
McDowell Place of Danville	12	13	0	0	0.00%
Morning Pointe of Danville	66	92	0	0	0.00%
<b>BOYLE County Total:</b>	<b>78</b>	<b>105</b>	<b>0</b>	<b>0</b>	<b>0.00%</b>
<b>ESTILL</b>					
Irvine Nursing and Rehabilitation	2	3	2	2	66.67%
<b>ESTILL County Total:</b>	<b>2</b>	<b>3</b>	<b>2</b>	<b>2</b>	<b>66.67%</b>
<b>FAYETTE</b>					
Legacy Reserve at Fritz Farm	53	106	0	0	0.00%
Mayfair Village Retirement Center	24	24	0	0	0.00%

\*CMHC - Community Mental Health Center

\*SMI - Severe Mental Illness

## 2019 ANNUAL KENTUCKY LONG TERM CARE UTILIZATION AND SERVICE REPORT

### Table 2A - Personal Care Bed Resident Census by CMHC Region and Percent of SMI

CMHC Region / County / Facility	Licensed PC Beds	Total PC Residents	Total PC Residents With SMI	Total PC Residents With SMI Receiving State Supp	Percent of Residents With SMI
Richmond Place Senior Living	81	95	0	0	0.00%
Lexington Country Place	22	34	0	0	0.00%
Signature Healthcare At Tanbark Rehab	62	91	0	0	0.00%
The Breckinridge	26	32	0	0	0.00%
Morning Pointe of Lexington	80	89	0	0	0.00%
The Willows at Hamburg	39	79	0	0	0.00%
Lantern at Morning Pointe Alz and Memory Care	44	70	0	0	0.00%
Central Ky Recovery Center Unit 1	16	32	32	18	100.00%
Central KY Recovery Center Unit 2	16	39	39	22	100.00%
Morning Pointe of Lexington East	73	93	0	0	0.00%
The Legacy At The Willows	25	48	0	0	0.00%
Willows at Citation	34	45	0	0	0.00%
The Willows At Fritz Farm	31	51	0	0	0.00%
Cedarhurst of Beaumont	130	122	0	0	0.00%
<b>FAYETTE County Total:</b>	<b>756</b>	<b>1,050</b>	<b>71</b>	<b>40</b>	<b>6.76%</b>
<b>FRANKLIN</b>					
Dominion Senior Living of Frankfort	84	82	0	0	0.00%
The Lantern at Morning Pointe of Frankfort	42	66	0	0	0.00%
Morning Pointe of Frankfort	48	66	0	0	0.00%
<b>FRANKLIN County Total:</b>	<b>174</b>	<b>214</b>	<b>0</b>	<b>0</b>	<b>0.00%</b>
<b>HARRISON</b>					
Cedar Ridge Health Campus	39	57	0	0	0.00%
Parkside Manor	51	72	28	25	38.89%
Shady Lawn Home	75	103	62	60	60.19%
<b>HARRISON County Total:</b>	<b>165</b>	<b>232</b>	<b>90</b>	<b>85</b>	<b>38.79%</b>
<b>JESSAMINE</b>					
Rose Terrace Lodge	40	48	45	33	93.75%
Wesley Village	28	25	0	0	0.00%
Bridgepointe At Ashgrove Woods	78	94	0	0	0.00%
<b>JESSAMINE County Total:</b>	<b>146</b>	<b>167</b>	<b>45</b>	<b>33</b>	<b>26.95%</b>

\*CMHC - Community Mental Health Center

\*SMI - Severe Mental Illness

## 2019 ANNUAL KENTUCKY LONG TERM CARE UTILIZATION AND SERVICE REPORT

### Table 2A - Personal Care Bed Resident Census by CMHC Region and Percent of SMI

CMHC Region / County / Facility	Licensed PC Beds	Total PC Residents	Total PC Residents With SMI	Total PC Residents With SMI Receiving State Supp	Percent of Residents With SMI
<b>LINCOLN</b>					
Waynesburg Manor	28	34	23	15	67.65%
<b>LINCOLN County Total:</b>	<b>28</b>	<b>34</b>	<b>23</b>	<b>15</b>	<b>67.65%</b>
<b>MADISON</b>					
Dominion Senior Living of Richmond	84	65	0	0	0.00%
Morning Pointe of Richmond	48	51	0	0	0.00%
Telford Terrace	14	24	8	0	33.33%
<b>MADISON County Total:</b>	<b>146</b>	<b>140</b>	<b>8</b>	<b>0</b>	<b>5.71%</b>
<b>MERCER</b>					
The Willows at Harrodsburg	38	45	0	0	0.00%
<b>MERCER County Total:</b>	<b>38</b>	<b>45</b>	<b>0</b>	<b>0</b>	<b>0.00%</b>
<b>POWELL</b>					
Stanton Nursing and Rehabilitation Center	1	1	1	1	100.00%
<b>POWELL County Total:</b>	<b>1</b>	<b>1</b>	<b>1</b>	<b>1</b>	<b>100.00%</b>
<b>SCOTT</b>					
The Meadows At Windsor Gardens	19	24	0	0	0.00%
<b>SCOTT County Total:</b>	<b>19</b>	<b>24</b>	<b>0</b>	<b>0</b>	<b>0.00%</b>
<b>WOODFORD</b>					
Taylor Manor Nursing Home	24	4	0	0	0.00%
The Homeplace At Midway	12	15	0	0	0.00%
<b>WOODFORD County Total:</b>	<b>36</b>	<b>19</b>	<b>0</b>	<b>0</b>	<b>0.00%</b>
<b>Bluegrass CMHC Total:</b>	<b>1,609</b>	<b>2,054</b>	<b>240</b>	<b>176</b>	<b>11.68%</b>
<b>Communicare</b>					
<b>GRAYSON</b>					
Grayson Manor	30	39	6	3	15.38%
<b>GRAYSON County Total:</b>	<b>30</b>	<b>39</b>	<b>6</b>	<b>3</b>	<b>15.38%</b>
<b>HARDIN</b>					
Signature Healthcare at North Hardin Rehab	16	0	0	0	0.00%
<b>HARDIN County Total:</b>	<b>16</b>	<b>0</b>	<b>0</b>	<b>0</b>	<b>0.00%</b>
<b>MARION</b>					
Loretto Motherhouse Infirmary	30	29	6	4	20.69%

\*CMHC - Community Mental Health Center

\*SMI - Severe Mental Illness

## 2019 ANNUAL KENTUCKY LONG TERM CARE UTILIZATION AND SERVICE REPORT

### Table 2A - Personal Care Bed Resident Census by CMHC Region and Percent of SMI

CMHC Region / County / Facility	Licensed PC Beds	Total PC Residents	Total PC Residents With SMI	Total PC Residents With SMI Receiving State Supp	Percent of Residents With SMI
The Village of Lebanon II	10	8	0	0	0.00%
<b>MARION County Total:</b>	<b>40</b>	<b>37</b>	<b>6</b>	<b>4</b>	<b>16.22%</b>
<b>MEADE</b>					
Brandenburg Nursing and Rehabilitation	7	1	1	0	100.00%
<b>MEADE County Total:</b>	<b>7</b>	<b>1</b>	<b>1</b>	<b>0</b>	<b>100.00%</b>
<b>NELSON</b>					
Windsor Gardens CCRC	34	31	0	0	0.00%
<b>NELSON County Total:</b>	<b>34</b>	<b>31</b>	<b>0</b>	<b>0</b>	<b>0.00%</b>
<b>WASHINGTON</b>					
Sansbury Care Center	11	16	0	0	0.00%
<b>WASHINGTON County Total:</b>	<b>11</b>	<b>16</b>	<b>0</b>	<b>0</b>	<b>0.00%</b>
<b>Communicare CMHC Total:</b>	<b>138</b>	<b>124</b>	<b>13</b>	<b>7</b>	<b>10.48%</b>
<b>Cumberland River</b>					
<b>BELL</b>					
Generations Center of Middlesboro	64	88	88	85	100.00%
<b>BELL County Total:</b>	<b>64</b>	<b>88</b>	<b>88</b>	<b>85</b>	<b>100.00%</b>
<b>HARLAN</b>					
The Laurels	82	80	68	68	85.00%
<b>HARLAN County Total:</b>	<b>82</b>	<b>80</b>	<b>68</b>	<b>68</b>	<b>85.00%</b>
<b>KNOX</b>					
Christian Health Center - Corbin	2	1	1	1	100.00%
<b>KNOX County Total:</b>	<b>2</b>	<b>1</b>	<b>1</b>	<b>1</b>	<b>100.00%</b>
<b>Cumberland River CMHC Total:</b>	<b>148</b>	<b>169</b>	<b>157</b>	<b>154</b>	<b>92.90%</b>
<b>Four Rivers</b>					
<b>CALLOWAY</b>					
Fern Terrace of Murray	103	105	24	16	22.86%
Gardens At Hickory Woods	22	26	0	0	0.00%
<b>CALLOWAY County Total:</b>	<b>125</b>	<b>131</b>	<b>24</b>	<b>16</b>	<b>18.32%</b>
<b>CARLISLE</b>					
Countryside Center	8	10	3	3	30.00%
<b>CARLISLE County Total:</b>	<b>8</b>	<b>10</b>	<b>3</b>	<b>3</b>	<b>30.00%</b>
<b>GRAVES</b>					
Fern Terrace of Mayfield	140	196	162	157	82.65%
<b>GRAVES County Total:</b>	<b>140</b>	<b>196</b>	<b>162</b>	<b>157</b>	<b>82.65%</b>

\*CMHC - Community Mental Health Center

\*SMI - Severe Mental Illness

## 2019 ANNUAL KENTUCKY LONG TERM CARE UTILIZATION AND SERVICE REPORT

### Table 2A - Personal Care Bed Resident Census by CMHC Region and Percent of SMI

CMHC Region / County / Facility	Licensed PC Beds	Total PC Residents	Total PC Residents With SMI	Total PC Residents With SMI Receiving State Supp	Percent of Residents With SMI
<b>HICKMAN</b>					
Clinton Place	10	8	0	0	0.00%
Clinton Hickman County Nursing Facility	10	9	0	0	0.00%
<b>HICKMAN County Total:</b>	<b>20</b>	<b>17</b>	<b>0</b>	<b>0</b>	<b>0.00%</b>
<b>MCCRACKEN</b>					
Gaither Suites at West Park	29	41	0	0	0.00%
<b>MCCRACKEN County Total:</b>	<b>29</b>	<b>41</b>	<b>0</b>	<b>0</b>	<b>0.00%</b>
<b>Four Rivers CMHC Total:</b>	<b>322</b>	<b>395</b>	<b>189</b>	<b>176</b>	<b>47.85%</b>
<b>Kentucky River</b>					
<b>KNOTT</b>					
Golden Years Rest Home	84	121	121	17	100.00%
<b>KNOTT County Total:</b>	<b>84</b>	<b>121</b>	<b>121</b>	<b>17</b>	<b>100.00%</b>
<b>OWSLEY</b>					
Owsley County Health Care Center	4	1	0	0	0.00%
<b>OWSLEY County Total:</b>	<b>4</b>	<b>1</b>	<b>0</b>	<b>0</b>	<b>0.00%</b>
<b>Kentucky River CMHC Total:</b>	<b>88</b>	<b>122</b>	<b>121</b>	<b>17</b>	<b>99.18%</b>
<b>LifeSkills</b>					
<b>ALLEN</b>					
Cornerstone Manor	36	81	81	80	100.00%
Scottsville Manor	40	52	46	30	88.46%
<b>ALLEN County Total:</b>	<b>76</b>	<b>133</b>	<b>127</b>	<b>110</b>	<b>95.49%</b>
<b>BARREN</b>					
NHC HealthCare, Glasgow	12	2	1	0	50.00%
<b>BARREN County Total:</b>	<b>12</b>	<b>2</b>	<b>1</b>	<b>0</b>	<b>50.00%</b>
<b>EDMONSON</b>					
Edmonson Center	12	7	0	0	0.00%
<b>EDMONSON County Total:</b>	<b>12</b>	<b>7</b>	<b>0</b>	<b>0</b>	<b>0.00%</b>
<b>HART</b>					
Hart County Manor	54	66	53	45	80.30%
<b>HART County Total:</b>	<b>54</b>	<b>66</b>	<b>53</b>	<b>45</b>	<b>80.30%</b>
<b>METCALFE</b>					
Harper's Home for the Aged	27	27	0	0	0.00%

\*CMHC - Community Mental Health Center

\*SMI - Severe Mental Illness

## 2019 ANNUAL KENTUCKY LONG TERM CARE UTILIZATION AND SERVICE REPORT

### Table 2A - Personal Care Bed Resident Census by CMHC Region and Percent of SMI

CMHC Region / County / Facility	Licensed PC Beds	Total PC Residents	Total PC Residents With SMI	Total PC Residents With SMI Receiving State Supp	Percent of Residents With SMI
Metcalfe Health Care Center	13	13	0	0	0.00%
<b>METCALFE County Total:</b>	<b>40</b>	<b>40</b>	<b>0</b>	<b>0</b>	<b>0.00%</b>
<b>SIMPSON</b>					
Lewis Memorial Methodist Home	23	26	14	2	53.85%
<b>SIMPSON County Total:</b>	<b>23</b>	<b>26</b>	<b>14</b>	<b>2</b>	<b>53.85%</b>
<b>WARREN</b>					
Christian Health Center, Bowling Green	56	96	0	0	0.00%
Fern Terrace of Bowling Green	114	180	160	126	88.89%
The Haven At Massey Springs	18	28	14	0	50.00%
<b>WARREN County Total:</b>	<b>188</b>	<b>304</b>	<b>174</b>	<b>126</b>	<b>57.24%</b>
<b>LifeSkills CMHC Total:</b>	<b>405</b>	<b>578</b>	<b>369</b>	<b>283</b>	<b>63.84%</b>
<b>Mountain</b>					
<b>JOHNSON</b>					
Venture Home of Paintsville	65	134	134	134	100.00%
<b>JOHNSON County Total:</b>	<b>65</b>	<b>134</b>	<b>134</b>	<b>134</b>	<b>100.00%</b>
<b>MAGOFFIN</b>					
Salyersville Nursing and Rehabilitation Center	1	0	0	0	0.00%
<b>MAGOFFIN County Total:</b>	<b>1</b>	<b>0</b>	<b>0</b>	<b>0</b>	<b>0.00%</b>
<b>MARTIN</b>					
Martin County Health Care Facility	8	3	0	0	0.00%
<b>MARTIN County Total:</b>	<b>8</b>	<b>3</b>	<b>0</b>	<b>0</b>	<b>0.00%</b>
<b>PIKE</b>					
Good Shepherd Community Nursing Center	2	0	0	0	0.00%
<b>PIKE County Total:</b>	<b>2</b>	<b>0</b>	<b>0</b>	<b>0</b>	<b>0.00%</b>
<b>Mountain CMHC Total:</b>	<b>76</b>	<b>137</b>	<b>134</b>	<b>134</b>	<b>97.81%</b>
<b>NorthKey</b>					
<b>BOONE</b>					
Dominion Senior Living of Florence	84	68	0	0	0.00%
Colonial Gardens	80	111	0	0	0.00%
<b>BOONE County Total:</b>	<b>164</b>	<b>179</b>	<b>0</b>	<b>0</b>	<b>0.00%</b>
<b>CAMPBELL</b>					
The Seasons at Alexandria	66	55	0	0	0.00%

\*CMHC - Community Mental Health Center

\*SMI - Severe Mental Illness



## 2019 ANNUAL KENTUCKY LONG TERM CARE UTILIZATION AND SERVICE REPORT

### Table 2A - Personal Care Bed Resident Census by CMHC Region and Percent of SMI

CMHC Region / County / Facility	Licensed PC Beds	Total PC Residents	Total PC Residents With SMI	Total PC Residents With SMI Receiving State Supp	Percent of Residents With SMI
Carmel Manor	80	26	2	0	7.69%
<b>CAMPBELL County Total:</b>	<b>146</b>	<b>81</b>	<b>2</b>	<b>0</b>	<b>2.47%</b>
<b>CARROLL</b>					
Carrollton Manor	32	51	45	32	88.24%
Valley Haven Rest Home	45	46	46	40	100.00%
<b>CARROLL County Total:</b>	<b>77</b>	<b>97</b>	<b>91</b>	<b>72</b>	<b>93.81%</b>
<b>GRANT</b>					
Jonesville Rest Home	26	30	30	27	100.00%
<b>GRANT County Total:</b>	<b>26</b>	<b>30</b>	<b>30</b>	<b>27</b>	<b>100.00%</b>
<b>KENTON</b>					
Regency Manor North	30	43	11	10	25.58%
Ivy Knoll	45	49	11	1	22.45%
Brookdale Edgewood	113	106	0	0	0.00%
Covington Ladies Home	32	28	0	0	0.00%
Madonna Manor	24	39	1	0	2.56%
Regency Manor	59	88	22	14	25.00%
St Charles Care Center	32	51	0	0	0.00%
Emerald Trace	20	27	0	0	0.00%
<b>KENTON County Total:</b>	<b>355</b>	<b>431</b>	<b>45</b>	<b>25</b>	<b>10.44%</b>
<b>PENDLETON</b>					
Falmouth Personal Care Home	27	29	24	24	82.76%
The Front Gate	19	28	28	28	100.00%
<b>PENDLETON County Total:</b>	<b>46</b>	<b>57</b>	<b>52</b>	<b>52</b>	<b>91.23%</b>
<b>NorthKey CMHC Total:</b>	<b>814</b>	<b>875</b>	<b>220</b>	<b>176</b>	<b>25.14%</b>
<b>Pathways</b>					
<b>BOYD</b>					
Artrips Personal Care Home	22	22	22	22	100.00%
Hamilton's Personal Care Home	22	16	16	10	100.00%
King's Daughters And Sons Home	36	45	0	0	0.00%
<b>BOYD County Total:</b>	<b>80</b>	<b>83</b>	<b>38</b>	<b>32</b>	<b>45.78%</b>
<b>GREENUP</b>					
Morning Pointe Of Russell	68	81	0	0	0.00%
Trinity Station Retirement Community	30	53	0	0	0.00%
Frasure's Personal Care Home	61	87	87	83	100.00%

\*CMHC - Community Mental Health Center

\*SMI - Severe Mental Illness

## 2019 ANNUAL KENTUCKY LONG TERM CARE UTILIZATION AND SERVICE REPORT

### Table 2A - Personal Care Bed Resident Census by CMHC Region and Percent of SMI

CMHC Region / County / Facility	Licensed PC Beds	Total PC Residents	Total PC Residents With SMI	Total PC Residents With SMI Receiving State Supp	Percent of Residents With SMI
Russell Convalescent Home	28	47	47	46	100.00%
The Lantern At Morning Pointe Alzheimers and Memory Care	44	79	1	0	1.27%
<b>GREENUP County Total:</b>	<b>231</b>	<b>347</b>	<b>135</b>	<b>129</b>	<b>38.90%</b>
<b>LAWRENCE</b>					
The Jordan Center	6	3	0	0	0.00%
<b>LAWRENCE County Total:</b>	<b>6</b>	<b>3</b>	<b>0</b>	<b>0</b>	<b>0.00%</b>
<b>MENIFEE</b>					
Edgewood Estates	8	7	0	0	0.00%
<b>MENIFEE County Total:</b>	<b>8</b>	<b>7</b>	<b>0</b>	<b>0</b>	<b>0.00%</b>
<b>MONTGOMERY</b>					
Regency Memory Care	26	51	0	0	0.00%
<b>MONTGOMERY County Total:</b>	<b>26</b>	<b>51</b>	<b>0</b>	<b>0</b>	<b>0.00%</b>
<b>MORGAN</b>					
West Liberty Nursing and Rehabilitation Center	2	2	2	2	100.00%
<b>MORGAN County Total:</b>	<b>2</b>	<b>2</b>	<b>2</b>	<b>2</b>	<b>100.00%</b>
<b>Pathways CMHC Total:</b>	<b>353</b>	<b>493</b>	<b>175</b>	<b>163</b>	<b>35.50%</b>
<b>Pennyroyal</b>					
<b>CALDWELL</b>					
Highland Homes, Inc.	100	138	135	135	97.83%
<b>CALDWELL County Total:</b>	<b>100</b>	<b>138</b>	<b>135</b>	<b>135</b>	<b>97.83%</b>
<b>CHRISTIAN</b>					
Christian County Manor	78	68	54	44	79.41%
Christian Health Center, Hopkinsville	2	4	0	0	0.00%
Pennyrile Home	94	214	51	48	23.83%
<b>CHRISTIAN County Total:</b>	<b>174</b>	<b>286</b>	<b>105</b>	<b>92</b>	<b>36.71%</b>
<b>CRITTENDEN</b>					
Crittenden County Health and Rehabilitation Center	4	0	0	0	0.00%
<b>CRITTENDEN County Total:</b>	<b>4</b>	<b>0</b>	<b>0</b>	<b>0</b>	<b>0.00%</b>
<b>HOPKINS</b>					
The Homestead	64	67	66	66	98.51%

\*CMHC - Community Mental Health Center

\*SMI - Severe Mental Illness

## 2019 ANNUAL KENTUCKY LONG TERM CARE UTILIZATION AND SERVICE REPORT

### Table 2A - Personal Care Bed Resident Census by CMHC Region and Percent of SMI

CMHC Region / County / Facility	Licensed PC Beds	Total PC Residents	Total PC Residents With SMI	Total PC Residents With SMI Receiving State Supp	Percent of Residents With SMI
The Oaks PCH/Madisonville	58	59	59	56	100.00%
<b>HOPKINS County Total:</b>	<b>122</b>	<b>126</b>	<b>125</b>	<b>122</b>	<b>99.21%</b>
<b>MUHLENBERG</b>					
Diversicare of Greenville	14	12	3	3	25.00%
Sparks Nursing Center	88	109	14	13	12.84%
<b>MUHLENBERG County Total:</b>	<b>102</b>	<b>121</b>	<b>17</b>	<b>16</b>	<b>14.05%</b>
<b>TRIGG</b>					
Better Senior Living	68	72	52	32	72.22%
<b>TRIGG County Total:</b>	<b>68</b>	<b>72</b>	<b>52</b>	<b>32</b>	<b>72.22%</b>
<b>Pennyroyal CMHC Total:</b>	<b>570</b>	<b>743</b>	<b>434</b>	<b>397</b>	<b>58.41%</b>
<b>River Valley</b>					
<b>DAVIESS</b>					
Rosedale Rest Home	50	60	59	52	98.33%
Carmel Home	79	102	0	0	0.00%
Davco Rest Home	92	116	86	83	74.14%
Fern Terrace of Owensboro	68	102	69	56	67.65%
Owensboro Center	39	18	11	9	61.11%
<b>DAVIESS County Total:</b>	<b>328</b>	<b>398</b>	<b>225</b>	<b>200</b>	<b>56.53%</b>
<b>HANCOCK</b>					
The Oaks PCH/Lewisport	56	72	72	71	100.00%
<b>HANCOCK County Total:</b>	<b>56</b>	<b>72</b>	<b>72</b>	<b>71</b>	<b>100.00%</b>
<b>HENDERSON</b>					
Henderson Manor	64	50	47	46	94.00%
<b>HENDERSON County Total:</b>	<b>64</b>	<b>50</b>	<b>47</b>	<b>46</b>	<b>94.00%</b>
<b>MCLEAN</b>					
Sunny Acres	32	31	29	25	93.55%
<b>MCLEAN County Total:</b>	<b>32</b>	<b>31</b>	<b>29</b>	<b>25</b>	<b>93.55%</b>
<b>OHIO</b>					
Beaver Dam Nursing and Rehab Center	21	35	5	4	14.29%
<b>OHIO County Total:</b>	<b>21</b>	<b>35</b>	<b>5</b>	<b>4</b>	<b>14.29%</b>
<b>River Valley CMHC Total:</b>	<b>501</b>	<b>586</b>	<b>378</b>	<b>346</b>	<b>64.51%</b>

\*CMHC - Community Mental Health Center

\*SMI - Severe Mental Illness

## 2019 ANNUAL KENTUCKY LONG TERM CARE UTILIZATION AND SERVICE REPORT

### Table 2A - Personal Care Bed Resident Census by CMHC Region and Percent of SMI

CMHC Region / County / Facility	Licensed PC Beds	Total PC Residents	Total PC Residents With SMI	Total PC Residents With SMI Receiving State Supp	Percent of Residents With SMI
Seven Counties					
<b>BULLITT</b>					
Colonial House of Shepherdsville	62	69	65	64	94.20%
<b>BULLITT County Total:</b>	<b>62</b>	<b>69</b>	<b>65</b>	<b>64</b>	<b>94.20%</b>
<b>JEFFERSON</b>					
Exceptional Senior Living - Prospect	65	65	0	0	0.00%
Symphony at Valley Farms	90	111	0	0	0.00%
Anthology of Louisville	101	68	0	0	0.00%
Hallmark House Louisville II	32	31	0	0	0.00%
Westport Place Health Campus	26	29	0	0	0.00%
Sunrise of Louisville	94	115	2	0	1.74%
Brookdale Stonestreet	20	26	0	0	0.00%
Park Louisville	64	72	1	0	1.39%
Barton House of Louisville #1	20	31	0	0	0.00%
Belmont Village	128	178	0	0	0.00%
Eastern Star Home in KY	24	12	0	0	0.00%
Atria Blankenbaker	99	67	0	0	0.00%
Episcopal Church Home	127	120	0	0	0.00%
Glen Ridge Health Campus	26	55	0	0	0.00%
Little Sisters of the Poor	15	20	2	1	10.00%
Louisville Protestant Altenheim	30	33	1	0	3.03%
Masonic Home of Louisville	102	77	32	7	41.56%
Nazareth Home	50	84	2	0	2.38%
Parr's at Springhurst	91	108	6	0	5.56%
Nazareth Home Clifton	31	15	5	4	33.33%
The Forum at Brookside	24	24	0	0	0.00%
Treyton Oaks Towers	40	64	4	0	6.25%
Wesley Manor	39	52	0	0	0.00%
Symphony at Oaklawn	102	108	0	0	0.00%
Heartsong Memory Care	36	49	16	0	32.65%
Forest Springs Health Campus	37	45	17	0	37.78%
Morning Pointe Of Louisville At South	80	93	0	0	0.00%
Hurstbourne					
Rose Anna Hughes Home/Westminster	57	61	0	0	0.00%

\*CMHC - Community Mental Health Center

\*SMI - Severe Mental Illness

## 2019 ANNUAL KENTUCKY LONG TERM CARE UTILIZATION AND SERVICE REPORT

### Table 2A - Personal Care Bed Resident Census by CMHC Region and Percent of SMI

CMHC Region / County / Facility	Licensed PC Beds	Total PC Residents	Total PC Residents With SMI	Total PC Residents With SMI Receiving State Supp	Percent of Residents With SMI
Forest Hills Commons	144	152	2	0	1.32%
The Legacy at English Station	65	76	0	0	0.00%
The Lantern At Morning Pointe	44	58	0	0	0.00%
<b>JEFFERSON County Total:</b>	<b>1,903</b>	<b>2,099</b>	<b>90</b>	<b>12</b>	<b>4.29%</b>
SHELBY					
Colonial Hall Manor	57	86	84	70	97.67%
Masonic Home of Shelbyville	28	45	0	0	0.00%
<b>SHELBY County Total:</b>	<b>85</b>	<b>131</b>	<b>84</b>	<b>70</b>	<b>64.12%</b>
<b>Seven Counties CMHC Total:</b>	<b>2,050</b>	<b>2,299</b>	<b>239</b>	<b>146</b>	<b>10.40%</b>
<b>State Total</b>	<b>7,277</b>	<b>8,831</b>	<b>2,855</b>	<b>2,356</b>	<b>32.33%</b>

\*CMHC - Community Mental Health Center

\*SMI - Severe Mental Illness

## 2019 ANNUAL KENTUCKY LONG TERM CARE UTILIZATION AND SERVICE REPORT

### Table 2B - Personal Care Bed Resident Census by Age Group and CMHC Region

CMHC Region / County / Facility	18-34		35-64		65-84		85 & Older		Total
	Male	Female	Male	Female	Male	Female	Male	Female	
<b>Adanta</b>									
<b>MCCREARY</b>									
Cumberland Manor Rest Home	1	0	42	31	6	1	0	0	81
<b>MCCREARY County Total:</b>	<b>1</b>	<b>0</b>	<b>42</b>	<b>31</b>	<b>6</b>	<b>1</b>	<b>0</b>	<b>0</b>	<b>81</b>
<b>PULASKI</b>									
Crestview Personal Care	0	1	1	15	5	20	1	1	44
Somervew Personal Care Home	5	1	22	11	9	9	0	1	58
<b>PULASKI County Total:</b>	<b>5</b>	<b>2</b>	<b>23</b>	<b>26</b>	<b>14</b>	<b>29</b>	<b>1</b>	<b>2</b>	<b>102</b>
<b>TAYLOR</b>									
Bluegrass Way	0	0	0	0	3	5	3	6	17
<b>TAYLOR County Total:</b>	<b>0</b>	<b>0</b>	<b>0</b>	<b>0</b>	<b>3</b>	<b>5</b>	<b>3</b>	<b>6</b>	<b>17</b>
<b>WAYNE</b>									
Dishman Personal Care Home	2	3	23	10	11	6	0	0	55
Hicks' Golden Years Nursing Home	0	0	0	0	1	0	0	0	1
<b>WAYNE County Total:</b>	<b>2</b>	<b>3</b>	<b>23</b>	<b>10</b>	<b>12</b>	<b>6</b>	<b>0</b>	<b>0</b>	<b>56</b>
<b>Adanta CMHC Region Total:</b>	<b>8</b>	<b>5</b>	<b>88</b>	<b>67</b>	<b>35</b>	<b>41</b>	<b>4</b>	<b>8</b>	<b>256</b>
<b>Bluegrass</b>									
<b>ANDERSON</b>									
Signature Healthcare at Heritage Hall Rehab	0	0	0	0	0	1	2	5	8
<b>ANDERSON County Total:</b>	<b>0</b>	<b>0</b>	<b>0</b>	<b>0</b>	<b>0</b>	<b>1</b>	<b>2</b>	<b>5</b>	<b>8</b>
<b>BOURBON</b>									
Bourbon Heights	0	0	0	1	1	5	2	3	12
<b>BOURBON County Total:</b>	<b>0</b>	<b>0</b>	<b>0</b>	<b>1</b>	<b>1</b>	<b>5</b>	<b>2</b>	<b>3</b>	<b>12</b>
<b>BOYLE</b>									
McDowell Place of Danville	0	0	1	1	0	0	3	8	13
Morning Pointe of Danville	0	0	1	0	18	30	11	32	92
<b>BOYLE County Total:</b>	<b>0</b>	<b>0</b>	<b>2</b>	<b>1</b>	<b>18</b>	<b>30</b>	<b>14</b>	<b>40</b>	<b>105</b>
<b>ESTILL</b>									
Irvine Nursing and Rehabilitation	0	0	0	2	0	1	0	0	3
<b>ESTILL County Total:</b>	<b>0</b>	<b>0</b>	<b>0</b>	<b>2</b>	<b>0</b>	<b>1</b>	<b>0</b>	<b>0</b>	<b>3</b>
<b>FAYETTE</b>									
Cedarhurst of Beaumont	0	0	1	3	12	36	26	44	122
Central Ky Recovery Center Unit 1	7	5	10	6	1	3	0	0	32
Central KY Recovery Center Unit 2	9	2	8	15	2	3	0	0	39

\*CMHC - Community Mental Health Center

\*SMI - Severe Mental Illness

## 2019 ANNUAL KENTUCKY LONG TERM CARE UTILIZATION AND SERVICE REPORT

### Table 2B - Personal Care Bed Resident Census by Age Group and CMHC Region

CMHC Region / County / Facility	18-34		35-64		65-84		85 & Older		Total
	Male	Female	Male	Female	Male	Female	Male	Female	
Lantern at Morning Pointe Alz and Memory Care	0	0	1	1	18	25	12	13	70
Legacy Reserve at Fritz Farm	0	0	0	0	12	32	14	48	106
Lexington Country Place	0	0	0	0	1	5	5	23	34
Mayfair Village Retirement Center	0	0	0	0	2	4	4	14	24
Morning Pointe of Lexington	0	0	1	1	3	26	5	53	89
Morning Pointe of Lexington East	0	0	0	0	18	26	23	26	93
Richmond Place Senior Living	0	0	1	1	9	16	26	42	95
Signature Healthcare At Tanbark Rehab	0	1	2	3	12	15	19	39	91
The Breckinridge	0	0	0	0	6	10	4	12	32
The Legacy At The Willows	0	0	0	0	3	16	5	24	48
The Willows At Fritz Farm	0	0	0	0	4	8	4	35	51
The Willows at Hamburg	0	0	0	0	4	16	12	47	79
Willows at Citation	0	0	0	2	2	7	4	30	45
<b>FAYETTE County Total:</b>	<b>16</b>	<b>8</b>	<b>24</b>	<b>32</b>	<b>109</b>	<b>248</b>	<b>163</b>	<b>450</b>	<b>1,050</b>
FRANKLIN									
Dominion Senior Living of Frankfort	0	0	0	0	15	67	0	0	82
Morning Pointe of Frankfort	0	0	0	0	13	11	16	26	66
The Lantern at Morning Pointe of Frankfort	0	0	0	0	11	19	11	25	66
<b>FRANKLIN County Total:</b>	<b>0</b>	<b>0</b>	<b>0</b>	<b>0</b>	<b>39</b>	<b>97</b>	<b>27</b>	<b>51</b>	<b>214</b>
HARRISON									
Cedar Ridge Health Campus	0	0	0	0	4	13	7	33	57
Parkside Manor	0	1	27	16	13	14	1	0	72
Shady Lawn Home	8	0	48	19	21	6	0	1	103
<b>HARRISON County Total:</b>	<b>8</b>	<b>1</b>	<b>75</b>	<b>35</b>	<b>38</b>	<b>33</b>	<b>8</b>	<b>34</b>	<b>232</b>
JESSAMINE									
Bridgepointe At Ashgrove Woods	0	0	0	3	13	17	18	43	94
Rose Terrace Lodge	0	0	10	12	11	14	0	1	48
Wesley Village	0	0	0	0	2	1	7	15	25
<b>JESSAMINE County Total:</b>	<b>0</b>	<b>0</b>	<b>10</b>	<b>15</b>	<b>26</b>	<b>32</b>	<b>25</b>	<b>59</b>	<b>167</b>
LINCOLN									
Waynesburg Manor	0	0	13	13	4	4	0	0	34
<b>LINCOLN County Total:</b>	<b>0</b>	<b>0</b>	<b>13</b>	<b>13</b>	<b>4</b>	<b>4</b>	<b>0</b>	<b>0</b>	<b>34</b>

\*CMHC - Community Mental Health Center

\*SMI - Severe Mental Illness

## 2019 ANNUAL KENTUCKY LONG TERM CARE UTILIZATION AND SERVICE REPORT

### Table 2B - Personal Care Bed Resident Census by Age Group and CMHC Region

CMHC Region / County / Facility	18-34		35-64		65-84		85 & Older		Total	
	Male	Female	Male	Female	Male	Female	Male	Female		
<b>MADISON</b>										
Dominion Senior Living of Richmond	0	0	0	0	3	10	5	47	65	
Morning Pointe of Richmond	0	0	0	0	7	11	11	22	51	
Telford Terrace	0	0	2	0	2	3	7	10	24	
<b>MADISON County Total:</b>	<b>0</b>	<b>0</b>	<b>2</b>	<b>0</b>	<b>12</b>	<b>24</b>	<b>23</b>	<b>79</b>	<b>140</b>	
<b>MERCER</b>										
The Willows at Harrodsburg	0	0	1	0	1	7	17	19	45	
<b>MERCER County Total:</b>	<b>0</b>	<b>0</b>	<b>1</b>	<b>0</b>	<b>1</b>	<b>7</b>	<b>17</b>	<b>19</b>	<b>45</b>	
<b>POWELL</b>										
Stanton Nursing and Rehabilitation Center	0	0	0	0	0	1	0	0	1	
<b>POWELL County Total:</b>	<b>0</b>	<b>0</b>	<b>0</b>	<b>0</b>	<b>0</b>	<b>1</b>	<b>0</b>	<b>0</b>	<b>1</b>	
<b>SCOTT</b>										
The Meadows At Windsor Gardens	0	0	0	1	4	10	6	3	24	
<b>SCOTT County Total:</b>	<b>0</b>	<b>0</b>	<b>0</b>	<b>1</b>	<b>4</b>	<b>10</b>	<b>6</b>	<b>3</b>	<b>24</b>	
<b>WOODFORD</b>										
Taylor Manor Nursing Home	0	0	0	0	0	1	0	3	4	
The Homeplace At Midway	0	0	0	0	1	4	1	9	15	
<b>WOODFORD County Total:</b>	<b>0</b>	<b>0</b>	<b>0</b>	<b>0</b>	<b>1</b>	<b>5</b>	<b>1</b>	<b>12</b>	<b>19</b>	
<b>Bluegrass CMHC Region Total:</b>	<b>24</b>	<b>9</b>	<b>127</b>	<b>100</b>	<b>253</b>	<b>498</b>	<b>288</b>	<b>755</b>	<b>2,054</b>	
<b>Communicare</b>										
<b>GRAYSON</b>										
Grayson Manor	0	0	1	2	8	12	4	12	39	
<b>GRAYSON County Total:</b>	<b>0</b>	<b>0</b>	<b>1</b>	<b>2</b>	<b>8</b>	<b>12</b>	<b>4</b>	<b>12</b>	<b>39</b>	
<b>HARDIN</b>										
Signature Healthcare at North Hardin Rehab	0	0	0	0	0	0	0	0	0	
<b>HARDIN County Total:</b>	<b>0</b>	<b>0</b>	<b>0</b>	<b>0</b>	<b>0</b>	<b>0</b>	<b>0</b>	<b>0</b>	<b>0</b>	
<b>MARION</b>										
Loretto Motherhouse Infirmary	0	0	0	1	0	7	0	21	29	
The Village of Lebanon II	0	0	0	0	2	2	1	3	8	
<b>MARION County Total:</b>	<b>0</b>	<b>0</b>	<b>0</b>	<b>1</b>	<b>2</b>	<b>9</b>	<b>1</b>	<b>24</b>	<b>37</b>	

\*CMHC - Community Mental Health Center

\*SMI - Severe Mental Illness



## 2019 ANNUAL KENTUCKY LONG TERM CARE UTILIZATION AND SERVICE REPORT

### Table 2B - Personal Care Bed Resident Census by Age Group and CMHC Region

CMHC Region / County / Facility	18-34		35-64		65-84		85 & Older		Total
	Male	Female	Male	Female	Male	Female	Male	Female	
<b>MEADE</b>									
Brandenburg Nursing and Rehabilitation	0	0	0	0	0	1	0	0	1
<b>MEADE County Total:</b>	<b>0</b>	<b>0</b>	<b>0</b>	<b>0</b>	<b>0</b>	<b>1</b>	<b>0</b>	<b>0</b>	<b>1</b>
<b>NELSON</b>									
Windsor Gardens CCRC	0	0	0	0	3	4	4	20	31
<b>NELSON County Total:</b>	<b>0</b>	<b>0</b>	<b>0</b>	<b>0</b>	<b>3</b>	<b>4</b>	<b>4</b>	<b>20</b>	<b>31</b>
<b>WASHINGTON</b>									
Sansbury Care Center	0	0	0	0	0	3	0	13	16
<b>WASHINGTON County Total:</b>	<b>0</b>	<b>0</b>	<b>0</b>	<b>0</b>	<b>0</b>	<b>3</b>	<b>0</b>	<b>13</b>	<b>16</b>
<b>Communicare CMHC Region Total:</b>	<b>0</b>	<b>0</b>	<b>1</b>	<b>3</b>	<b>13</b>	<b>29</b>	<b>9</b>	<b>69</b>	<b>124</b>
<b>Cumberland River</b>									
<b>BELL</b>									
Generations Center of Middlesboro	0	6	20	41	14	7	0	0	88
<b>BELL County Total:</b>	<b>0</b>	<b>6</b>	<b>20</b>	<b>41</b>	<b>14</b>	<b>7</b>	<b>0</b>	<b>0</b>	<b>88</b>
<b>HARLAN</b>									
The Laurels	0	0	22	17	19	21	0	1	80
<b>HARLAN County Total:</b>	<b>0</b>	<b>0</b>	<b>22</b>	<b>17</b>	<b>19</b>	<b>21</b>	<b>0</b>	<b>1</b>	<b>80</b>
<b>KNOX</b>									
Christian Health Center - Corbin	0	0	0	0	0	1	0	0	1
<b>KNOX County Total:</b>	<b>0</b>	<b>0</b>	<b>0</b>	<b>0</b>	<b>0</b>	<b>1</b>	<b>0</b>	<b>0</b>	<b>1</b>
<b>Cumberland River CMHC Region Total:</b>	<b>0</b>	<b>6</b>	<b>42</b>	<b>58</b>	<b>33</b>	<b>29</b>	<b>0</b>	<b>1</b>	<b>169</b>
<b>Four Rivers</b>									
<b>CALLOWAY</b>									
Fern Terrace of Murray	0	0	7	9	31	38	7	13	105
Gardens At Hickory Woods	0	0	0	0	5	10	2	9	26
<b>CALLOWAY County Total:</b>	<b>0</b>	<b>0</b>	<b>7</b>	<b>9</b>	<b>36</b>	<b>48</b>	<b>9</b>	<b>22</b>	<b>131</b>
<b>CARLISLE</b>									
Countryside Center	0	0	1	3	2	1	1	2	10
<b>CARLISLE County Total:</b>	<b>0</b>	<b>0</b>	<b>1</b>	<b>3</b>	<b>2</b>	<b>1</b>	<b>1</b>	<b>2</b>	<b>10</b>
<b>GRAVES</b>									
Fern Terrace of Mayfield	10	30	84	64	8	0	0	0	196
<b>GRAVES County Total:</b>	<b>10</b>	<b>30</b>	<b>84</b>	<b>64</b>	<b>8</b>	<b>0</b>	<b>0</b>	<b>0</b>	<b>196</b>

\*CMHC - Community Mental Health Center

\*SMI - Severe Mental Illness

## 2019 ANNUAL KENTUCKY LONG TERM CARE UTILIZATION AND SERVICE REPORT

### Table 2B - Personal Care Bed Resident Census by Age Group and CMHC Region

CMHC Region / County / Facility	18-34		35-64		65-84		85 & Older		Total
	Male	Female	Male	Female	Male	Female	Male	Female	
<b>HICKMAN</b>									
Clinton Hickman County Nursing Facility	0	0	0	2	1	1	0	5	9
Clinton Place	0	0	1	2	3	1	1	0	8
<b>HICKMAN County Total:</b>	<b>0</b>	<b>0</b>	<b>1</b>	<b>4</b>	<b>4</b>	<b>2</b>	<b>1</b>	<b>5</b>	<b>17</b>
<b>MCCRACKEN</b>									
Gaither Suites at West Park	0	0	0	0	2	6	8	25	41
<b>MCCRACKEN County Total:</b>	<b>0</b>	<b>0</b>	<b>0</b>	<b>0</b>	<b>2</b>	<b>6</b>	<b>8</b>	<b>25</b>	<b>41</b>
<b>Four Rivers CMHC Region Total:</b>	<b>10</b>	<b>30</b>	<b>93</b>	<b>80</b>	<b>52</b>	<b>57</b>	<b>19</b>	<b>54</b>	<b>395</b>
<b>Kentucky River</b>									
<b>KNOTT</b>									
Golden Years Rest Home	7	4	55	31	16	8	0	0	121
<b>KNOTT County Total:</b>	<b>7</b>	<b>4</b>	<b>55</b>	<b>31</b>	<b>16</b>	<b>8</b>	<b>0</b>	<b>0</b>	<b>121</b>
<b>OWSLEY</b>									
Owsley County Health Care Center	0	0	0	0	0	0	1	0	1
<b>OWSLEY County Total:</b>	<b>0</b>	<b>0</b>	<b>0</b>	<b>0</b>	<b>0</b>	<b>0</b>	<b>1</b>	<b>0</b>	<b>1</b>
<b>Kentucky River CMHC Region Total:</b>	<b>7</b>	<b>4</b>	<b>55</b>	<b>31</b>	<b>16</b>	<b>8</b>	<b>1</b>	<b>0</b>	<b>122</b>
<b>LifeSkills</b>									
<b>ALLEN</b>									
Cornerstone Manor	16	14	26	10	8	5	2	0	81
Scottsville Manor	5	1	14	19	9	4	0	0	52
<b>ALLEN County Total:</b>	<b>21</b>	<b>15</b>	<b>40</b>	<b>29</b>	<b>17</b>	<b>9</b>	<b>2</b>	<b>0</b>	<b>133</b>
<b>BARREN</b>									
NHC HealthCare, Glasgow	0	0	0	0	1	0	0	1	2
<b>BARREN County Total:</b>	<b>0</b>	<b>0</b>	<b>0</b>	<b>0</b>	<b>1</b>	<b>0</b>	<b>0</b>	<b>1</b>	<b>2</b>
<b>EDMONSON</b>									
Edmonson Center	0	0	1	0	1	5	0	0	7
<b>EDMONSON County Total:</b>	<b>0</b>	<b>0</b>	<b>1</b>	<b>0</b>	<b>1</b>	<b>5</b>	<b>0</b>	<b>0</b>	<b>7</b>
<b>HART</b>									
Hart County Manor	3	2	29	23	5	2	1	1	66
<b>HART County Total:</b>	<b>3</b>	<b>2</b>	<b>29</b>	<b>23</b>	<b>5</b>	<b>2</b>	<b>1</b>	<b>1</b>	<b>66</b>
<b>METCALFE</b>									
Harper's Home for the Aged	0	0	19	1	6	1	0	0	27
Metcalfe Health Care Center	0	0	0	2	5	5	0	1	13
<b>METCALFE County Total:</b>	<b>0</b>	<b>0</b>	<b>19</b>	<b>3</b>	<b>11</b>	<b>6</b>	<b>0</b>	<b>1</b>	<b>40</b>

\*CMHC - Community Mental Health Center

\*SMI - Severe Mental Illness

## 2019 ANNUAL KENTUCKY LONG TERM CARE UTILIZATION AND SERVICE REPORT

### Table 2B - Personal Care Bed Resident Census by Age Group and CMHC Region

CMHC Region / County / Facility	18-34		35-64		65-84		85 & Older		Total
	Male	Female	Male	Female	Male	Female	Male	Female	
<b>SIMPSON</b>									
Lewis Memorial Methodist Home	0	0	0	2	0	16	0	8	26
<b>SIMPSON County Total:</b>	<b>0</b>	<b>0</b>	<b>0</b>	<b>2</b>	<b>0</b>	<b>16</b>	<b>0</b>	<b>8</b>	<b>26</b>
<b>WARREN</b>									
Christian Health Center, Bowling Green	0	0	0	0	12	21	18	45	96
Fern Terrace of Bowling Green	4	0	71	52	17	34	0	2	180
The Haven At Massey Springs	0	0	0	0	2	6	6	14	28
<b>WARREN County Total:</b>	<b>4</b>	<b>0</b>	<b>71</b>	<b>52</b>	<b>31</b>	<b>61</b>	<b>24</b>	<b>61</b>	<b>304</b>
<b>LifeSkills CMHC Region Total:</b>	<b>28</b>	<b>17</b>	<b>160</b>	<b>109</b>	<b>66</b>	<b>99</b>	<b>27</b>	<b>72</b>	<b>578</b>
<b>Mountain</b>									
<b>JOHNSON</b>									
Venture Home of Paintsville	11	7	50	45	9	11	0	1	134
<b>JOHNSON County Total:</b>	<b>11</b>	<b>7</b>	<b>50</b>	<b>45</b>	<b>9</b>	<b>11</b>	<b>0</b>	<b>1</b>	<b>134</b>
<b>MAGOFFIN</b>									
Salyersville Nursing and Rehabilitation Center	0	0	0	0	0	0	0	0	0
<b>MAGOFFIN County Total:</b>	<b>0</b>	<b>0</b>	<b>0</b>	<b>0</b>	<b>0</b>	<b>0</b>	<b>0</b>	<b>0</b>	<b>0</b>
<b>MARTIN</b>									
Martin County Health Care Facility	0	0	1	0	2	0	0	0	3
<b>MARTIN County Total:</b>	<b>0</b>	<b>0</b>	<b>1</b>	<b>0</b>	<b>2</b>	<b>0</b>	<b>0</b>	<b>0</b>	<b>3</b>
<b>PIKE</b>									
Good Shepherd Community Nursing Center	0	0	0	0	0	0	0	0	0
<b>PIKE County Total:</b>	<b>0</b>	<b>0</b>	<b>0</b>	<b>0</b>	<b>0</b>	<b>0</b>	<b>0</b>	<b>0</b>	<b>0</b>
<b>Mountain CMHC Region Total:</b>	<b>11</b>	<b>7</b>	<b>51</b>	<b>45</b>	<b>11</b>	<b>11</b>	<b>0</b>	<b>1</b>	<b>137</b>
<b>NorthKey</b>									
<b>BOONE</b>									
Colonial Gardens	0	0	0	0	15	16	23	57	111
Dominion Senior Living of Florence	0	0	0	0	9	29	9	21	68
<b>BOONE County Total:</b>	<b>0</b>	<b>0</b>	<b>0</b>	<b>0</b>	<b>24</b>	<b>45</b>	<b>32</b>	<b>78</b>	<b>179</b>
<b>CAMPBELL</b>									
Carmel Manor	0	0	0	0	3	4	2	17	26
The Seasons at Alexandria	0	0	0	0	2	18	6	29	55
<b>CAMPBELL County Total:</b>	<b>0</b>	<b>0</b>	<b>0</b>	<b>0</b>	<b>5</b>	<b>22</b>	<b>8</b>	<b>46</b>	<b>81</b>

\*CMHC - Community Mental Health Center

\*SMI - Severe Mental Illness

## 2019 ANNUAL KENTUCKY LONG TERM CARE UTILIZATION AND SERVICE REPORT

### Table 2B - Personal Care Bed Resident Census by Age Group and CMHC Region

CMHC Region / County / Facility	18-34		35-64		65-84		85 & Older		Total
	Male	Female	Male	Female	Male	Female	Male	Female	
<b>CARROLL</b>									
Carrollton Manor	1	0	17	10	11	12	0	0	51
Valley Haven Rest Home	5	0	8	0	30	0	3	0	46
<b>CARROLL County Total:</b>	<b>6</b>	<b>0</b>	<b>25</b>	<b>10</b>	<b>41</b>	<b>12</b>	<b>3</b>	<b>0</b>	<b>97</b>
<b>GRANT</b>									
Jonesville Rest Home	3	2	15	8	1	1	0	0	30
<b>GRANT County Total:</b>	<b>3</b>	<b>2</b>	<b>15</b>	<b>8</b>	<b>1</b>	<b>1</b>	<b>0</b>	<b>0</b>	<b>30</b>
<b>KENTON</b>									
Brookdale Edgewood	0	0	0	0	11	15	36	44	106
Covington Ladies Home	0	0	0	0	0	19	0	9	28
Emerald Trace	0	0	0	0	3	8	5	11	27
Ivy Knoll	0	0	3	2	11	15	3	15	49
Madonna Manor	0	0	0	2	5	14	4	14	39
Regency Manor	0	0	13	17	13	42	1	2	88
Regency Manor North	0	0	11	3	14	12	1	2	43
St Charles Care Center	0	0	0	0	12	4	11	24	51
<b>KENTON County Total:</b>	<b>0</b>	<b>0</b>	<b>27</b>	<b>24</b>	<b>69</b>	<b>129</b>	<b>61</b>	<b>121</b>	<b>431</b>
<b>PENDLETON</b>									
Falmouth Personal Care Home	1	1	14	8	4	1	0	0	29
The Front Gate	0	1	12	6	5	4	0	0	28
<b>PENDLETON County Total:</b>	<b>1</b>	<b>2</b>	<b>26</b>	<b>14</b>	<b>9</b>	<b>5</b>	<b>0</b>	<b>0</b>	<b>57</b>
<b>NorthKey CMHC Region Total:</b>	<b>10</b>	<b>4</b>	<b>93</b>	<b>56</b>	<b>149</b>	<b>214</b>	<b>104</b>	<b>245</b>	<b>875</b>
<b>Pathways</b>									
<b>BOYD</b>									
Artrips Personal Care Home	1	1	4	7	4	4	0	1	22
Hamilton's Personal Care Home	0	0	11	2	2	1	0	0	16
King's Daughters And Sons Home	0	0	1	1	5	5	8	25	45
<b>BOYD County Total:</b>	<b>1</b>	<b>1</b>	<b>16</b>	<b>10</b>	<b>11</b>	<b>10</b>	<b>8</b>	<b>26</b>	<b>83</b>
<b>GREENUP</b>									
Frasure's Personal Care Home	9	7	25	21	13	12	0	0	87
Morning Pointe Of Russell	0	0	0	0	0	2	24	55	81
Russell Convalescent Home	0	0	39	8	0	0	0	0	47
The Lantern At Morning Pointe Alzheimers and Memory Care	0	0	0	1	9	18	14	37	79

\*CMHC - Community Mental Health Center

\*SMI - Severe Mental Illness

## 2019 ANNUAL KENTUCKY LONG TERM CARE UTILIZATION AND SERVICE REPORT

### Table 2B - Personal Care Bed Resident Census by Age Group and CMHC Region

CMHC Region / County / Facility	18-34		35-64		65-84		85 & Older		Total
	Male	Female	Male	Female	Male	Female	Male	Female	
Trinity Station Retirement Community	0	0	0	0	5	12	7	29	53
<b>GREENUP County Total:</b>	<b>9</b>	<b>7</b>	<b>64</b>	<b>30</b>	<b>27</b>	<b>44</b>	<b>45</b>	<b>121</b>	<b>347</b>
LAWRENCE									
The Jordan Center	0	0	0	0	2	1	0	0	3
<b>LAWRENCE County Total:</b>	<b>0</b>	<b>0</b>	<b>0</b>	<b>0</b>	<b>2</b>	<b>1</b>	<b>0</b>	<b>0</b>	<b>3</b>
MENIFEE									
Edgewood Estates	0	0	2	2	1	1	1	0	7
<b>MENIFEE County Total:</b>	<b>0</b>	<b>0</b>	<b>2</b>	<b>2</b>	<b>1</b>	<b>1</b>	<b>1</b>	<b>0</b>	<b>7</b>
MONTGOMERY									
Regency Memory Care	0	0	0	2	4	22	5	18	51
<b>MONTGOMERY County Total:</b>	<b>0</b>	<b>0</b>	<b>0</b>	<b>2</b>	<b>4</b>	<b>22</b>	<b>5</b>	<b>18</b>	<b>51</b>
MORGAN									
West Liberty Nursing and Rehabilitation Center	0	0	0	0	1	1	0	0	2
<b>MORGAN County Total:</b>	<b>0</b>	<b>0</b>	<b>0</b>	<b>0</b>	<b>1</b>	<b>1</b>	<b>0</b>	<b>0</b>	<b>2</b>
<b>Pathways CMHC Region Total:</b>	<b>10</b>	<b>8</b>	<b>82</b>	<b>44</b>	<b>46</b>	<b>79</b>	<b>59</b>	<b>165</b>	<b>493</b>
Pennyroyal									
CALDWELL									
Highland Homes, Inc.	3	17	61	25	23	9	0	0	138
<b>CALDWELL County Total:</b>	<b>3</b>	<b>17</b>	<b>61</b>	<b>25</b>	<b>23</b>	<b>9</b>	<b>0</b>	<b>0</b>	<b>138</b>
CHRISTIAN									
Christian County Manor	2	3	25	28	6	4	0	0	68
Christian Health Center, Hopkinsville	0	0	0	0	0	2	0	2	4
Pennyrile Home	23	48	50	46	19	25	2	1	214
<b>CHRISTIAN County Total:</b>	<b>25</b>	<b>51</b>	<b>75</b>	<b>74</b>	<b>25</b>	<b>31</b>	<b>2</b>	<b>3</b>	<b>286</b>
CRITTENDEN									
Crittenden County Health and Rehabilitation Center	0	0	0	0	0	0	0	0	0
<b>CRITTENDEN County Total:</b>	<b>0</b>	<b>0</b>	<b>0</b>	<b>0</b>	<b>0</b>	<b>0</b>	<b>0</b>	<b>0</b>	<b>0</b>
HOPKINS									
The Homestead	11	4	29	17	3	3	0	0	67
The Oaks PCH/Madisonville	2	0	40	12	4	1	0	0	59
<b>HOPKINS County Total:</b>	<b>13</b>	<b>4</b>	<b>69</b>	<b>29</b>	<b>7</b>	<b>4</b>	<b>0</b>	<b>0</b>	<b>126</b>
MUHLENBERG									
Diversicare of Greenville	0	0	0	1	4	3	2	2	12

\*CMHC - Community Mental Health Center

\*SMI - Severe Mental Illness

## 2019 ANNUAL KENTUCKY LONG TERM CARE UTILIZATION AND SERVICE REPORT

### Table 2B - Personal Care Bed Resident Census by Age Group and CMHC Region

CMHC Region / County / Facility	18-34		35-64		65-84		85 & Older		Total
	Male	Female	Male	Female	Male	Female	Male	Female	
Sparks Nursing Center	2	0	16	21	24	26	6	14	109
<b>MUHLENBERG County Total:</b>	<b>2</b>	<b>0</b>	<b>16</b>	<b>22</b>	<b>28</b>	<b>29</b>	<b>8</b>	<b>16</b>	<b>121</b>
<b>TRIGG</b>									
Better Senior Living	1	0	19	16	23	12	1	0	72
<b>TRIGG County Total:</b>	<b>1</b>	<b>0</b>	<b>19</b>	<b>16</b>	<b>23</b>	<b>12</b>	<b>1</b>	<b>0</b>	<b>72</b>
<b>Pennyroyal CMHC Region Total:</b>	<b>44</b>	<b>72</b>	<b>240</b>	<b>166</b>	<b>106</b>	<b>85</b>	<b>11</b>	<b>19</b>	<b>743</b>
<b>River Valley</b>									
<b>DAVISS</b>									
Carmel Home	0	0	0	0	5	12	19	66	102
Davco Rest Home	3	2	42	36	16	17	0	0	116
Fern Terrace of Owensboro	0	0	25	23	19	30	0	5	102
Owensboro Center	0	0	3	5	6	4	0	0	18
Rosedale Rest Home	17	4	21	11	5	2	0	0	60
<b>DAVISS County Total:</b>	<b>20</b>	<b>6</b>	<b>91</b>	<b>75</b>	<b>51</b>	<b>65</b>	<b>19</b>	<b>71</b>	<b>398</b>
<b>HANCOCK</b>									
The Oaks PCH/Lewisport	10	2	46	8	4	2	0	0	72
<b>HANCOCK County Total:</b>	<b>10</b>	<b>2</b>	<b>46</b>	<b>8</b>	<b>4</b>	<b>2</b>	<b>0</b>	<b>0</b>	<b>72</b>
<b>HENDERSON</b>									
Henderson Manor	1	1	12	18	4	11	2	1	50
<b>HENDERSON County Total:</b>	<b>1</b>	<b>1</b>	<b>12</b>	<b>18</b>	<b>4</b>	<b>11</b>	<b>2</b>	<b>1</b>	<b>50</b>
<b>MCLEAN</b>									
Sunny Acres	0	0	22	5	4	0	0	0	31
<b>MCLEAN County Total:</b>	<b>0</b>	<b>0</b>	<b>22</b>	<b>5</b>	<b>4</b>	<b>0</b>	<b>0</b>	<b>0</b>	<b>31</b>
<b>OHIO</b>									
Beaver Dam Nursing and Rehab Center	0	0	12	10	5	4	1	3	35
<b>OHIO County Total:</b>	<b>0</b>	<b>0</b>	<b>12</b>	<b>10</b>	<b>5</b>	<b>4</b>	<b>1</b>	<b>3</b>	<b>35</b>
<b>River Valley CMHC Region Total:</b>	<b>31</b>	<b>9</b>	<b>183</b>	<b>116</b>	<b>68</b>	<b>82</b>	<b>22</b>	<b>75</b>	<b>586</b>
<b>Seven Counties</b>									
<b>BULLITT</b>									
Colonial House of Shepherdsville	0	0	31	31	3	3	0	1	69
<b>BULLITT County Total:</b>	<b>0</b>	<b>0</b>	<b>31</b>	<b>31</b>	<b>3</b>	<b>3</b>	<b>0</b>	<b>1</b>	<b>69</b>
<b>JEFFERSON</b>									
Anthology of Louisville	0	0	2	3	9	16	15	23	68
Atria Blankenbaker	0	0	1	0	6	12	25	23	67
Barton House of Louisville #1	0	0	0	1	6	8	4	12	31

\*CMHC - Community Mental Health Center

\*SMI - Severe Mental Illness

## 2019 ANNUAL KENTUCKY LONG TERM CARE UTILIZATION AND SERVICE REPORT

### Table 2B - Personal Care Bed Resident Census by Age Group and CMHC Region

CMHC Region / County / Facility	18-34		35-64		65-84		85 & Older		Total
	Male	Female	Male	Female	Male	Female	Male	Female	
Belmont Village	0	0	1	5	10	44	32	86	178
Brookdale Stonestreet	0	0	0	0	4	4	7	11	26
Eastern Star Home in KY	0	0	0	0	0	3	2	7	12
Episcopal Church Home	0	0	0	1	18	28	16	57	120
Exceptional Senior Living - Prospect	0	0	0	0	20	18	12	15	65
Forest Hills Commons	0	0	0	2	11	25	43	71	152
Forest Springs Health Campus	0	0	0	1	3	9	10	22	45
Glen Ridge Health Campus	0	0	0	0	0	15	20	20	55
Hallmark House Louisville II	0	0	2	3	11	10	5	0	31
Heartsong Memory Care	0	0	0	0	12	12	11	14	49
Little Sisters of the Poor	0	0	0	0	3	6	1	10	20
Louisville Protestant Altenheim	0	0	1	0	6	8	10	8	33
Masonic Home of Louisville	0	0	0	2	9	24	14	28	77
Morning Pointe Of Louisville At South Hurstbourne	0	0	1	1	15	35	15	26	93
Nazareth Home	0	0	0	0	3	26	5	50	84
Nazareth Home Clifton	0	0	0	0	1	4	1	9	15
Park Louisville	0	0	1	0	20	20	13	18	72
Parr's at Springhurst	0	0	0	0	6	16	19	67	108
Rose Anna Hughes Home/Westminster	0	0	1	1	6	17	10	26	61
Sunrise of Louisville	0	0	0	3	6	20	8	78	115
Symphony at Oaklawn	0	0	0	0	10	28	30	40	108
Symphony at Valley Farms	0	0	0	0	5	11	25	70	111
The Forum at Brookside	0	0	0	0	1	0	5	18	24
The Lantern At Morning Pointe (Louisville)	0	0	0	0	4	13	11	30	58
The Legacy at English Station	0	0	0	1	17	31	10	17	76
Treyton Oaks Towers	0	0	0	1	6	10	10	37	64
Wesley Manor	0	0	0	0	5	16	8	23	52
Westport Place Health Campus	0	0	0	0	1	9	8	11	29
<b>JEFFERSON County Total:</b>	<b>0</b>	<b>0</b>	<b>10</b>	<b>25</b>	<b>234</b>	<b>498</b>	<b>405</b>	<b>927</b>	<b>2,099</b>
SHELBY									
Colonial Hall Manor	0	1	34	15	22	14	0	0	86

\*CMHC - Community Mental Health Center

\*SMI - Severe Mental Illness

## 2019 ANNUAL KENTUCKY LONG TERM CARE UTILIZATION AND SERVICE REPORT

### Table 2B - Personal Care Bed Resident Census by Age Group and CMHC Region

CMHC Region / County / Facility	18-34		35-64		65-84		85 & Older		Total
	Male	Female	Male	Female	Male	Female	Male	Female	
Masonic Home of Shelbyville	0	0	1	1	7	11	4	21	45
<b>SHELBY County Total:</b>	<b>0</b>	<b>1</b>	<b>35</b>	<b>16</b>	<b>29</b>	<b>25</b>	<b>4</b>	<b>21</b>	<b>131</b>
<b>Seven Counties CMHC Region Total:</b>	<b>0</b>	<b>1</b>	<b>76</b>	<b>72</b>	<b>266</b>	<b>526</b>	<b>409</b>	<b>949</b>	<b>2,299</b>
<b>State Total</b>	<b>183</b>	<b>172</b>	<b>1,291</b>	<b>947</b>	<b>1,114</b>	<b>1,758</b>	<b>953</b>	<b>2,413</b>	<b>8,831</b>

\*CMHC - Community Mental Health Center

\*SMI - Severe Mental Illness



## 2019 ANNUAL KENTUCKY LONG TERM CARE UTILIZATION AND SERVICE REPORT

### Table 2C - Personal Care Bed Census & Inpatient Days for Individuals With SMI

CMHC Region / County / Facility	18-34		35-64		65-84		85 & Older		Total	
	SMI Census	SMI Inpatient Days	SMI Census	SMI Inpatient Days	SMI Census	SMI Inpatient Days	SMI Census	SMI Inpatient Days	SMI Census	SMI Inpatient Days
<b>Adanta</b>										
MCCREARY										
Cumberland Manor Rest Home	1	46	72	14484	7	1028	0	0	80	15,558
<b>MCCREARY County Total:</b>	<b>1</b>	<b>46</b>	<b>72</b>	<b>14,484</b>	<b>7</b>	<b>1,028</b>	<b>0</b>	<b>0</b>	<b>80</b>	<b>15,558</b>
PULASKI										
Crestview Personal Care	1	42	10	2612	13	3165	0	0	24	5,819
Somerview Personal Care Home	6	1053	16	4651	5	1262	0	0	27	6,966
<b>PULASKI County Total:</b>	<b>7</b>	<b>1,095</b>	<b>26</b>	<b>7,263</b>	<b>18</b>	<b>4,427</b>	<b>0</b>	<b>0</b>	<b>51</b>	<b>12,785</b>
TAYLOR										
Bluegrass Way	0	0	0	0	0	0	0	0	0	0
<b>TAYLOR County Total:</b>	<b>0</b>	<b>0</b>	<b>0</b>	<b>0</b>	<b>0</b>	<b>0</b>	<b>0</b>	<b>0</b>	<b>0</b>	<b>0</b>
WAYNE										
Dishman Personal Care Home	5	1825	33	11994	17	6155	0	0	55	19,974
Hicks' Golden Years Nursing Home	0	0	0	0	0	0	0	0	0	0
<b>WAYNE County Total:</b>	<b>5</b>	<b>1,825</b>	<b>33</b>	<b>11,994</b>	<b>17</b>	<b>6,155</b>	<b>0</b>	<b>0</b>	<b>55</b>	<b>19,974</b>
<b>Adanta CMHC Total:</b>	<b>13</b>	<b>2,966</b>	<b>131</b>	<b>33,741</b>	<b>42</b>	<b>11,610</b>	<b>0</b>	<b>0</b>	<b>186</b>	<b>48,317</b>
<b>Bluegrass</b>										
ANDERSON										
Signature Healthcare at Heritage Hall Rehab	0	0	0	0	0	0	0	0	0	0
<b>ANDERSON County Total:</b>	<b>0</b>	<b>0</b>	<b>0</b>	<b>0</b>	<b>0</b>	<b>0</b>	<b>0</b>	<b>0</b>	<b>0</b>	<b>0</b>
BOURBON										
Bourbon Heights	0	0	0	0	0	0	0	0	0	0
<b>BOURBON County Total:</b>	<b>0</b>	<b>0</b>	<b>0</b>	<b>0</b>	<b>0</b>	<b>0</b>	<b>0</b>	<b>0</b>	<b>0</b>	<b>0</b>
BOYLE										
McDowell Place of Danville	0	0	0	0	0	0	0	0	0	0
Morning Pointe of Danville	0	0	0	0	0	0	0	0	0	0
<b>BOYLE County Total:</b>	<b>0</b>	<b>0</b>	<b>0</b>	<b>0</b>	<b>0</b>	<b>0</b>	<b>0</b>	<b>0</b>	<b>0</b>	<b>0</b>
ESTILL										
Irvine Nursing and Rehabilitation	0	0	2	364	0	0	0	0	2	364
<b>ESTILL County Total:</b>	<b>0</b>	<b>0</b>	<b>2</b>	<b>364</b>	<b>0</b>	<b>0</b>	<b>0</b>	<b>0</b>	<b>2</b>	<b>364</b>
FAYETTE										
Cedarhurst of Beaumont	0	0	0	0	0	0	0	0	0	0

\*CMHC - Community Mental Health Center

\*SMI - Severe Mental Illness

**2019 ANNUAL KENTUCKY LONG TERM CARE UTILIZATION AND SERVICE REPORT**

**Table 2C - Personal Care Bed Census & Inpatient Days for Individuals With SMI**

CMHC Region / County / Facility	18-34		35-64		65-84		85 & Older		Total	
	SMI Census	SMI Inpatient Days	SMI Census	SMI Inpatient Days	SMI Census	SMI Inpatient Days	SMI Census	SMI Inpatient Days	SMI Census	SMI Inpatient Days
Central Ky Recovery Center Unit 1	12	1780	16	2180	4	590	0	0	32	4,550
Central KY Recovery Center Unit 2	11	1191	23	2389	5	701	0	0	39	4,281
Lantern at Morning Pointe Alz and Memory Care	0	0	0	0	0	0	0	0	0	0
Legacy Reserve at Fritz Farm	0	0	0	0	0	0	0	0	0	0
Lexington Country Place	0	0	0	0	0	0	0	0	0	0
Mayfair Village Retirement Center	0	0	0	0	0	0	0	0	0	0
Morning Pointe of Lexington	0	0	0	0	0	0	0	0	0	0
Morning Pointe of Lexington East	0	0	0	0	0	0	0	0	0	0
Richmond Place Senior Living	0	0	0	0	0	0	0	0	0	0
Signature Healthcare At Tanbark Rehab	0	0	0	0	0	0	0	0	0	0
The Breckinridge	0	0	0	0	0	0	0	0	0	0
The Legacy At The Willows	0	0	0	0	0	0	0	0	0	0
The Willows At Fritz Farm	0	0	0	0	0	0	0	0	0	0
The Willows at Hamburg	0	0	0	0	0	0	0	0	0	0
Willows at Citation	0	0	0	0	0	0	0	0	0	0
<b>FAYETTE County Total:</b>	<b>23</b>	<b>2,971</b>	<b>39</b>	<b>4,569</b>	<b>9</b>	<b>1,291</b>	<b>0</b>	<b>0</b>	<b>71</b>	<b>8,831</b>
<b>FRANKLIN</b>										
Dominion Senior Living of Frankfort	0	0	0	0	0	0	0	0	0	0
Morning Pointe of Frankfort	0	0	0	0	0	0	0	0	0	0
The Lantern at Morning Pointe of Frankfort	0	0	0	0	0	0	0	0	0	0
<b>FRANKLIN County Total:</b>	<b>0</b>	<b>0</b>	<b>0</b>	<b>0</b>	<b>0</b>	<b>0</b>	<b>0</b>	<b>0</b>	<b>0</b>	<b>0</b>
<b>HARRISON</b>										
Cedar Ridge Health Campus	0	0	0	0	0	0	0	0	0	0
Parkside Manor	0	0	23	6976	4	1124	1	365	28	8,465
Shady Lawn Home	5	986	43	13673	14	4096	0	0	62	18,755
<b>HARRISON County Total:</b>	<b>5</b>	<b>986</b>	<b>66</b>	<b>20,649</b>	<b>18</b>	<b>5,220</b>	<b>1</b>	<b>365</b>	<b>90</b>	<b>27,220</b>
<b>JESSAMINE</b>										
Bridgepointe At Ashgrove Woods	0	0	0	0	0	0	0	0	0	0
Rose Terrace Lodge	0	0	21	5941	24	7389	0	0	45	13,330
Wesley Village	0	0	0	0	0	0	0	0	0	0
<b>JESSAMINE County Total:</b>	<b>0</b>	<b>0</b>	<b>21</b>	<b>5,941</b>	<b>24</b>	<b>7,389</b>	<b>0</b>	<b>0</b>	<b>45</b>	<b>13,330</b>

\*CMHC - Community Mental Health Center

\*SMI - Severe Mental Illness

## 2019 ANNUAL KENTUCKY LONG TERM CARE UTILIZATION AND SERVICE REPORT

### Table 2C - Personal Care Bed Census & Inpatient Days for Individuals With SMI

CMHC Region / County / Facility	18-34		35-64		65-84		85 & Older		Total	
	SMI Census	SMI Inpatient Days	SMI Census	SMI Inpatient Days	SMI Census	SMI Inpatient Days	SMI Census	SMI Inpatient Days	SMI Census	SMI Inpatient Days
<b>LINCOLN</b>										
Waynesburg Manor	0	0	17	5494	6	2190	0	0	23	7,684
<b>LINCOLN County Total:</b>	<b>0</b>	<b>0</b>	<b>17</b>	<b>5,494</b>	<b>6</b>	<b>2,190</b>	<b>0</b>	<b>0</b>	<b>23</b>	<b>7,684</b>
<b>MADISON</b>										
Dominion Senior Living of Richmond	0	0	0	0	0	0	0	0	0	0
Morning Pointe of Richmond	0	0	0	0	0	0	0	0	0	0
Telford Terrace	0	0	2	285	0	0	6	1031	8	1,316
<b>MADISON County Total:</b>	<b>0</b>	<b>0</b>	<b>2</b>	<b>285</b>	<b>0</b>	<b>0</b>	<b>6</b>	<b>1,031</b>	<b>8</b>	<b>1,316</b>
<b>MERCER</b>										
The Willows at Harrodsburg	0	0	0	0	0	0	0	0	0	0
<b>MERCER County Total:</b>	<b>0</b>	<b>0</b>	<b>0</b>	<b>0</b>	<b>0</b>	<b>0</b>	<b>0</b>	<b>0</b>	<b>0</b>	<b>0</b>
<b>POWELL</b>										
Stanton Nursing and Rehabilitation Center	0	0	0	0	1	365	0	0	1	365
<b>POWELL County Total:</b>	<b>0</b>	<b>0</b>	<b>0</b>	<b>0</b>	<b>1</b>	<b>365</b>	<b>0</b>	<b>0</b>	<b>1</b>	<b>365</b>
<b>SCOTT</b>										
The Meadows At Windsor Gardens	0	0	0	0	0	0	0	0	0	0
<b>SCOTT County Total:</b>	<b>0</b>	<b>0</b>	<b>0</b>	<b>0</b>	<b>0</b>	<b>0</b>	<b>0</b>	<b>0</b>	<b>0</b>	<b>0</b>
<b>WOODFORD</b>										
Taylor Manor Nursing Home	0	0	0	0	0	0	0	0	0	0
The Homeplace At Midway	0	0	0	0	0	0	0	0	0	0
<b>WOODFORD County Total:</b>	<b>0</b>	<b>0</b>	<b>0</b>	<b>0</b>	<b>0</b>	<b>0</b>	<b>0</b>	<b>0</b>	<b>0</b>	<b>0</b>
<b>Bluegrass CMHC Total:</b>	<b>28</b>	<b>3,957</b>	<b>147</b>	<b>37,302</b>	<b>58</b>	<b>16,455</b>	<b>7</b>	<b>1,396</b>	<b>240</b>	<b>59,110</b>

#### Communicare

<b>GRAYSON</b>										
Grayson Manor	0	0	0	0	5	1521	1	365	6	1,886
<b>GRAYSON County Total:</b>	<b>0</b>	<b>0</b>	<b>0</b>	<b>0</b>	<b>5</b>	<b>1,521</b>	<b>1</b>	<b>365</b>	<b>6</b>	<b>1,886</b>
<b>HARDIN</b>										
Signature Healthcare at North Hardin Rehab	0	0	0	0	0	0	0	0	0	0
<b>HARDIN County Total:</b>	<b>0</b>	<b>0</b>	<b>0</b>	<b>0</b>	<b>0</b>	<b>0</b>	<b>0</b>	<b>0</b>	<b>0</b>	<b>0</b>
<b>MARION</b>										
Loretto Motherhouse Infirmary	0	0	0	0	2	657	4	1243	6	1,900

\*CMHC - Community Mental Health Center

\*SMI - Severe Mental Illness

**2019 ANNUAL KENTUCKY LONG TERM CARE UTILIZATION AND SERVICE REPORT**

**Table 2C - Personal Care Bed Census & Inpatient Days for Individuals With SMI**

CMHC Region / County / Facility	18-34		35-64		65-84		85 & Older		Total	
	SMI Census	SMI Inpatient Days	SMI Census	SMI Inpatient Days	SMI Census	SMI Inpatient Days	SMI Census	SMI Inpatient Days	SMI Census	SMI Inpatient Days
The Village of Lebanon II	0	0	0	0	0	0	0	0	0	0
<b>MARION County Total:</b>	<b>0</b>	<b>0</b>	<b>0</b>	<b>0</b>	<b>2</b>	<b>657</b>	<b>4</b>	<b>1,243</b>	<b>6</b>	<b>1,900</b>
MEADE										
Brandenburg Nursing and Rehabilitation	0	0	0	0	1	113	0	0	1	113
<b>MEADE County Total:</b>	<b>0</b>	<b>0</b>	<b>0</b>	<b>0</b>	<b>1</b>	<b>113</b>	<b>0</b>	<b>0</b>	<b>1</b>	<b>113</b>
NELSON										
Windsor Gardens CCRC	0	0	0	0	0	0	0	0	0	0
<b>NELSON County Total:</b>	<b>0</b>	<b>0</b>	<b>0</b>	<b>0</b>	<b>0</b>	<b>0</b>	<b>0</b>	<b>0</b>	<b>0</b>	<b>0</b>
WASHINGTON										
Sansbury Care Center	0	0	0	0	0	0	0	0	0	0
<b>WASHINGTON County Total:</b>	<b>0</b>	<b>0</b>	<b>0</b>	<b>0</b>	<b>0</b>	<b>0</b>	<b>0</b>	<b>0</b>	<b>0</b>	<b>0</b>
<b>Communicare CMHC Total:</b>	<b>0</b>	<b>0</b>	<b>0</b>	<b>0</b>	<b>8</b>	<b>2,291</b>	<b>5</b>	<b>1,608</b>	<b>13</b>	<b>3,899</b>
Cumberland River										
BELL										
Generations Center of Middlesboro	6	2190	61	22265	21	7665	0	0	88	32,120
<b>BELL County Total:</b>	<b>6</b>	<b>2,190</b>	<b>61</b>	<b>22,265</b>	<b>21</b>	<b>7,665</b>	<b>0</b>	<b>0</b>	<b>88</b>	<b>32,120</b>
HARLAN										
The Laurels	0	0	33	12045	34	12410	1	365	68	24,820
<b>HARLAN County Total:</b>	<b>0</b>	<b>0</b>	<b>33</b>	<b>12,045</b>	<b>34</b>	<b>12,410</b>	<b>1</b>	<b>365</b>	<b>68</b>	<b>24,820</b>
KNOX										
Christian Health Center - Corbin	0	0	0	0	1	365	0	0	1	365
<b>KNOX County Total:</b>	<b>0</b>	<b>0</b>	<b>0</b>	<b>0</b>	<b>1</b>	<b>365</b>	<b>0</b>	<b>0</b>	<b>1</b>	<b>365</b>
<b>Cumberland River CMHC Total:</b>	<b>6</b>	<b>2,190</b>	<b>94</b>	<b>34,310</b>	<b>56</b>	<b>20,440</b>	<b>1</b>	<b>365</b>	<b>157</b>	<b>57,305</b>
Four Rivers										
CALLOWAY										
Fern Terrace of Murray	0	0	9	2010	15	3716	0	0	24	5,726
Gardens At Hickory Woods	0	0	0	0	0	0	0	0	0	0
<b>CALLOWAY County Total:</b>	<b>0</b>	<b>0</b>	<b>9</b>	<b>2,010</b>	<b>15</b>	<b>3,716</b>	<b>0</b>	<b>0</b>	<b>24</b>	<b>5,726</b>
CARLISLE										
Countryside Center	0	0	3	682	0	0	0	0	3	682
<b>CARLISLE County Total:</b>	<b>0</b>	<b>0</b>	<b>3</b>	<b>682</b>	<b>0</b>	<b>0</b>	<b>0</b>	<b>0</b>	<b>3</b>	<b>682</b>

\*CMHC - Community Mental Health Center

\*SMI - Severe Mental Illness

**2019 ANNUAL KENTUCKY LONG TERM CARE UTILIZATION AND SERVICE REPORT**

**Table 2C - Personal Care Bed Census & Inpatient Days for Individuals With SMI**

CMHC Region / County / Facility	18-34		35-64		65-84		85 & Older		Total	
	SMI Census	SMI Inpatient Days	SMI Census	SMI Inpatient Days	SMI Census	SMI Inpatient Days	SMI Census	SMI Inpatient Days	SMI Census	SMI Inpatient Days
<b>GRAVES</b>										
Fern Terrace of Mayfield	31	11315	129	47085	2	730	0	0	162	59,130
<b>GRAVES County Total:</b>	<b>31</b>	<b>11,315</b>	<b>129</b>	<b>47,085</b>	<b>2</b>	<b>730</b>	<b>0</b>	<b>0</b>	<b>162</b>	<b>59,130</b>
<b>HICKMAN</b>										
Clinton Hickman County Nursing Facility	0	0	0	0	0	0	0	0	0	0
Clinton Place	0	0	0	0	0	0	0	0	0	0
<b>HICKMAN County Total:</b>	<b>0</b>	<b>0</b>	<b>0</b>	<b>0</b>	<b>0</b>	<b>0</b>	<b>0</b>	<b>0</b>	<b>0</b>	<b>0</b>
<b>MCCRACKEN</b>										
Gaither Suites at West Park	0	0	0	0	0	0	0	0	0	0
<b>MCCRACKEN County Total:</b>	<b>0</b>	<b>0</b>	<b>0</b>	<b>0</b>	<b>0</b>	<b>0</b>	<b>0</b>	<b>0</b>	<b>0</b>	<b>0</b>
<b>Four Rivers CMHC Total:</b>	<b>31</b>	<b>11,315</b>	<b>141</b>	<b>49,777</b>	<b>17</b>	<b>4,446</b>	<b>0</b>	<b>0</b>	<b>189</b>	<b>65,538</b>
<b>Kentucky River</b>										
<b>KNOTT</b>										
Golden Years Rest Home	11	2930	86	27495	24	7133	0	0	121	37,558
<b>KNOTT County Total:</b>	<b>11</b>	<b>2,930</b>	<b>86</b>	<b>27,495</b>	<b>24</b>	<b>7,133</b>	<b>0</b>	<b>0</b>	<b>121</b>	<b>37,558</b>
<b>OWSLEY</b>										
Owsley County Health Care Center	0	0	0	0	0	0	0	0	0	0
<b>OWSLEY County Total:</b>	<b>0</b>	<b>0</b>	<b>0</b>	<b>0</b>	<b>0</b>	<b>0</b>	<b>0</b>	<b>0</b>	<b>0</b>	<b>0</b>
<b>Kentucky River CMHC Total:</b>	<b>11</b>	<b>2,930</b>	<b>86</b>	<b>27,495</b>	<b>24</b>	<b>7,133</b>	<b>0</b>	<b>0</b>	<b>121</b>	<b>37,558</b>
<b>LifeSkills</b>										
<b>ALLEN</b>										
Cornerstone Manor	30	4654	36	5198	13	1429	2	399	81	11,680
Scottsville Manor	5	1073	28	5731	13	3209	0	0	46	10,013
<b>ALLEN County Total:</b>	<b>35</b>	<b>5,727</b>	<b>64</b>	<b>10,929</b>	<b>26</b>	<b>4,638</b>	<b>2</b>	<b>399</b>	<b>127</b>	<b>21,693</b>
<b>BARREN</b>										
NHC HealthCare, Glasgow	0	0	0	0	1	16	0	0	1	16
<b>BARREN County Total:</b>	<b>0</b>	<b>0</b>	<b>0</b>	<b>0</b>	<b>1</b>	<b>16</b>	<b>0</b>	<b>0</b>	<b>1</b>	<b>16</b>
<b>EDMONSON</b>										
Edmonson Center	0	0	0	0	0	0	0	0	0	0
<b>EDMONSON County Total:</b>	<b>0</b>	<b>0</b>	<b>0</b>	<b>0</b>	<b>0</b>	<b>0</b>	<b>0</b>	<b>0</b>	<b>0</b>	<b>0</b>

\*CMHC - Community Mental Health Center

\*SMI - Severe Mental Illness

**2019 ANNUAL KENTUCKY LONG TERM CARE UTILIZATION AND SERVICE REPORT**

**Table 2C - Personal Care Bed Census & Inpatient Days for Individuals With SMI**

CMHC Region / County / Facility	18-34		35-64		65-84		85 & Older		Total	
	SMI Census	SMI Inpatient Days	SMI Census	SMI Inpatient Days	SMI Census	SMI Inpatient Days	SMI Census	SMI Inpatient Days	SMI Census	SMI Inpatient Days
<b>HART</b>										
Hart County Manor	5	1825	41	14089	5	1728	2	730	53	18,372
<b>HART County Total:</b>	<b>5</b>	<b>1,825</b>	<b>41</b>	<b>14,089</b>	<b>5</b>	<b>1,728</b>	<b>2</b>	<b>730</b>	<b>53</b>	<b>18,372</b>
<b>METCALFE</b>										
Harper's Home for the Aged	0	0	0	0	0	0	0	0	0	0
Metcalfe Health Care Center	0	0	0	0	0	0	0	0	0	0
<b>METCALFE County Total:</b>	<b>0</b>	<b>0</b>	<b>0</b>	<b>0</b>	<b>0</b>	<b>0</b>	<b>0</b>	<b>0</b>	<b>0</b>	<b>0</b>
<b>SIMPSON</b>										
Lewis Memorial Methodist Home	0	0	1	365	10	3312	3	687	14	4,364
<b>SIMPSON County Total:</b>	<b>0</b>	<b>0</b>	<b>1</b>	<b>365</b>	<b>10</b>	<b>3,312</b>	<b>3</b>	<b>687</b>	<b>14</b>	<b>4,364</b>
<b>WARREN</b>										
Christian Health Center, Bowling Green	0	0	0	0	0	0	0	0	0	0
Fern Terrace of Bowling Green	4	1460	113	41245	41	14965	2	730	160	58,400
The Haven At Massey Springs	0	0	0	0	6	1110	8	2025	14	3,135
<b>WARREN County Total:</b>	<b>4</b>	<b>1,460</b>	<b>113</b>	<b>41,245</b>	<b>47</b>	<b>16,075</b>	<b>10</b>	<b>2,755</b>	<b>174</b>	<b>61,535</b>
<b>LifeSkills CMHC Total:</b>	<b>44</b>	<b>9,012</b>	<b>219</b>	<b>66,628</b>	<b>89</b>	<b>25,769</b>	<b>17</b>	<b>4,571</b>	<b>369</b>	<b>105,980</b>
<b>Mountain</b>										
<b>JOHNSON</b>										
Venture Home of Paintsville	18	2866	95	16679	20	3490	1	365	134	23,400
<b>JOHNSON County Total:</b>	<b>18</b>	<b>2,866</b>	<b>95</b>	<b>16,679</b>	<b>20</b>	<b>3,490</b>	<b>1</b>	<b>365</b>	<b>134</b>	<b>23,400</b>
<b>MAGOFFIN</b>										
Salyersville Nursing and Rehabilitation Center	0	0	0	0	0	0	0	0	0	0
<b>MAGOFFIN County Total:</b>	<b>0</b>	<b>0</b>	<b>0</b>	<b>0</b>	<b>0</b>	<b>0</b>	<b>0</b>	<b>0</b>	<b>0</b>	<b>0</b>
<b>MARTIN</b>										
Martin County Health Care Facility	0	0	0	0	0	0	0	0	0	0
<b>MARTIN County Total:</b>	<b>0</b>	<b>0</b>	<b>0</b>	<b>0</b>	<b>0</b>	<b>0</b>	<b>0</b>	<b>0</b>	<b>0</b>	<b>0</b>
<b>PIKE</b>										
Good Shepherd Community Nursing Center	0	0	0	0	0	0	0	0	0	0
<b>PIKE County Total:</b>	<b>0</b>	<b>0</b>	<b>0</b>	<b>0</b>	<b>0</b>	<b>0</b>	<b>0</b>	<b>0</b>	<b>0</b>	<b>0</b>
<b>Mountain CMHC Total:</b>	<b>18</b>	<b>2,866</b>	<b>95</b>	<b>16,679</b>	<b>20</b>	<b>3,490</b>	<b>1</b>	<b>365</b>	<b>134</b>	<b>23,400</b>

\*CMHC - Community Mental Health Center

\*SMI - Severe Mental Illness

**2019 ANNUAL KENTUCKY LONG TERM CARE UTILIZATION AND SERVICE REPORT**

**Table 2C - Personal Care Bed Census & Inpatient Days for Individuals With SMI**

CMHC Region / County / Facility	18-34		35-64		65-84		85 & Older		Total	
	SMI Census	SMI Inpatient Days	SMI Census	SMI Inpatient Days	SMI Census	SMI Inpatient Days	SMI Census	SMI Inpatient Days	SMI Census	SMI Inpatient Days
<b>NorthKey</b>										
<b>BOONE</b>										
Colonial Gardens	0	0	0	0	0	0	0	0	0	0
Dominion Senior Living of Florence	0	0	0	0	0	0	0	0	0	0
<b>BOONE County Total:</b>	<b>0</b>	<b>0</b>	<b>0</b>	<b>0</b>	<b>0</b>	<b>0</b>	<b>0</b>	<b>0</b>	<b>0</b>	<b>0</b>
<b>CAMPBELL</b>										
Carmel Manor	0	0	0	0	1	292	1	66	2	358
The Seasons at Alexandria	0	0	0	0	0	0	0	0	0	0
<b>CAMPBELL County Total:</b>	<b>0</b>	<b>0</b>	<b>0</b>	<b>0</b>	<b>1</b>	<b>292</b>	<b>1</b>	<b>66</b>	<b>2</b>	<b>358</b>
<b>CARROLL</b>										
Carrollton Manor	1	365	24	6079	20	4021	0	0	45	10,465
Valley Haven Rest Home	5	1825	8	2920	30	10950	3	1095	46	16,790
<b>CARROLL County Total:</b>	<b>6</b>	<b>2,190</b>	<b>32</b>	<b>8,999</b>	<b>50</b>	<b>14,971</b>	<b>3</b>	<b>1,095</b>	<b>91</b>	<b>27,255</b>
<b>GRANT</b>										
Jonesville Rest Home	5	1756	23	6413	2	408	0	0	30	8,577
<b>GRANT County Total:</b>	<b>5</b>	<b>1,756</b>	<b>23</b>	<b>6,413</b>	<b>2</b>	<b>408</b>	<b>0</b>	<b>0</b>	<b>30</b>	<b>8,577</b>
<b>KENTON</b>										
Brookdale Edgewood	0	0	0	0	0	0	0	0	0	0
Covington Ladies Home	0	0	0	0	0	0	0	0	0	0
Emerald Trace	0	0	0	0	0	0	0	0	0	0
Ivy Knoll	0	0	2	577	7	1044	2	233	11	1,854
Madonna Manor	0	0	0	0	0	0	1	365	1	365
Regency Manor	0	0	11	2571	11	3011	0	0	22	5,582
Regency Manor North	0	0	6	1202	5	1543	0	0	11	2,745
St Charles Care Center	0	0	0	0	0	0	0	0	0	0
<b>KENTON County Total:</b>	<b>0</b>	<b>0</b>	<b>19</b>	<b>4,350</b>	<b>23</b>	<b>5,598</b>	<b>3</b>	<b>598</b>	<b>45</b>	<b>10,546</b>
<b>PENDLETON</b>										
Falmouth Personal Care Home	2	730	18	4632	4	1150	0	0	24	6,512
The Front Gate	1	365	18	6570	9	3285	0	0	28	10,220
<b>PENDLETON County Total:</b>	<b>3</b>	<b>1,095</b>	<b>36</b>	<b>11,202</b>	<b>13</b>	<b>4,435</b>	<b>0</b>	<b>0</b>	<b>52</b>	<b>16,732</b>
<b>NorthKey CMHC Total:</b>	<b>14</b>	<b>5,041</b>	<b>110</b>	<b>30,964</b>	<b>89</b>	<b>25,704</b>	<b>7</b>	<b>1,759</b>	<b>220</b>	<b>63,468</b>

\*CMHC - Community Mental Health Center

\*SMI - Severe Mental Illness

**2019 ANNUAL KENTUCKY LONG TERM CARE UTILIZATION AND SERVICE REPORT**

**Table 2C - Personal Care Bed Census & Inpatient Days for Individuals With SMI**

CMHC Region / County / Facility	18-34		35-64		65-84		85 & Older		Total	
	SMI Census	SMI Inpatient Days	SMI Census	SMI Inpatient Days	SMI Census	SMI Inpatient Days	SMI Census	SMI Inpatient Days	SMI Census	SMI Inpatient Days
<b>Pathways</b>										
<b>BOYD</b>										
Artrips Personal Care Home	2	730	11	4015	8	2920	1	365	22	8,030
Hamilton's Personal Care Home	0	0	13	4745	3	1095	0	0	16	5,840
King's Daughters And Sons Home	0	0	0	0	0	0	0	0	0	0
<b>BOYD County Total:</b>	<b>2</b>	<b>730</b>	<b>24</b>	<b>8,760</b>	<b>11</b>	<b>4,015</b>	<b>1</b>	<b>365</b>	<b>38</b>	<b>13,870</b>
<b>GREENUP</b>										
Frasure's Personal Care Home	16	3478	46	9399	25	7377	0	0	87	20,254
Morning Pointe Of Russell	0	0	0	0	0	0	0	0	0	0
Russell Convalescent Home	0	0	47	17155	0	0	0	0	47	17,155
The Lantern At Morning Pointe Alzheimers and Memory Care	0	0	0	0	0	0	1	365	1	365
Trinity Station Retirement Community	0	0	0	0	0	0	0	0	0	0
<b>GREENUP County Total:</b>	<b>16</b>	<b>3,478</b>	<b>93</b>	<b>26,554</b>	<b>25</b>	<b>7,377</b>	<b>1</b>	<b>365</b>	<b>135</b>	<b>37,774</b>
<b>LAWRENCE</b>										
The Jordan Center	0	0	0	0	0	0	0	0	0	0
<b>LAWRENCE County Total:</b>	<b>0</b>	<b>0</b>	<b>0</b>	<b>0</b>	<b>0</b>	<b>0</b>	<b>0</b>	<b>0</b>	<b>0</b>	<b>0</b>
<b>MENIFEE</b>										
Edgewood Estates	0	0	0	0	0	0	0	0	0	0
<b>MENIFEE County Total:</b>	<b>0</b>	<b>0</b>	<b>0</b>	<b>0</b>	<b>0</b>	<b>0</b>	<b>0</b>	<b>0</b>	<b>0</b>	<b>0</b>
<b>MONTGOMERY</b>										
Regency Memory Care	0	0	0	0	0	0	0	0	0	0
<b>MONTGOMERY County Total:</b>	<b>0</b>	<b>0</b>	<b>0</b>	<b>0</b>	<b>0</b>	<b>0</b>	<b>0</b>	<b>0</b>	<b>0</b>	<b>0</b>
<b>MORGAN</b>										
West Liberty Nursing and Rehabilitation Center	0	0	0	0	2	2	0	0	2	2
<b>MORGAN County Total:</b>	<b>0</b>	<b>0</b>	<b>0</b>	<b>0</b>	<b>2</b>	<b>2</b>	<b>0</b>	<b>0</b>	<b>2</b>	<b>2</b>
<b>Pathways CMHC Total:</b>	<b>18</b>	<b>4,208</b>	<b>117</b>	<b>35,314</b>	<b>38</b>	<b>11,394</b>	<b>2</b>	<b>730</b>	<b>175</b>	<b>51,646</b>
<b>Pennyroyal</b>										
<b>CALDWELL</b>										
Highland Homes, Inc.	20	7300	84	30660	31	11315	0	0	135	49,275
<b>CALDWELL County Total:</b>	<b>20</b>	<b>7,300</b>	<b>84</b>	<b>30,660</b>	<b>31</b>	<b>11,315</b>	<b>0</b>	<b>0</b>	<b>135</b>	<b>49,275</b>

\*CMHC - Community Mental Health Center

\*SMI - Severe Mental Illness



**2019 ANNUAL KENTUCKY LONG TERM CARE UTILIZATION AND SERVICE REPORT**

**Table 2C - Personal Care Bed Census & Inpatient Days for Individuals With SMI**

CMHC Region / County / Facility	18-34		35-64		65-84		85 & Older		Total	
	SMI Census	SMI Inpatient Days	SMI Census	SMI Inpatient Days	SMI Census	SMI Inpatient Days	SMI Census	SMI Inpatient Days	SMI Census	SMI Inpatient Days
<b>CHRISTIAN</b>										
Christian County Manor	5	1825	42	14411	7	2256	0	0	54	18,492
Christian Health Center, Hopkinsville	0	0	0	0	0	0	0	0	0	0
Pennyrile Home	4	792	27	9087	19	6162	1	301	51	16,342
<b>CHRISTIAN County Total:</b>	<b>9</b>	<b>2,617</b>	<b>69</b>	<b>23,498</b>	<b>26</b>	<b>8,418</b>	<b>1</b>	<b>301</b>	<b>105</b>	<b>34,834</b>
<b>CRITTENDEN</b>										
Crittenden County Health and Rehabilitation Center	0	0	0	0	0	0	0	0	0	0
<b>CRITTENDEN County Total:</b>	<b>0</b>	<b>0</b>	<b>0</b>	<b>0</b>	<b>0</b>	<b>0</b>	<b>0</b>	<b>0</b>	<b>0</b>	<b>0</b>
<b>HOPKINS</b>										
The Homestead	14	3898	46	13076	6	1704	0	0	66	18,678
The Oaks PCH/Madisonville	2	348	52	10367	5	1735	0	0	59	12,450
<b>HOPKINS County Total:</b>	<b>16</b>	<b>4,246</b>	<b>98</b>	<b>23,443</b>	<b>11</b>	<b>3,439</b>	<b>0</b>	<b>0</b>	<b>125</b>	<b>31,128</b>
<b>MUHLENBERG</b>										
Diversicare of Greenville	0	0	0	0	3	600	0	0	3	600
Sparks Nursing Center	0	0	11	4015	2	730	1	365	14	5,110
<b>MUHLENBERG County Total:</b>	<b>0</b>	<b>0</b>	<b>11</b>	<b>4,015</b>	<b>5</b>	<b>1,330</b>	<b>1</b>	<b>365</b>	<b>17</b>	<b>5,710</b>
<b>TRIGG</b>										
Better Senior Living	1	365	26	8410	24	7787	1	365	52	16,927
<b>TRIGG County Total:</b>	<b>1</b>	<b>365</b>	<b>26</b>	<b>8,410</b>	<b>24</b>	<b>7,787</b>	<b>1</b>	<b>365</b>	<b>52</b>	<b>16,927</b>
<b>Pennyroyal CMHC Total:</b>	<b>46</b>	<b>14,528</b>	<b>288</b>	<b>90,026</b>	<b>97</b>	<b>32,289</b>	<b>3</b>	<b>1,031</b>	<b>434</b>	<b>137,874</b>
<b>River Valley</b>										
<b>DAVIESS</b>										
Carmel Home	0	0	0	0	0	0	0	0	0	0
Davco Rest Home	3	925	61	20398	22	7176	0	0	86	28,499
Fern Terrace of Owensboro	0	0	39	7873	30	7512	0	0	69	15,385
Owensboro Center	0	0	6	2190	5	1825	0	0	11	4,015
Rosedale Rest Home	21	4210	31	5758	7	1664	0	0	59	11,632
<b>DAVIESS County Total:</b>	<b>24</b>	<b>5,135</b>	<b>137</b>	<b>36,219</b>	<b>64</b>	<b>18,177</b>	<b>0</b>	<b>0</b>	<b>225</b>	<b>59,531</b>
<b>HANCOCK</b>										
The Oaks PCH/Lewisport	12	3786	54	17709	6	1789	0	0	72	23,284
<b>HANCOCK County Total:</b>	<b>12</b>	<b>3,786</b>	<b>54</b>	<b>17,709</b>	<b>6</b>	<b>1,789</b>	<b>0</b>	<b>0</b>	<b>72</b>	<b>23,284</b>

\*CMHC - Community Mental Health Center

\*SMI - Severe Mental Illness

## 2019 ANNUAL KENTUCKY LONG TERM CARE UTILIZATION AND SERVICE REPORT

### Table 2C - Personal Care Bed Census & Inpatient Days for Individuals With SMI

CMHC Region / County / Facility	18-34		35-64		65-84		85 & Older		Total	
	SMI Census	SMI Inpatient Days	SMI Census	SMI Inpatient Days	SMI Census	SMI Inpatient Days	SMI Census	SMI Inpatient Days	SMI Census	SMI Inpatient Days
<b>HENDERSON</b>										
Henderson Manor	2	596	29	5823	13	4015	3	523	47	10,957
<b>HENDERSON County Total:</b>	<b>2</b>	<b>596</b>	<b>29</b>	<b>5,823</b>	<b>13</b>	<b>4,015</b>	<b>3</b>	<b>523</b>	<b>47</b>	<b>10,957</b>
<b>MCLEAN</b>										
Sunny Acres	0	0	26	5556	3	668	0	0	29	6,224
<b>MCLEAN County Total:</b>	<b>0</b>	<b>0</b>	<b>26</b>	<b>5,556</b>	<b>3</b>	<b>668</b>	<b>0</b>	<b>0</b>	<b>29</b>	<b>6,224</b>
<b>OHIO</b>										
Beaver Dam Nursing and Rehab Center	0	0	4	1287	1	365	0	0	5	1,652
<b>OHIO County Total:</b>	<b>0</b>	<b>0</b>	<b>4</b>	<b>1,287</b>	<b>1</b>	<b>365</b>	<b>0</b>	<b>0</b>	<b>5</b>	<b>1,652</b>
<b>River Valley CMHC Total:</b>	<b>38</b>	<b>9,517</b>	<b>250</b>	<b>66,594</b>	<b>87</b>	<b>25,014</b>	<b>3</b>	<b>523</b>	<b>378</b>	<b>101,648</b>
<b>Seven Counties</b>										
<b>BULLITT</b>										
Colonial House of Shepherdsville	0	0	58	21170	6	2190	1	365	65	23,725
<b>BULLITT County Total:</b>	<b>0</b>	<b>0</b>	<b>58</b>	<b>21,170</b>	<b>6</b>	<b>2,190</b>	<b>1</b>	<b>365</b>	<b>65</b>	<b>23,725</b>
<b>JEFFERSON</b>										
Anthology of Louisville	0	0	0	0	0	0	0	0	0	0
Atria Blankenbaker	0	0	0	0	0	0	0	0	0	0
Barton House of Louisville #1	0	0	0	0	0	0	0	0	0	0
Belmont Village	0	0	0	0	0	0	0	0	0	0
Brookdale Stonestreet	0	0	0	0	0	0	0	0	0	0
Eastern Star Home in KY	0	0	0	0	0	0	0	0	0	0
Episcopal Church Home	0	0	0	0	0	0	0	0	0	0
Exceptional Senior Living - Prospect	0	0	0	0	0	0	0	0	0	0
Forest Hills Commons	0	0	1	365	1	365	0	0	2	730
Forest Springs Health Campus	0	0	1	365	9	1562	7	1711	17	3,638
Glen Ridge Health Campus	0	0	0	0	0	0	0	0	0	0
Hallmark House Louisville II	0	0	0	0	0	0	0	0	0	0
Heartsong Memory Care	0	0	0	0	12	2342	4	920	16	3,262
Little Sisters of the Poor	0	0	0	0	2	592	0	0	2	592
Louisville Protestant Altenheim	0	0	0	0	1	365	0	0	1	365
Masonic Home of Louisville	0	0	2	725	18	4375	12	2489	32	7,589
Morning Pointe Of Louisville At South Hurstbourne	0	0	0	0	0	0	0	0	0	0

\*CMHC - Community Mental Health Center

\*SMI - Severe Mental Illness

**2019 ANNUAL KENTUCKY LONG TERM CARE UTILIZATION AND SERVICE REPORT**

**Table 2C - Personal Care Bed Census & Inpatient Days for Individuals With SMI**

CMHC Region / County / Facility	18-34		35-64		65-84		85 & Older		Total	
	SMI Census	SMI Inpatient Days	SMI Census	SMI Inpatient Days	SMI Census	SMI Inpatient Days	SMI Census	SMI Inpatient Days	SMI Census	SMI Inpatient Days
Nazareth Home	0	0	0	0	1	365	1	365	2	730
Nazareth Home Clifton	0	0	0	0	4	1460	1	365	5	1,825
Park Louisville	0	0	0	0	1	365	0	0	1	365
Parr's at Springhurst	0	0	0	0	2	730	4	1241	6	1,971
Rose Anna Hughes Home/Westminster	0	0	0	0	0	0	0	0	0	0
Sunrise of Louisville	0	0	0	0	2	402	0	0	2	402
Symphony at Oaklawn	0	0	0	0	0	0	0	0	0	0
Symphony at Valley Farms	0	0	0	0	0	0	0	0	0	0
The Forum at Brookside	0	0	0	0	0	0	0	0	0	0
The Lantern At Morning Pointe (Louisville)	0	0	0	0	0	0	0	0	0	0
The Legacy at English Station	0	0	0	0	0	0	0	0	0	0
Treyton Oaks Towers	0	0	0	0	2	47	2	558	4	605
Wesley Manor	0	0	0	0	0	0	0	0	0	0
Westport Place Health Campus	0	0	0	0	0	0	0	0	0	0
<b>JEFFERSON County Total:</b>	<b>0</b>	<b>0</b>	<b>4</b>	<b>1,455</b>	<b>55</b>	<b>12,970</b>	<b>31</b>	<b>7,649</b>	<b>90</b>	<b>22,074</b>
SHELBY										
Colonial Hall Manor	1	36	47	11089	36	8283	0	0	84	19,408
Masonic Home of Shelbyville	0	0	0	0	0	0	0	0	0	0
<b>SHELBY County Total:</b>	<b>1</b>	<b>36</b>	<b>47</b>	<b>11,089</b>	<b>36</b>	<b>8,283</b>	<b>0</b>	<b>0</b>	<b>84</b>	<b>19,408</b>
<b>Seven Counties CMHC Total:</b>	<b>1</b>	<b>36</b>	<b>109</b>	<b>33,714</b>	<b>97</b>	<b>23,443</b>	<b>32</b>	<b>8,014</b>	<b>239</b>	<b>65,207</b>
<b>State Total</b>	<b>268</b>	<b>68,566</b>	<b>1,787</b>	<b>522,544</b>	<b>722</b>	<b>209,478</b>	<b>78</b>	<b>20,362</b>	<b>2,855</b>	<b>820,950</b>

\*CMHC - Community Mental Health Center

\*SMI - Severe Mental Illness

## 2019 ANNUAL KENTUCKY LONG TERM CARE UTILIZATION AND SERVICE REPORT

### Table 2CC - Personal Care Bed Census & Inpatient Days

#### Residents With SMI Receiving State Supplementation

CMHC Region / County / Facility	18-34		35-64		65-84		85 & Older		Total	
	SMI State Supp Census	SMI State Supp Inpatient Days	SMI State Supp Census	SMI State Supp Inpatient Days	SMI State Supp Census	SMI State Supp Inpatient Days	SMI State Supp Census	SMI State Supp Inpatient Days	SMI & State Supp Census	SMI & State Supp Inpatient Days
<b>Adanta</b>										
<b>MCCREARY</b>										
Cumberland Manor Rest Home	1	46	69	13389	7	1028	0	0	77	14,463
<b>MCCREARY County Total:</b>	<b>1</b>	<b>46</b>	<b>69</b>	<b>13,389</b>	<b>7</b>	<b>1,028</b>	<b>0</b>	<b>0</b>	<b>77</b>	<b>14,463</b>
<b>PULASKI</b>										
Crestview Personal Care	1	42	10	2612	12	2619	0	0	23	5,273
Somerview Personal Care Home	6	1053	16	4286	5	1262	0	0	27	6,601
<b>PULASKI County Total:</b>	<b>7</b>	<b>1,095</b>	<b>26</b>	<b>6,898</b>	<b>17</b>	<b>3,881</b>	<b>0</b>	<b>0</b>	<b>50</b>	<b>11,874</b>
<b>TAYLOR</b>										
Bluegrass Way	0	0	0	0	0	0	0	0	0	0
<b>TAYLOR County Total:</b>	<b>0</b>	<b>0</b>	<b>0</b>	<b>0</b>	<b>0</b>	<b>0</b>	<b>0</b>	<b>0</b>	<b>0</b>	<b>0</b>
<b>WAYNE</b>										
Dishman Personal Care Home	5	1825	33	11995	16	5790	0	0	54	19,610
Hicks' Golden Years Nursing Home	0	0	0	0	0	0	0	0	0	0
<b>WAYNE County Total:</b>	<b>5</b>	<b>1,825</b>	<b>33</b>	<b>11,995</b>	<b>16</b>	<b>5,790</b>	<b>0</b>	<b>0</b>	<b>54</b>	<b>19,610</b>
<b>Adanta CMHC Total:</b>	<b>13</b>	<b>2,966</b>	<b>128</b>	<b>32,282</b>	<b>40</b>	<b>10,699</b>	<b>0</b>	<b>0</b>	<b>181</b>	<b>45,947</b>
<b>Bluegrass</b>										
<b>ANDERSON</b>										
Signature Healthcare at Heritage Hall Rehab	0	0	0	0	0	0	0	0	0	0
<b>ANDERSON County Total:</b>	<b>0</b>	<b>0</b>	<b>0</b>	<b>0</b>	<b>0</b>	<b>0</b>	<b>0</b>	<b>0</b>	<b>0</b>	<b>0</b>
<b>BOURBON</b>										
Bourbon Heights	0	0	0	0	0	0	0	0	0	0
<b>BOURBON County Total:</b>	<b>0</b>	<b>0</b>	<b>0</b>	<b>0</b>	<b>0</b>	<b>0</b>	<b>0</b>	<b>0</b>	<b>0</b>	<b>0</b>
<b>BOYLE</b>										
McDowell Place of Danville	0	0	0	0	0	0	0	0	0	0
Morning Pointe of Danville	0	0	0	0	0	0	0	0	0	0
<b>BOYLE County Total:</b>	<b>0</b>	<b>0</b>	<b>0</b>	<b>0</b>	<b>0</b>	<b>0</b>	<b>0</b>	<b>0</b>	<b>0</b>	<b>0</b>

\*CMHC - Community Mental Health Center

\*SMI - Severe Mental Illness

\*State Supp - Supplementation for needy persons who are aged, blind or have a disability (KRS 205.245)

# 2019 ANNUAL KENTUCKY LONG TERM CARE UTILIZATION AND SERVICE REPORT

## Table 2CC - Personal Care Bed Census & Inpatient Days

### Residents With SMI Receiving State Supplementation

CMHC Region / County / Facility	18-34		35-64		65-84		85 & Older		Total	
	SMI State Supp Census	SMI State Supp Inpatient Days	SMI State Supp Census	SMI State Supp Inpatient Days	SMI State Supp Census	SMI State Supp Inpatient Days	SMI State Supp Census	SMI State Supp Inpatient Days	SMI & State Supp Census	SMI & State Supp Inpatient Days
<b>ESTILL</b>										
Irvine Nursing and Rehabilitation	0	0	2	364	0	0	0	0	2	364
<b>ESTILL County Total:</b>	<b>0</b>	<b>0</b>	<b>2</b>	<b>364</b>	<b>0</b>	<b>0</b>	<b>0</b>	<b>0</b>	<b>2</b>	<b>364</b>
<b>FAYETTE</b>										
Cedarhurst of Beaumont	0	0	0	0	0	0	0	0	0	0
Central Ky Recovery Center Unit 1	8	1146	8	1011	2	471	0	0	18	2,628
Central KY Recovery Center Unit 2	6	711	14	1508	2	271	0	0	22	2,490
Lantern at Morning Pointe Alz and Memory Care	0	0	0	0	0	0	0	0	0	0
Legacy Reserve at Fritz Farm	0	0	0	0	0	0	0	0	0	0
Lexington Country Place	0	0	0	0	0	0	0	0	0	0
Mayfair Village Retirement Center	0	0	0	0	0	0	0	0	0	0
Morning Pointe of Lexington	0	0	0	0	0	0	0	0	0	0
Morning Pointe of Lexington East	0	0	0	0	0	0	0	0	0	0
Richmond Place Senior Living	0	0	0	0	0	0	0	0	0	0
Signature Healthcare At Tanbark Rehab	0	0	0	0	0	0	0	0	0	0
The Breckinridge	0	0	0	0	0	0	0	0	0	0
The Legacy At The Willows	0	0	0	0	0	0	0	0	0	0
The Willows At Fritz Farm	0	0	0	0	0	0	0	0	0	0
The Willows at Hamburg	0	0	0	0	0	0	0	0	0	0
Willows at Citation	0	0	0	0	0	0	0	0	0	0
<b>FAYETTE County Total:</b>	<b>14</b>	<b>1,857</b>	<b>22</b>	<b>2,519</b>	<b>4</b>	<b>742</b>	<b>0</b>	<b>0</b>	<b>40</b>	<b>5,118</b>
<b>FRANKLIN</b>										
Dominion Senior Living of Frankfort	0	0	0	0	0	0	0	0	0	0
Morning Pointe of Frankfort	0	0	0	0	0	0	0	0	0	0
The Lantern at Morning Pointe of	0	0	0	0	0	0	0	0	0	0
<b>FRANKLIN County Total:</b>	<b>0</b>	<b>0</b>	<b>0</b>	<b>0</b>	<b>0</b>	<b>0</b>	<b>0</b>	<b>0</b>	<b>0</b>	<b>0</b>
<b>HARRISON</b>										
Cedar Ridge Health Campus	0	0	0	0	0	0	0	0	0	0

\*CMHC - Community Mental Health Center

\*SMI - Severe Mental Illness

\*State Supp - Supplementation for needy persons who are aged, blind or have a disability (KRS 205.245)

# 2019 ANNUAL KENTUCKY LONG TERM CARE UTILIZATION AND SERVICE REPORT

## Table 2CC - Personal Care Bed Census & Inpatient Days

### Residents With SMI Receiving State Supplementation

CMHC Region / County / Facility	18-34		35-64		65-84		85 & Older		Total	
	SMI State Supp Census	SMI State Supp Inpatient Days	SMI State Supp Census	SMI State Supp Inpatient Days	SMI State Supp Census	SMI State Supp Inpatient Days	SMI State Supp Census	SMI State Supp Inpatient Days	SMI & State Supp Census	SMI & State Supp Inpatient Days
Parkside Manor	0	0	20	5894	4	1124	1	365	25	7,383
Shady Lawn Home	4	938	43	13673	13	4087	0	0	60	18,698
<b>HARRISON County Total:</b>	<b>4</b>	<b>938</b>	<b>63</b>	<b>19,567</b>	<b>17</b>	<b>5,211</b>	<b>1</b>	<b>365</b>	<b>85</b>	<b>26,081</b>
<b>JESSAMINE</b>										
Bridgepointe At Ashgrove Woods	0	0	0	0	0	0	0	0	0	0
Rose Terrace Lodge	0	0	14	3912	19	5564	0	0	33	9,476
Wesley Village	0	0	0	0	0	0	0	0	0	0
<b>JESSAMINE County Total:</b>	<b>0</b>	<b>0</b>	<b>14</b>	<b>3,912</b>	<b>19</b>	<b>5,564</b>	<b>0</b>	<b>0</b>	<b>33</b>	<b>9,476</b>
<b>LINCOLN</b>										
Waynesburg Manor	0	0	11	3453	4	1460	0	0	15	4,913
<b>LINCOLN County Total:</b>	<b>0</b>	<b>0</b>	<b>11</b>	<b>3,453</b>	<b>4</b>	<b>1,460</b>	<b>0</b>	<b>0</b>	<b>15</b>	<b>4,913</b>
<b>MADISON</b>										
Dominion Senior Living of Richmond	0	0	0	0	0	0	0	0	0	0
Morning Pointe of Richmond	0	0	0	0	0	0	0	0	0	0
Telford Terrace	0	0	0	0	0	0	0	0	0	0
<b>MADISON County Total:</b>	<b>0</b>	<b>0</b>	<b>0</b>	<b>0</b>	<b>0</b>	<b>0</b>	<b>0</b>	<b>0</b>	<b>0</b>	<b>0</b>
<b>MERCER</b>										
The Willows at Harrodsburg	0	0	0	0	0	0	0	0	0	0
<b>MERCER County Total:</b>	<b>0</b>	<b>0</b>	<b>0</b>	<b>0</b>	<b>0</b>	<b>0</b>	<b>0</b>	<b>0</b>	<b>0</b>	<b>0</b>
<b>POWELL</b>										
Stanton Nursing and Rehabilitation	0	0	0	0	1	365	0	0	1	365
<b>POWELL County Total:</b>	<b>0</b>	<b>0</b>	<b>0</b>	<b>0</b>	<b>1</b>	<b>365</b>	<b>0</b>	<b>0</b>	<b>1</b>	<b>365</b>
<b>SCOTT</b>										
The Meadows At Windsor Gardens	0	0	0	0	0	0	0	0	0	0
<b>SCOTT County Total:</b>	<b>0</b>	<b>0</b>	<b>0</b>	<b>0</b>	<b>0</b>	<b>0</b>	<b>0</b>	<b>0</b>	<b>0</b>	<b>0</b>
<b>WOODFORD</b>										
Taylor Manor Nursing Home	0	0	0	0	0	0	0	0	0	0

\*CMHC - Community Mental Health Center

\*SMI - Severe Mental Illness

\*State Supp - Supplementation for needy persons who are aged, blind or have a disability (KRS 205.245)

# 2019 ANNUAL KENTUCKY LONG TERM CARE UTILIZATION AND SERVICE REPORT

## Table 2CC - Personal Care Bed Census & Inpatient Days

### Residents With SMI Receiving State Supplementation

CMHC Region / County / Facility	18-34		35-64		65-84		85 & Older		Total	
	SMI State Supp Census	SMI State Supp Inpatient Days	SMI State Supp Census	SMI State Supp Inpatient Days	SMI State Supp Census	SMI State Supp Inpatient Days	SMI State Supp Census	SMI State Supp Inpatient Days	SMI & State Supp Census	SMI & State Supp Inpatient Days
The Homeplace At Midway	0	0	0	0	0	0	0	0	0	0
<b>WOODFORD County Total:</b>	<b>0</b>	<b>0</b>	<b>0</b>	<b>0</b>	<b>0</b>	<b>0</b>	<b>0</b>	<b>0</b>	<b>0</b>	<b>0</b>
<b>Bluegrass CMHC Total:</b>	<b>18</b>	<b>2,795</b>	<b>112</b>	<b>29,815</b>	<b>45</b>	<b>13,342</b>	<b>1</b>	<b>365</b>	<b>176</b>	<b>46,317</b>
<b>Communicare</b>										
<b>GRAYSON</b>										
Grayson Manor	0	0	0	0	2	730	1	365	3	1,095
<b>GRAYSON County Total:</b>	<b>0</b>	<b>0</b>	<b>0</b>	<b>0</b>	<b>2</b>	<b>730</b>	<b>1</b>	<b>365</b>	<b>3</b>	<b>1,095</b>
<b>HARDIN</b>										
Signature Healthcare at North Hardin Rehab	0	0	0	0	0	0	0	0	0	0
<b>HARDIN County Total:</b>	<b>0</b>	<b>0</b>	<b>0</b>	<b>0</b>	<b>0</b>	<b>0</b>	<b>0</b>	<b>0</b>	<b>0</b>	<b>0</b>
<b>MARION</b>										
Loretto Motherhouse Infirmary	0	0	0	0	1	292	3	878	4	1,170
The Village of Lebanon II	0	0	0	0	0	0	0	0	0	0
<b>MARION County Total:</b>	<b>0</b>	<b>0</b>	<b>0</b>	<b>0</b>	<b>1</b>	<b>292</b>	<b>3</b>	<b>878</b>	<b>4</b>	<b>1,170</b>
<b>MEADE</b>										
Brandenburg Nursing and Rehabilitation	0	0	0	0	0	0	0	0	0	0
<b>MEADE County Total:</b>	<b>0</b>	<b>0</b>	<b>0</b>	<b>0</b>	<b>0</b>	<b>0</b>	<b>0</b>	<b>0</b>	<b>0</b>	<b>0</b>
<b>NELSON</b>										
Windsor Gardens CCRC	0	0	0	0	0	0	0	0	0	0
<b>NELSON County Total:</b>	<b>0</b>	<b>0</b>	<b>0</b>	<b>0</b>	<b>0</b>	<b>0</b>	<b>0</b>	<b>0</b>	<b>0</b>	<b>0</b>
<b>WASHINGTON</b>										
Sansbury Care Center	0	0	0	0	0	0	0	0	0	0
<b>WASHINGTON County Total:</b>	<b>0</b>	<b>0</b>	<b>0</b>	<b>0</b>	<b>0</b>	<b>0</b>	<b>0</b>	<b>0</b>	<b>0</b>	<b>0</b>
<b>Communicare CMHC Total:</b>	<b>0</b>	<b>0</b>	<b>0</b>	<b>0</b>	<b>3</b>	<b>1,022</b>	<b>4</b>	<b>1,243</b>	<b>7</b>	<b>2,265</b>
<b>Cumberland River</b>										
<b>BELL</b>										
Generations Center of Middlesboro	6	2190	59	21535	20	7300	0	0	85	31,025
<b>BELL County Total:</b>	<b>6</b>	<b>2,190</b>	<b>59</b>	<b>21,535</b>	<b>20</b>	<b>7,300</b>	<b>0</b>	<b>0</b>	<b>85</b>	<b>31,025</b>

\*CMHC - Community Mental Health Center

\*SMI - Severe Mental Illness

\*State Supp - Supplementation for needy persons who are aged, blind or have a disability (KRS 205.245)

# 2019 ANNUAL KENTUCKY LONG TERM CARE UTILIZATION AND SERVICE REPORT

## Table 2CC - Personal Care Bed Census & Inpatient Days

### Residents With SMI Receiving State Supplementation

CMHC Region / County / Facility	18-34		35-64		65-84		85 & Older		Total	
	SMI State Supp Census	SMI State Supp Inpatient Days	SMI State Supp Census	SMI State Supp Inpatient Days	SMI State Supp Census	SMI State Supp Inpatient Days	SMI State Supp Census	SMI State Supp Inpatient Days	SMI & State Supp Census	SMI & State Supp Inpatient Days
<b>HARLAN</b>										
The Laurels	0	0	33	12045	34	12410	1	365	68	24,820
<b>HARLAN County Total:</b>	<b>0</b>	<b>0</b>	<b>33</b>	<b>12,045</b>	<b>34</b>	<b>12,410</b>	<b>1</b>	<b>365</b>	<b>68</b>	<b>24,820</b>
<b>KNOX</b>										
Christian Health Center - Corbin	0	0	0	0	1	365	0	0	1	365
<b>KNOX County Total:</b>	<b>0</b>	<b>0</b>	<b>0</b>	<b>0</b>	<b>1</b>	<b>365</b>	<b>0</b>	<b>0</b>	<b>1</b>	<b>365</b>
<b>Cumberland River CMHC Total:</b>	<b>6</b>	<b>2,190</b>	<b>92</b>	<b>33,580</b>	<b>55</b>	<b>20,075</b>	<b>1</b>	<b>365</b>	<b>154</b>	<b>56,210</b>
<b>Four Rivers</b>										
<b>CALLOWAY</b>										
Fern Terrace of Murray	0	0	7	1631	9	2072	0	0	16	3,703
Gardens At Hickory Woods	0	0	0	0	0	0	0	0	0	0
<b>CALLOWAY County Total:</b>	<b>0</b>	<b>0</b>	<b>7</b>	<b>1,631</b>	<b>9</b>	<b>2,072</b>	<b>0</b>	<b>0</b>	<b>16</b>	<b>3,703</b>
<b>CARLISLE</b>										
Countryside Center	0	0	3	682	0	0	0	0	3	682
<b>CARLISLE County Total:</b>	<b>0</b>	<b>0</b>	<b>3</b>	<b>682</b>	<b>0</b>	<b>0</b>	<b>0</b>	<b>0</b>	<b>3</b>	<b>682</b>
<b>GRAVES</b>										
Fern Terrace of Mayfield	30	10950	125	45625	2	730	0	0	157	57,305
<b>GRAVES County Total:</b>	<b>30</b>	<b>10,950</b>	<b>125</b>	<b>45,625</b>	<b>2</b>	<b>730</b>	<b>0</b>	<b>0</b>	<b>157</b>	<b>57,305</b>
<b>HICKMAN</b>										
Clinton Hickman County Nursing Facility	0	0	0	0	0	0	0	0	0	0
Clinton Place	0	0	0	0	0	0	0	0	0	0
<b>HICKMAN County Total:</b>	<b>0</b>	<b>0</b>	<b>0</b>	<b>0</b>	<b>0</b>	<b>0</b>	<b>0</b>	<b>0</b>	<b>0</b>	<b>0</b>
<b>MCCRACKEN</b>										
Gaither Suites at West Park	0	0	0	0	0	0	0	0	0	0
<b>MCCRACKEN County Total:</b>	<b>0</b>	<b>0</b>	<b>0</b>	<b>0</b>	<b>0</b>	<b>0</b>	<b>0</b>	<b>0</b>	<b>0</b>	<b>0</b>
<b>Four Rivers CMHC Total:</b>	<b>30</b>	<b>10,950</b>	<b>135</b>	<b>47,938</b>	<b>11</b>	<b>2,802</b>	<b>0</b>	<b>0</b>	<b>176</b>	<b>61,690</b>

\*CMHC - Community Mental Health Center

\*SMI - Severe Mental Illness

\*State Supp - Supplementation for needy persons who are aged, blind or have a disability (KRS 205.245)



# 2019 ANNUAL KENTUCKY LONG TERM CARE UTILIZATION AND SERVICE REPORT

## Table 2CC - Personal Care Bed Census & Inpatient Days

### Residents With SMI Receiving State Supplementation

CMHC Region / County / Facility	18-34		35-64		65-84		85 & Older		Total	
	SMI State Supp Census	SMI State Supp Inpatient Days	SMI State Supp Census	SMI State Supp Inpatient Days	SMI State Supp Census	SMI State Supp Inpatient Days	SMI State Supp Census	SMI State Supp Inpatient Days	SMI & State Supp Census	SMI & State Supp Inpatient Days
<b>Kentucky River</b>										
<b>KNOTT</b>										
Golden Years Rest Home	4	1454	10	3635	3	1095	0	0	17	6,184
<b>KNOTT County Total:</b>	<b>4</b>	<b>1,454</b>	<b>10</b>	<b>3,635</b>	<b>3</b>	<b>1,095</b>	<b>0</b>	<b>0</b>	<b>17</b>	<b>6,184</b>
<b>OWSLEY</b>										
Owsley County Health Care Center	0	0	0	0	0	0	0	0	0	0
<b>OWSLEY County Total:</b>	<b>0</b>	<b>0</b>	<b>0</b>	<b>0</b>	<b>0</b>	<b>0</b>	<b>0</b>	<b>0</b>	<b>0</b>	<b>0</b>
<b>Kentucky River CMHC Total:</b>	<b>4</b>	<b>1,454</b>	<b>10</b>	<b>3,635</b>	<b>3</b>	<b>1,095</b>	<b>0</b>	<b>0</b>	<b>17</b>	<b>6,184</b>
<b>LifeSkills</b>										
<b>ALLEN</b>										
Cornerstone Manor	30	4654	36	5198	12	1429	2	399	80	11,680
Scottsville Manor	3	747	17	3854	10	1548	0	0	30	6,149
<b>ALLEN County Total:</b>	<b>33</b>	<b>5,401</b>	<b>53</b>	<b>9,052</b>	<b>22</b>	<b>2,977</b>	<b>2</b>	<b>399</b>	<b>110</b>	<b>17,829</b>
<b>BARREN</b>										
NHC HealthCare, Glasgow	0	0	0	0	0	0	0	0	0	0
<b>BARREN County Total:</b>	<b>0</b>	<b>0</b>	<b>0</b>	<b>0</b>	<b>0</b>	<b>0</b>	<b>0</b>	<b>0</b>	<b>0</b>	<b>0</b>
<b>EDMONSON</b>										
Edmonson Center	0	0	0	0	0	0	0	0	0	0
<b>EDMONSON County Total:</b>	<b>0</b>	<b>0</b>	<b>0</b>	<b>0</b>	<b>0</b>	<b>0</b>	<b>0</b>	<b>0</b>	<b>0</b>	<b>0</b>
<b>HART</b>										
Hart County Manor	5	1825	34	10734	4	1395	2	730	45	14,684
<b>HART County Total:</b>	<b>5</b>	<b>1,825</b>	<b>34</b>	<b>10,734</b>	<b>4</b>	<b>1,395</b>	<b>2</b>	<b>730</b>	<b>45</b>	<b>14,684</b>
<b>METCALFE</b>										
Harper's Home for the Aged	0	0	0	0	0	0	0	0	0	0
Metcalfe Health Care Center	0	0	0	0	0	0	0	0	0	0
<b>METCALFE County Total:</b>	<b>0</b>	<b>0</b>	<b>0</b>	<b>0</b>	<b>0</b>	<b>0</b>	<b>0</b>	<b>0</b>	<b>0</b>	<b>0</b>
<b>SIMPSON</b>										
Lewis Memorial Methodist Home	0	0	0	0	2	730	0	0	2	730
<b>SIMPSON County Total:</b>	<b>0</b>	<b>0</b>	<b>0</b>	<b>0</b>	<b>2</b>	<b>730</b>	<b>0</b>	<b>0</b>	<b>2</b>	<b>730</b>

\*CMHC - Community Mental Health Center

\*SMI - Severe Mental Illness

\*State Supp - Supplementation for needy persons who are aged, blind or have a disability (KRS 205.245)

# 2019 ANNUAL KENTUCKY LONG TERM CARE UTILIZATION AND SERVICE REPORT

## Table 2CC - Personal Care Bed Census & Inpatient Days

### Residents With SMI Receiving State Supplementation

CMHC Region / County / Facility	18-34		35-64		65-84		85 & Older		Total	
	SMI State Supp Census	SMI State Supp Inpatient Days	SMI State Supp Census	SMI State Supp Inpatient Days	SMI State Supp Census	SMI State Supp Inpatient Days	SMI State Supp Census	SMI State Supp Inpatient Days	SMI & State Supp Census	SMI & State Supp Inpatient Days
<b>WARREN</b>										
Christian Health Center, Bowling Green	0	0	0	0	0	0	0	0	0	0
Fern Terrace of Bowling Green	2	730	95	34675	28	10220	1	365	126	45,990
The Haven At Massey Springs	0	0	0	0	0	0	0	0	0	0
<b>WARREN County Total:</b>	<b>2</b>	<b>730</b>	<b>95</b>	<b>34,675</b>	<b>28</b>	<b>10,220</b>	<b>1</b>	<b>365</b>	<b>126</b>	<b>45,990</b>
<b>LifeSkills CMHC Total:</b>	<b>40</b>	<b>7,956</b>	<b>182</b>	<b>54,461</b>	<b>56</b>	<b>15,322</b>	<b>5</b>	<b>1,494</b>	<b>283</b>	<b>79,233</b>
<b>Mountain</b>										
<b>JOHNSON</b>										
Venture Home of Paintsville	18	2866	95	16679	20	3490	1	365	134	23,400
<b>JOHNSON County Total:</b>	<b>18</b>	<b>2,866</b>	<b>95</b>	<b>16,679</b>	<b>20</b>	<b>3,490</b>	<b>1</b>	<b>365</b>	<b>134</b>	<b>23,400</b>
<b>MAGOFFIN</b>										
Salyersville Nursing and Rehabilitation Center	0	0	0	0	0	0	0	0	0	0
<b>MAGOFFIN County Total:</b>	<b>0</b>	<b>0</b>	<b>0</b>	<b>0</b>	<b>0</b>	<b>0</b>	<b>0</b>	<b>0</b>	<b>0</b>	<b>0</b>
<b>MARTIN</b>										
Martin County Health Care Facility	0	0	0	0	0	0	0	0	0	0
<b>MARTIN County Total:</b>	<b>0</b>	<b>0</b>	<b>0</b>	<b>0</b>	<b>0</b>	<b>0</b>	<b>0</b>	<b>0</b>	<b>0</b>	<b>0</b>
<b>PIKE</b>										
Good Shepherd Community Nursing Center	0	0	0	0	0	0	0	0	0	0
<b>PIKE County Total:</b>	<b>0</b>	<b>0</b>	<b>0</b>	<b>0</b>	<b>0</b>	<b>0</b>	<b>0</b>	<b>0</b>	<b>0</b>	<b>0</b>
<b>Mountain CMHC Total:</b>	<b>18</b>	<b>2,866</b>	<b>95</b>	<b>16,679</b>	<b>20</b>	<b>3,490</b>	<b>1</b>	<b>365</b>	<b>134</b>	<b>23,400</b>
<b>NorthKey</b>										
<b>BOONE</b>										
Colonial Gardens	0	0	0	0	0	0	0	0	0	0
Dominion Senior Living of Florence	0	0	0	0	0	0	0	0	0	0
<b>BOONE County Total:</b>	<b>0</b>	<b>0</b>	<b>0</b>	<b>0</b>	<b>0</b>	<b>0</b>	<b>0</b>	<b>0</b>	<b>0</b>	<b>0</b>
<b>CAMPBELL</b>										
Carmel Manor	0	0	0	0	0	0	0	0	0	0

\*CMHC - Community Mental Health Center

\*SMI - Severe Mental Illness

\*State Supp - Supplementation for needy persons who are aged, blind or have a disability (KRS 205.245)

# 2019 ANNUAL KENTUCKY LONG TERM CARE UTILIZATION AND SERVICE REPORT

## Table 2CC - Personal Care Bed Census & Inpatient Days

### Residents With SMI Receiving State Supplementation

CMHC Region / County / Facility	18-34		35-64		65-84		85 & Older		Total	
	SMI State Supp Census	SMI State Supp Inpatient Days	SMI State Supp Census	SMI State Supp Inpatient Days	SMI State Supp Census	SMI State Supp Inpatient Days	SMI State Supp Census	SMI State Supp Inpatient Days	SMI & State Supp Census	SMI & State Supp Inpatient Days
The Seasons at Alexandria	0	0	0	0	0	0	0	0	0	0
<b>CAMPBELL County Total:</b>	<b>0</b>	<b>0</b>	<b>0</b>	<b>0</b>	<b>0</b>	<b>0</b>	<b>0</b>	<b>0</b>	<b>0</b>	<b>0</b>
<b>CARROLL</b>										
Carrollton Manor	1	365	16	4197	15	2905	0	0	32	7,467
Valley Haven Rest Home	5	1825	4	1460	28	10220	3	1095	40	14,600
<b>CARROLL County Total:</b>	<b>6</b>	<b>2,190</b>	<b>20</b>	<b>5,657</b>	<b>43</b>	<b>13,125</b>	<b>3</b>	<b>1,095</b>	<b>72</b>	<b>22,067</b>
<b>GRANT</b>										
Jonesville Rest Home	5	1756	20	5318	2	408	0	0	27	7,482
<b>GRANT County Total:</b>	<b>5</b>	<b>1,756</b>	<b>20</b>	<b>5,318</b>	<b>2</b>	<b>408</b>	<b>0</b>	<b>0</b>	<b>27</b>	<b>7,482</b>
<b>KENTON</b>										
Brookdale Edgewood	0	0	0	0	0	0	0	0	0	0
Covington Ladies Home	0	0	0	0	0	0	0	0	0	0
Emerald Trace	0	0	0	0	0	0	0	0	0	0
Ivy Knoll	0	0	1	212	0	0	0	0	1	212
Madonna Manor	0	0	0	0	0	0	0	0	0	0
Regency Manor	0	0	8	1667	6	1495	0	0	14	3,162
Regency Manor North	0	0	5	837	5	1543	0	0	10	2,380
St Charles Care Center	0	0	0	0	0	0	0	0	0	0
<b>KENTON County Total:</b>	<b>0</b>	<b>0</b>	<b>14</b>	<b>2,716</b>	<b>11</b>	<b>3,038</b>	<b>0</b>	<b>0</b>	<b>25</b>	<b>5,754</b>
<b>PENDLETON</b>										
Falmouth Personal Care Home	2	730	18	4632	4	1150	0	0	24	6,512
The Front Gate	1	365	18	6570	9	3285	0	0	28	10,220
<b>PENDLETON County Total:</b>	<b>3</b>	<b>1,095</b>	<b>36</b>	<b>11,202</b>	<b>13</b>	<b>4,435</b>	<b>0</b>	<b>0</b>	<b>52</b>	<b>16,732</b>
<b>NorthKey CMHC Total:</b>	<b>14</b>	<b>5,041</b>	<b>90</b>	<b>24,893</b>	<b>69</b>	<b>21,006</b>	<b>3</b>	<b>1,095</b>	<b>176</b>	<b>52,035</b>
<b>Pathways</b>										
<b>BOYD</b>										
Artrips Personal Care Home	2	730	11	4015	8	2920	1	365	22	8,030
Hamilton's Personal Care Home	0	0	8	2920	2	730	0	0	10	3,650

\*CMHC - Community Mental Health Center

\*SMI - Severe Mental Illness

\*State Supp - Supplementation for needy persons who are aged, blind or have a disability (KRS 205.245)

# 2019 ANNUAL KENTUCKY LONG TERM CARE UTILIZATION AND SERVICE REPORT

## Table 2CC - Personal Care Bed Census & Inpatient Days

### Residents With SMI Receiving State Supplementation

CMHC Region / County / Facility	18-34		35-64		65-84		85 & Older		Total	
	SMI State Supp Census	SMI State Supp Inpatient Days	SMI State Supp Census	SMI State Supp Inpatient Days	SMI State Supp Census	SMI State Supp Inpatient Days	SMI State Supp Census	SMI State Supp Inpatient Days	SMI & State Supp Census	SMI & State Supp Inpatient Days
King's Daughters And Sons Home	0	0	0	0	0	0	0	0	0	0
<b>BOYD County Total:</b>	<b>2</b>	<b>730</b>	<b>19</b>	<b>6,935</b>	<b>10</b>	<b>3,650</b>	<b>1</b>	<b>365</b>	<b>32</b>	<b>11,680</b>
<b>GREENUP</b>										
Frasure's Personal Care Home	16	3478	44	8669	23	6829	0	0	83	18,976
Morning Pointe Of Russell	0	0	0	0	0	0	0	0	0	0
Russell Convalescent Home	0	0	46	16790	0	0	0	0	46	16,790
The Lantern At Morning Pointe Alzheimers and Memory Care	0	0	0	0	0	0	0	0	0	0
Trinity Station Retirement Community	0	0	0	0	0	0	0	0	0	0
<b>GREENUP County Total:</b>	<b>16</b>	<b>3,478</b>	<b>90</b>	<b>25,459</b>	<b>23</b>	<b>6,829</b>	<b>0</b>	<b>0</b>	<b>129</b>	<b>35,766</b>
<b>LAWRENCE</b>										
The Jordan Center	0	0	0	0	0	0	0	0	0	0
<b>LAWRENCE County Total:</b>	<b>0</b>	<b>0</b>	<b>0</b>	<b>0</b>	<b>0</b>	<b>0</b>	<b>0</b>	<b>0</b>	<b>0</b>	<b>0</b>
<b>MENIFEE</b>										
Edgewood Estates	0	0	0	0	0	0	0	0	0	0
<b>MENIFEE County Total:</b>	<b>0</b>	<b>0</b>	<b>0</b>	<b>0</b>	<b>0</b>	<b>0</b>	<b>0</b>	<b>0</b>	<b>0</b>	<b>0</b>
<b>MONTGOMERY</b>										
Regency Memory Care	0	0	0	0	0	0	0	0	0	0
<b>MONTGOMERY County Total:</b>	<b>0</b>	<b>0</b>	<b>0</b>	<b>0</b>	<b>0</b>	<b>0</b>	<b>0</b>	<b>0</b>	<b>0</b>	<b>0</b>
<b>MORGAN</b>										
West Liberty Nursing and Rehabilitation	0	0	0	0	2	2	0	0	2	2
<b>MORGAN County Total:</b>	<b>0</b>	<b>0</b>	<b>0</b>	<b>0</b>	<b>2</b>	<b>2</b>	<b>0</b>	<b>0</b>	<b>2</b>	<b>2</b>
<b>Pathways CMHC Total:</b>	<b>18</b>	<b>4,208</b>	<b>109</b>	<b>32,394</b>	<b>35</b>	<b>10,481</b>	<b>1</b>	<b>365</b>	<b>163</b>	<b>47,448</b>
<b>Pennyroyal</b>										
<b>CALDWELL</b>										
Highland Homes, Inc.	20	7300	84	30660	31	11315	0	0	135	49,275
<b>CALDWELL County Total:</b>	<b>20</b>	<b>7,300</b>	<b>84</b>	<b>30,660</b>	<b>31</b>	<b>11,315</b>	<b>0</b>	<b>0</b>	<b>135</b>	<b>49,275</b>

\*CMHC - Community Mental Health Center

\*SMI - Severe Mental Illness

\*State Supp - Supplementation for needy persons who are aged, blind or have a disability (KRS 205.245)

# 2019 ANNUAL KENTUCKY LONG TERM CARE UTILIZATION AND SERVICE REPORT

## Table 2CC - Personal Care Bed Census & Inpatient Days

### Residents With SMI Receiving State Supplementation

CMHC Region / County / Facility	18-34		35-64		65-84		85 & Older		Total	
	SMI State Supp Census	SMI State Supp Inpatient Days	SMI State Supp Census	SMI State Supp Inpatient Days	SMI State Supp Census	SMI State Supp Inpatient Days	SMI State Supp Census	SMI State Supp Inpatient Days	SMI & State Supp Census	SMI & State Supp Inpatient Days
<b>CHRISTIAN</b>										
Christian County Manor	5	1825	34	10912	5	1515	0	0	44	14,252
Christian Health Center, Hopkinsville	0	0	0	0	0	0	0	0	0	0
Pennyriple Home	4	792	25	8013	18	5448	1	301	48	14,554
<b>CHRISTIAN County Total:</b>	<b>9</b>	<b>2,617</b>	<b>59</b>	<b>18,925</b>	<b>23</b>	<b>6,963</b>	<b>1</b>	<b>301</b>	<b>92</b>	<b>28,806</b>
<b>CRITTENDEN</b>										
Crittenden County Health and Rehabilitation Center	0	0	0	0	0	0	0	0	0	0
<b>CRITTENDEN County Total:</b>	<b>0</b>	<b>0</b>	<b>0</b>	<b>0</b>	<b>0</b>	<b>0</b>	<b>0</b>	<b>0</b>	<b>0</b>	<b>0</b>
<b>HOPKINS</b>										
The Homestead	14	3898	46	13076	6	1704	0	0	66	18,678
The Oaks PCH/Madisonville	1	318	51	10115	4	1370	0	0	56	11,803
<b>HOPKINS County Total:</b>	<b>15</b>	<b>4,216</b>	<b>97</b>	<b>23,191</b>	<b>10</b>	<b>3,074</b>	<b>0</b>	<b>0</b>	<b>122</b>	<b>30,481</b>
<b>MUHLENBERG</b>										
Diversicare of Greenville	0	0	0	0	3	600	0	0	3	600
Sparks Nursing Center	0	0	11	4015	2	730	0	0	13	4,745
<b>MUHLENBERG County Total:</b>	<b>0</b>	<b>0</b>	<b>11</b>	<b>4,015</b>	<b>5</b>	<b>1,330</b>	<b>0</b>	<b>0</b>	<b>16</b>	<b>5,345</b>
<b>TRIGG</b>										
Better Senior Living	1	365	18	5642	12	3721	1	365	32	10,093
<b>TRIGG County Total:</b>	<b>1</b>	<b>365</b>	<b>18</b>	<b>5,642</b>	<b>12</b>	<b>3,721</b>	<b>1</b>	<b>365</b>	<b>32</b>	<b>10,093</b>
<b>Pennyroyal CMHC Total:</b>	<b>45</b>	<b>14,498</b>	<b>269</b>	<b>82,433</b>	<b>81</b>	<b>26,403</b>	<b>2</b>	<b>666</b>	<b>397</b>	<b>124,000</b>
<b>River Valley</b>										
<b>DAVIESS</b>										
Carmel Home	0	0	0	0	0	0	0	0	0	0
Davco Rest Home	3	925	58	19050	22	7176	0	0	83	27,151
Fern Terrace of Owensboro	0	0	28	5586	28	6226	0	0	56	11,812
Owensboro Center	0	0	6	2190	3	1095	0	0	9	3,285
Rosedale Rest Home	20	4022	27	4976	5	1253	0	0	52	10,251
<b>DAVIESS County Total:</b>	<b>23</b>	<b>4,947</b>	<b>119</b>	<b>31,802</b>	<b>58</b>	<b>15,750</b>	<b>0</b>	<b>0</b>	<b>200</b>	<b>52,499</b>

\*CMHC - Community Mental Health Center

\*SMI - Severe Mental Illness

\*State Supp - Supplementation for needy persons who are aged, blind or have a disability (KRS 205.245)

# 2019 ANNUAL KENTUCKY LONG TERM CARE UTILIZATION AND SERVICE REPORT

## Table 2CC - Personal Care Bed Census & Inpatient Days

### Residents With SMI Receiving State Supplementation

CMHC Region / County / Facility	18-34		35-64		65-84		85 & Older		Total	
	SMI State Supp Census	SMI State Supp Inpatient Days	SMI State Supp Census	SMI State Supp Inpatient Days	SMI State Supp Census	SMI State Supp Inpatient Days	SMI State Supp Census	SMI State Supp Inpatient Days	SMI & State Supp Census	SMI & State Supp Inpatient Days
<b>HANCOCK</b>										
The Oaks PCH/Lewisport	12	3786	54	17718	5	1424	0	0	71	22,928
<b>HANCOCK County Total:</b>	<b>12</b>	<b>3,786</b>	<b>54</b>	<b>17,718</b>	<b>5</b>	<b>1,424</b>	<b>0</b>	<b>0</b>	<b>71</b>	<b>22,928</b>
<b>HENDERSON</b>										
Henderson Manor	2	596	29	5823	12	3650	3	523	46	10,592
<b>HENDERSON County Total:</b>	<b>2</b>	<b>596</b>	<b>29</b>	<b>5,823</b>	<b>12</b>	<b>3,650</b>	<b>3</b>	<b>523</b>	<b>46</b>	<b>10,592</b>
<b>MCLEAN</b>										
Sunny Acres	0	0	22	4334	3	668	0	0	25	5,002
<b>MCLEAN County Total:</b>	<b>0</b>	<b>0</b>	<b>22</b>	<b>4,334</b>	<b>3</b>	<b>668</b>	<b>0</b>	<b>0</b>	<b>25</b>	<b>5,002</b>
<b>OHIO</b>										
Beaver Dam Nursing and Rehab Center	0	0	3	1045	1	365	0	0	4	1,410
<b>OHIO County Total:</b>	<b>0</b>	<b>0</b>	<b>3</b>	<b>1,045</b>	<b>1</b>	<b>365</b>	<b>0</b>	<b>0</b>	<b>4</b>	<b>1,410</b>
<b>River Valley CMHC Total:</b>	<b>37</b>	<b>9,329</b>	<b>227</b>	<b>60,722</b>	<b>79</b>	<b>21,857</b>	<b>3</b>	<b>523</b>	<b>346</b>	<b>92,431</b>
<b>Seven Counties</b>										
<b>BULLITT</b>										
Colonial House of Shepherdsville	0	0	58	21170	5	1825	1	365	64	23,360
<b>BULLITT County Total:</b>	<b>0</b>	<b>0</b>	<b>58</b>	<b>21,170</b>	<b>5</b>	<b>1,825</b>	<b>1</b>	<b>365</b>	<b>64</b>	<b>23,360</b>
<b>JEFFERSON</b>										
Anthology of Louisville	0	0	0	0	0	0	0	0	0	0
Atria Blankenbaker	0	0	0	0	0	0	0	0	0	0
Barton House of Louisville #1	0	0	0	0	0	0	0	0	0	0
Belmont Village	0	0	0	0	0	0	0	0	0	0
Brookdale Stonestreet	0	0	0	0	0	0	0	0	0	0
Eastern Star Home in KY	0	0	0	0	0	0	0	0	0	0
Episcopal Church Home	0	0	0	0	0	0	0	0	0	0
Exceptional Senior Living - Prospect	0	0	0	0	0	0	0	0	0	0
Forest Hills Commons	0	0	0	0	0	0	0	0	0	0
Forest Springs Health Campus	0	0	0	0	0	0	0	0	0	0
Glen Ridge Health Campus	0	0	0	0	0	0	0	0	0	0

\*CMHC - Community Mental Health Center

\*SMI - Severe Mental Illness

\*State Supp - Supplementation for needy persons who are aged, blind or have a disability (KRS 205.245)

**2019 ANNUAL KENTUCKY LONG TERM CARE UTILIZATION AND SERVICE REPORT**

**Table 2CC - Personal Care Bed Census & Inpatient Days**

**Residents With SMI Receiving State Supplementation**

CMHC Region / County / Facility	18-34		35-64		65-84		85 & Older		Total	
	SMI State Supp Census	SMI State Supp Inpatient Days	SMI State Supp Census	SMI State Supp Inpatient Days	SMI State Supp Census	SMI State Supp Inpatient Days	SMI State Supp Census	SMI State Supp Inpatient Days	SMI & State Supp Census	SMI & State Supp Inpatient Days
Hallmark House Louisville II	0	0	0	0	0	0	0	0	0	0
Heartsong Memory Care	0	0	0	0	0	0	0	0	0	0
Little Sisters of the Poor	0	0	0	0	1	243	0	0	1	243
Louisville Protestant Altenheim	0	0	0	0	0	0	0	0	0	0
Masonic Home of Louisville	0	0	2	725	4	1015	1	43	7	1,783
Morning Pointe Of Louisville At South	0	0	0	0	0	0	0	0	0	0
Nazareth Home	0	0	0	0	0	0	0	0	0	0
Nazareth Home Clifton	0	0	0	0	3	1095	1	365	4	1,460
Park Louisville	0	0	0	0	0	0	0	0	0	0
Parr's at Springhurst	0	0	0	0	0	0	0	0	0	0
Rose Anna Hughes Home/Westminster	0	0	0	0	0	0	0	0	0	0
Sunrise of Louisville	0	0	0	0	0	0	0	0	0	0
Symphony at Oaklawn	0	0	0	0	0	0	0	0	0	0
Symphony at Valley Farms	0	0	0	0	0	0	0	0	0	0
The Forum at Brookside	0	0	0	0	0	0	0	0	0	0
The Lantern At Morning Pointe (Louisville)	0	0	0	0	0	0	0	0	0	0
The Legacy at English Station	0	0	0	0	0	0	0	0	0	0
Treyton Oaks Towers	0	0	0	0	0	0	0	0	0	0
Wesley Manor	0	0	0	0	0	0	0	0	0	0
Westport Place Health Campus	0	0	0	0	0	0	0	0	0	0
<b>JEFFERSON County Total:</b>	<b>0</b>	<b>0</b>	<b>2</b>	<b>725</b>	<b>8</b>	<b>2,353</b>	<b>2</b>	<b>408</b>	<b>12</b>	<b>3,486</b>
<b>SHELBY</b>										
Colonial Hall Manor	1	36	39	10016	30	7441	0	0	70	17,493
Masonic Home of Shelbyville	0	0	0	0	0	0	0	0	0	0
<b>SHELBY County Total:</b>	<b>1</b>	<b>36</b>	<b>39</b>	<b>10,016</b>	<b>30</b>	<b>7,441</b>	<b>0</b>	<b>0</b>	<b>70</b>	<b>17,493</b>
<b>Seven Counties CMHC Total:</b>	<b>1</b>	<b>36</b>	<b>99</b>	<b>31,911</b>	<b>43</b>	<b>11,619</b>	<b>3</b>	<b>773</b>	<b>146</b>	<b>44,339</b>
<b>State Total</b>	<b>244</b>	<b>64,289</b>	<b>1,548</b>	<b>450,743</b>	<b>540</b>	<b>159,213</b>	<b>24</b>	<b>7,254</b>	<b>2,356</b>	<b>681,499</b>

\*CMHC - Community Mental Health Center

\*SMI - Severe Mental Illness

\*State Supp - Supplementation for needy persons who are aged, blind or have a disability (KRS 205.245)

## 2019 ANNUAL KENTUCKY LONG TERM CARE UTILIZATION AND SERVICE REPORT

### Table 2D - Personal Care Bed Census With SMI by Gender & Ages 18 - 64

CMHC Region / County / Facility	18-34				35-64			
	Male SMI Census	Male SMI Inpatient Days	Female SMI Census	Female SMI Inpatient Days	Male SMI Census	Male SMI Inpatient Days	Female SMI Census	Female SMI Inpatient Days
<b>Adanta</b>								
MCCREARY								
Cumberland Manor Rest Home	1	46	0	0	41	8,341	31	6,143
<b>MCCREARY County Total:</b>	<b>1</b>	<b>46</b>	<b>0</b>	<b>0</b>	<b>41</b>	<b>8,341</b>	<b>31</b>	<b>6,143</b>
PULASKI								
Crestview Personal Care	0	0	1	42	0	0	10	2,612
Somerview Personal Care Home	5	1,035	1	18	12	3,595	4	1,056
<b>PULASKI County Total:</b>	<b>5</b>	<b>1,035</b>	<b>2</b>	<b>60</b>	<b>12</b>	<b>3,595</b>	<b>14</b>	<b>3,668</b>
TAYLOR								
Bluegrass Way	0	0	0	0	0	0	0	0
<b>TAYLOR County Total:</b>	<b>0</b>	<b>0</b>	<b>0</b>	<b>0</b>	<b>0</b>	<b>0</b>	<b>0</b>	<b>0</b>
WAYNE								
Dishman Personal Care Home	2	730	3	1,095	23	8,394	10	3,600
Hicks' Golden Years Nursing Home	0	0	0	0	0	0	0	0
<b>WAYNE County Total:</b>	<b>2</b>	<b>730</b>	<b>3</b>	<b>1,095</b>	<b>23</b>	<b>8,394</b>	<b>10</b>	<b>3,600</b>
<b>Adanta CMHC Total:</b>	<b>8</b>	<b>1,811</b>	<b>5</b>	<b>1,155</b>	<b>76</b>	<b>20,330</b>	<b>55</b>	<b>13,411</b>
<b>Bluegrass</b>								
ANDERSON								
Signature Healthcare at Heritage Hall Rehab	0	0	0	0	0	0	0	0
<b>ANDERSON County Total:</b>	<b>0</b>	<b>0</b>	<b>0</b>	<b>0</b>	<b>0</b>	<b>0</b>	<b>0</b>	<b>0</b>
BOURBON								
Bourbon Heights	0	0	0	0	0	0	0	0
<b>BOURBON County Total:</b>	<b>0</b>	<b>0</b>	<b>0</b>	<b>0</b>	<b>0</b>	<b>0</b>	<b>0</b>	<b>0</b>
BOYLE								
McDowell Place of Danville	0	0	0	0	0	0	0	0
Morning Pointe of Danville	0	0	0	0	0	0	0	0
<b>BOYLE County Total:</b>	<b>0</b>	<b>0</b>	<b>0</b>	<b>0</b>	<b>0</b>	<b>0</b>	<b>0</b>	<b>0</b>
ESTILL								
Irvine Nursing and Rehabilitation	0	0	0	0	0	0	2	364
<b>ESTILL County Total:</b>	<b>0</b>	<b>0</b>	<b>0</b>	<b>0</b>	<b>0</b>	<b>0</b>	<b>2</b>	<b>364</b>

\*CMHC - Community Mental Health Center

\*SMI - Severe Mental Illness



## 2019 ANNUAL KENTUCKY LONG TERM CARE UTILIZATION AND SERVICE REPORT

### Table 2D - Personal Care Bed Census With SMI by Gender & Ages 18 - 64

CMHC Region / County / Facility	18-34				35-64			
	Male SMI Census	Male SMI Inpatient Days	Female SMI Census	Female SMI Inpatient Days	Male SMI Census	Male SMI Inpatient Days	Female SMI Census	Female SMI Inpatient Days
<b>FAYETTE</b>								
Cedarhurst of Beaumont	0	0	0	0	0	0	0	0
Central Ky Recovery Center Unit 1	7	953	5	827	10	1,466	6	714
Central KY Recovery Center Unit 2	9	988	2	203	8	704	15	1,685
Lantern at Morning Pointe Alz and Memory Care	0	0	0	0	0	0	0	0
Legacy Reserve at Fritz Farm	0	0	0	0	0	0	0	0
Lexington Country Place	0	0	0	0	0	0	0	0
Mayfair Village Retirement Center	0	0	0	0	0	0	0	0
Morning Pointe of Lexington	0	0	0	0	0	0	0	0
Morning Pointe of Lexington East	0	0	0	0	0	0	0	0
Richmond Place Senior Living	0	0	0	0	0	0	0	0
Signature Healthcare At Tanbark Rehab	0	0	0	0	0	0	0	0
The Breckinridge	0	0	0	0	0	0	0	0
The Legacy At The Willows	0	0	0	0	0	0	0	0
The Willows At Fritz Farm	0	0	0	0	0	0	0	0
The Willows at Hamburg	0	0	0	0	0	0	0	0
Willows at Citation	0	0	0	0	0	0	0	0
<b>FAYETTE County Total:</b>	<b>16</b>	<b>1,941</b>	<b>7</b>	<b>1,030</b>	<b>18</b>	<b>2,170</b>	<b>21</b>	<b>2,399</b>
<b>FRANKLIN</b>								
Dominion Senior Living of Frankfort	0	0	0	0	0	0	0	0
Morning Pointe of Frankfort	0	0	0	0	0	0	0	0
The Lantern at Morning Pointe of Frankfort	0	0	0	0	0	0	0	0
<b>FRANKLIN County Total:</b>	<b>0</b>	<b>0</b>	<b>0</b>	<b>0</b>	<b>0</b>	<b>0</b>	<b>0</b>	<b>0</b>
<b>HARRISON</b>								
Cedar Ridge Health Campus	0	0	0	0	0	0	0	0
Parkside Manor	0	0	0	0	16	5,101	7	1,875
Shady Lawn Home	5	986	0	0	32	9,998	11	3,675
<b>HARRISON County Total:</b>	<b>5</b>	<b>986</b>	<b>0</b>	<b>0</b>	<b>48</b>	<b>15,099</b>	<b>18</b>	<b>5,550</b>
<b>JESSAMINE</b>								
Bridgepointe At Ashgrove Woods	0	0	0	0	0	0	0	0
Rose Terrace Lodge	0	0	0	0	10	2,608	11	3,333

\*CMHC - Community Mental Health Center

\*SMI - Severe Mental Illness

## 2019 ANNUAL KENTUCKY LONG TERM CARE UTILIZATION AND SERVICE REPORT

### Table 2D - Personal Care Bed Census With SMI by Gender & Ages 18 - 64

CMHC Region / County / Facility	18-34				35-64			
	Male SMI Census	Male SMI Inpatient Days	Female SMI Census	Female SMI Inpatient Days	Male SMI Census	Male SMI Inpatient Days	Female SMI Census	Female SMI Inpatient Days
Wesley Village	0	0	0	0	0	0	0	0
<b>JESSAMINE County Total:</b>	<b>0</b>	<b>0</b>	<b>0</b>	<b>0</b>	<b>10</b>	<b>2,608</b>	<b>11</b>	<b>3,333</b>
LINCOLN								
Waynesburg Manor	0	0	0	0	10	3,150	7	2,344
<b>LINCOLN County Total:</b>	<b>0</b>	<b>0</b>	<b>0</b>	<b>0</b>	<b>10</b>	<b>3,150</b>	<b>7</b>	<b>2,344</b>
MADISON								
Dominion Senior Living of Richmond	0	0	0	0	0	0	0	0
Morning Pointe of Richmond	0	0	0	0	0	0	0	0
Telford Terrace	0	0	0	0	2	285	0	0
<b>MADISON County Total:</b>	<b>0</b>	<b>0</b>	<b>0</b>	<b>0</b>	<b>2</b>	<b>285</b>	<b>0</b>	<b>0</b>
MERCER								
The Willows at Harrodsburg	0	0	0	0	0	0	0	0
<b>MERCER County Total:</b>	<b>0</b>	<b>0</b>	<b>0</b>	<b>0</b>	<b>0</b>	<b>0</b>	<b>0</b>	<b>0</b>
POWELL								
Stanton Nursing and Rehabilitation Center	0	0	0	0	0	0	0	0
<b>POWELL County Total:</b>	<b>0</b>	<b>0</b>	<b>0</b>	<b>0</b>	<b>0</b>	<b>0</b>	<b>0</b>	<b>0</b>
SCOTT								
The Meadows At Windsor Gardens	0	0	0	0	0	0	0	0
<b>SCOTT County Total:</b>	<b>0</b>	<b>0</b>	<b>0</b>	<b>0</b>	<b>0</b>	<b>0</b>	<b>0</b>	<b>0</b>
WOODFORD								
Taylor Manor Nursing Home	0	0	0	0	0	0	0	0
The Homeplace At Midway	0	0	0	0	0	0	0	0
<b>WOODFORD County Total:</b>	<b>0</b>	<b>0</b>	<b>0</b>	<b>0</b>	<b>0</b>	<b>0</b>	<b>0</b>	<b>0</b>
<b>Bluegrass CMHC Total:</b>	<b>21</b>	<b>2,927</b>	<b>7</b>	<b>1,030</b>	<b>88</b>	<b>23,312</b>	<b>59</b>	<b>13,990</b>
<b>Communicare</b>								
GRAYSON								
Grayson Manor	0	0	0	0	0	0	0	0
<b>GRAYSON County Total:</b>	<b>0</b>	<b>0</b>	<b>0</b>	<b>0</b>	<b>0</b>	<b>0</b>	<b>0</b>	<b>0</b>
HARDIN								
Signature Healthcare at North Hardin Rehab	0	0	0	0	0	0	0	0
<b>HARDIN County Total:</b>	<b>0</b>	<b>0</b>	<b>0</b>	<b>0</b>	<b>0</b>	<b>0</b>	<b>0</b>	<b>0</b>

\*CMHC - Community Mental Health Center

\*SMI - Severe Mental Illness

## 2019 ANNUAL KENTUCKY LONG TERM CARE UTILIZATION AND SERVICE REPORT

### Table 2D - Personal Care Bed Census With SMI by Gender & Ages 18 - 64

CMHC Region / County / Facility	18-34				35-64			
	Male SMI Census	Male SMI Inpatient Days	Female SMI Census	Female SMI Inpatient Days	Male SMI Census	Male SMI Inpatient Days	Female SMI Census	Female SMI Inpatient Days
<b>MARION</b>								
Loretto Motherhouse Infirmary	0	0	0	0	0	0	0	0
The Village of Lebanon II	0	0	0	0	0	0	0	0
<b>MARION County Total:</b>	<b>0</b>	<b>0</b>	<b>0</b>	<b>0</b>	<b>0</b>	<b>0</b>	<b>0</b>	<b>0</b>
<b>MEADE</b>								
Brandenburg Nursing and Rehabilitation	0	0	0	0	0	0	0	0
<b>MEADE County Total:</b>	<b>0</b>	<b>0</b>	<b>0</b>	<b>0</b>	<b>0</b>	<b>0</b>	<b>0</b>	<b>0</b>
<b>NELSON</b>								
Windsor Gardens CCRC	0	0	0	0	0	0	0	0
<b>NELSON County Total:</b>	<b>0</b>	<b>0</b>	<b>0</b>	<b>0</b>	<b>0</b>	<b>0</b>	<b>0</b>	<b>0</b>
<b>WASHINGTON</b>								
Sansbury Care Center	0	0	0	0	0	0	0	0
<b>WASHINGTON County Total:</b>	<b>0</b>	<b>0</b>	<b>0</b>	<b>0</b>	<b>0</b>	<b>0</b>	<b>0</b>	<b>0</b>
<b>Communicare CMHC Total:</b>	<b>0</b>	<b>0</b>	<b>0</b>	<b>0</b>	<b>0</b>	<b>0</b>	<b>0</b>	<b>0</b>
<b>Cumberland River</b>								
<b>BELL</b>								
Generations Center of Middlesboro	0	0	6	2,190	20	7,300	41	14,965
<b>BELL County Total:</b>	<b>0</b>	<b>0</b>	<b>6</b>	<b>2,190</b>	<b>20</b>	<b>7,300</b>	<b>41</b>	<b>14,965</b>
<b>HARLAN</b>								
The Laurels	0	0	0	0	18	6,570	15	5,475
<b>HARLAN County Total:</b>	<b>0</b>	<b>0</b>	<b>0</b>	<b>0</b>	<b>18</b>	<b>6,570</b>	<b>15</b>	<b>5,475</b>
<b>KNOX</b>								
Christian Health Center - Corbin	0	0	0	0	0	0	0	0
<b>KNOX County Total:</b>	<b>0</b>	<b>0</b>	<b>0</b>	<b>0</b>	<b>0</b>	<b>0</b>	<b>0</b>	<b>0</b>
<b>Cumberland River CMHC Total:</b>	<b>0</b>	<b>0</b>	<b>6</b>	<b>2,190</b>	<b>38</b>	<b>13,870</b>	<b>56</b>	<b>20,440</b>
<b>Four Rivers</b>								
<b>CALLOWAY</b>								
Fern Terrace of Murray	0	0	0	0	3	708	6	1,302
Gardens At Hickory Woods	0	0	0	0	0	0	0	0
<b>CALLOWAY County Total:</b>	<b>0</b>	<b>0</b>	<b>0</b>	<b>0</b>	<b>3</b>	<b>708</b>	<b>6</b>	<b>1,302</b>

\*CMHC - Community Mental Health Center

\*SMI - Severe Mental Illness

## 2019 ANNUAL KENTUCKY LONG TERM CARE UTILIZATION AND SERVICE REPORT

### Table 2D - Personal Care Bed Census With SMI by Gender & Ages 18 - 64

CMHC Region / County / Facility	18-34				35-64			
	Male SMI Census	Male SMI Inpatient Days	Female SMI Census	Female SMI Inpatient Days	Male SMI Census	Male SMI Inpatient Days	Female SMI Census	Female SMI Inpatient Days
<b>CARLISLE</b>								
Countryside Center	0	0	0	0	0	0	3	682
<b>CARLISLE County Total:</b>	<b>0</b>	<b>0</b>	<b>0</b>	<b>0</b>	<b>0</b>	<b>0</b>	<b>3</b>	<b>682</b>
<b>GRAVES</b>								
Fern Terrace of Mayfield	7	2,555	24	8,760	74	27,010	55	20,075
<b>GRAVES County Total:</b>	<b>7</b>	<b>2,555</b>	<b>24</b>	<b>8,760</b>	<b>74</b>	<b>27,010</b>	<b>55</b>	<b>20,075</b>
<b>HICKMAN</b>								
Clinton Hickman County Nursing Facility	0	0	0	0	0	0	0	0
Clinton Place	0	0	0	0	0	0	0	0
<b>HICKMAN County Total:</b>	<b>0</b>	<b>0</b>	<b>0</b>	<b>0</b>	<b>0</b>	<b>0</b>	<b>0</b>	<b>0</b>
<b>MCCRACKEN</b>								
Gaither Suites at West Park	0	0	0	0	0	0	0	0
<b>MCCRACKEN County Total:</b>	<b>0</b>	<b>0</b>	<b>0</b>	<b>0</b>	<b>0</b>	<b>0</b>	<b>0</b>	<b>0</b>
<b>Four Rivers CMHC Total:</b>	<b>7</b>	<b>2,555</b>	<b>24</b>	<b>8,760</b>	<b>77</b>	<b>27,718</b>	<b>64</b>	<b>22,059</b>
<b>Kentucky River</b>								
<b>KNOTT</b>								
Golden Years Rest Home	7	1,475	4	1,455	55	16,195	31	11,300
<b>KNOTT County Total:</b>	<b>7</b>	<b>1,475</b>	<b>4</b>	<b>1,455</b>	<b>55</b>	<b>16,195</b>	<b>31</b>	<b>11,300</b>
<b>OWSLEY</b>								
Owsley County Health Care Center	0	0	0	0	0	0	0	0
<b>OWSLEY County Total:</b>	<b>0</b>	<b>0</b>	<b>0</b>	<b>0</b>	<b>0</b>	<b>0</b>	<b>0</b>	<b>0</b>
<b>Kentucky River CMHC Total:</b>	<b>7</b>	<b>1,475</b>	<b>4</b>	<b>1,455</b>	<b>55</b>	<b>16,195</b>	<b>31</b>	<b>11,300</b>
<b>LifeSkills</b>								
<b>ALLEN</b>								
Cornerstone Manor	16	2,653	14	2,001	26	4,227	10	971
Scottsville Manor	4	708	1	365	14	3,368	14	2,363
<b>ALLEN County Total:</b>	<b>20</b>	<b>3,361</b>	<b>15</b>	<b>2,366</b>	<b>40</b>	<b>7,595</b>	<b>24</b>	<b>3,334</b>
<b>BARREN</b>								
NHC HealthCare, Glasgow	0	0	0	0	0	0	0	0
<b>BARREN County Total:</b>	<b>0</b>	<b>0</b>	<b>0</b>	<b>0</b>	<b>0</b>	<b>0</b>	<b>0</b>	<b>0</b>

\*CMHC - Community Mental Health Center

\*SMI - Severe Mental Illness

## 2019 ANNUAL KENTUCKY LONG TERM CARE UTILIZATION AND SERVICE REPORT

### Table 2D - Personal Care Bed Census With SMI by Gender & Ages 18 - 64

CMHC Region / County / Facility	18-34				35-64			
	Male SMI Census	Male SMI Inpatient Days	Female SMI Census	Female SMI Inpatient Days	Male SMI Census	Male SMI Inpatient Days	Female SMI Census	Female SMI Inpatient Days
<b>EDMONSON</b>								
Edmonson Center	0	0	0	0	0	0	0	0
<b>EDMONSON County Total:</b>	<b>0</b>	<b>0</b>	<b>0</b>	<b>0</b>	<b>0</b>	<b>0</b>	<b>0</b>	<b>0</b>
<b>HART</b>								
Hart County Manor	3	1,095	2	730	22	7,856	19	6,233
<b>HART County Total:</b>	<b>3</b>	<b>1,095</b>	<b>2</b>	<b>730</b>	<b>22</b>	<b>7,856</b>	<b>19</b>	<b>6,233</b>
<b>METCALFE</b>								
Harper's Home for the Aged	0	0	0	0	0	0	0	0
Metcalfe Health Care Center	0	0	0	0	0	0	0	0
<b>METCALFE County Total:</b>	<b>0</b>	<b>0</b>	<b>0</b>	<b>0</b>	<b>0</b>	<b>0</b>	<b>0</b>	<b>0</b>
<b>SIMPSON</b>								
Lewis Memorial Methodist Home	0	0	0	0	0	0	1	365
<b>SIMPSON County Total:</b>	<b>0</b>	<b>0</b>	<b>0</b>	<b>0</b>	<b>0</b>	<b>0</b>	<b>1</b>	<b>365</b>
<b>WARREN</b>								
Christian Health Center, Bowling Green	0	0	0	0	0	0	0	0
Fern Terrace of Bowling Green	4	1,460	0	0	65	23,725	48	17,520
The Haven At Massey Springs	0	0	0	0	0	0	0	0
<b>WARREN County Total:</b>	<b>4</b>	<b>1,460</b>	<b>0</b>	<b>0</b>	<b>65</b>	<b>23,725</b>	<b>48</b>	<b>17,520</b>
<b>LifeSkills CMHC Total:</b>	<b>27</b>	<b>5,916</b>	<b>17</b>	<b>3,096</b>	<b>127</b>	<b>39,176</b>	<b>92</b>	<b>27,452</b>
<b>Mountain</b>								
<b>JOHNSON</b>								
Venture Home of Paintsville	11	1,801	7	1,065	50	8,629	45	8,050
<b>JOHNSON County Total:</b>	<b>11</b>	<b>1,801</b>	<b>7</b>	<b>1,065</b>	<b>50</b>	<b>8,629</b>	<b>45</b>	<b>8,050</b>
<b>MAGOFFIN</b>								
Salyersville Nursing and Rehabilitation Center	0	0	0	0	0	0	0	0
<b>MAGOFFIN County Total:</b>	<b>0</b>	<b>0</b>	<b>0</b>	<b>0</b>	<b>0</b>	<b>0</b>	<b>0</b>	<b>0</b>
<b>MARTIN</b>								
Martin County Health Care Facility	0	0	0	0	0	0	0	0
<b>MARTIN County Total:</b>	<b>0</b>	<b>0</b>	<b>0</b>	<b>0</b>	<b>0</b>	<b>0</b>	<b>0</b>	<b>0</b>

\*CMHC - Community Mental Health Center

\*SMI - Severe Mental Illness

## 2019 ANNUAL KENTUCKY LONG TERM CARE UTILIZATION AND SERVICE REPORT

### Table 2D - Personal Care Bed Census With SMI by Gender & Ages 18 - 64

CMHC Region / County / Facility	18-34				35-64			
	Male SMI Census	Male SMI Inpatient Days	Female SMI Census	Female SMI Inpatient Days	Male SMI Census	Male SMI Inpatient Days	Female SMI Census	Female SMI Inpatient Days
<b>PIKE</b>								
Good Shepherd Community Nursing Center	0	0	0	0	0	0	0	0
<b>PIKE County Total:</b>	<b>0</b>	<b>0</b>	<b>0</b>	<b>0</b>	<b>0</b>	<b>0</b>	<b>0</b>	<b>0</b>
<b>Mountain CMHC Total:</b>	<b>11</b>	<b>1,801</b>	<b>7</b>	<b>1,065</b>	<b>50</b>	<b>8,629</b>	<b>45</b>	<b>8,050</b>
<b>NorthKey</b>								
<b>BOONE</b>								
Colonial Gardens	0	0	0	0	0	0	0	0
Dominion Senior Living of Florence	0	0	0	0	0	0	0	0
<b>BOONE County Total:</b>	<b>0</b>	<b>0</b>	<b>0</b>	<b>0</b>	<b>0</b>	<b>0</b>	<b>0</b>	<b>0</b>
<b>CAMPBELL</b>								
Carmel Manor	0	0	0	0	0	0	0	0
The Seasons at Alexandria	0	0	0	0	0	0	0	0
<b>CAMPBELL County Total:</b>	<b>0</b>	<b>0</b>	<b>0</b>	<b>0</b>	<b>0</b>	<b>0</b>	<b>0</b>	<b>0</b>
<b>CARROLL</b>								
Carrollton Manor	1	365	0	0	14	3,453	10	2,626
Valley Haven Rest Home	5	1,825	0	0	8	2,920	0	0
<b>CARROLL County Total:</b>	<b>6</b>	<b>2,190</b>	<b>0</b>	<b>0</b>	<b>22</b>	<b>6,373</b>	<b>10</b>	<b>2,626</b>
<b>GRANT</b>								
Jonesville Rest Home	3	1,035	2	721	15	4,461	8	1,952
<b>GRANT County Total:</b>	<b>3</b>	<b>1,035</b>	<b>2</b>	<b>721</b>	<b>15</b>	<b>4,461</b>	<b>8</b>	<b>1,952</b>
<b>KENTON</b>								
Brookdale Edgewood	0	0	0	0	0	0	0	0
Covington Ladies Home	0	0	0	0	0	0	0	0
Emerald Trace	0	0	0	0	0	0	0	0
Ivy Knoll	0	0	0	0	2	577	0	0
Madonna Manor	0	0	0	0	0	0	0	0
Regency Manor	0	0	0	0	4	913	7	1,658
Regency Manor North	0	0	0	0	4	793	2	409
St Charles Care Center	0	0	0	0	0	0	0	0
<b>KENTON County Total:</b>	<b>0</b>	<b>0</b>	<b>0</b>	<b>0</b>	<b>10</b>	<b>2,283</b>	<b>9</b>	<b>2,067</b>

\*CMHC - Community Mental Health Center

\*SMI - Severe Mental Illness

## 2019 ANNUAL KENTUCKY LONG TERM CARE UTILIZATION AND SERVICE REPORT

### Table 2D - Personal Care Bed Census With SMI by Gender & Ages 18 - 64

CMHC Region / County / Facility	18-34				35-64			
	Male SMI Census	Male SMI Inpatient Days	Female SMI Census	Female SMI Inpatient Days	Male SMI Census	Male SMI Inpatient Days	Female SMI Census	Female SMI Inpatient Days
<b>PENDLETON</b>								
Falmouth Personal Care Home	1	365	1	365	10	2,365	8	2,267
The Front Gate	0	0	1	365	12	4,380	6	2,190
<b>PENDLETON County Total:</b>	<b>1</b>	<b>365</b>	<b>2</b>	<b>730</b>	<b>22</b>	<b>6,745</b>	<b>14</b>	<b>4,457</b>
<b>NorthKey CMHC Total:</b>	<b>10</b>	<b>3,590</b>	<b>4</b>	<b>1,451</b>	<b>69</b>	<b>19,862</b>	<b>41</b>	<b>11,102</b>
<b>Pathways</b>								
<b>BOYD</b>								
Artrips Personal Care Home	1	365	1	365	4	1,460	7	2,555
Hamilton's Personal Care Home	0	0	0	0	11	4,015	2	730
King's Daughters And Sons Home	0	0	0	0	0	0	0	0
<b>BOYD County Total:</b>	<b>1</b>	<b>365</b>	<b>1</b>	<b>365</b>	<b>15</b>	<b>5,475</b>	<b>9</b>	<b>3,285</b>
<b>GREENUP</b>								
Frasure's Personal Care Home	9	2,281	7	1,197	25	3,721	21	5,678
Morning Pointe Of Russell	0	0	0	0	0	0	0	0
Russell Convalescent Home	0	0	0	0	39	14,235	8	2,920
The Lantern At Morning Pointe Alzheimers and	0	0	0	0	0	0	0	0
Trinity Station Retirement Community	0	0	0	0	0	0	0	0
<b>GREENUP County Total:</b>	<b>9</b>	<b>2,281</b>	<b>7</b>	<b>1,197</b>	<b>64</b>	<b>17,956</b>	<b>29</b>	<b>8,598</b>
<b>LAWRENCE</b>								
The Jordan Center	0	0	0	0	0	0	0	0
<b>LAWRENCE County Total:</b>	<b>0</b>	<b>0</b>	<b>0</b>	<b>0</b>	<b>0</b>	<b>0</b>	<b>0</b>	<b>0</b>
<b>MENIFEE</b>								
Edgewood Estates	0	0	0	0	0	0	0	0
<b>MENIFEE County Total:</b>	<b>0</b>	<b>0</b>	<b>0</b>	<b>0</b>	<b>0</b>	<b>0</b>	<b>0</b>	<b>0</b>
<b>MONTGOMERY</b>								
Regency Memory Care	0	0	0	0	0	0	0	0
<b>MONTGOMERY County Total:</b>	<b>0</b>	<b>0</b>	<b>0</b>	<b>0</b>	<b>0</b>	<b>0</b>	<b>0</b>	<b>0</b>
<b>MORGAN</b>								
West Liberty Nursing and Rehabilitation Center	0	0	0	0	0	0	0	0
<b>MORGAN County Total:</b>	<b>0</b>	<b>0</b>	<b>0</b>	<b>0</b>	<b>0</b>	<b>0</b>	<b>0</b>	<b>0</b>
<b>Pathways CMHC Total:</b>	<b>10</b>	<b>2,646</b>	<b>8</b>	<b>1,562</b>	<b>79</b>	<b>23,431</b>	<b>38</b>	<b>11,883</b>

\*CMHC - Community Mental Health Center

\*SMI - Severe Mental Illness

## 2019 ANNUAL KENTUCKY LONG TERM CARE UTILIZATION AND SERVICE REPORT

### Table 2D - Personal Care Bed Census With SMI by Gender & Ages 18 - 64

CMHC Region / County / Facility	18-34				35-64			
	Male SMI Census	Male SMI Inpatient Days	Female SMI Census	Female SMI Inpatient Days	Male SMI Census	Male SMI Inpatient Days	Female SMI Census	Female SMI Inpatient Days
<b>Pennyroyal</b>								
<b>CALDWELL</b>								
Highland Homes, Inc.	3	1,095	17	6,205	59	21,535	25	9,125
<b>CALDWELL County Total:</b>	<b>3</b>	<b>1,095</b>	<b>17</b>	<b>6,205</b>	<b>59</b>	<b>21,535</b>	<b>25</b>	<b>9,125</b>
<b>CHRISTIAN</b>								
Christian County Manor	2	730	3	1,095	20	6,892	22	7,519
Christian Health Center, Hopkinsville	0	0	0	0	0	0	0	0
Pennyrile Home	3	773	1	19	16	5,158	11	3,929
<b>CHRISTIAN County Total:</b>	<b>5</b>	<b>1,503</b>	<b>4</b>	<b>1,114</b>	<b>36</b>	<b>12,050</b>	<b>33</b>	<b>11,448</b>
<b>CRITTENDEN</b>								
Crittenden County Health and Rehabilitation Center	0	0	0	0	0	0	0	0
<b>CRITTENDEN County Total:</b>	<b>0</b>	<b>0</b>	<b>0</b>	<b>0</b>	<b>0</b>	<b>0</b>	<b>0</b>	<b>0</b>
<b>HOPKINS</b>								
The Homestead	10	2,761	4	1,137	29	8,242	17	4,834
The Oaks PCH/Madisonville	2	348	0	0	40	8,952	12	1,415
<b>HOPKINS County Total:</b>	<b>12</b>	<b>3,109</b>	<b>4</b>	<b>1,137</b>	<b>69</b>	<b>17,194</b>	<b>29</b>	<b>6,249</b>
<b>MUHLENBERG</b>								
Diversicare of Greenville	0	0	0	0	0	0	0	0
Sparks Nursing Center	0	0	0	0	7	2,555	4	1,460
<b>MUHLENBERG County Total:</b>	<b>0</b>	<b>0</b>	<b>0</b>	<b>0</b>	<b>7</b>	<b>2,555</b>	<b>4</b>	<b>1,460</b>
<b>TRIGG</b>								
Better Senior Living	1	365	0	0	14	4,635	12	3,775
<b>TRIGG County Total:</b>	<b>1</b>	<b>365</b>	<b>0</b>	<b>0</b>	<b>14</b>	<b>4,635</b>	<b>12</b>	<b>3,775</b>
<b>Pennyroyal CMHC Total:</b>	<b>21</b>	<b>6,072</b>	<b>25</b>	<b>8,456</b>	<b>185</b>	<b>57,969</b>	<b>103</b>	<b>32,057</b>
<b>River Valley</b>								
<b>DAVIESS</b>								
Carmel Home	0	0	0	0	0	0	0	0
Davco Rest Home	3	925	0	0	36	12,205	25	8,193
Fern Terrace of Owensboro	0	0	0	0	20	3,465	19	4,408
Owensboro Center	0	0	0	0	2	730	4	1,460

\*CMHC - Community Mental Health Center

\*SMI - Severe Mental Illness



## 2019 ANNUAL KENTUCKY LONG TERM CARE UTILIZATION AND SERVICE REPORT

### Table 2D - Personal Care Bed Census With SMI by Gender & Ages 18 - 64

CMHC Region / County / Facility	18-34				35-64			
	Male SMI Census	Male SMI Inpatient Days	Female SMI Census	Female SMI Inpatient Days	Male SMI Census	Male SMI Inpatient Days	Female SMI Census	Female SMI Inpatient Days
Rosedale Rest Home	17	3,300	4	910	20	4,167	11	1,591
<b>DAVIESS County Total:</b>	<b>20</b>	<b>4,225</b>	<b>4</b>	<b>910</b>	<b>78</b>	<b>20,567</b>	<b>59</b>	<b>15,652</b>
<b>HANCOCK</b>								
The Oaks PCH/Lewisport	10	3,056	2	730	46	15,823	8	1,886
<b>HANCOCK County Total:</b>	<b>10</b>	<b>3,056</b>	<b>2</b>	<b>730</b>	<b>46</b>	<b>15,823</b>	<b>8</b>	<b>1,886</b>
<b>HENDERSON</b>								
Henderson Manor	1	365	1	231	12	2,716	17	3,107
<b>HENDERSON County Total:</b>	<b>1</b>	<b>365</b>	<b>1</b>	<b>231</b>	<b>12</b>	<b>2,716</b>	<b>17</b>	<b>3,107</b>
<b>MCLEAN</b>								
Sunny Acres	0	0	0	0	21	4,494	5	1,062
<b>MCLEAN County Total:</b>	<b>0</b>	<b>0</b>	<b>0</b>	<b>0</b>	<b>21</b>	<b>4,494</b>	<b>5</b>	<b>1,062</b>
<b>OHIO</b>								
Beaver Dam Nursing and Rehab Center	0	0	0	0	2	730	2	557
<b>OHIO County Total:</b>	<b>0</b>	<b>0</b>	<b>0</b>	<b>0</b>	<b>2</b>	<b>730</b>	<b>2</b>	<b>557</b>
<b>River Valley CMHC Total:</b>	<b>31</b>	<b>7,646</b>	<b>7</b>	<b>1,871</b>	<b>159</b>	<b>44,330</b>	<b>91</b>	<b>22,264</b>
<b>Seven Counties</b>								
<b>BULLITT</b>								
Colonial House of Shepherdsville	0	0	0	0	31	11,315	27	9,855
<b>BULLITT County Total:</b>	<b>0</b>	<b>0</b>	<b>0</b>	<b>0</b>	<b>31</b>	<b>11,315</b>	<b>27</b>	<b>9,855</b>
<b>JEFFERSON</b>								
Anthology of Louisville	0	0	0	0	0	0	0	0
Atria Blankenbaker	0	0	0	0	0	0	0	0
Barton House of Louisville #1	0	0	0	0	0	0	0	0
Belmont Village	0	0	0	0	0	0	0	0
Brookdale Stonestreet	0	0	0	0	0	0	0	0
Eastern Star Home in KY	0	0	0	0	0	0	0	0
Episcopal Church Home	0	0	0	0	0	0	0	0
Exceptional Senior Living - Prospect	0	0	0	0	0	0	0	0
Forest Hills Commons	0	0	0	0	0	0	1	365
Forest Springs Health Campus	0	0	0	0	0	0	1	365
Glen Ridge Health Campus	0	0	0	0	0	0	0	0

\*CMHC - Community Mental Health Center

\*SMI - Severe Mental Illness

## 2019 ANNUAL KENTUCKY LONG TERM CARE UTILIZATION AND SERVICE REPORT

### Table 2D - Personal Care Bed Census With SMI by Gender & Ages 18 - 64

CMHC Region / County / Facility	18-34				35-64			
	Male SMI Census	Male SMI Inpatient Days	Female SMI Census	Female SMI Inpatient Days	Male SMI Census	Male SMI Inpatient Days	Female SMI Census	Female SMI Inpatient Days
Hallmark House Louisville II	0	0	0	0	0	0	0	0
Heartsong Memory Care	0	0	0	0	0	0	0	0
Little Sisters of the Poor	0	0	0	0	0	0	0	0
Louisville Protestant Altenheim	0	0	0	0	0	0	0	0
Masonic Home of Louisville	0	0	0	0	0	0	2	725
Morning Pointe Of Louisville At South Hurstbourne	0	0	0	0	0	0	0	0
Nazareth Home	0	0	0	0	0	0	0	0
Nazareth Home Clifton	0	0	0	0	0	0	0	0
Park Louisville	0	0	0	0	0	0	0	0
Parr's at Springhurst	0	0	0	0	0	0	0	0
Rose Anna Hughes Home/Westminster	0	0	0	0	0	0	0	0
Sunrise of Louisville	0	0	0	0	0	0	0	0
Symphony at Oaklawn	0	0	0	0	0	0	0	0
Symphony at Valley Farms	0	0	0	0	0	0	0	0
The Forum at Brookside	0	0	0	0	0	0	0	0
The Lantern At Morning Pointe (Louisville)	0	0	0	0	0	0	0	0
The Legacy at English Station	0	0	0	0	0	0	0	0
Treyton Oaks Towers	0	0	0	0	0	0	0	0
Wesley Manor	0	0	0	0	0	0	0	0
Westport Place Health Campus	0	0	0	0	0	0	0	0
<b>JEFFERSON County Total:</b>	<b>0</b>	<b>0</b>	<b>0</b>	<b>0</b>	<b>0</b>	<b>0</b>	<b>4</b>	<b>1,455</b>
SHELBY								
Colonial Hall Manor	0	0	1	36	32	7,072	15	4,017
Masonic Home of Shelbyville	0	0	0	0	0	0	0	0
<b>SHELBY County Total:</b>	<b>0</b>	<b>0</b>	<b>1</b>	<b>36</b>	<b>32</b>	<b>7,072</b>	<b>15</b>	<b>4,017</b>
<b>Seven Counties CMHC Total:</b>	<b>0</b>	<b>0</b>	<b>1</b>	<b>36</b>	<b>63</b>	<b>18,387</b>	<b>46</b>	<b>15,327</b>
<b>Statewide Total</b>	<b>153</b>	<b>36,439</b>	<b>115</b>	<b>32,127</b>	<b>1,066</b>	<b>313,209</b>	<b>721</b>	<b>209,335</b>

\*CMHC - Community Mental Health Center

\*SMI - Severe Mental Illness

**2019 ANNUAL KENTUCKY LONG TERM CARE UTILIZATION AND SERVICE REPORT**

**Table 2DD - Personal Care Bed Census by Gender & Ages 18 - 64**

**Patients With SMI Receiving State Supplementation**

CMHC Region / County / Facility	18-34				35-64			
	Male SMI State Supp Census	Male SMI State Supp Inpatient Days	Female SMI State Supp Census	Female SMI State Supp Inpatient Days	Male SMI State Supp Census	Male SMI State Supp Inpatient Days	Female SMI State Supp Census	Female SMI State Supp Inpatient Days
<b>Adanta</b>								
<b>MCCREARY</b>								
Cumberland Manor Rest Home	1	46	0	0	40	7976	29	5413
<b>MCCREARY County Total:</b>	<b>1</b>	<b>46</b>	<b>0</b>	<b>0</b>	<b>40</b>	<b>7,976</b>	<b>29</b>	<b>5,413</b>
<b>PULASKI</b>								
Crestview Personal Care	0	0	1	42	0	0	10	2612
Somerview Personal Care Home	5	1035	1	18	12	3230	4	1056
<b>PULASKI County Total:</b>	<b>5</b>	<b>1,035</b>	<b>2</b>	<b>60</b>	<b>12</b>	<b>3,230</b>	<b>14</b>	<b>3,668</b>
<b>TAYLOR</b>								
Bluegrass Way	0	0	0	0	0	0	0	0
<b>TAYLOR County Total:</b>	<b>0</b>	<b>0</b>	<b>0</b>	<b>0</b>	<b>0</b>	<b>0</b>	<b>0</b>	<b>0</b>
<b>WAYNE</b>								
Dishman Personal Care Home	2	730	3	1095	23	8395	10	3600
Hicks' Golden Years Nursing Home	0	0	0	0	0	0	0	0
<b>WAYNE County Total:</b>	<b>2</b>	<b>730</b>	<b>3</b>	<b>1,095</b>	<b>23</b>	<b>8,395</b>	<b>10</b>	<b>3,600</b>
<b>Adanta CMHC Total:</b>	<b>8</b>	<b>1,811</b>	<b>5</b>	<b>1,155</b>	<b>75</b>	<b>19,601</b>	<b>53</b>	<b>12,681</b>
<b>Bluegrass</b>								
<b>ANDERSON</b>								
Signature Healthcare at Heritage Hall Rehab	0	0	0	0	0	0	0	0
<b>ANDERSON County Total:</b>	<b>0</b>	<b>0</b>	<b>0</b>	<b>0</b>	<b>0</b>	<b>0</b>	<b>0</b>	<b>0</b>
<b>BOURBON</b>								
Bourbon Heights	0	0	0	0	0	0	0	0
<b>BOURBON County Total:</b>	<b>0</b>	<b>0</b>	<b>0</b>	<b>0</b>	<b>0</b>	<b>0</b>	<b>0</b>	<b>0</b>
<b>BOYLE</b>								
McDowell Place of Danville	0	0	0	0	0	0	0	0
Morning Pointe of Danville	0	0	0	0	0	0	0	0
<b>BOYLE County Total:</b>	<b>0</b>	<b>0</b>	<b>0</b>	<b>0</b>	<b>0</b>	<b>0</b>	<b>0</b>	<b>0</b>
<b>ESTILL</b>								
Irvine Nursing and Rehabilitation	0	0	0	0	0	0	2	364
<b>ESTILL County Total:</b>	<b>0</b>	<b>0</b>	<b>0</b>	<b>0</b>	<b>0</b>	<b>0</b>	<b>2</b>	<b>364</b>

\*CMHC - Community Mental Health Center

\*SMI - Severe Mental Illness

\*State Supp - Supplementation for needy persons who are aged, blind or have a disability (KRS 205.245)

**2019 ANNUAL KENTUCKY LONG TERM CARE UTILIZATION AND SERVICE REPORT**

**Table 2DD - Personal Care Bed Census by Gender & Ages 18 - 64**

**Patients With SMI Receiving State Supplementation**

CMHC Region / County / Facility	18-34				35-64			
	Male SMI State Supp Census	Male SMI State Supp Inpatient Days	Female SMI State Supp Census	Female SMI State Supp Inpatient Days	Male SMI State Supp Census	Male SMI State Supp Inpatient Days	Female SMI State Supp Census	Female SMI State Supp Inpatient Days
<b>FAYETTE</b>								
Cedarhurst of Beaumont	0	0	0	0	0	0	0	0
Central Ky Recovery Center Unit 1	6	864	2	282	5	852	3	159
Central KY Recovery Center Unit 2	5	584	1	127	4	430	10	1078
Lantern at Morning Pointe Alz and Memory	0	0	0	0	0	0	0	0
Legacy Reserve at Fritz Farm	0	0	0	0	0	0	0	0
Lexington Country Place	0	0	0	0	0	0	0	0
Mayfair Village Retirement Center	0	0	0	0	0	0	0	0
Morning Pointe of Lexington	0	0	0	0	0	0	0	0
Morning Pointe of Lexington East	0	0	0	0	0	0	0	0
Richmond Place Senior Living	0	0	0	0	0	0	0	0
Signature Healthcare At Tanbark Rehab	0	0	0	0	0	0	0	0
The Breckinridge	0	0	0	0	0	0	0	0
The Legacy At The Willows	0	0	0	0	0	0	0	0
The Willows At Fritz Farm	0	0	0	0	0	0	0	0
The Willows at Hamburg	0	0	0	0	0	0	0	0
Willows at Citation	0	0	0	0	0	0	0	0
<b>FAYETTE County Total:</b>	<b>11</b>	<b>1,448</b>	<b>3</b>	<b>409</b>	<b>9</b>	<b>1,282</b>	<b>13</b>	<b>1,237</b>
<b>FRANKLIN</b>								
Dominion Senior Living of Frankfort	0	0	0	0	0	0	0	0
Morning Pointe of Frankfort	0	0	0	0	0	0	0	0
The Lantern at Morning Pointe of Frankfort	0	0	0	0	0	0	0	0
<b>FRANKLIN County Total:</b>	<b>0</b>	<b>0</b>	<b>0</b>	<b>0</b>	<b>0</b>	<b>0</b>	<b>0</b>	<b>0</b>
<b>HARRISON</b>								
Cedar Ridge Health Campus	0	0	0	0	0	0	0	0
Parkside Manor	0	0	0	0	14	4371	6	1523
Shady Lawn Home	4	938	0	0	32	9998	11	3675
<b>HARRISON County Total:</b>	<b>4</b>	<b>938</b>	<b>0</b>	<b>0</b>	<b>46</b>	<b>14,369</b>	<b>17</b>	<b>5,198</b>
<b>JESSAMINE</b>								
Bridgepointe At Ashgrove Woods	0	0	0	0	0	0	0	0

\*CMHC - Community Mental Health Center

\*SMI - Severe Mental Illness

\*State Supp - Supplementation for needy persons who are aged, blind or have a disability (KRS 205.245)

**2019 ANNUAL KENTUCKY LONG TERM CARE UTILIZATION AND SERVICE REPORT**

**Table 2DD - Personal Care Bed Census by Gender & Ages 18 - 64**

**Patients With SMI Receiving State Supplementation**

CMHC Region / County / Facility	18-34				35-64			
	Male SMI State Supp Census	Male SMI State Supp Inpatient Days	Female SMI State Supp Census	Female SMI State Supp Inpatient Days	Male SMI State Supp Census	Male SMI State Supp Inpatient Days	Female SMI State Supp Census	Female SMI State Supp Inpatient Days
Rose Terrace Lodge	0	0	0	0	7	1578	7	2334
Wesley Village	0	0	0	0	0	0	0	0
<b>JESSAMINE County Total:</b>	<b>0</b>	<b>0</b>	<b>0</b>	<b>0</b>	<b>7</b>	<b>1,578</b>	<b>7</b>	<b>2,334</b>
<b>LINCOLN</b>								
Waynesburg Manor	0	0	0	0	6	1988	5	1465
<b>LINCOLN County Total:</b>	<b>0</b>	<b>0</b>	<b>0</b>	<b>0</b>	<b>6</b>	<b>1,988</b>	<b>5</b>	<b>1,465</b>
<b>MADISON</b>								
Dominion Senior Living of Richmond	0	0	0	0	0	0	0	0
Morning Pointe of Richmond	0	0	0	0	0	0	0	0
Telford Terrace	0	0	0	0	0	0	0	0
<b>MADISON County Total:</b>	<b>0</b>	<b>0</b>	<b>0</b>	<b>0</b>	<b>0</b>	<b>0</b>	<b>0</b>	<b>0</b>
<b>MERCER</b>								
The Willows at Harrodsburg	0	0	0	0	0	0	0	0
<b>MERCER County Total:</b>	<b>0</b>	<b>0</b>	<b>0</b>	<b>0</b>	<b>0</b>	<b>0</b>	<b>0</b>	<b>0</b>
<b>POWELL</b>								
Stanton Nursing and Rehabilitation Center	0	0	0	0	0	0	0	0
<b>POWELL County Total:</b>	<b>0</b>	<b>0</b>	<b>0</b>	<b>0</b>	<b>0</b>	<b>0</b>	<b>0</b>	<b>0</b>
<b>SCOTT</b>								
The Meadows At Windsor Gardens	0	0	0	0	0	0	0	0
<b>SCOTT County Total:</b>	<b>0</b>	<b>0</b>	<b>0</b>	<b>0</b>	<b>0</b>	<b>0</b>	<b>0</b>	<b>0</b>
<b>WOODFORD</b>								
Taylor Manor Nursing Home	0	0	0	0	0	0	0	0
The Homeplace At Midway	0	0	0	0	0	0	0	0
<b>WOODFORD County Total:</b>	<b>0</b>	<b>0</b>	<b>0</b>	<b>0</b>	<b>0</b>	<b>0</b>	<b>0</b>	<b>0</b>
<b>Bluegrass CMHC Total:</b>	<b>15</b>	<b>2,386</b>	<b>3</b>	<b>409</b>	<b>68</b>	<b>19,217</b>	<b>44</b>	<b>10,598</b>
<b>Communicare</b>								
<b>GRAYSON</b>								
Grayson Manor	0	0	0	0	0	0	0	0
<b>GRAYSON County Total:</b>	<b>0</b>	<b>0</b>	<b>0</b>	<b>0</b>	<b>0</b>	<b>0</b>	<b>0</b>	<b>0</b>

\*CMHC - Community Mental Health Center

\*SMI - Severe Mental Illness

\*State Supp - Supplementation for needy persons who are aged, blind or have a disability (KRS 205.245)

**2019 ANNUAL KENTUCKY LONG TERM CARE UTILIZATION AND SERVICE REPORT**

**Table 2DD - Personal Care Bed Census by Gender & Ages 18 - 64**

**Patients With SMI Receiving State Supplementation**

CMHC Region / County / Facility	18-34				35-64			
	Male SMI State Supp Census	Male SMI State Supp Inpatient Days	Female SMI State Supp Census	Female SMI State Supp Inpatient Days	Male SMI State Supp Census	Male SMI State Supp Inpatient Days	Female SMI State Supp Census	Female SMI State Supp Inpatient Days
<b>HARDIN</b>								
Signature Healthcare at North Hardin Rehab	0	0	0	0	0	0	0	0
<b>HARDIN County Total:</b>	<b>0</b>	<b>0</b>	<b>0</b>	<b>0</b>	<b>0</b>	<b>0</b>	<b>0</b>	<b>0</b>
<b>MARION</b>								
Loretto Motherhouse Infirmary	0	0	0	0	0	0	0	0
The Village of Lebanon II	0	0	0	0	0	0	0	0
<b>MARION County Total:</b>	<b>0</b>	<b>0</b>	<b>0</b>	<b>0</b>	<b>0</b>	<b>0</b>	<b>0</b>	<b>0</b>
<b>MEADE</b>								
Brandenburg Nursing and Rehabilitation	0	0	0	0	0	0	0	0
<b>MEADE County Total:</b>	<b>0</b>	<b>0</b>	<b>0</b>	<b>0</b>	<b>0</b>	<b>0</b>	<b>0</b>	<b>0</b>
<b>NELSON</b>								
Windsor Gardens CCRC	0	0	0	0	0	0	0	0
<b>NELSON County Total:</b>	<b>0</b>	<b>0</b>	<b>0</b>	<b>0</b>	<b>0</b>	<b>0</b>	<b>0</b>	<b>0</b>
<b>WASHINGTON</b>								
Sansbury Care Center	0	0	0	0	0	0	0	0
<b>WASHINGTON County Total:</b>	<b>0</b>	<b>0</b>	<b>0</b>	<b>0</b>	<b>0</b>	<b>0</b>	<b>0</b>	<b>0</b>
<b>Communicare CMHC Total:</b>	<b>0</b>	<b>0</b>	<b>0</b>	<b>0</b>	<b>0</b>	<b>0</b>	<b>0</b>	<b>0</b>
<b>Cumberland River</b>								
<b>BELL</b>								
Generations Center of Middlesboro	0	0	6	2190	19	6935	40	14600
<b>BELL County Total:</b>	<b>0</b>	<b>0</b>	<b>6</b>	<b>2,190</b>	<b>19</b>	<b>6,935</b>	<b>40</b>	<b>14,600</b>
<b>HARLAN</b>								
The Laurels	0	0	0	0	18	6570	15	5475
<b>HARLAN County Total:</b>	<b>0</b>	<b>0</b>	<b>0</b>	<b>0</b>	<b>18</b>	<b>6,570</b>	<b>15</b>	<b>5,475</b>
<b>KNOX</b>								
Christian Health Center - Corbin	0	0	0	0	0	0	0	0
<b>KNOX County Total:</b>	<b>0</b>	<b>0</b>	<b>0</b>	<b>0</b>	<b>0</b>	<b>0</b>	<b>0</b>	<b>0</b>
<b>Cumberland River CMHC Total:</b>	<b>0</b>	<b>0</b>	<b>6</b>	<b>2,190</b>	<b>37</b>	<b>13,505</b>	<b>55</b>	<b>20,075</b>

\*CMHC - Community Mental Health Center

\*SMI - Severe Mental Illness

\*State Supp - Supplementation for needy persons who are aged, blind or have a disability (KRS 205.245)

**2019 ANNUAL KENTUCKY LONG TERM CARE UTILIZATION AND SERVICE REPORT**

**Table 2DD - Personal Care Bed Census by Gender & Ages 18 - 64**

**Patients With SMI Receiving State Supplementation**

CMHC Region / County / Facility	18-34				35-64			
	Male SMI State Supp Census	Male SMI State Supp Inpatient Days	Female SMI State Supp Census	Female SMI State Supp Inpatient Days	Male SMI State Supp Census	Male SMI State Supp Inpatient Days	Female SMI State Supp Census	Female SMI State Supp Inpatient Days
<b>Four Rivers</b>								
<b>CALLOWAY</b>								
Fern Terrace of Murray	0	0	0	0	3	708	4	923
Gardens At Hickory Woods	0	0	0	0	0	0	0	0
<b>CALLOWAY County Total:</b>	<b>0</b>	<b>0</b>	<b>0</b>	<b>0</b>	<b>3</b>	<b>708</b>	<b>4</b>	<b>923</b>
<b>CARLISLE</b>								
Countryside Center	0	0	0	0	0	0	3	682
<b>CARLISLE County Total:</b>	<b>0</b>	<b>0</b>	<b>0</b>	<b>0</b>	<b>0</b>	<b>0</b>	<b>3</b>	<b>682</b>
<b>GRAVES</b>								
Fern Terrace of Mayfield	7	2555	23	8395	72	26280	53	19345
<b>GRAVES County Total:</b>	<b>7</b>	<b>2,555</b>	<b>23</b>	<b>8,395</b>	<b>72</b>	<b>26,280</b>	<b>53</b>	<b>19,345</b>
<b>HICKMAN</b>								
Clinton Hickman County Nursing Facility	0	0	0	0	0	0	0	0
Clinton Place	0	0	0	0	0	0	0	0
<b>HICKMAN County Total:</b>	<b>0</b>	<b>0</b>	<b>0</b>	<b>0</b>	<b>0</b>	<b>0</b>	<b>0</b>	<b>0</b>
<b>MCCRACKEN</b>								
Gaither Suites at West Park	0	0	0	0	0	0	0	0
<b>MCCRACKEN County Total:</b>	<b>0</b>	<b>0</b>	<b>0</b>	<b>0</b>	<b>0</b>	<b>0</b>	<b>0</b>	<b>0</b>
<b>Four Rivers CMHC Total:</b>	<b>7</b>	<b>2,555</b>	<b>23</b>	<b>8,395</b>	<b>75</b>	<b>26,988</b>	<b>60</b>	<b>20,950</b>
<b>Kentucky River</b>								
<b>KNOTT</b>								
Golden Years Rest Home	3	1094	1	360	8	2920	2	715
<b>KNOTT County Total:</b>	<b>3</b>	<b>1,094</b>	<b>1</b>	<b>360</b>	<b>8</b>	<b>2,920</b>	<b>2</b>	<b>715</b>
<b>OWSLEY</b>								
Owsley County Health Care Center	0	0	0	0	0	0	0	0
<b>OWSLEY County Total:</b>	<b>0</b>	<b>0</b>	<b>0</b>	<b>0</b>	<b>0</b>	<b>0</b>	<b>0</b>	<b>0</b>
<b>Kentucky River CMHC Total:</b>	<b>3</b>	<b>1,094</b>	<b>1</b>	<b>360</b>	<b>8</b>	<b>2,920</b>	<b>2</b>	<b>715</b>
<b>LifeSkills</b>								
<b>ALLEN</b>								
Cornerstone Manor	16	2653	14	2001	26	4227	10	971

\*CMHC - Community Mental Health Center

\*SMI - Severe Mental Illness

\*State Supp - Supplementation for needy persons who are aged, blind or have a disability (KRS 205.245)

**2019 ANNUAL KENTUCKY LONG TERM CARE UTILIZATION AND SERVICE REPORT**

**Table 2DD - Personal Care Bed Census by Gender & Ages 18 - 64**

**Patients With SMI Receiving State Supplementation**

CMHC Region / County / Facility	18-34				35-64			
	Male SMI State Supp Census	Male SMI State Supp Inpatient Days	Female SMI State Supp Census	Female SMI State Supp Inpatient Days	Male SMI State Supp Census	Male SMI State Supp Inpatient Days	Female SMI State Supp Census	Female SMI State Supp Inpatient Days
Scottsville Manor	2	382	1	365	9	2317	8	1537
<b>ALLEN County Total:</b>	<b>18</b>	<b>3,035</b>	<b>15</b>	<b>2,366</b>	<b>35</b>	<b>6,544</b>	<b>18</b>	<b>2,508</b>
<b>BARREN</b>								
NHC HealthCare, Glasgow	0	0	0	0	0	0	0	0
<b>BARREN County Total:</b>	<b>0</b>	<b>0</b>	<b>0</b>	<b>0</b>	<b>0</b>	<b>0</b>	<b>0</b>	<b>0</b>
<b>EDMONSON</b>								
Edmonson Center	0	0	0	0	0	0	0	0
<b>EDMONSON County Total:</b>	<b>0</b>	<b>0</b>	<b>0</b>	<b>0</b>	<b>0</b>	<b>0</b>	<b>0</b>	<b>0</b>
<b>HART</b>								
Hart County Manor	3	1095	2	730	18	5743	16	4991
<b>HART County Total:</b>	<b>3</b>	<b>1,095</b>	<b>2</b>	<b>730</b>	<b>18</b>	<b>5,743</b>	<b>16</b>	<b>4,991</b>
<b>METCALFE</b>								
Harper's Home for the Aged	0	0	0	0	0	0	0	0
Metcalfe Health Care Center	0	0	0	0	0	0	0	0
<b>METCALFE County Total:</b>	<b>0</b>	<b>0</b>	<b>0</b>	<b>0</b>	<b>0</b>	<b>0</b>	<b>0</b>	<b>0</b>
<b>SIMPSON</b>								
Lewis Memorial Methodist Home	0	0	0	0	0	0	0	0
<b>SIMPSON County Total:</b>	<b>0</b>	<b>0</b>	<b>0</b>	<b>0</b>	<b>0</b>	<b>0</b>	<b>0</b>	<b>0</b>
<b>WARREN</b>								
Christian Health Center, Bowling Green	0	0	0	0	0	0	0	0
Fern Terrace of Bowling Green	2	730	0	0	51	18615	44	16060
The Haven At Massey Springs	0	0	0	0	0	0	0	0
<b>WARREN County Total:</b>	<b>2</b>	<b>730</b>	<b>0</b>	<b>0</b>	<b>51</b>	<b>18,615</b>	<b>44</b>	<b>16,060</b>
<b>LifeSkills CMHC Total:</b>	<b>23</b>	<b>4,860</b>	<b>17</b>	<b>3,096</b>	<b>104</b>	<b>30,902</b>	<b>78</b>	<b>23,559</b>
<b>Mountain</b>								
<b>JOHNSON</b>								
Venture Home of Paintsville	11	1801	7	1065	50	8629	45	8050
<b>JOHNSON County Total:</b>	<b>11</b>	<b>1,801</b>	<b>7</b>	<b>1,065</b>	<b>50</b>	<b>8,629</b>	<b>45</b>	<b>8,050</b>

\*CMHC - Community Mental Health Center

\*SMI - Severe Mental Illness

\*State Supp - Supplementation for needy persons who are aged, blind or have a disability (KRS 205.245)



**2019 ANNUAL KENTUCKY LONG TERM CARE UTILIZATION AND SERVICE REPORT**

**Table 2DD - Personal Care Bed Census by Gender & Ages 18 - 64**

**Patients With SMI Receiving State Supplementation**

CMHC Region / County / Facility	18-34				35-64			
	Male SMI State Supp Census	Male SMI State Supp Inpatient Days	Female SMI State Supp Census	Female SMI State Supp Inpatient Days	Male SMI State Supp Census	Male SMI State Supp Inpatient Days	Female SMI State Supp Census	Female SMI State Supp Inpatient Days
<b>MAGOFFIN</b>								
Salyersville Nursing and Rehabilitation Center	0	0	0	0	0	0	0	0
<b>MAGOFFIN County Total:</b>	<b>0</b>	<b>0</b>	<b>0</b>	<b>0</b>	<b>0</b>	<b>0</b>	<b>0</b>	<b>0</b>
<b>MARTIN</b>								
Martin County Health Care Facility	0	0	0	0	0	0	0	0
<b>MARTIN County Total:</b>	<b>0</b>	<b>0</b>	<b>0</b>	<b>0</b>	<b>0</b>	<b>0</b>	<b>0</b>	<b>0</b>
<b>PIKE</b>								
Good Shepherd Community Nursing Center	0	0	0	0	0	0	0	0
<b>PIKE County Total:</b>	<b>0</b>	<b>0</b>	<b>0</b>	<b>0</b>	<b>0</b>	<b>0</b>	<b>0</b>	<b>0</b>
<b>Mountain CMHC Total:</b>	<b>11</b>	<b>1,801</b>	<b>7</b>	<b>1,065</b>	<b>50</b>	<b>8,629</b>	<b>45</b>	<b>8,050</b>
<b>NorthKey</b>								
<b>BOONE</b>								
Colonial Gardens	0	0	0	0	0	0	0	0
Dominion Senior Living of Florence	0	0	0	0	0	0	0	0
<b>BOONE County Total:</b>	<b>0</b>	<b>0</b>	<b>0</b>	<b>0</b>	<b>0</b>	<b>0</b>	<b>0</b>	<b>0</b>
<b>CAMPBELL</b>								
Carmel Manor	0	0	0	0	0	0	0	0
The Seasons at Alexandria	0	0	0	0	0	0	0	0
<b>CAMPBELL County Total:</b>	<b>0</b>	<b>0</b>	<b>0</b>	<b>0</b>	<b>0</b>	<b>0</b>	<b>0</b>	<b>0</b>
<b>CARROLL</b>								
Carrollton Manor	1	365	0	0	10	2604	6	1593
Valley Haven Rest Home	5	1825	0	0	4	1460	0	0
<b>CARROLL County Total:</b>	<b>6</b>	<b>2,190</b>	<b>0</b>	<b>0</b>	<b>14</b>	<b>4,064</b>	<b>6</b>	<b>1,593</b>
<b>GRANT</b>								
Jonesville Rest Home	3	1035	2	721	13	3731	7	1587
<b>GRANT County Total:</b>	<b>3</b>	<b>1,035</b>	<b>2</b>	<b>721</b>	<b>13</b>	<b>3,731</b>	<b>7</b>	<b>1,587</b>
<b>KENTON</b>								
Brookdale Edgewood	0	0	0	0	0	0	0	0
Covington Ladies Home	0	0	0	0	0	0	0	0
Emerald Trace	0	0	0	0	0	0	0	0

\*CMHC - Community Mental Health Center

\*SMI - Severe Mental Illness

\*State Supp - Supplementation for needy persons who are aged, blind or have a disability (KRS 205.245)

**2019 ANNUAL KENTUCKY LONG TERM CARE UTILIZATION AND SERVICE REPORT**

**Table 2DD - Personal Care Bed Census by Gender & Ages 18 - 64**

**Patients With SMI Receiving State Supplementation**

CMHC Region / County / Facility	18-34				35-64			
	Male SMI State Supp Census	Male SMI State Supp Inpatient Days	Female SMI State Supp Census	Female SMI State Supp Inpatient Days	Male SMI State Supp Census	Male SMI State Supp Inpatient Days	Female SMI State Supp Census	Female SMI State Supp Inpatient Days
Ivy Knoll	0	0	0	0	1	212	0	0
Madonna Manor	0	0	0	0	0	0	0	0
Regency Manor	0	0	0	0	2	373	6	1294
Regency Manor North	0	0	0	0	3	428	2	409
St Charles Care Center	0	0	0	0	0	0	0	0
<b>KENTON County Total:</b>	<b>0</b>	<b>0</b>	<b>0</b>	<b>0</b>	<b>6</b>	<b>1,013</b>	<b>8</b>	<b>1,703</b>
<b>PENDLETON</b>								
Falmouth Personal Care Home	1	365	1	365	10	2365	8	2267
The Front Gate	0	0	1	365	12	4380	6	2190
<b>PENDLETON County Total:</b>	<b>1</b>	<b>365</b>	<b>2</b>	<b>730</b>	<b>22</b>	<b>6,745</b>	<b>14</b>	<b>4,457</b>
<b>NorthKey CMHC Total:</b>	<b>10</b>	<b>3,590</b>	<b>4</b>	<b>1,451</b>	<b>55</b>	<b>15,553</b>	<b>35</b>	<b>9,340</b>
<b>Pathways</b>								
<b>BOYD</b>								
Artrips Personal Care Home	1	365	1	365	4	1460	7	2555
Hamilton's Personal Care Home	0	0	0	0	6	2190	2	730
King's Daughters And Sons Home	0	0	0	0	0	0	0	0
<b>BOYD County Total:</b>	<b>1</b>	<b>365</b>	<b>1</b>	<b>365</b>	<b>10</b>	<b>3,650</b>	<b>9</b>	<b>3,285</b>
<b>GREENUP</b>								
Frasure's Personal Care Home	9	2281	7	1197	24	3356	20	5313
Morning Pointe Of Russell	0	0	0	0	0	0	0	0
Russell Convalescent Home	0	0	0	0	38	13870	8	2920
The Lantern At Morning Pointe Alzheimers and Memory Care	0	0	0	0	0	0	0	0
Trinity Station Retirement Community	0	0	0	0	0	0	0	0
<b>GREENUP County Total:</b>	<b>9</b>	<b>2,281</b>	<b>7</b>	<b>1,197</b>	<b>62</b>	<b>17,226</b>	<b>28</b>	<b>8,233</b>
<b>LAWRENCE</b>								
The Jordan Center	0	0	0	0	0	0	0	0
<b>LAWRENCE County Total:</b>	<b>0</b>	<b>0</b>	<b>0</b>	<b>0</b>	<b>0</b>	<b>0</b>	<b>0</b>	<b>0</b>

\*CMHC - Community Mental Health Center

\*SMI - Severe Mental Illness

\*State Supp - Supplementation for needy persons who are aged, blind or have a disability (KRS 205.245)

**2019 ANNUAL KENTUCKY LONG TERM CARE UTILIZATION AND SERVICE REPORT**

**Table 2DD - Personal Care Bed Census by Gender & Ages 18 - 64**

**Patients With SMI Receiving State Supplementation**

CMHC Region / County / Facility	18-34				35-64			
	Male SMI State Supp Census	Male SMI State Supp Inpatient Days	Female SMI State Supp Census	Female SMI State Supp Inpatient Days	Male SMI State Supp Census	Male SMI State Supp Inpatient Days	Female SMI State Supp Census	Female SMI State Supp Inpatient Days
<b>MENIFEE</b>								
Edgewood Estates	0	0	0	0	0	0	0	0
<b>MENIFEE County Total:</b>	<b>0</b>	<b>0</b>	<b>0</b>	<b>0</b>	<b>0</b>	<b>0</b>	<b>0</b>	<b>0</b>
<b>MONTGOMERY</b>								
Regency Memory Care	0	0	0	0	0	0	0	0
<b>MONTGOMERY County Total:</b>	<b>0</b>	<b>0</b>	<b>0</b>	<b>0</b>	<b>0</b>	<b>0</b>	<b>0</b>	<b>0</b>
<b>MORGAN</b>								
West Liberty Nursing and Rehabilitation Center	0	0	0	0	0	0	0	0
<b>MORGAN County Total:</b>	<b>0</b>	<b>0</b>	<b>0</b>	<b>0</b>	<b>0</b>	<b>0</b>	<b>0</b>	<b>0</b>
<b>Pathways CMHC Total:</b>	<b>10</b>	<b>2,646</b>	<b>8</b>	<b>1,562</b>	<b>72</b>	<b>20,876</b>	<b>37</b>	<b>11,518</b>
Pennyroyal								
<b>CALDWELL</b>								
Highland Homes, Inc.	3	1095	17	6205	59	21535	25	9125
<b>CALDWELL County Total:</b>	<b>3</b>	<b>1,095</b>	<b>17</b>	<b>6,205</b>	<b>59</b>	<b>21,535</b>	<b>25</b>	<b>9,125</b>
<b>CHRISTIAN</b>								
Christian County Manor	2	730	3	1095	17	5743	17	5169
Christian Health Center, Hopkinsville	0	0	0	0	0	0	0	0
Pennyrile Home	3	773	1	19	14	4428	11	3585
<b>CHRISTIAN County Total:</b>	<b>5</b>	<b>1,503</b>	<b>4</b>	<b>1,114</b>	<b>31</b>	<b>10,171</b>	<b>28</b>	<b>8,754</b>
<b>CRITTENDEN</b>								
Crittenden County Health and Rehabilitation	0	0	0	0	0	0	0	0
<b>CRITTENDEN County Total:</b>	<b>0</b>	<b>0</b>	<b>0</b>	<b>0</b>	<b>0</b>	<b>0</b>	<b>0</b>	<b>0</b>
<b>HOPKINS</b>								
The Homestead	10	2761	4	1137	29	8242	17	4834
The Oaks PCH/Madisonville	1	318	0	0	39	8700	12	1415
<b>HOPKINS County Total:</b>	<b>11</b>	<b>3,079</b>	<b>4</b>	<b>1,137</b>	<b>68</b>	<b>16,942</b>	<b>29</b>	<b>6,249</b>
<b>MUHLENBERG</b>								
Diversicare of Greenville	0	0	0	0	0	0	0	0
Sparks Nursing Center	0	0	0	0	7	2555	4	1460
<b>MUHLENBERG County Total:</b>	<b>0</b>	<b>0</b>	<b>0</b>	<b>0</b>	<b>7</b>	<b>2,555</b>	<b>4</b>	<b>1,460</b>

\*CMHC - Community Mental Health Center

\*SMI - Severe Mental Illness

\*State Supp - Supplementation for needy persons who are aged, blind or have a disability (KRS 205.245)

**2019 ANNUAL KENTUCKY LONG TERM CARE UTILIZATION AND SERVICE REPORT**

**Table 2DD - Personal Care Bed Census by Gender & Ages 18 - 64**

**Patients With SMI Receiving State Supplementation**

CMHC Region / County / Facility	18-34				35-64			
	Male SMI State Supp Census	Male SMI State Supp Inpatient Days	Female SMI State Supp Census	Female SMI State Supp Inpatient Days	Male SMI State Supp Census	Male SMI State Supp Inpatient Days	Female SMI State Supp Census	Female SMI State Supp Inpatient Days
<b>TRIGG</b>								
Better Senior Living	1	365	0	0	10	2988	8	2654
<b>TRIGG County Total:</b>	<b>1</b>	<b>365</b>	<b>0</b>	<b>0</b>	<b>10</b>	<b>2,988</b>	<b>8</b>	<b>2,654</b>
<b>Pennyroyal CMHC Total:</b>	<b>20</b>	<b>6,042</b>	<b>25</b>	<b>8,456</b>	<b>175</b>	<b>54,191</b>	<b>94</b>	<b>28,242</b>
<b>River Valley</b>								
<b>DAVISS</b>								
Carmel Home	0	0	0	0	0	0	0	0
Davco Rest Home	3	925	0	0	34	11110	24	7940
Fern Terrace of Owensboro	0	0	0	0	15	2649	13	2937
Owensboro Center	0	0	0	0	2	730	4	1460
Rosedale Rest Home	16	3112	4	910	17	3434	10	1542
<b>DAVISS County Total:</b>	<b>19</b>	<b>4,037</b>	<b>4</b>	<b>910</b>	<b>68</b>	<b>17,923</b>	<b>51</b>	<b>13,879</b>
<b>HANCOCK</b>								
The Oaks PCH/Lewisport	10	3056	2	730	46	15832	8	1886
<b>HANCOCK County Total:</b>	<b>10</b>	<b>3,056</b>	<b>2</b>	<b>730</b>	<b>46</b>	<b>15,832</b>	<b>8</b>	<b>1,886</b>
<b>HENDERSON</b>								
Henderson Manor	1	365	1	231	12	2716	17	3107
<b>HENDERSON County Total:</b>	<b>1</b>	<b>365</b>	<b>1</b>	<b>231</b>	<b>12</b>	<b>2,716</b>	<b>17</b>	<b>3,107</b>
<b>MCLEAN</b>								
Sunny Acres	0	0	0	0	18	3637	4	697
<b>MCLEAN County Total:</b>	<b>0</b>	<b>0</b>	<b>0</b>	<b>0</b>	<b>18</b>	<b>3,637</b>	<b>4</b>	<b>697</b>
<b>OHIO</b>								
Beaver Dam Nursing and Rehab Center	0	0	0	0	2	730	1	315
<b>OHIO County Total:</b>	<b>0</b>	<b>0</b>	<b>0</b>	<b>0</b>	<b>2</b>	<b>730</b>	<b>1</b>	<b>315</b>
<b>River Valley CMHC Total:</b>	<b>30</b>	<b>7,458</b>	<b>7</b>	<b>1,871</b>	<b>146</b>	<b>40,838</b>	<b>81</b>	<b>19,884</b>
<b>Seven Counties</b>								
<b>BULLITT</b>								
Colonial House of Shepherdsville	0	0	0	0	31	11315	27	9855
<b>BULLITT County Total:</b>	<b>0</b>	<b>0</b>	<b>0</b>	<b>0</b>	<b>31</b>	<b>11,315</b>	<b>27</b>	<b>9,855</b>

\*CMHC - Community Mental Health Center

\*SMI - Severe Mental Illness

\*State Supp - Supplementation for needy persons who are aged, blind or have a disability (KRS 205.245)

**2019 ANNUAL KENTUCKY LONG TERM CARE UTILIZATION AND SERVICE REPORT**

**Table 2DD - Personal Care Bed Census by Gender & Ages 18 - 64**

**Patients With SMI Receiving State Supplementation**

CMHC Region / County / Facility	18-34				35-64			
	Male SMI State Supp Census	Male SMI State Supp Inpatient Days	Female SMI State Supp Census	Female SMI State Supp Inpatient Days	Male SMI State Supp Census	Male SMI State Supp Inpatient Days	Female SMI State Supp Census	Female SMI State Supp Inpatient Days
<b>JEFFERSON</b>								
Anthology of Louisville	0	0	0	0	0	0	0	0
Atria Blankenbaker	0	0	0	0	0	0	0	0
Barton House of Louisville #1	0	0	0	0	0	0	0	0
Belmont Village	0	0	0	0	0	0	0	0
Brookdale Stonestreet	0	0	0	0	0	0	0	0
Eastern Star Home in KY	0	0	0	0	0	0	0	0
Episcopal Church Home	0	0	0	0	0	0	0	0
Exceptional Senior Living - Prospect	0	0	0	0	0	0	0	0
Forest Hills Commons	0	0	0	0	0	0	0	0
Forest Springs Health Campus	0	0	0	0	0	0	0	0
Glen Ridge Health Campus	0	0	0	0	0	0	0	0
Hallmark House Louisville II	0	0	0	0	0	0	0	0
Heartsong Memory Care	0	0	0	0	0	0	0	0
Little Sisters of the Poor	0	0	0	0	0	0	0	0
Louisville Protestant Altenheim	0	0	0	0	0	0	0	0
Masonic Home of Louisville	0	0	0	0	0	0	2	725
Morning Pointe Of Louisville At South	0	0	0	0	0	0	0	0
Nazareth Home	0	0	0	0	0	0	0	0
Nazareth Home Clifton	0	0	0	0	0	0	0	0
Park Louisville	0	0	0	0	0	0	0	0
Parr's at Springhurst	0	0	0	0	0	0	0	0
Rose Anna Hughes Home/Westminster	0	0	0	0	0	0	0	0
Sunrise of Louisville	0	0	0	0	0	0	0	0
Symphony at Oaklawn	0	0	0	0	0	0	0	0
Symphony at Valley Farms	0	0	0	0	0	0	0	0
The Forum at Brookside	0	0	0	0	0	0	0	0
The Lantern At Morning Pointe (Louisville)	0	0	0	0	0	0	0	0
The Legacy at English Station	0	0	0	0	0	0	0	0
Treyton Oaks Towers	0	0	0	0	0	0	0	0

\*CMHC - Community Mental Health Center

\*SMI - Severe Mental Illness

\*State Supp - Supplementation for needy persons who are aged, blind or have a disability (KRS 205.245)

**2019 ANNUAL KENTUCKY LONG TERM CARE UTILIZATION AND SERVICE REPORT**

**Table 2DD - Personal Care Bed Census by Gender & Ages 18 - 64**

**Patients With SMI Receiving State Supplementation**

CMHC Region / County / Facility	18-34				35-64			
	Male SMI State Supp Census	Male SMI State Supp Inpatient Days	Female SMI State Supp Census	Female SMI State Supp Inpatient Days	Male SMI State Supp Census	Male SMI State Supp Inpatient Days	Female SMI State Supp Census	Female SMI State Supp Inpatient Days
Wesley Manor	0	0	0	0	0	0	0	0
Westport Place Health Campus	0	0	0	0	0	0	0	0
<b>JEFFERSON County Total:</b>	<b>0</b>	<b>0</b>	<b>0</b>	<b>0</b>	<b>0</b>	<b>0</b>	<b>2</b>	<b>725</b>
<b>SHELBY</b>								
Colonial Hall Manor	0	0	1	36	27	6567	12	3449
Masonic Home of Shelbyville	0	0	0	0	0	0	0	0
<b>SHELBY County Total:</b>	<b>0</b>	<b>0</b>	<b>1</b>	<b>36</b>	<b>27</b>	<b>6,567</b>	<b>12</b>	<b>3,449</b>
<b>Seven Counties CMHC Total:</b>	<b>0</b>	<b>0</b>	<b>1</b>	<b>36</b>	<b>58</b>	<b>17,882</b>	<b>41</b>	<b>14,029</b>
<b>State Total</b>	<b>137</b>	<b>34,243</b>	<b>107</b>	<b>30,046</b>	<b>923</b>	<b>271,102</b>	<b>625</b>	<b>179,641</b>

\*CMHC - Community Mental Health Center

\*SMI - Severe Mental Illness

\*State Supp - Supplementation for needy persons who are aged, blind or have a disability (KRS 205.245)

## 2019 ANNUAL KENTUCKY LONG TERM CARE UTILIZATION AND SERVICE REPORT

### Table 2E - Personal Care Bed Census With SMI by Gender & Ages 65 & Older

CMHC Region / County / Facility	65-84				85 & Older			
	Male SMI Census	Male SMI Inpatient Days	Female SMI Census	Female SMI Inpatient Days	Male SMI Census	Male SMI Inpatient Days	Female SMI Census	Female SMI Inpatient Days
<b>Adanta</b>								
<b>MCCREARY</b>								
Cumberland Manor Rest Home	6	712	1	316	0	0	0	0
<b>MCCREARY County Total:</b>	<b>6</b>	<b>712</b>	<b>1</b>	<b>316</b>	<b>0</b>	<b>0</b>	<b>0</b>	<b>0</b>
<b>PULASKI</b>								
Crestview Personal Care	2	619	11	2546	0	0	0	0
Somerview Personal Care Home	1	252	4	1010	0	0	0	0
<b>PULASKI County Total:</b>	<b>3</b>	<b>871</b>	<b>15</b>	<b>3,556</b>	<b>0</b>	<b>0</b>	<b>0</b>	<b>0</b>
<b>TAYLOR</b>								
Bluegrass Way	0	0	0	0	0	0	0	0
<b>TAYLOR County Total:</b>	<b>0</b>	<b>0</b>	<b>0</b>	<b>0</b>	<b>0</b>	<b>0</b>	<b>0</b>	<b>0</b>
<b>WAYNE</b>								
Dishman Personal Care Home	11	3965	6	2190	0	0	0	0
Hicks' Golden Years Nursing Home	0	0	0	0	0	0	0	0
<b>WAYNE County Total:</b>	<b>11</b>	<b>3,965</b>	<b>6</b>	<b>2,190</b>	<b>0</b>	<b>0</b>	<b>0</b>	<b>0</b>
<b>Adanta CMHC Total:</b>	<b>20</b>	<b>5,548</b>	<b>22</b>	<b>6,062</b>	<b>0</b>	<b>0</b>	<b>0</b>	<b>0</b>
<b>Bluegrass</b>								
<b>ANDERSON</b>								
Signature Healthcare at Heritage Hall Rehab	0	0	0	0	0	0	0	0
<b>ANDERSON County Total:</b>	<b>0</b>	<b>0</b>	<b>0</b>	<b>0</b>	<b>0</b>	<b>0</b>	<b>0</b>	<b>0</b>
<b>BOURBON</b>								
Bourbon Heights	0	0	0	0	0	0	0	0
<b>BOURBON County Total:</b>	<b>0</b>	<b>0</b>	<b>0</b>	<b>0</b>	<b>0</b>	<b>0</b>	<b>0</b>	<b>0</b>
<b>BOYLE</b>								
McDowell Place of Danville	0	0	0	0	0	0	0	0
Morning Pointe of Danville	0	0	0	0	0	0	0	0
<b>BOYLE County Total:</b>	<b>0</b>	<b>0</b>	<b>0</b>	<b>0</b>	<b>0</b>	<b>0</b>	<b>0</b>	<b>0</b>
<b>ESTILL</b>								
Irvine Nursing and Rehabilitation	0	0	0	0	0	0	0	0
<b>ESTILL County Total:</b>	<b>0</b>	<b>0</b>	<b>0</b>	<b>0</b>	<b>0</b>	<b>0</b>	<b>0</b>	<b>0</b>
<b>FAYETTE</b>								
Cedarhurst of Beaumont	0	0	0	0	0	0	0	0

\*CMHC - Community Mental Health Center

\*SMI - Severe Mental Illness

## 2019 ANNUAL KENTUCKY LONG TERM CARE UTILIZATION AND SERVICE REPORT

### Table 2E - Personal Care Bed Census With SMI by Gender & Ages 65 & Older

CMHC Region / County / Facility	65-84				85 & Older			
	Male SMI Census	Male SMI Inpatient Days	Female SMI Census	Female SMI Inpatient Days	Male SMI Census	Male SMI Inpatient Days	Female SMI Census	Female SMI Inpatient Days
Central Ky Recovery Center Unit 1	1	41	3	549	0	0	0	0
Central KY Recovery Center Unit 2	2	414	3	287	0	0	0	0
Lantern at Morning Pointe Alz and Memory Care	0	0	0	0	0	0	0	0
Legacy Reserve at Fritz Farm	0	0	0	0	0	0	0	0
Lexington Country Place	0	0	0	0	0	0	0	0
Mayfair Village Retirement Center	0	0	0	0	0	0	0	0
Morning Pointe of Lexington	0	0	0	0	0	0	0	0
Morning Pointe of Lexington East	0	0	0	0	0	0	0	0
Richmond Place Senior Living	0	0	0	0	0	0	0	0
Signature Healthcare At Tanbark Rehab	0	0	0	0	0	0	0	0
The Breckinridge	0	0	0	0	0	0	0	0
The Legacy At The Willows	0	0	0	0	0	0	0	0
The Willows At Fritz Farm	0	0	0	0	0	0	0	0
The Willows at Hamburg	0	0	0	0	0	0	0	0
Willows at Citation	0	0	0	0	0	0	0	0
<b>FAYETTE County Total:</b>	<b>3</b>	<b>455</b>	<b>6</b>	<b>836</b>	<b>0</b>	<b>0</b>	<b>0</b>	<b>0</b>
<b>FRANKLIN</b>								
Dominion Senior Living of Frankfort	0	0	0	0	0	0	0	0
Morning Pointe of Frankfort	0	0	0	0	0	0	0	0
The Lantern at Morning Pointe of Frankfort	0	0	0	0	0	0	0	0
<b>FRANKLIN County Total:</b>	<b>0</b>	<b>0</b>	<b>0</b>	<b>0</b>	<b>0</b>	<b>0</b>	<b>0</b>	<b>0</b>
<b>HARRISON</b>								
Cedar Ridge Health Campus	0	0	0	0	0	0	0	0
Parkside Manor	1	365	3	759	1	365	0	0
Shady Lawn Home	12	3963	2	133	0	0	0	0
<b>HARRISON County Total:</b>	<b>13</b>	<b>4,328</b>	<b>5</b>	<b>892</b>	<b>1</b>	<b>365</b>	<b>0</b>	<b>0</b>
<b>JESSAMINE</b>								
Bridgepointe At Ashgrove Woods	0	0	0	0	0	0	0	0
Rose Terrace Lodge	10	3434	14	3955	0	0	0	0
Wesley Village	0	0	0	0	0	0	0	0
<b>JESSAMINE County Total:</b>	<b>10</b>	<b>3,434</b>	<b>14</b>	<b>3,955</b>	<b>0</b>	<b>0</b>	<b>0</b>	<b>0</b>

\*CMHC - Community Mental Health Center

\*SMI - Severe Mental Illness



## 2019 ANNUAL KENTUCKY LONG TERM CARE UTILIZATION AND SERVICE REPORT

### Table 2E - Personal Care Bed Census With SMI by Gender & Ages 65 & Older

CMHC Region / County / Facility	65-84				85 & Older			
	Male SMI Census	Male SMI Inpatient Days	Female SMI Census	Female SMI Inpatient Days	Male SMI Census	Male SMI Inpatient Days	Female SMI Census	Female SMI Inpatient Days
<b>LINCOLN</b>								
Waynesburg Manor	3	1095	3	1095	0	0	0	0
<b>LINCOLN County Total:</b>	<b>3</b>	<b>1,095</b>	<b>3</b>	<b>1,095</b>	<b>0</b>	<b>0</b>	<b>0</b>	<b>0</b>
<b>MADISON</b>								
Dominion Senior Living of Richmond	0	0	0	0	0	0	0	0
Morning Pointe of Richmond	0	0	0	0	0	0	0	0
Telford Terrace	0	0	0	0	0	0	6	1031
<b>MADISON County Total:</b>	<b>0</b>	<b>0</b>	<b>0</b>	<b>0</b>	<b>0</b>	<b>0</b>	<b>6</b>	<b>1,031</b>
<b>MERCER</b>								
The Willows at Harrodsburg	0	0	0	0	0	0	0	0
<b>MERCER County Total:</b>	<b>0</b>	<b>0</b>	<b>0</b>	<b>0</b>	<b>0</b>	<b>0</b>	<b>0</b>	<b>0</b>
<b>POWELL</b>								
Stanton Nursing and Rehabilitation Center	0	0	1	365	0	0	0	0
<b>POWELL County Total:</b>	<b>0</b>	<b>0</b>	<b>1</b>	<b>365</b>	<b>0</b>	<b>0</b>	<b>0</b>	<b>0</b>
<b>SCOTT</b>								
The Meadows At Windsor Gardens	0	0	0	0	0	0	0	0
<b>SCOTT County Total:</b>	<b>0</b>	<b>0</b>	<b>0</b>	<b>0</b>	<b>0</b>	<b>0</b>	<b>0</b>	<b>0</b>
<b>WOODFORD</b>								
Taylor Manor Nursing Home	0	0	0	0	0	0	0	0
The Homeplace At Midway	0	0	0	0	0	0	0	0
<b>WOODFORD County Total:</b>	<b>0</b>	<b>0</b>	<b>0</b>	<b>0</b>	<b>0</b>	<b>0</b>	<b>0</b>	<b>0</b>
<b>Bluegrass CMHC Total:</b>	<b>29</b>	<b>9,312</b>	<b>29</b>	<b>7,143</b>	<b>1</b>	<b>365</b>	<b>6</b>	<b>1,031</b>
<b>Communicare</b>								
<b>GRAYSON</b>								
Grayson Manor	2	450	3	1071	0	0	1	365
<b>GRAYSON County Total:</b>	<b>2</b>	<b>450</b>	<b>3</b>	<b>1,071</b>	<b>0</b>	<b>0</b>	<b>1</b>	<b>365</b>
<b>HARDIN</b>								
Signature Healthcare at North Hardin Rehab	0	0	0	0	0	0	0	0
<b>HARDIN County Total:</b>	<b>0</b>	<b>0</b>	<b>0</b>	<b>0</b>	<b>0</b>	<b>0</b>	<b>0</b>	<b>0</b>
<b>MARION</b>								
Loretto Motherhouse Infirmary	0	0	2	657	0	0	4	1243

\*CMHC - Community Mental Health Center

\*SMI - Severe Mental Illness

## 2019 ANNUAL KENTUCKY LONG TERM CARE UTILIZATION AND SERVICE REPORT

### Table 2E - Personal Care Bed Census With SMI by Gender & Ages 65 & Older

CMHC Region / County / Facility	65-84				85 & Older			
	Male SMI Census	Male SMI Inpatient Days	Female SMI Census	Female SMI Inpatient Days	Male SMI Census	Male SMI Inpatient Days	Female SMI Census	Female SMI Inpatient Days
The Village of Lebanon II	0	0	0	0	0	0	0	0
<b>MARION County Total:</b>	<b>0</b>	<b>0</b>	<b>2</b>	<b>657</b>	<b>0</b>	<b>0</b>	<b>4</b>	<b>1,243</b>
<b>MEADE</b>								
Brandenburg Nursing and Rehabilitation	0	0	1	113	0	0	0	0
<b>MEADE County Total:</b>	<b>0</b>	<b>0</b>	<b>1</b>	<b>113</b>	<b>0</b>	<b>0</b>	<b>0</b>	<b>0</b>
<b>NELSON</b>								
Windsor Gardens CCRC	0	0	0	0	0	0	0	0
<b>NELSON County Total:</b>	<b>0</b>	<b>0</b>	<b>0</b>	<b>0</b>	<b>0</b>	<b>0</b>	<b>0</b>	<b>0</b>
<b>WASHINGTON</b>								
Sansbury Care Center	0	0	0	0	0	0	0	0
<b>WASHINGTON County Total:</b>	<b>0</b>	<b>0</b>	<b>0</b>	<b>0</b>	<b>0</b>	<b>0</b>	<b>0</b>	<b>0</b>
<b>Communicare CMHC Total:</b>	<b>2</b>	<b>450</b>	<b>6</b>	<b>1,841</b>	<b>0</b>	<b>0</b>	<b>5</b>	<b>1,608</b>
<b>Cumberland River</b>								
<b>BELL</b>								
Generations Center of Middlesboro	14	5110	7	2555	0	0	0	0
<b>BELL County Total:</b>	<b>14</b>	<b>5,110</b>	<b>7</b>	<b>2,555</b>	<b>0</b>	<b>0</b>	<b>0</b>	<b>0</b>
<b>HARLAN</b>								
The Laurels	16	5840	18	6570	0	0	1	365
<b>HARLAN County Total:</b>	<b>16</b>	<b>5,840</b>	<b>18</b>	<b>6,570</b>	<b>0</b>	<b>0</b>	<b>1</b>	<b>365</b>
<b>KNOX</b>								
Christian Health Center - Corbin	0	0	1	365	0	0	0	0
<b>KNOX County Total:</b>	<b>0</b>	<b>0</b>	<b>1</b>	<b>365</b>	<b>0</b>	<b>0</b>	<b>0</b>	<b>0</b>
<b>Cumberland River CMHC Total:</b>	<b>30</b>	<b>10,950</b>	<b>26</b>	<b>9,490</b>	<b>0</b>	<b>0</b>	<b>1</b>	<b>365</b>
<b>Four Rivers</b>								
<b>CALLOWAY</b>								
Fern Terrace of Murray	9	2876	6	840	0	0	0	0
Gardens At Hickory Woods	0	0	0	0	0	0	0	0
<b>CALLOWAY County Total:</b>	<b>9</b>	<b>2,876</b>	<b>6</b>	<b>840</b>	<b>0</b>	<b>0</b>	<b>0</b>	<b>0</b>
<b>CARLISLE</b>								
Countryside Center	0	0	0	0	0	0	0	0
<b>CARLISLE County Total:</b>	<b>0</b>	<b>0</b>	<b>0</b>	<b>0</b>	<b>0</b>	<b>0</b>	<b>0</b>	<b>0</b>

\*CMHC - Community Mental Health Center

\*SMI - Severe Mental Illness

## 2019 ANNUAL KENTUCKY LONG TERM CARE UTILIZATION AND SERVICE REPORT

### Table 2E - Personal Care Bed Census With SMI by Gender & Ages 65 & Older

CMHC Region / County / Facility	65-84				85 & Older			
	Male SMI Census	Male SMI Inpatient Days	Female SMI Census	Female SMI Inpatient Days	Male SMI Census	Male SMI Inpatient Days	Female SMI Census	Female SMI Inpatient Days
<b>GRAVES</b>								
Fern Terrace of Mayfield	2	730	0	0	0	0	0	0
<b>GRAVES County Total:</b>	<b>2</b>	<b>730</b>	<b>0</b>	<b>0</b>	<b>0</b>	<b>0</b>	<b>0</b>	<b>0</b>
<b>HICKMAN</b>								
Clinton Hickman County Nursing Facility	0	0	0	0	0	0	0	0
Clinton Place	0	0	0	0	0	0	0	0
<b>HICKMAN County Total:</b>	<b>0</b>	<b>0</b>	<b>0</b>	<b>0</b>	<b>0</b>	<b>0</b>	<b>0</b>	<b>0</b>
<b>MCCRACKEN</b>								
Gaither Suites at West Park	0	0	0	0	0	0	0	0
<b>MCCRACKEN County Total:</b>	<b>0</b>	<b>0</b>	<b>0</b>	<b>0</b>	<b>0</b>	<b>0</b>	<b>0</b>	<b>0</b>
<b>Four Rivers CMHC Total:</b>	<b>11</b>	<b>3,606</b>	<b>6</b>	<b>840</b>	<b>0</b>	<b>0</b>	<b>0</b>	<b>0</b>
<b>Kentucky River</b>								
<b>KNOTT</b>								
Golden Years Rest Home	16	5084	8	2049	0	0	0	0
<b>KNOTT County Total:</b>	<b>16</b>	<b>5,084</b>	<b>8</b>	<b>2,049</b>	<b>0</b>	<b>0</b>	<b>0</b>	<b>0</b>
<b>OWSLEY</b>								
Owsley County Health Care Center	0	0	0	0	0	0	0	0
<b>OWSLEY County Total:</b>	<b>0</b>	<b>0</b>	<b>0</b>	<b>0</b>	<b>0</b>	<b>0</b>	<b>0</b>	<b>0</b>
<b>Kentucky River CMHC Total:</b>	<b>16</b>	<b>5,084</b>	<b>8</b>	<b>2,049</b>	<b>0</b>	<b>0</b>	<b>0</b>	<b>0</b>
<b>LifeSkills</b>								
<b>ALLEN</b>								
Cornerstone Manor	8	821	5	608	2	399	0	0
Scottsville Manor	9	2372	4	837	0	0	0	0
<b>ALLEN County Total:</b>	<b>17</b>	<b>3,193</b>	<b>9</b>	<b>1,445</b>	<b>2</b>	<b>399</b>	<b>0</b>	<b>0</b>
<b>BARREN</b>								
NHC HealthCare, Glasgow	1	16	0	0	0	0	0	0
<b>BARREN County Total:</b>	<b>1</b>	<b>16</b>	<b>0</b>	<b>0</b>	<b>0</b>	<b>0</b>	<b>0</b>	<b>0</b>
<b>EDMONSON</b>								
Edmonson Center	0	0	0	0	0	0	0	0
<b>EDMONSON County Total:</b>	<b>0</b>	<b>0</b>	<b>0</b>	<b>0</b>	<b>0</b>	<b>0</b>	<b>0</b>	<b>0</b>
<b>HART</b>								
Hart County Manor	3	998	2	730	1	365	1	365
<b>HART County Total:</b>	<b>3</b>	<b>998</b>	<b>2</b>	<b>730</b>	<b>1</b>	<b>365</b>	<b>1</b>	<b>365</b>

\*CMHC - Community Mental Health Center

\*SMI - Severe Mental Illness

## 2019 ANNUAL KENTUCKY LONG TERM CARE UTILIZATION AND SERVICE REPORT

### Table 2E - Personal Care Bed Census With SMI by Gender & Ages 65 & Older

CMHC Region / County / Facility	65-84				85 & Older			
	Male SMI Census	Male SMI Inpatient Days	Female SMI Census	Female SMI Inpatient Days	Male SMI Census	Male SMI Inpatient Days	Female SMI Census	Female SMI Inpatient Days
<b>METCALFE</b>								
Harper's Home for the Aged	0	0	0	0	0	0	0	0
Metcalfe Health Care Center	0	0	0	0	0	0	0	0
<b>METCALFE County Total:</b>	<b>0</b>	<b>0</b>	<b>0</b>	<b>0</b>	<b>0</b>	<b>0</b>	<b>0</b>	<b>0</b>
<b>SIMPSON</b>								
Lewis Memorial Methodist Home	0	0	10	3312	0	0	3	687
<b>SIMPSON County Total:</b>	<b>0</b>	<b>0</b>	<b>10</b>	<b>3,312</b>	<b>0</b>	<b>0</b>	<b>3</b>	<b>687</b>
<b>WARREN</b>								
Christian Health Center, Bowling Green	0	0	0	0	0	0	0	0
Fern Terrace of Bowling Green	13	4745	28	10220	0	0	2	730
The Haven At Massey Springs	2	126	4	984	1	365	7	1660
<b>WARREN County Total:</b>	<b>15</b>	<b>4,871</b>	<b>32</b>	<b>11,204</b>	<b>1</b>	<b>365</b>	<b>9</b>	<b>2,390</b>
<b>LifeSkills CMHC Total:</b>	<b>36</b>	<b>9,078</b>	<b>53</b>	<b>16,691</b>	<b>4</b>	<b>1,129</b>	<b>13</b>	<b>3,442</b>
<b>Mountain</b>								
<b>JOHNSON</b>								
Venture Home of Paintsville	9	2090	11	1400	0	0	1	365
<b>JOHNSON County Total:</b>	<b>9</b>	<b>2,090</b>	<b>11</b>	<b>1,400</b>	<b>0</b>	<b>0</b>	<b>1</b>	<b>365</b>
<b>MAGOFFIN</b>								
Salyersville Nursing and Rehabilitation	0	0	0	0	0	0	0	0
<b>MAGOFFIN County Total:</b>	<b>0</b>	<b>0</b>	<b>0</b>	<b>0</b>	<b>0</b>	<b>0</b>	<b>0</b>	<b>0</b>
<b>MARTIN</b>								
Martin County Health Care Facility	0	0	0	0	0	0	0	0
<b>MARTIN County Total:</b>	<b>0</b>	<b>0</b>	<b>0</b>	<b>0</b>	<b>0</b>	<b>0</b>	<b>0</b>	<b>0</b>
<b>PIKE</b>								
Good Shepherd Community Nursing	0	0	0	0	0	0	0	0
<b>PIKE County Total:</b>	<b>0</b>	<b>0</b>	<b>0</b>	<b>0</b>	<b>0</b>	<b>0</b>	<b>0</b>	<b>0</b>
<b>Mountain CMHC Total:</b>	<b>9</b>	<b>2,090</b>	<b>11</b>	<b>1,400</b>	<b>0</b>	<b>0</b>	<b>1</b>	<b>365</b>
<b>NorthKey</b>								
<b>BOONE</b>								
Colonial Gardens	0	0	0	0	0	0	0	0
Dominion Senior Living of Florence	0	0	0	0	0	0	0	0
<b>BOONE County Total:</b>	<b>0</b>	<b>0</b>	<b>0</b>	<b>0</b>	<b>0</b>	<b>0</b>	<b>0</b>	<b>0</b>

\*CMHC - Community Mental Health Center

\*SMI - Severe Mental Illness

## 2019 ANNUAL KENTUCKY LONG TERM CARE UTILIZATION AND SERVICE REPORT

### Table 2E - Personal Care Bed Census With SMI by Gender & Ages 65 & Older

CMHC Region / County / Facility	65-84				85 & Older			
	Male SMI Census	Male SMI Inpatient Days	Female SMI Census	Female SMI Inpatient Days	Male SMI Census	Male SMI Inpatient Days	Female SMI Census	Female SMI Inpatient Days
<b>CAMPBELL</b>								
Carmel Manor	0	0	1	292	0	0	1	66
The Seasons at Alexandria	0	0	0	0	0	0	0	0
<b>CAMPBELL County Total:</b>	<b>0</b>	<b>0</b>	<b>1</b>	<b>292</b>	<b>0</b>	<b>0</b>	<b>1</b>	<b>66</b>
<b>CARROLL</b>								
Carrollton Manor	8	2909	12	1112	0	0	0	0
Valley Haven Rest Home	30	10950	0	0	3	1095	0	0
<b>CARROLL County Total:</b>	<b>38</b>	<b>13,859</b>	<b>12</b>	<b>1,112</b>	<b>3</b>	<b>1,095</b>	<b>0</b>	<b>0</b>
<b>GRANT</b>								
Jonesville Rest Home	1	43	1	365	0	0	0	0
<b>GRANT County Total:</b>	<b>1</b>	<b>43</b>	<b>1</b>	<b>365</b>	<b>0</b>	<b>0</b>	<b>0</b>	<b>0</b>
<b>KENTON</b>								
Brookdale Edgewood	0	0	0	0	0	0	0	0
Covington Ladies Home	0	0	0	0	0	0	0	0
Emerald Trace	0	0	0	0	0	0	0	0
Ivy Knoll	6	874	1	170	1	151	1	82
Madonna Manor	0	0	0	0	0	0	1	365
Regency Manor	3	1095	8	1916	0	0	0	0
Regency Manor North	2	730	3	813	0	0	0	0
St Charles Care Center	0	0	0	0	0	0	0	0
<b>KENTON County Total:</b>	<b>11</b>	<b>2,699</b>	<b>12</b>	<b>2,899</b>	<b>1</b>	<b>151</b>	<b>2</b>	<b>447</b>
<b>PENDLETON</b>								
Falmouth Personal Care Home	3	785	1	365	0	0	0	0
The Front Gate	5	1825	4	1460	0	0	0	0
<b>PENDLETON County Total:</b>	<b>8</b>	<b>2,610</b>	<b>5</b>	<b>1,825</b>	<b>0</b>	<b>0</b>	<b>0</b>	<b>0</b>
<b>NorthKey CMHC Total:</b>	<b>58</b>	<b>19,211</b>	<b>31</b>	<b>6,493</b>	<b>4</b>	<b>1,246</b>	<b>3</b>	<b>513</b>
<b>Pathways</b>								
<b>BOYD</b>								
Artrips Personal Care Home	4	1460	4	1460	0	0	1	365
Hamilton's Personal Care Home	2	730	1	365	0	0	0	0
King's Daughters And Sons Home	0	0	0	0	0	0	0	0
<b>BOYD County Total:</b>	<b>6</b>	<b>2,190</b>	<b>5</b>	<b>1,825</b>	<b>0</b>	<b>0</b>	<b>1</b>	<b>365</b>

\*CMHC - Community Mental Health Center

\*SMI - Severe Mental Illness

## 2019 ANNUAL KENTUCKY LONG TERM CARE UTILIZATION AND SERVICE REPORT

### Table 2E - Personal Care Bed Census With SMI by Gender & Ages 65 & Older

CMHC Region / County / Facility	65-84				85 & Older			
	Male SMI Census	Male SMI Inpatient Days	Female SMI Census	Female SMI Inpatient Days	Male SMI Census	Male SMI Inpatient Days	Female SMI Census	Female SMI Inpatient Days
<b>GREENUP</b>								
Frasure's Personal Care Home	13	3908	12	3469	0	0	0	0
Morning Pointe Of Russell	0	0	0	0	0	0	0	0
Russell Convalescent Home	0	0	0	0	0	0	0	0
The Lantern At Morning Pointe	0	0	0	0	0	0	1	365
Trinity Station Retirement Community	0	0	0	0	0	0	0	0
<b>GREENUP County Total:</b>	<b>13</b>	<b>3,908</b>	<b>12</b>	<b>3,469</b>	<b>0</b>	<b>0</b>	<b>1</b>	<b>365</b>
<b>LAWRENCE</b>								
The Jordan Center	0	0	0	0	0	0	0	0
<b>LAWRENCE County Total:</b>	<b>0</b>	<b>0</b>	<b>0</b>	<b>0</b>	<b>0</b>	<b>0</b>	<b>0</b>	<b>0</b>
<b>MENIFEE</b>								
Edgewood Estates	0	0	0	0	0	0	0	0
<b>MENIFEE County Total:</b>	<b>0</b>	<b>0</b>	<b>0</b>	<b>0</b>	<b>0</b>	<b>0</b>	<b>0</b>	<b>0</b>
<b>MONTGOMERY</b>								
Regency Memory Care	0	0	0	0	0	0	0	0
<b>MONTGOMERY County Total:</b>	<b>0</b>	<b>0</b>	<b>0</b>	<b>0</b>	<b>0</b>	<b>0</b>	<b>0</b>	<b>0</b>
<b>MORGAN</b>								
West Liberty Nursing and Rehabilitation	1	1	1	1	0	0	0	0
<b>MORGAN County Total:</b>	<b>1</b>	<b>1</b>	<b>1</b>	<b>1</b>	<b>0</b>	<b>0</b>	<b>0</b>	<b>0</b>
<b>Pathways CMHC Total:</b>	<b>20</b>	<b>6,099</b>	<b>18</b>	<b>5,295</b>	<b>0</b>	<b>0</b>	<b>2</b>	<b>730</b>
<b>Pennyroyal</b>								
<b>CALDWELL</b>								
Highland Homes, Inc.	23	8395	8	2920	0	0	0	0
<b>CALDWELL County Total:</b>	<b>23</b>	<b>8,395</b>	<b>8</b>	<b>2,920</b>	<b>0</b>	<b>0</b>	<b>0</b>	<b>0</b>
<b>CHRISTIAN</b>								
Christian County Manor	4	1287	3	969	0	0	0	0
Christian Health Center, Hopkinsville	0	0	0	0	0	0	0	0
Pennyrile Home	5	1433	14	4729	0	0	1	301
<b>CHRISTIAN County Total:</b>	<b>9</b>	<b>2,720</b>	<b>17</b>	<b>5,698</b>	<b>0</b>	<b>0</b>	<b>1</b>	<b>301</b>
<b>CRITTENDEN</b>								
Crittenden County Health and	0	0	0	0	0	0	0	0
<b>CRITTENDEN County Total:</b>	<b>0</b>	<b>0</b>	<b>0</b>	<b>0</b>	<b>0</b>	<b>0</b>	<b>0</b>	<b>0</b>

\*CMHC - Community Mental Health Center

\*SMI - Severe Mental Illness

## 2019 ANNUAL KENTUCKY LONG TERM CARE UTILIZATION AND SERVICE REPORT

### Table 2E - Personal Care Bed Census With SMI by Gender & Ages 65 & Older

CMHC Region / County / Facility	65-84				85 & Older			
	Male SMI Census	Male SMI Inpatient Days	Female SMI Census	Female SMI Inpatient Days	Male SMI Census	Male SMI Inpatient Days	Female SMI Census	Female SMI Inpatient Days
<b>HOPKINS</b>								
The Homestead	3	852	3	852	0	0	0	0
The Oaks PCH/Madisonville	4	1370	1	365	0	0	0	0
<b>HOPKINS County Total:</b>	<b>7</b>	<b>2,222</b>	<b>4</b>	<b>1,217</b>	<b>0</b>	<b>0</b>	<b>0</b>	<b>0</b>
<b>MUHLENBERG</b>								
Diversicare of Greenville	2	530	1	70	0	0	0	0
Sparks Nursing Center	0	0	2	730	0	0	1	365
<b>MUHLENBERG County Total:</b>	<b>2</b>	<b>530</b>	<b>3</b>	<b>800</b>	<b>0</b>	<b>0</b>	<b>1</b>	<b>365</b>
<b>TRIGG</b>								
Better Senior Living	17	5443	7	2344	1	365	0	0
<b>TRIGG County Total:</b>	<b>17</b>	<b>5,443</b>	<b>7</b>	<b>2,344</b>	<b>1</b>	<b>365</b>	<b>0</b>	<b>0</b>
<b>Pennyroyal CMHC Total:</b>	<b>58</b>	<b>19,310</b>	<b>39</b>	<b>12,979</b>	<b>1</b>	<b>365</b>	<b>2</b>	<b>666</b>
<b>River Valley</b>								
<b>DAVIESS</b>								
Carmel Home	0	0	0	0	0	0	0	0
Davco Rest Home	10	2975	12	4201	0	0	0	0
Fern Terrace of Owensboro	12	3681	18	3831	0	0	0	0
Owensboro Center	3	1095	2	730	0	0	0	0
Rosedale Rest Home	5	1265	2	399	0	0	0	0
<b>DAVIESS County Total:</b>	<b>30</b>	<b>9,016</b>	<b>34</b>	<b>9,161</b>	<b>0</b>	<b>0</b>	<b>0</b>	<b>0</b>
<b>HANCOCK</b>								
The Oaks PCH/Lewisport	4	1347	2	442	0	0	0	0
<b>HANCOCK County Total:</b>	<b>4</b>	<b>1,347</b>	<b>2</b>	<b>442</b>	<b>0</b>	<b>0</b>	<b>0</b>	<b>0</b>
<b>HENDERSON</b>								
Henderson Manor	4	730	9	3285	2	220	1	303
<b>HENDERSON County Total:</b>	<b>4</b>	<b>730</b>	<b>9</b>	<b>3,285</b>	<b>2</b>	<b>220</b>	<b>1</b>	<b>303</b>
<b>MCLEAN</b>								
Sunny Acres	3	668	0	0	0	0	0	0
<b>MCLEAN County Total:</b>	<b>3</b>	<b>668</b>	<b>0</b>	<b>0</b>	<b>0</b>	<b>0</b>	<b>0</b>	<b>0</b>
<b>OHIO</b>								
Beaver Dam Nursing and Rehab Center	0	0	1	365	0	0	0	0
<b>OHIO County Total:</b>	<b>0</b>	<b>0</b>	<b>1</b>	<b>365</b>	<b>0</b>	<b>0</b>	<b>0</b>	<b>0</b>
<b>River Valley CMHC Total:</b>	<b>41</b>	<b>11,761</b>	<b>46</b>	<b>13,253</b>	<b>2</b>	<b>220</b>	<b>1</b>	<b>303</b>

\*CMHC - Community Mental Health Center

\*SMI - Severe Mental Illness

## 2019 ANNUAL KENTUCKY LONG TERM CARE UTILIZATION AND SERVICE REPORT

### Table 2E - Personal Care Bed Census With SMI by Gender & Ages 65 & Older

CMHC Region / County / Facility	65-84				85 & Older			
	Male SMI Census	Male SMI Inpatient Days	Female SMI Census	Female SMI Inpatient Days	Male SMI Census	Male SMI Inpatient Days	Female SMI Census	Female SMI Inpatient Days
Seven Counties								
<b>BULLITT</b>								
Colonial House of Shepherdsville	3	1095	3	1095	0	0	1	365
<b>BULLITT County Total:</b>	<b>3</b>	<b>1,095</b>	<b>3</b>	<b>1,095</b>	<b>0</b>	<b>0</b>	<b>1</b>	<b>365</b>
<b>JEFFERSON</b>								
Anthology of Louisville	0	0	0	0	0	0	0	0
Atria Blankenbaker	0	0	0	0	0	0	0	0
Barton House of Louisville #1	0	0	0	0	0	0	0	0
Belmont Village	0	0	0	0	0	0	0	0
Brookdale Stonestreet	0	0	0	0	0	0	0	0
Eastern Star Home in KY	0	0	0	0	0	0	0	0
Episcopal Church Home	0	0	0	0	0	0	0	0
Exceptional Senior Living - Prospect	0	0	0	0	0	0	0	0
Forest Hills Commons	1	365	0	0	0	0	0	0
Forest Springs Health Campus	3	531	6	1031	5	1457	2	254
Glen Ridge Health Campus	0	0	0	0	0	0	0	0
Hallmark House Louisville II	0	0	0	0	0	0	0	0
Heartsong Memory Care	4	878	8	1464	0	0	4	920
Little Sisters of the Poor	1	243	1	349	0	0	0	0
Louisville Protestant Altenheim	0	0	1	365	0	0	0	0
Masonic Home of Louisville	4	1393	14	2982	7	1468	5	1021
Morning Pointe Of Louisville At South	0	0	0	0	0	0	0	0
Nazareth Home	1	365	0	0	1	365	0	0
Nazareth Home Clifton	1	365	3	1095	0	0	1	365
Park Louisville	1	365	0	0	0	0	0	0
Parr's at Springhurst	0	0	2	730	0	0	4	1241
Rose Anna Hughes Home/Westminster	0	0	0	0	0	0	0	0
Sunrise of Louisville	2	402	0	0	0	0	0	0
Symphony at Oaklawn	0	0	0	0	0	0	0	0
Symphony at Valley Farms	0	0	0	0	0	0	0	0
The Forum at Brookside	0	0	0	0	0	0	0	0
The Lantern At Morning Pointe (Louisville)	0	0	0	0	0	0	0	0
The Legacy at English Station	0	0	0	0	0	0	0	0

\*CMHC - Community Mental Health Center

\*SMI - Severe Mental Illness



## 2019 ANNUAL KENTUCKY LONG TERM CARE UTILIZATION AND SERVICE REPORT

### Table 2E - Personal Care Bed Census With SMI by Gender & Ages 65 & Older

CMHC Region / County / Facility	65-84				85 & Older			
	Male SMI Census	Male SMI Inpatient Days	Female SMI Census	Female SMI Inpatient Days	Male SMI Census	Male SMI Inpatient Days	Female SMI Census	Female SMI Inpatient Days
Treyton Oaks Towers	1	31	1	16	1	365	1	193
Wesley Manor	0	0	0	0	0	0	0	0
Westport Place Health Campus	0	0	0	0	0	0	0	0
<b>JEFFERSON County Total:</b>	<b>19</b>	<b>4,938</b>	<b>36</b>	<b>8,032</b>	<b>14</b>	<b>3,655</b>	<b>17</b>	<b>3,994</b>
SHELBY								
Colonial Hall Manor	22	4941	14	3342	0	0	0	0
Masonic Home of Shelbyville	0	0	0	0	0	0	0	0
<b>SHELBY County Total:</b>	<b>22</b>	<b>4,941</b>	<b>14</b>	<b>3,342</b>	<b>0</b>	<b>0</b>	<b>0</b>	<b>0</b>
<b>Seven Counties CMHC Total:</b>	<b>44</b>	<b>10,974</b>	<b>53</b>	<b>12,469</b>	<b>14</b>	<b>3,655</b>	<b>18</b>	<b>4,359</b>
<b>State Total</b>	<b>374</b>	<b>113,473</b>	<b>348</b>	<b>96,005</b>	<b>26</b>	<b>6,980</b>	<b>52</b>	<b>13,382</b>

\*CMHC - Community Mental Health Center

\*SMI - Severe Mental Illness

# 2019 ANNUAL KENTUCKY CHEMICAL DEPENDENCY UTILIZATION AND SERVICE REPORT

## Table 2EE - Personal Care Bed Census by Gender & Ages 65 & Older

### Patients With SMI Receiving State Supplementation

CMHC Region / County / Facility	65-84				85 & Older			
	Male SMI State Supp Census	Male SMI State Supp Inpatient Days	Female SMI State Supp Census	Female SMI State Supp Inpatient Days	Male SMI State Supp Census	Male SMI State Supp Inpatient Days	Female SMI State Supp Census	Female SMI State Supp Inpatient Days
<b>Adanta</b>								
<b>MCCREARY</b>								
Cumberland Manor Rest Home	6	712	1	316	0	0	0	0
<b>MCCREARY County Total:</b>	<b>6</b>	<b>712</b>	<b>1</b>	<b>316</b>	<b>0</b>	<b>0</b>	<b>0</b>	<b>0</b>
<b>PULASKI</b>								
Crestview Personal Care	2	618	10	2001	0	0	0	0
Somerview Personal Care Home	1	252	4	1010	0	0	0	0
<b>PULASKI County Total:</b>	<b>3</b>	<b>870</b>	<b>14</b>	<b>3,011</b>	<b>0</b>	<b>0</b>	<b>0</b>	<b>0</b>
<b>TAYLOR</b>								
Bluegrass Way	0	0	0	0	0	0	0	0
<b>TAYLOR County Total:</b>	<b>0</b>	<b>0</b>	<b>0</b>	<b>0</b>	<b>0</b>	<b>0</b>	<b>0</b>	<b>0</b>
<b>WAYNE</b>								
Dishman Personal Care Home	10	3600	6	2190	0	0	0	0
Hicks' Golden Years Nursing Home	0	0	0	0	0	0	0	0
<b>WAYNE County Total:</b>	<b>10</b>	<b>3,600</b>	<b>6</b>	<b>2,190</b>	<b>0</b>	<b>0</b>	<b>0</b>	<b>0</b>
<b>Adanta CMHC Total:</b>	<b>19</b>	<b>5,182</b>	<b>21</b>	<b>5,517</b>	<b>0</b>	<b>0</b>	<b>0</b>	<b>0</b>
<b>Bluegrass</b>								
<b>ANDERSON</b>								
Signature Healthcare at Heritage Hall Rehab	0	0	0	0	0	0	0	0
<b>ANDERSON County Total:</b>	<b>0</b>	<b>0</b>	<b>0</b>	<b>0</b>	<b>0</b>	<b>0</b>	<b>0</b>	<b>0</b>
<b>BOURBON</b>								
Bourbon Heights	0	0	0	0	0	0	0	0
<b>BOURBON County Total:</b>	<b>0</b>	<b>0</b>	<b>0</b>	<b>0</b>	<b>0</b>	<b>0</b>	<b>0</b>	<b>0</b>
<b>BOYLE</b>								
McDowell Place of Danville	0	0	0	0	0	0	0	0
Morning Pointe of Danville	0	0	0	0	0	0	0	0
<b>BOYLE County Total:</b>	<b>0</b>	<b>0</b>	<b>0</b>	<b>0</b>	<b>0</b>	<b>0</b>	<b>0</b>	<b>0</b>
<b>ESTILL</b>								
Irvine Nursing and Rehabilitation	0	0	0	0	0	0	0	0
<b>ESTILL County Total:</b>	<b>0</b>	<b>0</b>	<b>0</b>	<b>0</b>	<b>0</b>	<b>0</b>	<b>0</b>	<b>0</b>

\*CMHC - Community Mental Health Center

\*SMI - Severe Mental Illness

\*State Supp - Supplementation for needy persons who are aged, blind or have a disability (KRS 205.245)

## 2019 ANNUAL KENTUCKY CHEMICAL DEPENDENCY UTILIZATION AND SERVICE REPORT

### Table 2EE - Personal Care Bed Census by Gender & Ages 65 & Older

#### Patients With SMI Receiving State Supplementation

CMHC Region / County / Facility	65-84				85 & Older			
	Male SMI State Supp Census	Male SMI State Supp Inpatient Days	Female SMI State Supp Census	Female SMI State Supp Inpatient Days	Male SMI State Supp Census	Male SMI State Supp Inpatient Days	Female SMI State Supp Census	Female SMI State Supp Inpatient Days
<b>FAYETTE</b>								
Cedarhurst of Beaumont	0	0	0	0	0	0	0	0
Central Ky Recovery Center Unit 1	0	0	2	471	0	0	0	0
Central KY Recovery Center Unit 2	1	156	1	115	0	0	0	0
Lantern at Morning Pointe Alz and Memory	0	0	0	0	0	0	0	0
Legacy Reserve at Fritz Farm	0	0	0	0	0	0	0	0
Lexington Country Place	0	0	0	0	0	0	0	0
Mayfair Village Retirement Center	0	0	0	0	0	0	0	0
Morning Pointe of Lexington	0	0	0	0	0	0	0	0
Morning Pointe of Lexington East	0	0	0	0	0	0	0	0
Richmond Place Senior Living	0	0	0	0	0	0	0	0
Signature Healthcare At Tanbark Rehab	0	0	0	0	0	0	0	0
The Breckinridge	0	0	0	0	0	0	0	0
The Legacy At The Willows	0	0	0	0	0	0	0	0
The Willows At Fritz Farm	0	0	0	0	0	0	0	0
The Willows at Hamburg	0	0	0	0	0	0	0	0
Willows at Citation	0	0	0	0	0	0	0	0
<b>FAYETTE County Total:</b>	<b>1</b>	<b>156</b>	<b>3</b>	<b>586</b>	<b>0</b>	<b>0</b>	<b>0</b>	<b>0</b>
<b>FRANKLIN</b>								
Dominion Senior Living of Frankfort	0	0	0	0	0	0	0	0
Morning Pointe of Frankfort	0	0	0	0	0	0	0	0
The Lantern at Morning Pointe of Frankfort	0	0	0	0	0	0	0	0
<b>FRANKLIN County Total:</b>	<b>0</b>	<b>0</b>	<b>0</b>	<b>0</b>	<b>0</b>	<b>0</b>	<b>0</b>	<b>0</b>
<b>HARRISON</b>								
Cedar Ridge Health Campus	0	0	0	0	0	0	0	0
Parkside Manor	1	365	3	759	1	365	0	0
Shady Lawn Home	12	3963	1	124	0	0	0	0
<b>HARRISON County Total:</b>	<b>13</b>	<b>4,328</b>	<b>4</b>	<b>883</b>	<b>1</b>	<b>365</b>	<b>0</b>	<b>0</b>
<b>JESSAMINE</b>								
Bridgepointe At Ashgrove Woods	0	0	0	0	0	0	0	0

\*CMHC - Community Mental Health Center

\*SMI - Severe Mental Illness

\*State Supp - Supplementation for needy persons who are aged, blind or have a disability (KRS 205.245)

## 2019 ANNUAL KENTUCKY CHEMICAL DEPENDENCY UTILIZATION AND SERVICE REPORT

### Table 2EE - Personal Care Bed Census by Gender & Ages 65 & Older

#### Patients With SMI Receiving State Supplementation

CMHC Region / County / Facility	65-84				85 & Older			
	Male SMI State Supp Census	Male SMI State Supp Inpatient Days	Female SMI State Supp Census	Female SMI State Supp Inpatient Days	Male SMI State Supp Census	Male SMI State Supp Inpatient Days	Female SMI State Supp Census	Female SMI State Supp Inpatient Days
Rose Terrace Lodge	9	3069	10	2495	0	0	0	0
Wesley Village	0	0	0	0	0	0	0	0
<b>JESSAMINE County Total:</b>	<b>9</b>	<b>3,069</b>	<b>10</b>	<b>2,495</b>	<b>0</b>	<b>0</b>	<b>0</b>	<b>0</b>
<b>LINCOLN</b>								
Waynesburg Manor	2	730	2	730	0	0	0	0
<b>LINCOLN County Total:</b>	<b>2</b>	<b>730</b>	<b>2</b>	<b>730</b>	<b>0</b>	<b>0</b>	<b>0</b>	<b>0</b>
<b>MADISON</b>								
Dominion Senior Living of Richmond	0	0	0	0	0	0	0	0
Morning Pointe of Richmond	0	0	0	0	0	0	0	0
Telford Terrace	0	0	0	0	0	0	0	0
<b>MADISON County Total:</b>	<b>0</b>	<b>0</b>	<b>0</b>	<b>0</b>	<b>0</b>	<b>0</b>	<b>0</b>	<b>0</b>
<b>MERCER</b>								
The Willows at Harrodsburg	0	0	0	0	0	0	0	0
<b>MERCER County Total:</b>	<b>0</b>	<b>0</b>	<b>0</b>	<b>0</b>	<b>0</b>	<b>0</b>	<b>0</b>	<b>0</b>
<b>POWELL</b>								
Stanton Nursing and Rehabilitation Center	0	0	1	365	0	0	0	0
<b>POWELL County Total:</b>	<b>0</b>	<b>0</b>	<b>1</b>	<b>365</b>	<b>0</b>	<b>0</b>	<b>0</b>	<b>0</b>
<b>SCOTT</b>								
The Meadows At Windsor Gardens	0	0	0	0	0	0	0	0
<b>SCOTT County Total:</b>	<b>0</b>	<b>0</b>	<b>0</b>	<b>0</b>	<b>0</b>	<b>0</b>	<b>0</b>	<b>0</b>
<b>WOODFORD</b>								
Taylor Manor Nursing Home	0	0	0	0	0	0	0	0
The Homeplace At Midway	0	0	0	0	0	0	0	0
<b>WOODFORD County Total:</b>	<b>0</b>	<b>0</b>	<b>0</b>	<b>0</b>	<b>0</b>	<b>0</b>	<b>0</b>	<b>0</b>
<b>Bluegrass CMHC Total:</b>	<b>25</b>	<b>8,283</b>	<b>20</b>	<b>5,059</b>	<b>1</b>	<b>365</b>	<b>0</b>	<b>0</b>
<b>Communicare</b>								
<b>GRAYSON</b>								
Grayson Manor	0	0	2	730	0	0	1	365
<b>GRAYSON County Total:</b>	<b>0</b>	<b>0</b>	<b>2</b>	<b>730</b>	<b>0</b>	<b>0</b>	<b>1</b>	<b>365</b>

\*CMHC - Community Mental Health Center

\*SMI - Severe Mental Illness

\*State Supp - Supplementation for needy persons who are aged, blind or have a disability (KRS 205.245)

## 2019 ANNUAL KENTUCKY CHEMICAL DEPENDENCY UTILIZATION AND SERVICE REPORT

### Table 2EE - Personal Care Bed Census by Gender & Ages 65 & Older

#### Patients With SMI Receiving State Supplementation

CMHC Region / County / Facility	65-84				85 & Older			
	Male SMI State Supp Census	Male SMI State Supp Inpatient Days	Female SMI State Supp Census	Female SMI State Supp Inpatient Days	Male SMI State Supp Census	Male SMI State Supp Inpatient Days	Female SMI State Supp Census	Female SMI State Supp Inpatient Days
<b>HARDIN</b>								
Signature Healthcare at North Hardin Rehab	0	0	0	0	0	0	0	0
<b>HARDIN County Total:</b>	<b>0</b>	<b>0</b>	<b>0</b>	<b>0</b>	<b>0</b>	<b>0</b>	<b>0</b>	<b>0</b>
<b>MARION</b>								
Loretto Motherhouse Infirmary	0	0	1	292	0	0	3	878
The Village of Lebanon II	0	0	0	0	0	0	0	0
<b>MARION County Total:</b>	<b>0</b>	<b>0</b>	<b>1</b>	<b>292</b>	<b>0</b>	<b>0</b>	<b>3</b>	<b>878</b>
<b>MEADE</b>								
Brandenburg Nursing and Rehabilitation	0	0	0	0	0	0	0	0
<b>MEADE County Total:</b>	<b>0</b>	<b>0</b>	<b>0</b>	<b>0</b>	<b>0</b>	<b>0</b>	<b>0</b>	<b>0</b>
<b>NELSON</b>								
Windsor Gardens CCRC	0	0	0	0	0	0	0	0
<b>NELSON County Total:</b>	<b>0</b>	<b>0</b>	<b>0</b>	<b>0</b>	<b>0</b>	<b>0</b>	<b>0</b>	<b>0</b>
<b>WASHINGTON</b>								
Sansbury Care Center	0	0	0	0	0	0	0	0
<b>WASHINGTON County Total:</b>	<b>0</b>	<b>0</b>	<b>0</b>	<b>0</b>	<b>0</b>	<b>0</b>	<b>0</b>	<b>0</b>
<b>Communicare CMHC Total:</b>	<b>0</b>	<b>0</b>	<b>3</b>	<b>1,022</b>	<b>0</b>	<b>0</b>	<b>4</b>	<b>1,243</b>
<b>Cumberland River</b>								
<b>BELL</b>								
Generations Center of Middlesboro	13	4745	7	2555	0	0	0	0
<b>BELL County Total:</b>	<b>13</b>	<b>4,745</b>	<b>7</b>	<b>2,555</b>	<b>0</b>	<b>0</b>	<b>0</b>	<b>0</b>
<b>HARLAN</b>								
The Laurels	16	5840	18	6570	0	0	1	365
<b>HARLAN County Total:</b>	<b>16</b>	<b>5,840</b>	<b>18</b>	<b>6,570</b>	<b>0</b>	<b>0</b>	<b>1</b>	<b>365</b>
<b>KNOX</b>								
Christian Health Center - Corbin	0	0	1	365	0	0	0	0
<b>KNOX County Total:</b>	<b>0</b>	<b>0</b>	<b>1</b>	<b>365</b>	<b>0</b>	<b>0</b>	<b>0</b>	<b>0</b>
<b>Cumberland River CMHC Total:</b>	<b>29</b>	<b>10,585</b>	<b>26</b>	<b>9,490</b>	<b>0</b>	<b>0</b>	<b>1</b>	<b>365</b>

\*CMHC - Community Mental Health Center

\*SMI - Severe Mental Illness

\*State Supp - Supplementation for needy persons who are aged, blind or have a disability (KRS 205.245)

## 2019 ANNUAL KENTUCKY CHEMICAL DEPENDENCY UTILIZATION AND SERVICE REPORT

### Table 2EE - Personal Care Bed Census by Gender & Ages 65 & Older

#### Patients With SMI Receiving State Supplementation

CMHC Region / County / Facility	65-84				85 & Older			
	Male SMI State Supp Census	Male SMI State Supp Inpatient Days	Female SMI State Supp Census	Female SMI State Supp Inpatient Days	Male SMI State Supp Census	Male SMI State Supp Inpatient Days	Female SMI State Supp Census	Female SMI State Supp Inpatient Days
<b>Four Rivers</b>								
<b>CALLOWAY</b>								
Fern Terrace of Murray	6	1912	3	160	0	0	0	0
Gardens At Hickory Woods	0	0	0	0	0	0	0	0
<b>CALLOWAY County Total:</b>	<b>6</b>	<b>1,912</b>	<b>3</b>	<b>160</b>	<b>0</b>	<b>0</b>	<b>0</b>	<b>0</b>
<b>CARLISLE</b>								
Countryside Center	0	0	0	0	0	0	0	0
<b>CARLISLE County Total:</b>	<b>0</b>	<b>0</b>	<b>0</b>	<b>0</b>	<b>0</b>	<b>0</b>	<b>0</b>	<b>0</b>
<b>GRAVES</b>								
Fern Terrace of Mayfield	2	730	0	0	0	0	0	0
<b>GRAVES County Total:</b>	<b>2</b>	<b>730</b>	<b>0</b>	<b>0</b>	<b>0</b>	<b>0</b>	<b>0</b>	<b>0</b>
<b>HICKMAN</b>								
Clinton Hickman County Nursing Facility	0	0	0	0	0	0	0	0
Clinton Place	0	0	0	0	0	0	0	0
<b>HICKMAN County Total:</b>	<b>0</b>	<b>0</b>	<b>0</b>	<b>0</b>	<b>0</b>	<b>0</b>	<b>0</b>	<b>0</b>
<b>MCCRACKEN</b>								
Gaither Suites at West Park	0	0	0	0	0	0	0	0
<b>MCCRACKEN County Total:</b>	<b>0</b>	<b>0</b>	<b>0</b>	<b>0</b>	<b>0</b>	<b>0</b>	<b>0</b>	<b>0</b>
<b>Four Rivers CMHC Total:</b>	<b>8</b>	<b>2,642</b>	<b>3</b>	<b>160</b>	<b>0</b>	<b>0</b>	<b>0</b>	<b>0</b>
<b>Kentucky River</b>								
<b>KNOTT</b>								
Golden Years Rest Home	2	730	1	365	0	0	0	0
<b>KNOTT County Total:</b>	<b>2</b>	<b>730</b>	<b>1</b>	<b>365</b>	<b>0</b>	<b>0</b>	<b>0</b>	<b>0</b>
<b>OWSLEY</b>								
Owsley County Health Care Center	0	0	0	0	0	0	0	0
<b>OWSLEY County Total:</b>	<b>0</b>	<b>0</b>	<b>0</b>	<b>0</b>	<b>0</b>	<b>0</b>	<b>0</b>	<b>0</b>
<b>Kentucky River CMHC Total:</b>	<b>2</b>	<b>730</b>	<b>1</b>	<b>365</b>	<b>0</b>	<b>0</b>	<b>0</b>	<b>0</b>
<b>LifeSkills</b>								
<b>ALLEN</b>								
Cornerstone Manor	7	821	5	608	2	399	0	0

\*CMHC - Community Mental Health Center

\*SMI - Severe Mental Illness

\*State Supp - Supplementation for needy persons who are aged, blind or have a disability (KRS 205.245)

## 2019 ANNUAL KENTUCKY CHEMICAL DEPENDENCY UTILIZATION AND SERVICE REPORT

### Table 2EE - Personal Care Bed Census by Gender & Ages 65 & Older

#### Patients With SMI Receiving State Supplementation

CMHC Region / County / Facility	65-84				85 & Older			
	Male SMI State Supp Census	Male SMI State Supp Inpatient Days	Female SMI State Supp Census	Female SMI State Supp Inpatient Days	Male SMI State Supp Census	Male SMI State Supp Inpatient Days	Female SMI State Supp Census	Female SMI State Supp Inpatient Days
Scottsville Manor	7	1448	3	100	0	0	0	0
<b>ALLEN County Total:</b>	<b>14</b>	<b>2,269</b>	<b>8</b>	<b>708</b>	<b>2</b>	<b>399</b>	<b>0</b>	<b>0</b>
<b>BARREN</b>								
NHC HealthCare, Glasgow	0	0	0	0	0	0	0	0
<b>BARREN County Total:</b>	<b>0</b>	<b>0</b>	<b>0</b>	<b>0</b>	<b>0</b>	<b>0</b>	<b>0</b>	<b>0</b>
<b>EDMONSON</b>								
Edmonson Center	0	0	0	0	0	0	0	0
<b>EDMONSON County Total:</b>	<b>0</b>	<b>0</b>	<b>0</b>	<b>0</b>	<b>0</b>	<b>0</b>	<b>0</b>	<b>0</b>
<b>HART</b>								
Hart County Manor	2	665	2	730	1	365	1	365
<b>HART County Total:</b>	<b>2</b>	<b>665</b>	<b>2</b>	<b>730</b>	<b>1</b>	<b>365</b>	<b>1</b>	<b>365</b>
<b>METCALFE</b>								
Harper's Home for the Aged	0	0	0	0	0	0	0	0
Metcalfe Health Care Center	0	0	0	0	0	0	0	0
<b>METCALFE County Total:</b>	<b>0</b>	<b>0</b>	<b>0</b>	<b>0</b>	<b>0</b>	<b>0</b>	<b>0</b>	<b>0</b>
<b>SIMPSON</b>								
Lewis Memorial Methodist Home	0	0	2	730	0	0	0	0
<b>SIMPSON County Total:</b>	<b>0</b>	<b>0</b>	<b>2</b>	<b>730</b>	<b>0</b>	<b>0</b>	<b>0</b>	<b>0</b>
<b>WARREN</b>								
Christian Health Center, Bowling Green	0	0	0	0	0	0	0	0
Fern Terrace of Bowling Green	11	4015	17	6205	0	0	1	365
The Haven At Massey Springs	0	0	0	0	0	0	0	0
<b>WARREN County Total:</b>	<b>11</b>	<b>4,015</b>	<b>17</b>	<b>6,205</b>	<b>0</b>	<b>0</b>	<b>1</b>	<b>365</b>
<b>LifeSkills CMHC Total:</b>	<b>27</b>	<b>6,949</b>	<b>29</b>	<b>8,373</b>	<b>3</b>	<b>764</b>	<b>2</b>	<b>730</b>
<b>Mountain</b>								
<b>JOHNSON</b>								
Venture Home of Paintsville	9	2090	11	1400	0	0	1	365
<b>JOHNSON County Total:</b>	<b>9</b>	<b>2,090</b>	<b>11</b>	<b>1,400</b>	<b>0</b>	<b>0</b>	<b>1</b>	<b>365</b>

\*CMHC - Community Mental Health Center

\*SMI - Severe Mental Illness

\*State Supp - Supplementation for needy persons who are aged, blind or have a disability (KRS 205.245)

## 2019 ANNUAL KENTUCKY CHEMICAL DEPENDENCY UTILIZATION AND SERVICE REPORT

### Table 2EE - Personal Care Bed Census by Gender & Ages 65 & Older

#### Patients With SMI Receiving State Supplementation

CMHC Region / County / Facility	65-84				85 & Older			
	Male SMI State Supp Census	Male SMI State Supp Inpatient Days	Female SMI State Supp Census	Female SMI State Supp Inpatient Days	Male SMI State Supp Census	Male SMI State Supp Inpatient Days	Female SMI State Supp Census	Female SMI State Supp Inpatient Days
<b>MAGOFFIN</b>								
Salyersville Nursing and Rehabilitation Center	0	0	0	0	0	0	0	0
<b>MAGOFFIN County Total:</b>	<b>0</b>	<b>0</b>	<b>0</b>	<b>0</b>	<b>0</b>	<b>0</b>	<b>0</b>	<b>0</b>
<b>MARTIN</b>								
Martin County Health Care Facility	0	0	0	0	0	0	0	0
<b>MARTIN County Total:</b>	<b>0</b>	<b>0</b>	<b>0</b>	<b>0</b>	<b>0</b>	<b>0</b>	<b>0</b>	<b>0</b>
<b>PIKE</b>								
Good Shepherd Community Nursing Center	0	0	0	0	0	0	0	0
<b>PIKE County Total:</b>	<b>0</b>	<b>0</b>	<b>0</b>	<b>0</b>	<b>0</b>	<b>0</b>	<b>0</b>	<b>0</b>
<b>Mountain CMHC Total:</b>	<b>9</b>	<b>2,090</b>	<b>11</b>	<b>1,400</b>	<b>0</b>	<b>0</b>	<b>1</b>	<b>365</b>
<b>NorthKey</b>								
<b>BOONE</b>								
Colonial Gardens	0	0	0	0	0	0	0	0
Dominion Senior Living of Florence	0	0	0	0	0	0	0	0
<b>BOONE County Total:</b>	<b>0</b>	<b>0</b>	<b>0</b>	<b>0</b>	<b>0</b>	<b>0</b>	<b>0</b>	<b>0</b>
<b>CAMPBELL</b>								
Carmel Manor	0	0	0	0	0	0	0	0
The Seasons at Alexandria	0	0	0	0	0	0	0	0
<b>CAMPBELL County Total:</b>	<b>0</b>	<b>0</b>	<b>0</b>	<b>0</b>	<b>0</b>	<b>0</b>	<b>0</b>	<b>0</b>
<b>CARROLL</b>								
Carrollton Manor	8	2144	7	761	0	0	0	0
Valley Haven Rest Home	28	10220	0	0	3	1095	0	0
<b>CARROLL County Total:</b>	<b>36</b>	<b>12,364</b>	<b>7</b>	<b>761</b>	<b>3</b>	<b>1,095</b>	<b>0</b>	<b>0</b>
<b>GRANT</b>								
Jonesville Rest Home	1	43	1	365	0	0	0	0
<b>GRANT County Total:</b>	<b>1</b>	<b>43</b>	<b>1</b>	<b>365</b>	<b>0</b>	<b>0</b>	<b>0</b>	<b>0</b>
<b>KENTON</b>								
Brookdale Edgewood	0	0	0	0	0	0	0	0
Covington Ladies Home	0	0	0	0	0	0	0	0
Emerald Trace	0	0	0	0	0	0	0	0

\*CMHC - Community Mental Health Center

\*SMI - Severe Mental Illness

\*State Supp - Supplementation for needy persons who are aged, blind or have a disability (KRS 205.245)



## 2019 ANNUAL KENTUCKY CHEMICAL DEPENDENCY UTILIZATION AND SERVICE REPORT

### Table 2EE - Personal Care Bed Census by Gender & Ages 65 & Older

#### Patients With SMI Receiving State Supplementation

CMHC Region / County / Facility	65-84				85 & Older			
	Male SMI State Supp Census	Male SMI State Supp Inpatient Days	Female SMI State Supp Census	Female SMI State Supp Inpatient Days	Male SMI State Supp Census	Male SMI State Supp Inpatient Days	Female SMI State Supp Census	Female SMI State Supp Inpatient Days
Ivy Knoll	0	0	0	0	0	0	0	0
Madonna Manor	0	0	0	0	0	0	0	0
Regency Manor	1	365	5	1130	0	0	0	0
Regency Manor North	2	730	3	813	0	0	0	0
St Charles Care Center	0	0	0	0	0	0	0	0
<b>KENTON County Total:</b>	<b>3</b>	<b>1,095</b>	<b>8</b>	<b>1,943</b>	<b>0</b>	<b>0</b>	<b>0</b>	<b>0</b>
<b>PENDLETON</b>								
Falmouth Personal Care Home	3	785	1	365	0	0	0	0
The Front Gate	5	1825	4	1460	0	0	0	0
<b>PENDLETON County Total:</b>	<b>8</b>	<b>2,610</b>	<b>5</b>	<b>1,825</b>	<b>0</b>	<b>0</b>	<b>0</b>	<b>0</b>
<b>NorthKey CMHC Total:</b>	<b>48</b>	<b>16,112</b>	<b>21</b>	<b>4,894</b>	<b>3</b>	<b>1,095</b>	<b>0</b>	<b>0</b>
<b>Pathways</b>								
<b>BOYD</b>								
Artrips Personal Care Home	4	1460	4	1460	0	0	1	365
Hamilton's Personal Care Home	1	365	1	365	0	0	0	0
King's Daughters And Sons Home	0	0	0	0	0	0	0	0
<b>BOYD County Total:</b>	<b>5</b>	<b>1,825</b>	<b>5</b>	<b>1,825</b>	<b>0</b>	<b>0</b>	<b>1</b>	<b>365</b>
<b>GREENUP</b>								
Frasure's Personal Care Home	12	3725	11	3104	0	0	0	0
Morning Pointe Of Russell	0	0	0	0	0	0	0	0
Russell Convalescent Home	0	0	0	0	0	0	0	0
The Lantern At Morning Pointe Alzheimers	0	0	0	0	0	0	0	0
Trinity Station Retirement Community	0	0	0	0	0	0	0	0
<b>GREENUP County Total:</b>	<b>12</b>	<b>3,725</b>	<b>11</b>	<b>3,104</b>	<b>0</b>	<b>0</b>	<b>0</b>	<b>0</b>
<b>LAWRENCE</b>								
The Jordan Center	0	0	0	0	0	0	0	0
<b>LAWRENCE County Total:</b>	<b>0</b>	<b>0</b>	<b>0</b>	<b>0</b>	<b>0</b>	<b>0</b>	<b>0</b>	<b>0</b>
<b>MENIFEE</b>								
Edgewood Estates	0	0	0	0	0	0	0	0
<b>MENIFEE County Total:</b>	<b>0</b>	<b>0</b>	<b>0</b>	<b>0</b>	<b>0</b>	<b>0</b>	<b>0</b>	<b>0</b>

\*CMHC - Community Mental Health Center

\*SMI - Severe Mental Illness

\*State Supp - Supplementation for needy persons who are aged, blind or have a disability (KRS 205.245)

## 2019 ANNUAL KENTUCKY CHEMICAL DEPENDENCY UTILIZATION AND SERVICE REPORT

### Table 2EE - Personal Care Bed Census by Gender & Ages 65 & Older

#### Patients With SMI Receiving State Supplementation

CMHC Region / County / Facility	65-84				85 & Older			
	Male SMI State Supp Census	Male SMI State Supp Inpatient Days	Female SMI State Supp Census	Female SMI State Supp Inpatient Days	Male SMI State Supp Census	Male SMI State Supp Inpatient Days	Female SMI State Supp Census	Female SMI State Supp Inpatient Days
<b>MONTGOMERY</b>								
Regency Memory Care	0	0	0	0	0	0	0	0
<b>MONTGOMERY County Total:</b>	<b>0</b>	<b>0</b>	<b>0</b>	<b>0</b>	<b>0</b>	<b>0</b>	<b>0</b>	<b>0</b>
<b>MORGAN</b>								
West Liberty Nursing and Rehabilitation	1	1	1	1	0	0	0	0
<b>MORGAN County Total:</b>	<b>1</b>	<b>1</b>	<b>1</b>	<b>1</b>	<b>0</b>	<b>0</b>	<b>0</b>	<b>0</b>
<b>Pathways CMHC Total:</b>	<b>18</b>	<b>5,551</b>	<b>17</b>	<b>4,930</b>	<b>0</b>	<b>0</b>	<b>1</b>	<b>365</b>
<b>Pennyroyal</b>								
<b>CALDWELL</b>								
Highland Homes, Inc.	23	8395	8	2920	0	0	0	0
<b>CALDWELL County Total:</b>	<b>23</b>	<b>8,395</b>	<b>8</b>	<b>2,920</b>	<b>0</b>	<b>0</b>	<b>0</b>	<b>0</b>
<b>CHRISTIAN</b>								
Christian County Manor	3	909	2	606	0	0	0	0
Christian Health Center, Hopkinsville	0	0	0	0	0	0	0	0
Pennyrile Home	5	1433	13	4015	0	0	1	301
<b>CHRISTIAN County Total:</b>	<b>8</b>	<b>2,342</b>	<b>15</b>	<b>4,621</b>	<b>0</b>	<b>0</b>	<b>1</b>	<b>301</b>
<b>CRITTENDEN</b>								
Crittenden County Health and Rehabilitation	0	0	0	0	0	0	0	0
<b>CRITTENDEN County Total:</b>	<b>0</b>	<b>0</b>	<b>0</b>	<b>0</b>	<b>0</b>	<b>0</b>	<b>0</b>	<b>0</b>
<b>HOPKINS</b>								
The Homestead	3	852	3	852	0	0	0	0
The Oaks PCH/Madisonville	4	1370	0	0	0	0	0	0
<b>HOPKINS County Total:</b>	<b>7</b>	<b>2,222</b>	<b>3</b>	<b>852</b>	<b>0</b>	<b>0</b>	<b>0</b>	<b>0</b>
<b>MUHLENBERG</b>								
Diversicare of Greenville	2	530	1	70	0	0	0	0
Sparks Nursing Center	0	0	2	730	0	0	0	0
<b>MUHLENBERG County Total:</b>	<b>2</b>	<b>530</b>	<b>3</b>	<b>800</b>	<b>0</b>	<b>0</b>	<b>0</b>	<b>0</b>

\*CMHC - Community Mental Health Center

\*SMI - Severe Mental Illness

\*State Supp - Supplementation for needy persons who are aged, blind or have a disability (KRS 205.245)

## 2019 ANNUAL KENTUCKY CHEMICAL DEPENDENCY UTILIZATION AND SERVICE REPORT

### Table 2EE - Personal Care Bed Census by Gender & Ages 65 & Older

#### Patients With SMI Receiving State Supplementation

CMHC Region / County / Facility	65-84				85 & Older			
	Male SMI State Supp Census	Male SMI State Supp Inpatient Days	Female SMI State Supp Census	Female SMI State Supp Inpatient Days	Male SMI State Supp Census	Male SMI State Supp Inpatient Days	Female SMI State Supp Census	Female SMI State Supp Inpatient Days
<b>TRIGG</b>								
Better Senior Living	7	1988	5	1733	1	365	0	0
<b>TRIGG County Total:</b>	<b>7</b>	<b>1,988</b>	<b>5</b>	<b>1,733</b>	<b>1</b>	<b>365</b>	<b>0</b>	<b>0</b>
<b>Pennyroyal CMHC Total:</b>	<b>47</b>	<b>15,477</b>	<b>34</b>	<b>10,926</b>	<b>1</b>	<b>365</b>	<b>1</b>	<b>301</b>
<b>River Valley</b>								
<b>DAVIESS</b>								
Carmel Home	0	0	0	0	0	0	0	0
Davco Rest Home	10	2975	12	4201	0	0	0	0
Fern Terrace of Owensboro	11	2555	17	3671	0	0	0	0
Owensboro Center	2	730	1	365	0	0	0	0
Rosedale Rest Home	4	1203	1	50	0	0	0	0
<b>DAVIESS County Total:</b>	<b>27</b>	<b>7,463</b>	<b>31</b>	<b>8,287</b>	<b>0</b>	<b>0</b>	<b>0</b>	<b>0</b>
<b>HANCOCK</b>								
The Oaks PCH/Lewisport	3	982	2	442	0	0	0	0
<b>HANCOCK County Total:</b>	<b>3</b>	<b>982</b>	<b>2</b>	<b>442</b>	<b>0</b>	<b>0</b>	<b>0</b>	<b>0</b>
<b>HENDERSON</b>								
Henderson Manor	4	730	8	2920	2	220	1	303
<b>HENDERSON County Total:</b>	<b>4</b>	<b>730</b>	<b>8</b>	<b>2,920</b>	<b>2</b>	<b>220</b>	<b>1</b>	<b>303</b>
<b>MCLEAN</b>								
Sunny Acres	3	668	0	0	0	0	0	0
<b>MCLEAN County Total:</b>	<b>3</b>	<b>668</b>	<b>0</b>	<b>0</b>	<b>0</b>	<b>0</b>	<b>0</b>	<b>0</b>
<b>OHIO</b>								
Beaver Dam Nursing and Rehab Center	0	0	1	365	0	0	0	0
<b>OHIO County Total:</b>	<b>0</b>	<b>0</b>	<b>1</b>	<b>365</b>	<b>0</b>	<b>0</b>	<b>0</b>	<b>0</b>
<b>River Valley CMHC Total:</b>	<b>37</b>	<b>9,843</b>	<b>42</b>	<b>12,014</b>	<b>2</b>	<b>220</b>	<b>1</b>	<b>303</b>
<b>Seven Counties</b>								
<b>BULLITT</b>								
Colonial House of Shepherdsville	3	1095	2	730	0	0	1	365
<b>BULLITT County Total:</b>	<b>3</b>	<b>1,095</b>	<b>2</b>	<b>730</b>	<b>0</b>	<b>0</b>	<b>1</b>	<b>365</b>

\*CMHC - Community Mental Health Center

\*SMI - Severe Mental Illness

\*State Supp - Supplementation for needy persons who are aged, blind or have a disability (KRS 205.245)

**2019 ANNUAL KENTUCKY CHEMICAL DEPENDENCY UTILIZATION AND SERVICE REPORT**

**Table 2EE - Personal Care Bed Census by Gender & Ages 65 & Older**

**Patients With SMI Receiving State Supplementation**

CMHC Region / County / Facility	65-84				85 & Older			
	Male SMI State Supp Census	Male SMI State Supp Inpatient Days	Female SMI State Supp Census	Female SMI State Supp Inpatient Days	Male SMI State Supp Census	Male SMI State Supp Inpatient Days	Female SMI State Supp Census	Female SMI State Supp Inpatient Days
JEFFERSON								
Anthology of Louisville	0	0	0	0	0	0	0	0
Atria Blankenbaker	0	0	0	0	0	0	0	0
Barton House of Louisville #1	0	0	0	0	0	0	0	0
Belmont Village	0	0	0	0	0	0	0	0
Brookdale Stonestreet	0	0	0	0	0	0	0	0
Eastern Star Home in KY	0	0	0	0	0	0	0	0
Episcopal Church Home	0	0	0	0	0	0	0	0
Exceptional Senior Living - Prospect	0	0	0	0	0	0	0	0
Forest Hills Commons	0	0	0	0	0	0	0	0
Forest Springs Health Campus	0	0	0	0	0	0	0	0
Glen Ridge Health Campus	0	0	0	0	0	0	0	0
Hallmark House Louisville II	0	0	0	0	0	0	0	0
Heartsong Memory Care	0	0	0	0	0	0	0	0
Little Sisters of the Poor	1	243	0	0	0	0	0	0
Louisville Protestant Altenheim	0	0	0	0	0	0	0	0
Masonic Home of Louisville	2	730	2	285	0	0	1	43
Morning Pointe Of Louisville At South	0	0	0	0	0	0	0	0
Nazareth Home	0	0	0	0	0	0	0	0
Nazareth Home Clifton	1	365	2	730	0	0	1	365
Park Louisville	0	0	0	0	0	0	0	0
Parr's at Springhurst	0	0	0	0	0	0	0	0
Rose Anna Hughes Home/Westminster	0	0	0	0	0	0	0	0
Sunrise of Louisville	0	0	0	0	0	0	0	0
Symphony at Oaklawn	0	0	0	0	0	0	0	0
Symphony at Valley Farms	0	0	0	0	0	0	0	0
The Forum at Brookside	0	0	0	0	0	0	0	0
The Lantern At Morning Pointe (Louisville)	0	0	0	0	0	0	0	0
The Legacy at English Station	0	0	0	0	0	0	0	0
Treyton Oaks Towers	0	0	0	0	0	0	0	0

\*CMHC - Community Mental Health Center

\*SMI - Severe Mental Illness

\*State Supp - Supplementation for needy persons who are aged, blind or have a disability (KRS 205.245)

## 2019 ANNUAL KENTUCKY CHEMICAL DEPENDENCY UTILIZATION AND SERVICE REPORT

### Table 2EE - Personal Care Bed Census by Gender & Ages 65 & Older

#### Patients With SMI Receiving State Supplementation

CMHC Region / County / Facility	65-84				85 & Older			
	Male SMI State Supp Census	Male SMI State Supp Inpatient Days	Female SMI State Supp Census	Female SMI State Supp Inpatient Days	Male SMI State Supp Census	Male SMI State Supp Inpatient Days	Female SMI State Supp Census	Female SMI State Supp Inpatient Days
Wesley Manor	0	0	0	0	0	0	0	0
Westport Place Health Campus	0	0	0	0	0	0	0	0
<b>JEFFERSON County Total:</b>	<b>4</b>	<b>1,338</b>	<b>4</b>	<b>1,015</b>	<b>0</b>	<b>0</b>	<b>2</b>	<b>408</b>
<b>SHELBY</b>								
Colonial Hall Manor	18	4593	12	2848	0	0	0	0
Masonic Home of Shelbyville	0	0	0	0	0	0	0	0
<b>SHELBY County Total:</b>	<b>18</b>	<b>4,593</b>	<b>12</b>	<b>2,848</b>	<b>0</b>	<b>0</b>	<b>0</b>	<b>0</b>
<b>Seven Counties CMHC Total:</b>	<b>25</b>	<b>7,026</b>	<b>18</b>	<b>4,593</b>	<b>0</b>	<b>0</b>	<b>3</b>	<b>773</b>
<b>State Total</b>	<b>294</b>	<b>90,470</b>	<b>246</b>	<b>68,743</b>	<b>10</b>	<b>2,809</b>	<b>14</b>	<b>4,445</b>

\*CMHC - Community Mental Health Center

\*SMI - Severe Mental Illness

\*State Supp - Supplementation for needy persons who are aged, blind or have a disability (KRS 205.245)

## 2019 ANNUAL KENTUCKY LONG TERM CARE UTILIZATION AND SERVICE REPORT

### Table 3 - Census Data- Nursing Home (CCRC) Beds

ADD / Facility	Licensed Beds	Beds In Operation	Beginning Census	Admissions	Discharges	Deaths	Ending Census	Total Patient Days	Occupancy Percentage
<b>ADD:2 - Pennyriple</b>									
<b>CHRISTIAN</b>									
Christian Health Center, Hopkinsville	2	2	2	0	0	0	2	730	100.00%
<b>CHRISTIAN County Total:</b>	<b>2</b>	<b>2</b>	<b>2</b>	<b>0</b>	<b>0</b>	<b>0</b>	<b>2</b>	<b>730</b>	<b>100.00%</b>
<b>ADD: 2 Total</b>	<b>2</b>	<b>2</b>	<b>2</b>	<b>0</b>	<b>0</b>	<b>0</b>	<b>2</b>	<b>730</b>	<b>100.00%</b>
<b>ADD:3 - Green River</b>									
<b>UNION</b>									
Breckinridge Place	8	8	7	21	17	6	5	2,319	79.42%
<b>UNION County Total:</b>	<b>8</b>	<b>8</b>	<b>7</b>	<b>21</b>	<b>17</b>	<b>6</b>	<b>5</b>	<b>2,319</b>	<b>79.42%</b>
<b>ADD: 3 Total</b>	<b>8</b>	<b>8</b>	<b>7</b>	<b>21</b>	<b>17</b>	<b>6</b>	<b>5</b>	<b>2,319</b>	<b>79.42%</b>
<b>ADD:4 - Barren River</b>									
<b>WARREN</b>									
Christian Health Center, Bowling Green	17	17	16	23	10	12	17	5,278	85.06%
<b>WARREN County Total:</b>	<b>17</b>	<b>17</b>	<b>16</b>	<b>23</b>	<b>10</b>	<b>12</b>	<b>17</b>	<b>5,278</b>	<b>85.06%</b>
<b>ADD: 4 Total</b>	<b>17</b>	<b>17</b>	<b>16</b>	<b>23</b>	<b>10</b>	<b>12</b>	<b>17</b>	<b>5,278</b>	<b>85.06%</b>
<b>ADD:5 - Lincoln Trail</b>									
<b>MARION</b>									
The Village of Lebanon II	10	10	3	4	5	0	2	986	27.01%
<b>MARION County Total:</b>	<b>10</b>	<b>10</b>	<b>3</b>	<b>4</b>	<b>5</b>	<b>0</b>	<b>2</b>	<b>986</b>	<b>27.01%</b>
<b>NELSON</b>									
Windsor Gardens CCRC	11	1	4	0	4	0	0	411	24.74%
<b>NELSON County Total:</b>	<b>11</b>	<b>1</b>	<b>4</b>	<b>0</b>	<b>4</b>	<b>0</b>	<b>0</b>	<b>411</b>	<b>24.74%</b>
<b>ADD: 5 Total</b>	<b>21</b>	<b>11</b>	<b>7</b>	<b>4</b>	<b>9</b>	<b>0</b>	<b>2</b>	<b>1,397</b>	<b>26.30%</b>
<b>ADD:6 - KIPDA</b>									
<b>JEFFERSON</b>									
Christian Health Center of Louisville	4	4	0	25	25	0	0	507	34.73%
Episcopal Church Home	46	14	13	23	1	21	14	4,855	28.92%
Louisville Protestant Altenheim	8	8	5	0	1	0	4	1,757	60.17%
Nazareth Home Clifton	6	6	1	0	0	1	0	88	4.02%
The Forum at Brookside	18	18	15	22	5	17	15	5,475	83.33%
<b>JEFFERSON County Total:</b>	<b>82</b>	<b>50</b>	<b>34</b>	<b>70</b>	<b>32</b>	<b>39</b>	<b>33</b>	<b>12,682</b>	<b>42.37%</b>
<b>ADD: 6 Total</b>	<b>82</b>	<b>50</b>	<b>34</b>	<b>70</b>	<b>32</b>	<b>39</b>	<b>33</b>	<b>12,682</b>	<b>42.37%</b>

## 2019 ANNUAL KENTUCKY LONG TERM CARE UTILIZATION AND SERVICE REPORT

### Table 3 - Census Data- Nursing Home (CCRC) Beds

ADD / Facility	Licensed Beds	Beds In Operation	Beginning Census	Admissions	Discharges	Deaths	Ending Census	Total Patient Days	Occupancy Percentage
<b>ADD:7 - Northern KY</b>									
<b>KENTON</b>									
Madonna Manor	1	1	1	0	0	0	1	365	100.00%
<b>KENTON County Total:</b>	<b>1</b>	<b>1</b>	<b>1</b>	<b>0</b>	<b>0</b>	<b>0</b>	<b>1</b>	<b>365</b>	<b>100.00%</b>
<b>ADD: 7 Total</b>	<b>1</b>	<b>1</b>	<b>1</b>	<b>0</b>	<b>0</b>	<b>0</b>	<b>1</b>	<b>365</b>	<b>100.00%</b>
<b>ADD:10 - FIVCO</b>									
<b>GREENUP</b>									
Trinity Station Retirement Community	17	17	15	12	3	9	15	5,343	86.11%
<b>GREENUP County Total:</b>	<b>17</b>	<b>17</b>	<b>15</b>	<b>12</b>	<b>3</b>	<b>9</b>	<b>15</b>	<b>5,343</b>	<b>86.11%</b>
<b>ADD: 10 Total</b>	<b>17</b>	<b>17</b>	<b>15</b>	<b>12</b>	<b>3</b>	<b>9</b>	<b>15</b>	<b>5,343</b>	<b>86.11%</b>
<b>ADD:13 - Cumberland Valley</b>									
<b>KNOX</b>									
Christian Health Center - Corbin	4	4	1	11	11	0	1	317	21.71%
<b>KNOX County Total:</b>	<b>4</b>	<b>4</b>	<b>1</b>	<b>11</b>	<b>11</b>	<b>0</b>	<b>1</b>	<b>317</b>	<b>21.71%</b>
<b>LAUREL</b>									
Laurel Heights Home for the Elderly	17	17	17	18	5	13	17	6,007	96.81%
<b>LAUREL County Total:</b>	<b>17</b>	<b>17</b>	<b>17</b>	<b>18</b>	<b>5</b>	<b>13</b>	<b>17</b>	<b>6,007</b>	<b>96.81%</b>
<b>ADD: 13 Total</b>	<b>21</b>	<b>21</b>	<b>18</b>	<b>29</b>	<b>16</b>	<b>13</b>	<b>18</b>	<b>6,324</b>	<b>82.50%</b>
<b>ADD:14 - Lake Cumberland</b>									
<b>PULASKI</b>									
The Neighborhood Nursing Facility	12	12	11	8	1	6	12	4,305	98.29%
<b>PULASKI County Total:</b>	<b>12</b>	<b>12</b>	<b>11</b>	<b>8</b>	<b>1</b>	<b>6</b>	<b>12</b>	<b>4,305</b>	<b>98.29%</b>
<b>ADD: 14 Total</b>	<b>12</b>	<b>12</b>	<b>11</b>	<b>8</b>	<b>1</b>	<b>6</b>	<b>12</b>	<b>4,305</b>	<b>98.29%</b>
<b>ADD:15 - Bluegrass</b>									
<b>FAYETTE</b>									
Sayre Christian Village Nursing Home	11	11	9	42	30	12	9	2,860	71.23%
The Willows at Hamburg	10	10	10	45	41	4	10	3,564	97.64%
<b>FAYETTE County Total:</b>	<b>21</b>	<b>21</b>	<b>19</b>	<b>87</b>	<b>71</b>	<b>16</b>	<b>19</b>	<b>6,424</b>	<b>83.81%</b>
<b>HARRISON</b>									
Cedar Ridge Health Campus	5	5	5	14	8	6	5	1,613	88.38%
<b>HARRISON County Total:</b>	<b>5</b>	<b>5</b>	<b>5</b>	<b>14</b>	<b>8</b>	<b>6</b>	<b>5</b>	<b>1,613</b>	<b>88.38%</b>
<b>JESSAMINE</b>									
Wesley Village	36	30	26	13	0	13	26	9,820	74.73%
<b>JESSAMINE County Total:</b>	<b>36</b>	<b>30</b>	<b>26</b>	<b>13</b>	<b>0</b>	<b>13</b>	<b>26</b>	<b>9,820</b>	<b>74.73%</b>

**2019 ANNUAL KENTUCKY LONG TERM CARE UTILIZATION AND SERVICE REPORT**

**Table 3 - Census Data- Nursing Home (CCRC) Beds**

<b>ADD / Facility</b>	<b>Licensed Beds</b>	<b>Beds In Operation</b>	<b>Beginning Census</b>	<b>Admissions</b>	<b>Discharges</b>	<b>Deaths</b>	<b>Ending Census</b>	<b>Total Patient Days</b>	<b>Occupancy Percentage</b>
<b>MADISON</b>									
Telford Terrace	1	1	11	5	11	4	1	26	7.12%
<b>MADISON County Total:</b>	<b>1</b>	<b>1</b>	<b>11</b>	<b>5</b>	<b>11</b>	<b>4</b>	<b>1</b>	<b>26</b>	<b>7.12%</b>
<b>WOODFORD</b>									
The Homeplace At Midway	1	1	1	0	0	0	1	365	100.00%
<b>WOODFORD County Total:</b>	<b>1</b>	<b>1</b>	<b>1</b>	<b>0</b>	<b>0</b>	<b>0</b>	<b>1</b>	<b>365</b>	<b>100.00%</b>
<b>ADD: 15 Total</b>	<b>64</b>	<b>58</b>	<b>62</b>	<b>119</b>	<b>90</b>	<b>39</b>	<b>52</b>	<b>18,248</b>	<b>78.12%</b>
<b>Statewide Total</b>	<b>245</b>	<b>197</b>	<b>173</b>	<b>286</b>	<b>178</b>	<b>124</b>	<b>157</b>	<b>56,991</b>	<b>65.45%</b>



## 2019 ANNUAL KENTUCKY LONG TERM CARE UTILIZATION AND SERVICE REPORT

### Table 4 - Census Data- Nursing Home (Non-CCRC) Beds

ADD / Facility	Licensed Beds	Beds In Operation	Beginning Census	Admissions	Discharges	Deaths	Ending Census	Total Patient Days	Occupancy Percentage
<b>ADD:3 - Green River</b>									
DAVIESS									
Hermitage Care and Rehabilitation Center	22	22	20	151	148	5	18	6,570	81.82%
<b>DAVIESS County Total:</b>	<b>22</b>	<b>22</b>	<b>20</b>	<b>151</b>	<b>148</b>	<b>5</b>	<b>18</b>	<b>6,570</b>	<b>81.82%</b>
WEBSTER									
Shemwell Nursing Home	20	20	17	1	0	0	18	6,570	90.00%
<b>WEBSTER County Total:</b>	<b>20</b>	<b>20</b>	<b>17</b>	<b>1</b>	<b>0</b>	<b>0</b>	<b>18</b>	<b>6,570</b>	<b>90.00%</b>
<b>ADD: 3 Total</b>	<b>42</b>	<b>42</b>	<b>37</b>	<b>152</b>	<b>148</b>	<b>5</b>	<b>36</b>	<b>13,140</b>	<b>85.71%</b>
<b>ADD:4 - Barren River</b>									
WARREN									
Christian Health Center, Bowling Green	0	0	0	0	0	0	0	0	0.00%
<b>WARREN County Total:</b>	<b>0</b>	<b>0</b>	<b>0</b>	<b>0</b>	<b>0</b>	<b>0</b>	<b>0</b>	<b>0</b>	<b>0.00%</b>
<b>ADD: 4 Total</b>	<b>0</b>	<b>0</b>	<b>0</b>	<b>0</b>	<b>0</b>	<b>0</b>	<b>0</b>	<b>0</b>	<b>0.00%</b>
<b>ADD:5 - Lincoln Trail</b>									
MARION									
The Village of Lebanon II	28	28	20	103	94	11	18	7,491	73.30%
<b>MARION County Total:</b>	<b>28</b>	<b>28</b>	<b>20</b>	<b>103</b>	<b>94</b>	<b>11</b>	<b>18</b>	<b>7,491</b>	<b>73.30%</b>
<b>ADD: 5 Total</b>	<b>28</b>	<b>28</b>	<b>20</b>	<b>103</b>	<b>94</b>	<b>11</b>	<b>18</b>	<b>7,491</b>	<b>73.30%</b>
<b>ADD:7 - Northern KY</b>									
KENTON									
Madonna Manor	0	0	0	0	0	0	0	0	0.00%
<b>KENTON County Total:</b>	<b>0</b>	<b>0</b>	<b>0</b>	<b>0</b>	<b>0</b>	<b>0</b>	<b>0</b>	<b>0</b>	<b>0.00%</b>
<b>ADD: 7 Total</b>	<b>0</b>	<b>0</b>	<b>0</b>	<b>0</b>	<b>0</b>	<b>0</b>	<b>0</b>	<b>0</b>	<b>0.00%</b>
<b>ADD:15 - Bluegrass</b>									
BOURBON									
Bourbon Heights	32	32	25	55	39	13	28	10,469	89.63%
<b>BOURBON County Total:</b>	<b>32</b>	<b>32</b>	<b>25</b>	<b>55</b>	<b>39</b>	<b>13</b>	<b>28</b>	<b>10,469</b>	<b>89.63%</b>
FAYETTE									
Mayfair Manor	0	0	0	0	0	0	0	0	0.00%
The Willows at Hamburg	2	2	2	0	0	0	2	730	100.00%
<b>FAYETTE County Total:</b>	<b>2</b>	<b>2</b>	<b>2</b>	<b>0</b>	<b>0</b>	<b>0</b>	<b>2</b>	<b>730</b>	<b>100.00%</b>
MERCER									
The Willows at Harrodsburg	9	9	6	71	68	0	9	3,285	100.00%
<b>MERCER County Total:</b>	<b>9</b>	<b>9</b>	<b>6</b>	<b>71</b>	<b>68</b>	<b>0</b>	<b>9</b>	<b>3,285</b>	<b>100.00%</b>
WOODFORD									
Taylor Manor Nursing Home	40	40	34	22	15	16	25	11,642	79.74%

**2019 ANNUAL KENTUCKY LONG TERM CARE UTILIZATION AND SERVICE REPORT**

**Table 4 - Census Data- Nursing Home (Non-CCRC) Beds**

<b>ADD / Facility</b>	<b>Licensed Beds</b>	<b>Beds In Operation</b>	<b>Beginning Census</b>	<b>Admissions</b>	<b>Discharges</b>	<b>Deaths</b>	<b>Ending Census</b>	<b>Total Patient Days</b>	<b>Occupancy Percentage</b>
The Homeplace At Midway	0	0	0	0	0	0	0	0	0.00%
<b>WOODFORD County Total:</b>	<b>40</b>	<b>40</b>	<b>34</b>	<b>22</b>	<b>15</b>	<b>16</b>	<b>25</b>	<b>11,642</b>	<b>79.74%</b>
<b>ADD: 15 Total</b>	<b>83</b>	<b>83</b>	<b>67</b>	<b>148</b>	<b>122</b>	<b>29</b>	<b>64</b>	<b>26,126</b>	<b>86.24%</b>
<b>Statewide Total</b>	<b>153</b>	<b>153</b>	<b>124</b>	<b>403</b>	<b>364</b>	<b>45</b>	<b>118</b>	<b>46,757</b>	<b>83.73%</b>

## 2019 ANNUAL KENTUCKY LONG TERM CARE UTILIZATION AND SERVICE REPORT

### Table 5 - Census Data- Intermediate Care Beds

ADD / Facility	Licensed Beds	Beds In Operation	Beginning Census	Admissions	Discharges	Deaths	Ending Census	Total Patient Days	Occupancy Percentage
<b>ADD:3 - Green River</b>									
<b>WEBSTER</b>									
Shemwell Nursing Home	2	2	2	0	0	0	2	730	100.00%
<b>WEBSTER County Total:</b>	<b>2</b>	<b>2</b>	<b>2</b>	<b>0</b>	<b>0</b>	<b>0</b>	<b>2</b>	<b>730</b>	<b>100.00%</b>
<b>ADD: 3 Total</b>	<b>2</b>	<b>2</b>	<b>2</b>	<b>0</b>	<b>0</b>	<b>0</b>	<b>2</b>	<b>730</b>	<b>100.00%</b>
<b>ADD:4 - Barren River</b>									
<b>WARREN</b>									
Christian Health Center, Bowling Green	2	2	2	1	0	2	1	629	86.16%
<b>WARREN County Total:</b>	<b>2</b>	<b>2</b>	<b>2</b>	<b>1</b>	<b>0</b>	<b>2</b>	<b>1</b>	<b>629</b>	<b>86.16%</b>
<b>ADD: 4 Total</b>	<b>2</b>	<b>2</b>	<b>2</b>	<b>1</b>	<b>0</b>	<b>2</b>	<b>1</b>	<b>629</b>	<b>86.16%</b>
<b>ADD:6 - KIPDA</b>									
<b>JEFFERSON</b>									
Eastern Star Home in KY	18	18	13	14	5	6	16	4,900	74.58%
Louisville Protestant Altenheim	24	24	14	20	8	13	13	5,428	61.96%
The Forum at Brookside	2	2	1	1	0	1	1	365	50.00%
<b>JEFFERSON County Total:</b>	<b>44</b>	<b>44</b>	<b>28</b>	<b>35</b>	<b>13</b>	<b>20</b>	<b>30</b>	<b>10,693</b>	<b>66.58%</b>
<b>ADD: 6 Total</b>	<b>44</b>	<b>44</b>	<b>28</b>	<b>35</b>	<b>13</b>	<b>20</b>	<b>30</b>	<b>10,693</b>	<b>66.58%</b>
<b>ADD:15 - Bluegrass</b>									
<b>HARRISON</b>									
Cedar Ridge Health Campus	2	2	2	2	1	1	2	679	93.01%
<b>HARRISON County Total:</b>	<b>2</b>	<b>2</b>	<b>2</b>	<b>2</b>	<b>1</b>	<b>1</b>	<b>2</b>	<b>679</b>	<b>93.01%</b>
<b>JESSAMINE</b>									
Wesley Village	2	1	1	0	0	0	1	365	50.00%
<b>JESSAMINE County Total:</b>	<b>2</b>	<b>1</b>	<b>1</b>	<b>0</b>	<b>0</b>	<b>0</b>	<b>1</b>	<b>365</b>	<b>50.00%</b>
<b>MADISON</b>									
Telford Terrace	2	2	1	1	0	1	1	334	45.75%
<b>MADISON County Total:</b>	<b>2</b>	<b>2</b>	<b>1</b>	<b>1</b>	<b>0</b>	<b>1</b>	<b>1</b>	<b>334</b>	<b>45.75%</b>
<b>WOODFORD</b>									
Taylor Manor Nursing Home	18	18	10	10	8	2	10	3,727	56.73%
<b>WOODFORD County Total:</b>	<b>18</b>	<b>18</b>	<b>10</b>	<b>10</b>	<b>8</b>	<b>2</b>	<b>10</b>	<b>3,727</b>	<b>56.73%</b>
<b>ADD: 15 Total</b>	<b>24</b>	<b>23</b>	<b>14</b>	<b>13</b>	<b>9</b>	<b>4</b>	<b>14</b>	<b>5,105</b>	<b>58.28%</b>
<b>Statewide Total</b>	<b>72</b>	<b>71</b>	<b>46</b>	<b>49</b>	<b>22</b>	<b>26</b>	<b>47</b>	<b>17,157</b>	<b>65.29%</b>

**2019 ANNUAL KENTUCKY LONG TERM CARE UTILIZATION AND SERVICE REPORT**

**Table 6 - Census Data - Alzheimer Facility Beds**

<b>ADD / Facility</b>	<b>Licensed Beds</b>	<b>Beds In Operation</b>	<b>Beginning Census</b>	<b>Admissions</b>	<b>Discharges</b>	<b>Deaths</b>	<b>Ending Census</b>	<b>Total Patient Days</b>	<b>Occupancy Percentage</b>
<b>ADD:3 - Green River</b>									
<b>DAVIESS</b>									
Wellington Parc of Owensboro	60	60	47	61	32	22	54	18,689	85.34%
<b>DAVIESS County Total:</b>	<b>60</b>	<b>60</b>	<b>47</b>	<b>61</b>	<b>32</b>	<b>22</b>	<b>54</b>	<b>18,689</b>	<b>85.34%</b>
<b>ADD: 3 Total</b>	<b>60</b>	<b>60</b>	<b>47</b>	<b>61</b>	<b>32</b>	<b>22</b>	<b>54</b>	<b>18,689</b>	<b>85.34%</b>
<b>ADD:4 - Barren River</b>									
<b>WARREN</b>									
Magnolia Village Care	60	60	55	71	52	16	58	20,932	95.58%
<b>WARREN County Total:</b>	<b>60</b>	<b>60</b>	<b>55</b>	<b>71</b>	<b>52</b>	<b>16</b>	<b>58</b>	<b>20,932</b>	<b>95.58%</b>
<b>ADD: 4 Total</b>	<b>60</b>	<b>60</b>	<b>55</b>	<b>71</b>	<b>52</b>	<b>16</b>	<b>58</b>	<b>20,932</b>	<b>95.58%</b>
<b>Statewide Total</b>	<b>120</b>	<b>120</b>	<b>102</b>	<b>132</b>	<b>84</b>	<b>38</b>	<b>112</b>	<b>39,621</b>	<b>90.46%</b>

## 2019 ANNUAL KENTUCKY LONG TERM CARE UTILIZATION AND SERVICE REPORT

### Table 7 - Census Data- ICF/IID Beds

ADD / Facility	Licensed Beds	Beds In Operation	Beginning Census	Admissions	Discharges	Deaths	Ending Census	Total Patient Days	Occupancy Percentage
<b>ADD:2 - Pennyrite</b>									
<b>CHRISTIAN</b>									
Outwood ICF/IID	80	80	32	2	1	2	31	11,383	38.98%
<b>CHRISTIAN County Total:</b>	<b>80</b>	<b>80</b>	<b>32</b>	<b>2</b>	<b>1</b>	<b>2</b>	<b>31</b>	<b>11,383</b>	<b>38.98%</b>
<b>ADD: 2 Total</b>	<b>80</b>	<b>80</b>	<b>32</b>	<b>2</b>	<b>1</b>	<b>2</b>	<b>31</b>	<b>11,383</b>	<b>38.98%</b>
<b>ADD:3 - Green River</b>									
<b>DAVISS</b>									
Wendell Foster's Campus for	63	63	63	3	0	3	63	22,971	99.90%
<b>DAVISS County Total:</b>	<b>63</b>	<b>63</b>	<b>63</b>	<b>3</b>	<b>0</b>	<b>3</b>	<b>63</b>	<b>22,971</b>	<b>99.90%</b>
<b>ADD: 3 Total</b>	<b>63</b>	<b>63</b>	<b>63</b>	<b>3</b>	<b>0</b>	<b>3</b>	<b>63</b>	<b>22,971</b>	<b>99.90%</b>
<b>ADD:6 - KIPDA</b>									
<b>BULLITT</b>									
Meadows ICF/IID	8	8	7	2	2	0	7	2,434	83.36%
<b>BULLITT County Total:</b>	<b>8</b>	<b>8</b>	<b>7</b>	<b>2</b>	<b>2</b>	<b>0</b>	<b>7</b>	<b>2,434</b>	<b>83.36%</b>
<b>HENRY</b>									
Cedar Lake Lodge Park Place I	8	8	8	0	0	0	8	2,920	100.00%
Cedar Lake Lodge Park Place II	8	8	8	0	0	0	8	2,920	100.00%
<b>HENRY County Total:</b>	<b>16</b>	<b>16</b>	<b>16</b>	<b>0</b>	<b>0</b>	<b>0</b>	<b>16</b>	<b>5,840</b>	<b>100.00%</b>
<b>JEFFERSON</b>									
Bingham Gardens	24	24	24	0	1	0	23	8,423	96.15%
Del Maria ICF/IID	8	8	8	1	1	0	8	2,886	98.84%
Hazelwood Center	201	100	66	5	3	2	66	23,831	32.48%
<b>JEFFERSON County Total:</b>	<b>233</b>	<b>132</b>	<b>98</b>	<b>6</b>	<b>5</b>	<b>2</b>	<b>97</b>	<b>35,140</b>	<b>41.32%</b>
<b>OLDHAM</b>									
Cedar Lake Lodge	63	63	63	4	2	2	63	22,412	97.69%
Cedar Lake Lodge Sycamore Run I	4	4	4	0	0	0	4	1,460	100.00%
Cedar Lake Lodge Sycamore Run II	4	0	4	0	0	0	4	1,460	100.00%
Windsong ICF/IID	8	8	6	1	1	0	6	2,277	77.98%
<b>OLDHAM County Total:</b>	<b>79</b>	<b>75</b>	<b>77</b>	<b>5</b>	<b>3</b>	<b>2</b>	<b>77</b>	<b>27,609</b>	<b>95.92%</b>
<b>ADD: 6 Total</b>	<b>336</b>	<b>231</b>	<b>198</b>	<b>13</b>	<b>10</b>	<b>4</b>	<b>197</b>	<b>71,023</b>	<b>57.94%</b>
<b>ADD:14 - Lake Cumberland</b>									
<b>PULASKI</b>									
Oakwood ICF/IID Unit 1	60	60	45	6	5	1	45	16,411	74.94%
Oakwood ICF/IID Unit 2	48	48	37	10	7	1	39	14,506	82.80%

**2019 ANNUAL KENTUCKY LONG TERM CARE UTILIZATION AND SERVICE REPORT**

**Table 7 - Census Data- ICF/IID Beds**

<b>ADD / Facility</b>	<b>Licensed Beds</b>	<b>Beds In Operation</b>	<b>Beginning Census</b>	<b>Admissions</b>	<b>Discharges</b>	<b>Deaths</b>	<b>Ending Census</b>	<b>Total Patient Days</b>	<b>Occupancy Percentage</b>
Oakwood ICF/IID Unit 3	24	24	11	7	7	0	11	4,424	50.50%
Oakwood ICF/IID Unit 4	21	21	12	1	1	0	12	4,380	57.14%
<b>PULASKI County Total:</b>	<b>153</b>	<b>153</b>	<b>105</b>	<b>24</b>	<b>20</b>	<b>2</b>	<b>107</b>	<b>39,721</b>	<b>71.13%</b>
<b>ADD: 14 Total</b>	<b>153</b>	<b>153</b>	<b>105</b>	<b>24</b>	<b>20</b>	<b>2</b>	<b>107</b>	<b>39,721</b>	<b>71.13%</b>
<b>Statewide Total</b>	<b>632</b>	<b>527</b>	<b>398</b>	<b>42</b>	<b>31</b>	<b>11</b>	<b>398</b>	<b>145,098</b>	<b>62.91%</b>

**2019 ANNUAL KENTUCKY LONG TERM CARE UTILIZATION AND SERVICE REPORT**

**Table 7A - ICF/IID Bed Transition Status by CMHC Region**

CMHC Region / County / Facility	Licensed Beds	Individuals Served (Beginning Census + Admits)	Individuals Ready to Transition		Individuals Transitioned to Less Restrictive Placement		Individuals on Waiting List for Admisson to ICF	Percent Transitioned
			Individuals	Resident Days	Individuals	Resident Days		
<b>Adanta</b>								
<b>PULASKI</b>								
Oakwood ICF/IID Unit 1	60	51	0	0	5	693	0	9.80%
Oakwood ICF/IID Unit 2	48	47	0	0	5	649	0	10.64%
Oakwood ICF/IID Unit 3	24	18	0	0	5	879	0	27.78%
Oakwood ICF/IID Unit 4	21	13	0	0	0	0	0	0.00%
<b>PULASKI County Total:</b>	<b>153</b>	<b>129</b>	<b>0</b>	<b>0</b>	<b>15</b>	<b>2,221</b>	<b>0</b>	<b>11.63%</b>
<b>Adanta CMHC Region Total:</b>	<b>153</b>	<b>129</b>	<b>0</b>	<b>0</b>	<b>15</b>	<b>2,221</b>	<b>0</b>	<b>11.63%</b>
<b>Pennyroyal</b>								
<b>CHRISTIAN</b>								
Outwood ICF/IID	80	34	0	0	0	0	0	0.00%
<b>CHRISTIAN County Total:</b>	<b>80</b>	<b>34</b>	<b>0</b>	<b>0</b>	<b>0</b>	<b>0</b>	<b>0</b>	<b>0.00%</b>
<b>Pennyroyal CMHC Region Total:</b>	<b>80</b>	<b>34</b>	<b>0</b>	<b>0</b>	<b>0</b>	<b>0</b>	<b>0</b>	<b>0.00%</b>
<b>River Valley</b>								
<b>DAVISS</b>								
Wendell Foster's Campus for Developmental Disabilities	63	66	0	0	0	0	23	0.00%
<b>DAVISS County Total:</b>	<b>63</b>	<b>66</b>	<b>0</b>	<b>0</b>	<b>0</b>	<b>0</b>	<b>23</b>	<b>0.00%</b>
<b>River Valley CMHC Region Total:</b>	<b>63</b>	<b>66</b>	<b>0</b>	<b>0</b>	<b>0</b>	<b>0</b>	<b>23</b>	<b>0.00%</b>
<b>Seven Counties</b>								
<b>BULLITT</b>								
Meadows ICF/IID	8	9	7	2434	1	365	0	11.11%
<b>BULLITT County Total:</b>	<b>8</b>	<b>9</b>	<b>7</b>	<b>2,434</b>	<b>1</b>	<b>365</b>	<b>0</b>	<b>11.11%</b>
<b>HENRY</b>								
Cedar Lake Lodge Park Place I	8	8	0	0	0	0	0	0.00%
Cedar Lake Lodge Park Place II	8	8	0	0	0	0	0	0.00%
<b>HENRY County Total:</b>	<b>16</b>	<b>16</b>	<b>0</b>	<b>0</b>	<b>0</b>	<b>0</b>	<b>0</b>	<b>0.00%</b>
<b>JEFFERSON</b>								
Bingham Gardens	24	24	22	8030	0	0	0	0.00%

\*CMHC – Community Mental Health Center.

\*Percent Transitioned – Individuals Transitioned divided by Individuals Served (Beginning Census + Admits).

**2019 ANNUAL KENTUCKY LONG TERM CARE UTILIZATION AND SERVICE REPORT**

**Table 7A - ICF/IID Bed Transition Status by CMHC Region**

CMHC Region / County / Facility	Licensed Beds	Individuals Served (Beginning Census + Admits)	Individuals Ready to Transition		Individuals Transitioned to Less Restrictive Placement		Individuals on Waiting List for Admisson to ICF	Percent Transitioned
			Individuals	Resident Days	Individuals	Resident Days		
Del Maria ICF/IID	8	9	7	2886	1	365	0	11.11%
Hazelwood Center	201	71	50	23831	0	0	0	0.00%
<b>JEFFERSON County Total:</b>	<b>233</b>	<b>104</b>	<b>79</b>	<b>34,747</b>	<b>1</b>	<b>365</b>	<b>0</b>	<b>0.96%</b>
<b>OLDHAM</b>								
Cedar Lake Lodge	63	67	0	0	0	0	40	0.00%
Cedar Lake Lodge Sycamore Run I	4	4	0	0	0	0	0	0.00%
Cedar Lake Lodge Sycamore Run II	4	4	0	0	0	0	0	0.00%
Windsong ICF/IID	8	7	7	2277	1	318	0	14.29%
<b>OLDHAM County Total:</b>	<b>79</b>	<b>82</b>	<b>7</b>	<b>2,277</b>	<b>1</b>	<b>318</b>	<b>40</b>	<b>1.22%</b>
<b>Seven Counties CMHC Region</b>	<b>336</b>	<b>211</b>	<b>93</b>	<b>39,458</b>	<b>3</b>	<b>1,048</b>	<b>40</b>	<b>1.42%</b>
<b>State Total</b>	<b>632</b>	<b>440</b>	<b>93</b>	<b>39,458</b>	<b>18</b>	<b>3,269</b>	<b>63</b>	<b>4.09%</b>

\*CMHC – Community Mental Health Center.

\*Percent Transitioned – Individuals Transitioned divided by Individuals Served (Beginning Census + Admits).



**2019 ANNUAL KENTUCKY LONG TERM CARE UTILIZATION AND SERVICE REPORT**

**Table 7B - ICF/IID Bed, Reasons Individuals Not Transitioned by CMHC Region**

<b>CMHC Region / County / Facility</b>	<b>Family / Guardian Objection</b>	<b>Waiver Slots Unavailable</b>	<b>Required Services Unavailable</b>	<b>Willing Provider Unavailable</b>	<b>Other Reason Not Transitioned</b>	<b>Totals</b>
<b>Adanta</b>						
Oakwood ICF/IID Unit 1	0	0	0	0	0	0
Oakwood ICF/IID Unit 2	0	0	0	0	0	0
Oakwood ICF/IID Unit 3	0	0	0	0	0	0
Oakwood ICF/IID Unit 4	0	0	0	0	0	0
<b>Adanta CMHC Total:</b>	<b>0</b>	<b>0</b>	<b>0</b>	<b>0</b>	<b>0</b>	<b>0</b>
<b>Pennyroyal</b>						
<b>CHRISTIAN</b>						
Outwood ICF/IID	0	0	0	0	0	0
<b>CHRISTIAN County Total:</b>	<b>0</b>	<b>0</b>	<b>0</b>	<b>0</b>	<b>0</b>	<b>0</b>
<b>Pennyroyal CMHC Total:</b>	<b>0</b>	<b>0</b>	<b>0</b>	<b>0</b>	<b>0</b>	<b>0</b>
<b>River Valley</b>						
<b>DAVIESS</b>						
Wendell Foster's Campus for Developmental Disabilities	0	0	0	0	0	0
<b>DAVIESS County Total:</b>	<b>0</b>	<b>0</b>	<b>0</b>	<b>0</b>	<b>0</b>	<b>0</b>
<b>River Valley CMHC Total:</b>	<b>0</b>	<b>0</b>	<b>0</b>	<b>0</b>	<b>0</b>	<b>0</b>
<b>Seven Counties</b>						
<b>BULLITT</b>						
Meadows ICF/IID	7	0	0	0	0	7
<b>BULLITT County Total:</b>	<b>7</b>	<b>0</b>	<b>0</b>	<b>0</b>	<b>0</b>	<b>7</b>
<b>HENRY</b>						
Cedar Lake Lodge Park Place I	0	0	0	0	0	0
Cedar Lake Lodge Park Place II	0	0	0	0	0	0
<b>HENRY County Total:</b>	<b>0</b>	<b>0</b>	<b>0</b>	<b>0</b>	<b>0</b>	<b>0</b>
<b>JEFFERSON</b>						
Bingham Gardens	2	0	0	4	16	22
Brookdale Stonestreet	0	0	0	0	0	0
Cherokee Park Rehabilitation	0	0	0	0	0	0
Christian Health Center of Louisville	0	0	0	0	0	0
Del Maria ICF/IID	7	0	0	0	0	7

**2019 ANNUAL KENTUCKY LONG TERM CARE UTILIZATION AND SERVICE REPORT**

**Table 7B - ICF/IID Bed, Reasons Individuals Not Transitioned by CMHC Region**

<b>CMHC Region / County / Facility</b>	<b>Family / Guardian Objection</b>	<b>Waiver Slots Unavailable</b>	<b>Required Services Unavailable</b>	<b>Willing Provider Unavailable</b>	<b>Other Reason Not Transitioned</b>	<b>Totals</b>
Hazelwood Center	50	0	0	0	0	50
<b>JEFFERSON County Total:</b>	<b>59</b>	<b>0</b>	<b>0</b>	<b>4</b>	<b>16</b>	<b>79</b>
OLDHAM						
Cedar Lake Lodge	0	0	0	0	0	0
Cedar Lake Lodge Sycamore Run I	0	0	0	0	0	0
Cedar Lake Lodge Sycamore Run II	0	0	0	0	0	0
Windsong ICF/IID	7	0	0	0	0	7
<b>OLDHAM County Total:</b>	<b>7</b>	<b>0</b>	<b>0</b>	<b>0</b>	<b>0</b>	<b>7</b>
<b>Seven Counties CMHC Total:</b>	<b>73</b>	<b>0</b>	<b>0</b>	<b>4</b>	<b>16</b>	<b>93</b>
<b>State Total</b>	<b>73</b>	<b>0</b>	<b>0</b>	<b>4</b>	<b>16</b>	<b>93</b>

# *Kentucky Annual Long-Term Care Services Report*



## *Section II Payor Source Data*

**2019 ANNUAL KENTUCKY LONG TERM CARE UTILIZATION AND SERVICE REPORT**

**Table 8 - Payor Source- Nursing Facility Beds**

**Number of Patient Days by Primary Payor Source**

<b>ADD / Facility</b>	<b>Medicare</b>	<b>Medicaid</b>	<b>Private</b>	<b>Other</b>	<b>Total</b>
<b>ADD:1</b>					
<b>BALLARD</b>					
Life Care Center of LaCenter	2,309	12,141	4,071	319	18,840
<b>BALLARD County Total:</b>	<b>2,309</b>	<b>12,141</b>	<b>4,071</b>	<b>319</b>	<b>18,840</b>
<b>CALLOWAY</b>					
Spring Creek Health Care	7,454	26,256	10,775	2,204	46,689
<b>CALLOWAY County Total:</b>	<b>7,454</b>	<b>26,256</b>	<b>10,775</b>	<b>2,204</b>	<b>46,689</b>
<b>CARLISLE</b>					
Countryside Center	2,114	11,697	1,453	793	16,057
<b>CARLISLE County Total:</b>	<b>2,114</b>	<b>11,697</b>	<b>1,453</b>	<b>793</b>	<b>16,057</b>
<b>FULTON</b>					
Fulton Nursing and Rehab	2,580	12,246	262	343	15,431
<b>FULTON County Total:</b>	<b>2,580</b>	<b>12,246</b>	<b>262</b>	<b>343</b>	<b>15,431</b>
<b>GRAVES</b>					
Concordia Healthcare Center-Heritage Manor	3,381	15,702	1,472	9	20,564
Green Acres Health Care	3,701	13,859	3,238	2,547	23,345
Mills Health and Rehab Center	5,667	21,283	4,401	1,402	32,753
<b>GRAVES County Total:</b>	<b>12,749</b>	<b>50,844</b>	<b>9,111</b>	<b>3,958</b>	<b>76,662</b>
<b>HICKMAN</b>					
Clinton Hickman County Nursing Facility	1,207	10,621	3,520	426	15,774
Clinton Place	3,650	18,615	1,825	0	24,090
<b>HICKMAN County Total:</b>	<b>4,857</b>	<b>29,236</b>	<b>5,345</b>	<b>426</b>	<b>39,864</b>
<b>MARSHALL</b>					
Calvert City Convalescent Center	2,541	17,945	7,302	1,120	28,908
Lake Way Nursing and Rehabilitation Center	3,160	23,330	3,691	1,035	31,216
Oakview Nursing and Rehabilitation Center	3,262	19,447	2,789	1,244	26,742
<b>MARSHALL County Total:</b>	<b>8,963</b>	<b>60,722</b>	<b>13,782</b>	<b>3,399</b>	<b>86,866</b>
<b>MCCRACKEN</b>					
Baptist Health Paducah	0	0	0	0	0
Parkview Nursing and Rehabilitation Center (Paducah)	10,994	47,614	9,368	6,709	74,685
River Haven Nursing and Rehab	1,927	19,189	943	848	22,907
Stonecreek Health and Rehab	3,460	18,991	2,300	4,118	28,869

## 2019 ANNUAL KENTUCKY LONG TERM CARE UTILIZATION AND SERVICE REPORT

### Table 8 - Payor Source- Nursing Facility Beds

#### Number of Patient Days by Primary Payor Source

ADD / Facility	Medicare	Medicaid	Private	Other	Total
Superior Care Home	11,230	9,010	5,735	10,670	36,645
<b>MCCRACKEN County Total:</b>	<b>27,611</b>	<b>94,804</b>	<b>18,346</b>	<b>22,345</b>	<b>163,106</b>
<b>ADD: 1 Total</b>	<b>68,637</b>	<b>297,946</b>	<b>63,145</b>	<b>33,787</b>	<b>463,515</b>
<b>ADD:2</b>					
<b>CALDWELL</b>					
Princeton Health and Rehab Center	4,312	17,274	828	2,800	25,214
<b>CALDWELL County Total:</b>	<b>4,312</b>	<b>17,274</b>	<b>828</b>	<b>2,800</b>	<b>25,214</b>
<b>CHRISTIAN</b>					
Bradford Heights Health & Rehab Center	9,550	19,067	2,577	0	31,194
Christian Health Center, Hopkinsville	6,376	22,996	6,528	2,015	37,915
Christian Heights Nursing and Rehabilitation Center	1,256	13,968	461	112	15,797
Covington Convalescent Center	1,333	18,228	3,963	0	23,524
Western State Nursing Facility	0	25,305	0	8,522	33,827
<b>CHRISTIAN County Total:</b>	<b>18,515</b>	<b>99,564</b>	<b>13,529</b>	<b>10,649</b>	<b>142,257</b>
<b>CRITTENDEN</b>					
Crittenden County Health and Rehabilitation Center	4,048	22,747	1,581	54	28,430
<b>CRITTENDEN County Total:</b>	<b>4,048</b>	<b>22,747</b>	<b>1,581</b>	<b>54</b>	<b>28,430</b>
<b>HOPKINS</b>					
Baptist Health Madisonville	0	0	0	0	0
Brighton Cornerstone Health Care	1,975	15,931	935	0	18,841
Dawson Springs Health And Rehab Ctr	741	18,178	811	0	19,730
Hillside Center	2,984	14,753	716	655	19,108
Joseph Eddie Ballard Western Kentucky Veterans Ctr	1,177	11,350	10,759	8,940	32,226
Madisonville Health and Rehabilitation	4,191	23,209	2,871	0	30,271
Ridgewood Terrace Nursing Home	5,971	25,365	5,392	464	37,192
Tradewater Pointe	1,617	14,103	537	0	16,257
<b>HOPKINS County Total:</b>	<b>18,656</b>	<b>122,889</b>	<b>22,021</b>	<b>10,059</b>	<b>173,625</b>
<b>LIVINGSTON</b>					
Salem Springlake Health and Rehabilitation Center	2,328	15,087	1,044	248	18,707
<b>LIVINGSTON County Total:</b>	<b>2,328</b>	<b>15,087</b>	<b>1,044</b>	<b>248</b>	<b>18,707</b>
<b>LYON</b>					
Christian Care Center of Kuttawa	2,830	14,409	1,481	746	19,466
River's Bend Retirement Community	2,150	8,998	2,025	365	13,538
<b>LYON County Total:</b>	<b>4,980</b>	<b>23,407</b>	<b>3,506</b>	<b>1,111</b>	<b>33,004</b>

**2019 ANNUAL KENTUCKY LONG TERM CARE UTILIZATION AND SERVICE REPORT**

**Table 8 - Payor Source- Nursing Facility Beds**

**Number of Patient Days by Primary Payor Source**

<b>ADD / Facility</b>	<b>Medicare</b>	<b>Medicaid</b>	<b>Private</b>	<b>Other</b>	<b>Total</b>
<b>MUHLENBERG</b>					
Concordia Nusing and Rehabilitation-Maple	3,818	28,832	699	153	33,502
Diversicare of Greenville	3,535	16,432	1,298	0	21,265
Owensboro Health Muhlenberg Community Hospital Long Term Care	2,350	10,840	515	1,471	15,176
<b>MUHLENBERG County Total:</b>	<b>9,703</b>	<b>56,104</b>	<b>2,512</b>	<b>1,624</b>	<b>69,943</b>
<b>TODD</b>					
Hearthstone Place	2,040	15,536	1,717	323	19,616
<b>TODD County Total:</b>	<b>2,040</b>	<b>15,536</b>	<b>1,717</b>	<b>323</b>	<b>19,616</b>
<b>TRIGG</b>					
Shady Lawn Nursing and Rehabilitation Center	1,464	10,760	727	418	13,369
<b>TRIGG County Total:</b>	<b>1,464</b>	<b>10,760</b>	<b>727</b>	<b>418</b>	<b>13,369</b>
<b>ADD: 2 Total</b>	<b>66,046</b>	<b>383,368</b>	<b>47,465</b>	<b>27,286</b>	<b>524,165</b>
<b>ADD:3</b>					
<b>DAVIESS</b>					
Carmel Home	148	3,881	1,713	7,226	12,968
Hermitage Care and Rehabilitation Center	1,929	15,577	2,204	0	19,710
Owensboro Center	3,039	37,436	1,929	1,355	43,759
Signature Healthcare at Hillcrest	9,795	31,765	4,681	0	46,241
The Transitional Care Center of Owensboro	5,744	0	0	204	5,948
Twin Rivers Nursing and Rehab Center	3,151	31,220	1,767	201	36,339
Wellington Parc of Owensboro	146	0	7,050	0	7,196
<b>DAVIESS County Total:</b>	<b>23,952</b>	<b>119,879</b>	<b>19,344</b>	<b>8,986</b>	<b>172,161</b>
<b>HANCOCK</b>					
Heartland Villa Care and Rehabilitation Center Com	2,012	11,259	1,878	147	15,296
<b>HANCOCK County Total:</b>	<b>2,012</b>	<b>11,259</b>	<b>1,878</b>	<b>147</b>	<b>15,296</b>
<b>HENDERSON</b>					
Henderson Nursing and Rehabilitation Center	1,740	18,321	1,008	604	21,673
Redbanks	5,966	46,918	7,278	5,286	65,448
<b>HENDERSON County Total:</b>	<b>7,706</b>	<b>65,239</b>	<b>8,286</b>	<b>5,890</b>	<b>87,121</b>
<b>MCLEAN</b>					
Riverside Care & Rehab Ctr	2,478	18,539	1,530	870	23,417
<b>MCLEAN County Total:</b>	<b>2,478</b>	<b>18,539</b>	<b>1,530</b>	<b>870</b>	<b>23,417</b>

**2019 ANNUAL KENTUCKY LONG TERM CARE UTILIZATION AND SERVICE REPORT**

**Table 8 - Payor Source- Nursing Facility Beds**

**Number of Patient Days by Primary Payor Source**

<b>ADD / Facility</b>	<b>Medicare</b>	<b>Medicaid</b>	<b>Private</b>	<b>Other</b>	<b>Total</b>
<b>OHIO</b>					
Beaver Dam Nursing and Rehab Center	3,048	14,108	2,830	300	20,286
Fordsville Nursing and Rehabilitation Center	1,290	19,255	801	36	21,382
Signature Healthcare of Hartford Rehab and Wellnes	6,627	24,232	4,012	61	34,932
<b>OHIO County Total:</b>	<b>10,965</b>	<b>57,595</b>	<b>7,643</b>	<b>397</b>	<b>76,600</b>
<b>UNION</b>					
Breckinridge Place	213	4,567	994	0	5,774
Morganfield Nursing and Rehabilitation Center	2,563	13,402	2,654	234	18,853
<b>UNION County Total:</b>	<b>2,776</b>	<b>17,969</b>	<b>3,648</b>	<b>234</b>	<b>24,627</b>
<b>WEBSTER</b>					
Redbanks Colonial Terrace	1,635	18,803	4,297	1,160	25,895
<b>WEBSTER County Total:</b>	<b>1,635</b>	<b>18,803</b>	<b>4,297</b>	<b>1,160</b>	<b>25,895</b>
<b>ADD: 3 Total</b>	<b>51,524</b>	<b>309,283</b>	<b>46,626</b>	<b>17,684</b>	<b>425,117</b>
<b>ADD:4</b>					
<b>ALLEN</b>					
Cal Turner Rehab and Specialty Care	3,547	29,324	6,157	84	39,112
<b>ALLEN County Total:</b>	<b>3,547</b>	<b>29,324</b>	<b>6,157</b>	<b>84</b>	<b>39,112</b>
<b>BARREN</b>					
Barren County Nursing and Rehab	3,084	21,846	5,209	1,087	31,226
Glasgow State Nursing Facility	0	18,194	2,974	2,566	23,734
Glenview Health Care Facility	1,613	16,359	2,155	70	20,197
NHC HealthCare, Glasgow	7,320	46,483	8,224	1,735	63,762
Signature Healthcare of Glasgow	3,385	17,878	918	774	22,955
T J Samson Community Hospital Skilled Nursing Unit	3,309	0	0	156	3,465
<b>BARREN County Total:</b>	<b>18,711</b>	<b>120,760</b>	<b>19,480</b>	<b>6,388</b>	<b>165,339</b>
<b>BUTLER</b>					
Morgantown Care and Rehabilitation Center	8,384	33,919	1,862	365	44,530
<b>BUTLER County Total:</b>	<b>8,384</b>	<b>33,919</b>	<b>1,862</b>	<b>365</b>	<b>44,530</b>
<b>EDMONSON</b>					
Edmonson Center	1,867	20,206	2,119	1,613	25,805
<b>EDMONSON County Total:</b>	<b>1,867</b>	<b>20,206</b>	<b>2,119</b>	<b>1,613</b>	<b>25,805</b>
<b>HART</b>					
Signature Healthcare of Hart County	4,626	26,708	2,890	0	34,224
<b>HART County Total:</b>	<b>4,626</b>	<b>26,708</b>	<b>2,890</b>	<b>0</b>	<b>34,224</b>

## 2019 ANNUAL KENTUCKY LONG TERM CARE UTILIZATION AND SERVICE REPORT

### Table 8 - Payor Source- Nursing Facility Beds

#### Number of Patient Days by Primary Payor Source

ADD / Facility	Medicare	Medicaid	Private	Other	Total
<b>LOGAN</b>					
Auburn Health Care	1,245	14,594	3,159	0	18,998
Creekwood Place Nursing and Rehab Center	0	0	0	0	35,355
<b>LOGAN County Total:</b>	<b>1,245</b>	<b>14,594</b>	<b>3,159</b>	<b>0</b>	<b>54,353</b>
<b>METCALFE</b>					
Metcalfe Health Care Center	3,223	19,734	1,344	0	24,301
<b>METCALFE County Total:</b>	<b>3,223</b>	<b>19,734</b>	<b>1,344</b>	<b>0</b>	<b>24,301</b>
<b>MONROE</b>					
Signature HealthCare of Monroe County Rehab	4,594	26,873	2,438	1,692	35,597
<b>MONROE County Total:</b>	<b>4,594</b>	<b>26,873</b>	<b>2,438</b>	<b>1,692</b>	<b>35,597</b>
<b>SIMPSON</b>					
Franklin-Simpson Nursing and Rehabilitation	3,849	25,467	1,252	279	30,847
<b>SIMPSON County Total:</b>	<b>3,849</b>	<b>25,467</b>	<b>1,252</b>	<b>279</b>	<b>30,847</b>
<b>WARREN</b>					
Bowling Green Nursing and Rehabilitation	1,750	16,546	2,508	252	21,056
Christian Health Center, Bowling Green	2,936	1,587	740	973	6,236
Colonial Center	1,736	13,347	886	0	15,969
Greenwood Nursing and Rehabilitation	15,181	25,200	3,980	358	44,719
Hopkins Center	1,963	13,424	1,011	158	16,556
Signature Healthcare Bowling Green	4,863	38,451	3,965	2,509	49,788
<b>WARREN County Total:</b>	<b>28,429</b>	<b>108,555</b>	<b>13,090</b>	<b>4,250</b>	<b>154,324</b>
<b>ADD: 4 Total</b>	<b>78,475</b>	<b>426,140</b>	<b>53,791</b>	<b>14,671</b>	<b>608,432</b>
<b>ADD:5</b>					
<b>BRECKINRIDGE</b>					
Breckinridge Memorial Nursing Facility	198	4,015	2,309	0	6,522
Hardinsburg Nursing and Rehabilitation	2,601	17,674	1,275	195	21,745
<b>BRECKINRIDGE County Total:</b>	<b>2,799</b>	<b>21,689</b>	<b>3,584</b>	<b>195</b>	<b>28,267</b>
<b>GRAYSON</b>					
Grayson Manor	3,328	17,285	3,147	1,079	24,839
Spring View Health and Rehab Center	3,253	16,356	1,839	2,504	23,952
<b>GRAYSON County Total:</b>	<b>6,581</b>	<b>33,641</b>	<b>4,986</b>	<b>3,583</b>	<b>48,791</b>
<b>HARDIN</b>					
Elizabethtown Nursing and Rehab	2,869	15,594	2,078	1,249	21,790
Helmwood Healthcare Center	3,650	12,045	4,015	0	19,710



**2019 ANNUAL KENTUCKY LONG TERM CARE UTILIZATION AND SERVICE REPORT**

**Table 8 - Payor Source- Nursing Facility Beds**

**Number of Patient Days by Primary Payor Source**

<b>ADD / Facility</b>	<b>Medicare</b>	<b>Medicaid</b>	<b>Private</b>	<b>Other</b>	<b>Total</b>
Kensington Center	4,287	20,834	1,155	1,779	28,055
Nursing Facility of Hardin Memorial Hospital	3,866	0	251	0	4,117
Radcliff Veterans Center	324	5,635	5,446	12,640	24,045
Signature Healthcare at North Hardin Rehab	6,546	30,430	2,711	3,917	43,604
Signature Healthcare of Elizabethtown	2,558	21,931	3,575	3,237	31,301
<b>HARDIN County Total:</b>	<b>24,100</b>	<b>106,469</b>	<b>19,231</b>	<b>22,822</b>	<b>172,622</b>
<b>LARUE</b>					
Sunrise Manor Nursing Home	6,287	27,061	4,170	8,147	45,665
<b>LARUE County Total:</b>	<b>6,287</b>	<b>27,061</b>	<b>4,170</b>	<b>8,147</b>	<b>45,665</b>
<b>MARION</b>					
Cedars Of Lebanon Nursing Center	1,129	14,409	2,598	1,326	19,462
Loretto Motherhouse Infirmary	457	14,831	2,223	103	17,614
Village of Lebanon II	23	4,766	601	304	5,694
<b>MARION County Total:</b>	<b>1,609</b>	<b>34,006</b>	<b>5,422</b>	<b>1,733</b>	<b>42,770</b>
<b>MEADE</b>					
Brandenburg Nursing and Rehabilitation	1,645	13,282	924	2,488	18,339
<b>MEADE County Total:</b>	<b>1,645</b>	<b>13,282</b>	<b>924</b>	<b>2,488</b>	<b>18,339</b>
<b>NELSON</b>					
Flaget Memorial Hospital NF	2,929	0	166	28	3,123
Landmark of Bardstown Rehab and Nursing	3,442	20,578	2,280	1,145	27,445
Signature Healthcare At Colonial Rehab	3,558	15,512	1,005	1,212	21,287
<b>NELSON County Total:</b>	<b>9,929</b>	<b>36,090</b>	<b>3,451</b>	<b>2,385</b>	<b>51,855</b>
<b>WASHINGTON</b>					
Sansbury Care Center	474	14,057	1,622	0	16,153
Springfield Nursing and Rehabilitation Center	1,844	18,714	1,181	306	22,045
<b>WASHINGTON County Total:</b>	<b>2,318</b>	<b>32,771</b>	<b>2,803</b>	<b>306</b>	<b>38,198</b>
<b>ADD: 5 Total</b>	<b>55,268</b>	<b>305,009</b>	<b>44,571</b>	<b>41,659</b>	<b>446,507</b>
<b>ADD:6</b>					
<b>BULLITT</b>					
Bedrock HC at Green Meadows	3,856	20,746	3,308	3,634	31,544
<b>BULLITT County Total:</b>	<b>3,856</b>	<b>20,746</b>	<b>3,308</b>	<b>3,634</b>	<b>31,544</b>
<b>HENRY</b>					
New Castle Nursing and Rehab	1,624	17,317	1,628	0	20,569
<b>HENRY County Total:</b>	<b>1,624</b>	<b>17,317</b>	<b>1,628</b>	<b>0</b>	<b>20,569</b>

**2019 ANNUAL KENTUCKY LONG TERM CARE UTILIZATION AND SERVICE REPORT**

**Table 8 - Payor Source- Nursing Facility Beds**

**Number of Patient Days by Primary Payor Source**

<b>ADD / Facility</b>	<b>Medicare</b>	<b>Medicaid</b>	<b>Private</b>	<b>Other</b>	<b>Total</b>
<b>JEFFERSON</b>					
Cherokee Park Rehabilitation	1,496	19,252	2,164	6,977	29,889
Christian Health Center of Louisville	5,740	30,022	2,114	515	38,391
Clifton Oaks Care Center	1,571	25,212	973	46	27,802
Diversicare of Seneca Place	6,591	23,670	2,149	4,104	36,514
Episcopal Church Home	8,290	6,177	14,793	0	29,260
Essex Nursing and Rehabilitation Center	4,807	30,836	2,894	891	39,428
Forest Springs Health Campus	7,465	2,646	6,437	656	17,204
Franciscan Health Care Center	8,464	6,679	8,039	5,835	29,017
Glen Ridge Health Campus	8,245	1,927	7,242	3,814	21,228
Highlands Nursing and Rehabilitation Center	7,842	39,431	1,874	3,074	52,221
Hillcreek Rehabilitation and Care	3,731	38,925	3,949	2,773	49,378
Home of the Innocents	0	27,363	0	0	27,363
Jeffersontown Rehabilitation	5,213	25,161	1,093	0	31,467
Kindred Hospital - Louisville	814	12,750	51	686	14,301
Klondike Center	739	19,717	114	474	21,044
Landmark of Iroquois Park and Nursing Center	2,130	29,335	3,836	806	36,107
Landmark of Louisville Rehab and Nursing	5,790	60,169	8,703	4,509	79,171
Landmark of River City Rehabilitation and Nursing	1,538	26,213	477	1,078	29,306
Little Sisters of the Poor	241	10,942	819	411	12,413
Lyndon Woods Care & Rehabilitation	2,993	28,087	1,971	6,570	39,621
Masonic Home of Louisville	14,920	10,558	16,582	8,427	50,487
Nazareth Home	5,834	12,108	19,770	2,438	40,150
Nazareth Home Clifton	4,202	19,514	11,506	0	35,222
Park Terrace Health Campus	8,398	11,187	6,075	620	26,280
Providence Louisville East Post Acute	3,499	49,000	1,673	4,238	58,410
Regency Rehabilitation and Nursing Center	1,731	33,150	829	1,308	37,018
Regis Woods Care and Rehabilitation Center	2,662	53,442	525	1,578	58,207
Rivers Edge Nursing and Rehabilitation Center	1,527	27,524	1,371	804	31,226
Signature Health Care of East Louisville	7,902	29,465	2,895	1,072	41,334
Signature Health Care of South Louisville	5,480	16,553	1,047	9,161	32,241
Signature Healthcare At Jefferson Manor Rehab	3,901	21,823	3,295	35	29,054
Signature Healthcare at Jefferson Place Rehab	10,959	3,224	11,342	988	26,513
Signature Healthcare At Rockford Rehab	4,618	28,342	1,154	0	34,114

**2019 ANNUAL KENTUCKY LONG TERM CARE UTILIZATION AND SERVICE REPORT**

**Table 8 - Payor Source- Nursing Facility Beds**

**Number of Patient Days by Primary Payor Source**

<b>ADD / Facility</b>	<b>Medicare</b>	<b>Medicaid</b>	<b>Private</b>	<b>Other</b>	<b>Total</b>
Signature Healthcare at St's Mary & Elizabeth Hosp	3,484	0	13	2,899	6,396
Signature Healthcare At Summerfield Rehab	8,701	32,876	1,598	2,826	46,001
Springhurst Health and Rehab	653	14,488	2,943	2,985	21,069
St Matthews Care Center	2,805	32,794	2,096	2,941	40,636
Sycamore Heights Health and Rehab	1,825	20,155	650	365	22,995
The Forum at Brookside	1,807	3,449	3,628	606	9,490
Treyton Oaks Towers	3,168	5,094	7,478	40	15,780
Valhalla Post Acute	12,434	21,148	6,325	0	39,907
Wesley Manor	1,060	16,705	3,372	1,796	22,933
Westminster Terrace	3,708	25,328	5,211	0	34,247
Westport Place Health Campus	8,630	1,391	8,834	1,042	19,897
<b>JEFFERSON County Total:</b>	<b>207,608</b>	<b>953,832</b>	<b>189,904</b>	<b>89,388</b>	<b>1,440,732</b>
<b>OLDHAM</b>					
Baptist Health La Grange	3,854	74	36	229	4,193
Friendship Health and Rehab	2,927	30,944	5,400	3,216	42,487
Providence Richwood	2,968	28,826	3,587	1,587	36,968
<b>OLDHAM County Total:</b>	<b>9,749</b>	<b>59,844</b>	<b>9,023</b>	<b>5,032</b>	<b>83,648</b>
<b>SHELBY</b>					
Crestview Center	2,068	14,320	2,361	1,464	20,213
Masonic Home of Shelbyville	4,625	15,132	5,490	3,644	28,891
<b>SHELBY County Total:</b>	<b>6,693</b>	<b>29,452</b>	<b>7,851</b>	<b>5,108</b>	<b>49,104</b>
<b>SPENCER</b>					
Signature Health Care of Spencer County	2,861	26,224	3,504	2,712	35,301
<b>SPENCER County Total:</b>	<b>2,861</b>	<b>26,224</b>	<b>3,504</b>	<b>2,712</b>	<b>35,301</b>
<b>TRIMBLE</b>					
Signature Health Care of Trimble County	1,160	14,309	530	905	16,904
<b>TRIMBLE County Total:</b>	<b>1,160</b>	<b>14,309</b>	<b>530</b>	<b>905</b>	<b>16,904</b>
<b>ADD: 6 Total</b>	<b>233,551</b>	<b>1,121,724</b>	<b>215,748</b>	<b>106,779</b>	<b>1,677,802</b>
<b>ADD:7</b>					
<b>BOONE</b>					
Boonespring Transitional Care Center	7,192	13,583	4,150	128	25,053
Bridgepoint Care and Rehabilitation Center	3,089	45,840	430	1,216	50,575
Florence Park Care Center	5,022	35,003	5,050	1,845	46,920

## 2019 ANNUAL KENTUCKY LONG TERM CARE UTILIZATION AND SERVICE REPORT

### Table 8 - Payor Source- Nursing Facility Beds

#### Number of Patient Days by Primary Payor Source

ADD / Facility	Medicare	Medicaid	Private	Other	Total
St Elizabeth Florence SNF	2,999	0	0	2,454	5,453
<b>BOONE County Total:</b>	<b>18,302</b>	<b>94,426</b>	<b>9,630</b>	<b>5,643</b>	<b>128,001</b>
<b>CAMPBELL</b>					
Carmel Manor	2,166	11,154	14,860	1,563	29,743
Coldspring Transitional Care Center	5,504	31,511	3,678	4,848	45,541
Highlandspring of Ft Thomas	6,269	25,204	9,188	5,487	46,148
St Elizabeth FT Thomas SNF	3,286	0	365	2,324	5,975
The Seasons at Alexandria	4,649	24,371	7,043	4,904	40,967
<b>CAMPBELL County Total:</b>	<b>21,874</b>	<b>92,240</b>	<b>35,134</b>	<b>19,126</b>	<b>168,374</b>
<b>CARROLL</b>					
Signature Healthcare of Carrollton Rehab	1,793	19,479	1,419	2,159	24,850
<b>CARROLL County Total:</b>	<b>1,793</b>	<b>19,479</b>	<b>1,419</b>	<b>2,159</b>	<b>24,850</b>
<b>GALLATIN</b>					
Gallatin Nursing and Rehab	2,636	29,103	5,267	0	37,006
<b>GALLATIN County Total:</b>	<b>2,636</b>	<b>29,103</b>	<b>5,267</b>	<b>0</b>	<b>37,006</b>
<b>GRANT</b>					
Grant Center	1,474	30,181	834	702	33,191
<b>GRANT County Total:</b>	<b>1,474</b>	<b>30,181</b>	<b>834</b>	<b>702</b>	<b>33,191</b>
<b>KENTON</b>					
Emerald Trace	9,565	0	6,483	0	16,048
Madonna Manor	4,295	6,665	6,227	2,698	19,885
Rosedale Green	4,499	42,530	13,873	726	61,628
The Pavilion at Kenton	2,265	21,119	1,589	2,700	27,673
Village Care Center	1,902	22,098	8,223	2,022	34,245
Villaspring of Erlanger	10,937	22,605	7,247	497	41,286
Woodcrest Nursing and Rehabilitation Center	2,674	31,756	1,750	154	36,334
<b>KENTON County Total:</b>	<b>36,137</b>	<b>146,773</b>	<b>45,392</b>	<b>8,797</b>	<b>237,099</b>
<b>OWEN</b>					
Owenton Center	2,799	30,551	1,396	0	34,746
<b>OWEN County Total:</b>	<b>2,799</b>	<b>30,551</b>	<b>1,396</b>	<b>0</b>	<b>34,746</b>
<b>PENDLETON</b>					
River Valley Nursing Home	1,069	14,866	4,293	777	21,005
<b>PENDLETON County Total:</b>	<b>1,069</b>	<b>14,866</b>	<b>4,293</b>	<b>777</b>	<b>21,005</b>
<b>ADD: 7 Total</b>	<b>86,084</b>	<b>457,619</b>	<b>103,365</b>	<b>37,204</b>	<b>684,272</b>

**2019 ANNUAL KENTUCKY LONG TERM CARE UTILIZATION AND SERVICE REPORT**

**Table 8 - Payor Source- Nursing Facility Beds**

**Number of Patient Days by Primary Payor Source**

<b>ADD / Facility</b>	<b>Medicare</b>	<b>Medicaid</b>	<b>Private</b>	<b>Other</b>	<b>Total</b>
<b>ADD:8</b>					
<b>BRACKEN</b>					
Bracken County Nursing and Rehabilitation Center	1,356	6,813	951	163	9,283
<b>BRACKEN County Total:</b>	<b>1,356</b>	<b>6,813</b>	<b>951</b>	<b>163</b>	<b>9,283</b>
<b>FLEMING</b>					
Pioneer Trace Nursing Home	2,557	18,281	5,816	2,055	28,709
<b>FLEMING County Total:</b>	<b>2,557</b>	<b>18,281</b>	<b>5,816</b>	<b>2,055</b>	<b>28,709</b>
<b>LEWIS</b>					
Vanceburg Rehabilitation and Care	2,061	27,869	783	2,137	32,850
<b>LEWIS County Total:</b>	<b>2,061</b>	<b>27,869</b>	<b>783</b>	<b>2,137</b>	<b>32,850</b>
<b>MASON</b>					
Maysville Nursing and Rehabilitation Facility	5,647	28,800	6,081	1,453	41,981
<b>MASON County Total:</b>	<b>5,647</b>	<b>28,800</b>	<b>6,081</b>	<b>1,453</b>	<b>41,981</b>
<b>ROBERTSON</b>					
Robertson County Health Care Facility	834	15,221	2,771	1,331	20,157
<b>ROBERTSON County Total:</b>	<b>834</b>	<b>15,221</b>	<b>2,771</b>	<b>1,331</b>	<b>20,157</b>
<b>ADD: 8 Total</b>	<b>12,455</b>	<b>96,984</b>	<b>16,402</b>	<b>7,139</b>	<b>132,980</b>
<b>ADD:9</b>					
<b>BATH</b>					
Ridgeway Nursing and Rehabilitation	3,308	27,520	3,332	0	34,160
<b>BATH County Total:</b>	<b>3,308</b>	<b>27,520</b>	<b>3,332</b>	<b>0</b>	<b>34,160</b>
<b>MENIFEE</b>					
Edgewood Estates	1,159	18,150	1,159	481	20,949
<b>MENIFEE County Total:</b>	<b>1,159</b>	<b>18,150</b>	<b>1,159</b>	<b>481</b>	<b>20,949</b>
<b>MONTGOMERY</b>					
Windsor Care Center	4,921	32,518	5,306	5,480	48,225
<b>MONTGOMERY County Total:</b>	<b>4,921</b>	<b>32,518</b>	<b>5,306</b>	<b>5,480</b>	<b>48,225</b>
<b>MORGAN</b>					
West Liberty Nursing and Rehabilitation Center	1,201	12,985	1,199	467	15,852
<b>MORGAN County Total:</b>	<b>1,201</b>	<b>12,985</b>	<b>1,199</b>	<b>467</b>	<b>15,852</b>
<b>ROWAN</b>					
Life Care Center of Morehead	3,252	27,488	2,454	250	33,444

## 2019 ANNUAL KENTUCKY LONG TERM CARE UTILIZATION AND SERVICE REPORT

### Table 8 - Payor Source- Nursing Facility Beds

#### Number of Patient Days by Primary Payor Source

ADD / Facility	Medicare	Medicaid	Private	Other	Total
St Claire Medical Center TCU	1,285	536	350	193	2,364
<b>ROWAN County Total:</b>	<b>4,537</b>	<b>28,024</b>	<b>2,804</b>	<b>443</b>	<b>35,808</b>
<b>ADD: 9 Total</b>	<b>15,126</b>	<b>119,197</b>	<b>13,800</b>	<b>6,871</b>	<b>154,994</b>
<b>ADD:10</b>					
<b>BOYD</b>					
Boyd Nursing and Rehabilitation Center	620	788	290	0	1,698
King's Daughters Medical Center	5,450	0	0	0	5,450
Kingsbrook Lifecare Center	10,479	29,504	7,423	0	47,406
Woodland Oaks Health Care Facility	6,433	24,847	7,512	65	38,857
<b>BOYD County Total:</b>	<b>22,982</b>	<b>55,139</b>	<b>15,225</b>	<b>65</b>	<b>93,411</b>
<b>CARTER</b>					
Carter Nursing and Rehabilitation Center	5,998	30,355	2,673	2,480	41,506
<b>CARTER County Total:</b>	<b>5,998</b>	<b>30,355</b>	<b>2,673</b>	<b>2,480</b>	<b>41,506</b>
<b>ELLIOTT</b>					
Elliott Nursing and Rehabilitation Center	4,455	17,706	1,859	696	24,716
<b>ELLIOTT County Total:</b>	<b>4,455</b>	<b>17,706</b>	<b>1,859</b>	<b>696</b>	<b>24,716</b>
<b>GREENUP</b>					
Oakmont Manor	5,959	18,419	4,251	1,387	30,016
South Shore Nursing and Rehabilitation Center	1,716	14,624	563	1,050	17,953
Wurtland Nursing and Rehabilitation Center	3,633	31,162	2,176	1,543	38,514
<b>GREENUP County Total:</b>	<b>11,308</b>	<b>64,205</b>	<b>6,990</b>	<b>3,980</b>	<b>86,483</b>
<b>LAWRENCE</b>					
The Jordan Center	2,673	26,698	1,550	2,908	33,829
<b>LAWRENCE County Total:</b>	<b>2,673</b>	<b>26,698</b>	<b>1,550</b>	<b>2,908</b>	<b>33,829</b>
<b>ADD: 10 Total</b>	<b>47,416</b>	<b>194,103</b>	<b>28,297</b>	<b>10,129</b>	<b>279,945</b>
<b>ADD:11</b>					
<b>FLOYD</b>					
Highlands ARH Regional Medical Center (Prestonsburg)	0	0	0	0	0
Prestonsburg Health Care Center	3,063	12,242	1,253	1,327	17,885
Riverview Health Care Center	4,429	33,471	3,433	926	42,259
<b>FLOYD County Total:</b>	<b>7,492</b>	<b>45,713</b>	<b>4,686</b>	<b>2,253</b>	<b>60,144</b>
<b>JOHNSON</b>					
Mountain Manor of Paintsville	5,945	28,484	2,055	1,961	38,445
<b>JOHNSON County Total:</b>	<b>5,945</b>	<b>28,484</b>	<b>2,055</b>	<b>1,961</b>	<b>38,445</b>

**2019 ANNUAL KENTUCKY LONG TERM CARE UTILIZATION AND SERVICE REPORT**

**Table 8 - Payor Source- Nursing Facility Beds**

**Number of Patient Days by Primary Payor Source**

<b>ADD / Facility</b>	<b>Medicare</b>	<b>Medicaid</b>	<b>Private</b>	<b>Other</b>	<b>Total</b>
<b>MAGOFFIN</b>					
Salyersville Nursing and Rehabilitation Center	4,972	35,875	1,105	400	42,352
<b>MAGOFFIN County Total:</b>	<b>4,972</b>	<b>35,875</b>	<b>1,105</b>	<b>400</b>	<b>42,352</b>
<b>MARTIN</b>					
Martin County Health Care Facility	2,852	17,502	1,329	337	22,020
<b>MARTIN County Total:</b>	<b>2,852</b>	<b>17,502</b>	<b>1,329</b>	<b>337</b>	<b>22,020</b>
<b>PIKE</b>					
Good Shepherd Community Nursing Center	4,727	24,524	774	903	30,928
Landmark of Elkhorn City Rehabilitation	3,753	26,434	2,155	0	32,342
Parkview Nursing and Rehabilitation Center (Pikeville)	5,088	28,284	1,136	4,926	39,434
Pikeville Nursing and Rehab Center	5,020	22,836	1,251	1,142	30,249
Williamson ARH Nursing Facility	2,308	5,991	0	0	8,299
<b>PIKE County Total:</b>	<b>20,896</b>	<b>108,069</b>	<b>5,316</b>	<b>6,971</b>	<b>141,252</b>
<b>ADD: 11 Total</b>	<b>42,157</b>	<b>235,643</b>	<b>14,491</b>	<b>11,922</b>	<b>304,213</b>
<b>ADD:12</b>					
<b>BREATHITT</b>					
Nim Henson Geriatric Center	3,307	17,630	423	1,532	22,892
<b>BREATHITT County Total:</b>	<b>3,307</b>	<b>17,630</b>	<b>423</b>	<b>1,532</b>	<b>22,892</b>
<b>KNOTT</b>					
Knott County Health and Rehabilitation Center	2,843	28,257	1,237	0	32,337
<b>KNOTT County Total:</b>	<b>2,843</b>	<b>28,257</b>	<b>1,237</b>	<b>0</b>	<b>32,337</b>
<b>LEE</b>					
Lee County Care and Rehabilitation Center	4,785	32,585	185	405	37,960
<b>LEE County Total:</b>	<b>4,785</b>	<b>32,585</b>	<b>185</b>	<b>405</b>	<b>37,960</b>
<b>LESLIE</b>					
Hyden Health and Rehabilitation Center	2,320	29,711	1,119	30	33,180
<b>LESLIE County Total:</b>	<b>2,320</b>	<b>29,711</b>	<b>1,119</b>	<b>30</b>	<b>33,180</b>
<b>LETCHER</b>					
Letcher Manor	6,040	36,231	3,064	1,276	46,611
<b>LETCHER County Total:</b>	<b>6,040</b>	<b>36,231</b>	<b>3,064</b>	<b>1,276</b>	<b>46,611</b>
<b>OWSLEY</b>					
Owsley County Health Care Center	2,409	27,533	1,385	119	31,446
<b>OWSLEY County Total:</b>	<b>2,409</b>	<b>27,533</b>	<b>1,385</b>	<b>119</b>	<b>31,446</b>

**2019 ANNUAL KENTUCKY LONG TERM CARE UTILIZATION AND SERVICE REPORT**

**Table 8 - Payor Source- Nursing Facility Beds**

**Number of Patient Days by Primary Payor Source**

<b>ADD / Facility</b>	<b>Medicare</b>	<b>Medicaid</b>	<b>Private</b>	<b>Other</b>	<b>Total</b>
<b>PERRY</b>					
Hazard Health and Rehabilitation Center	6,026	58,165	4,150	0	68,341
Paul E Patton Eastern Ky Veterans Center	198	20,982	8,491	9,972	39,643
<b>PERRY County Total:</b>	<b>6,224</b>	<b>79,147</b>	<b>12,641</b>	<b>9,972</b>	<b>107,984</b>
<b>WOLFE</b>					
Wolfe County Health and Rehabilitation Center	1,983	29,878	2,898	650	35,409
<b>WOLFE County Total:</b>	<b>1,983</b>	<b>29,878</b>	<b>2,898</b>	<b>650</b>	<b>35,409</b>
<b>ADD: 12 Total</b>	<b>29,911</b>	<b>280,972</b>	<b>22,952</b>	<b>13,984</b>	<b>347,819</b>
<b>ADD:13</b>					
<b>BELL</b>					
Middlesboro Nursing and Rehab	4,692	25,550	3,560	0	33,802
Mountain View Nursing and Rehab Ctr	3,024	27,287	902	0	31,213
Pineville Community Hospital	0	0	0	0	0
<b>BELL County Total:</b>	<b>7,716</b>	<b>52,837</b>	<b>4,462</b>	<b>0</b>	<b>65,015</b>
<b>CLAY</b>					
Landmark of Laurel Creek Rehab and Nursing	5,337	28,281	1,891	1,179	36,688
<b>CLAY County Total:</b>	<b>5,337</b>	<b>28,281</b>	<b>1,891</b>	<b>1,179</b>	<b>36,688</b>
<b>HARLAN</b>					
Harlan Health and Rehabilitation Center	3,790	42,259	4,822	72	50,943
Tri-Cities Nursing and Rehabilitation Center	4,550	21,868	1,727	486	28,631
<b>HARLAN County Total:</b>	<b>8,340</b>	<b>64,127</b>	<b>6,549</b>	<b>558</b>	<b>79,574</b>
<b>JACKSON</b>					
Signature HealthCare at Jackson Manor	1,814	13,408	1,283	829	17,334
<b>JACKSON County Total:</b>	<b>1,814</b>	<b>13,408</b>	<b>1,283</b>	<b>829</b>	<b>17,334</b>
<b>KNOX</b>					
Barbourville Health and Rehabilitation Center	3,513	41,507	2,089	25	47,134
Christian Health Center - Corbin	3,468	26,932	2,951	1,387	34,738
<b>KNOX County Total:</b>	<b>6,981</b>	<b>68,439</b>	<b>5,040</b>	<b>1,412</b>	<b>81,872</b>
<b>LAUREL</b>					
Hillcrest Health and Rehabilitation Center	4,793	33,779	1,312	938	40,822
Laurel Heights Home for the Elderly	2,709	41,079	4,377	2,909	51,074
<b>LAUREL County Total:</b>	<b>7,502</b>	<b>74,858</b>	<b>5,689</b>	<b>3,847</b>	<b>91,896</b>
<b>ROCKCASTLE</b>					
Rockcastle Health and Rehabilitation Center	5,478	26,986	2,900	0	35,364



## 2019 ANNUAL KENTUCKY LONG TERM CARE UTILIZATION AND SERVICE REPORT

### Table 8 - Payor Source- Nursing Facility Beds

#### Number of Patient Days by Primary Payor Source

ADD / Facility	Medicare	Medicaid	Private	Other	Total
Rockcastle Regional Hospital and Respiratory Care	2,612	39,157	1,999	394	44,162
<b>ROCKCASTLE County Total:</b>	<b>8,090</b>	<b>66,143</b>	<b>4,899</b>	<b>394</b>	<b>79,526</b>
WHITLEY					
Corbin Health and Rehabilitation Center	4,257	28,154	730	1,220	34,361
The Heritage	6,045	18,090	5,809	0	29,944
Williamsburg Health and Rehabilitation Center	3,024	35,855	4,500	826	44,205
<b>WHITLEY County Total:</b>	<b>13,326</b>	<b>82,099</b>	<b>11,039</b>	<b>2,046</b>	<b>108,510</b>
<b>ADD: 13 Total</b>	<b>59,106</b>	<b>450,192</b>	<b>40,852</b>	<b>10,265</b>	<b>560,415</b>
ADD:14					
ADAIR					
Signature Healthcare At Summit Manor Rehab	3,696	25,247	6,320	0	35,263
<b>ADAIR County Total:</b>	<b>3,696</b>	<b>25,247</b>	<b>6,320</b>	<b>0</b>	<b>35,263</b>
CASEY					
Liberty Care and Rehabilitation Center	3,887	24,885	2,262	1,424	32,458
<b>CASEY County Total:</b>	<b>3,887</b>	<b>24,885</b>	<b>2,262</b>	<b>1,424</b>	<b>32,458</b>
CLINTON					
Clinton County Care and Rehabilitation Center	2,282	13,661	1,220	337	17,500
<b>CLINTON County Total:</b>	<b>2,282</b>	<b>13,661</b>	<b>1,220</b>	<b>337</b>	<b>17,500</b>
CUMBERLAND					
Cumberland Valley Manor	2,271	21,654	2,982	166	27,073
<b>CUMBERLAND County Total:</b>	<b>2,271</b>	<b>21,654</b>	<b>2,982</b>	<b>166</b>	<b>27,073</b>
GREEN					
Green Hill Rehabilitation and Care	3,720	31,997	2,263	0	37,980
McDowell Skilled Nursing Facility	0	0	0	0	0
<b>GREEN County Total:</b>	<b>3,720</b>	<b>31,997</b>	<b>2,263</b>	<b>0</b>	<b>37,980</b>
MCCREARY					
Signature Healthcare of McCreary County Rehab	3,787	13,954	509	0	18,250
<b>MCCREARY County Total:</b>	<b>3,787</b>	<b>13,954</b>	<b>509</b>	<b>0</b>	<b>18,250</b>
PULASKI					
Cumberland Nursing and Rehabilitation Center	4,266	25,487	1,224	757	31,734
Lake Cumberland Regional Hospital	2,560	0	1,157	374	4,091
Somerset Nursing and Rehabilitation Facility	5,772	26,891	6,786	1,383	40,832
Somerwoods Nursing and Rehabilitation	5,447	37,413	2,505	780	46,145
<b>PULASKI County Total:</b>	<b>18,045</b>	<b>89,791</b>	<b>11,672</b>	<b>3,294</b>	<b>122,802</b>

**2019 ANNUAL KENTUCKY LONG TERM CARE UTILIZATION AND SERVICE REPORT**

**Table 8 - Payor Source- Nursing Facility Beds**

**Number of Patient Days by Primary Payor Source**

<b>ADD / Facility</b>	<b>Medicare</b>	<b>Medicaid</b>	<b>Private</b>	<b>Other</b>	<b>Total</b>
<b>RUSSELL</b>					
Fair Oaks Health Systems	2,533	32,755	4,835	469	40,592
<b>RUSSELL County Total:</b>	<b>2,533</b>	<b>32,755</b>	<b>4,835</b>	<b>469</b>	<b>40,592</b>
<b>TAYLOR</b>					
Campbellsville Nursing and Rehabilitation	4,281	15,069	2,180	0	21,530
The Grandview Nursing and Rehabilitation Facility	6,689	14,587	5,401	0	26,677
<b>TAYLOR County Total:</b>	<b>10,970</b>	<b>29,656</b>	<b>7,581</b>	<b>0</b>	<b>48,207</b>
<b>WAYNE</b>					
Hicks' Golden Years Nursing Home	636	17,563	2,052	852	21,103
<b>WAYNE County Total:</b>	<b>636</b>	<b>17,563</b>	<b>2,052</b>	<b>852</b>	<b>21,103</b>
<b>ADD: 14 Total</b>	<b>51,827</b>	<b>301,163</b>	<b>41,696</b>	<b>6,542</b>	<b>401,228</b>
<b>ADD:15</b>					
<b>ANDERSON</b>					
Signature Healthcare at Heritage Hall Rehab	4,911	21,361	5,585	0	31,857
<b>ANDERSON County Total:</b>	<b>4,911</b>	<b>21,361</b>	<b>5,585</b>	<b>0</b>	<b>31,857</b>
<b>BOURBON</b>					
Bourbon Heights	324	21,899	587	1,097	23,907
<b>BOURBON County Total:</b>	<b>324</b>	<b>21,899</b>	<b>587</b>	<b>1,097</b>	<b>23,907</b>
<b>BOYLE</b>					
Charleston Health Care Center	3,116	21,723	6,052	0	30,891
Danville Center For Health	2,771	25,748	3,818	3,955	36,292
Ephraim McDowell Regional Medical Center	0	0	0	0	0
<b>BOYLE County Total:</b>	<b>5,887</b>	<b>47,471</b>	<b>9,870</b>	<b>3,955</b>	<b>67,183</b>
<b>CLARK</b>					
Clark Regional Medical Center Transitional Care Un	3,661	1,678	1,464	816	7,619
Fountain Circle Care and Rehab Ctr	5,037	36,730	1,201	7,130	50,098
<b>CLARK County Total:</b>	<b>8,698</b>	<b>38,408</b>	<b>2,665</b>	<b>7,946</b>	<b>57,717</b>
<b>ESTILL</b>					
Irvine Nursing and Rehabilitation	3,486	22,950	2,553	1,282	30,271
<b>ESTILL County Total:</b>	<b>3,486</b>	<b>22,950</b>	<b>2,553</b>	<b>1,282</b>	<b>30,271</b>
<b>FAYETTE</b>					
Bluegrass Care and Rehabilitation Center	1,486	29,949	1,755	5,394	38,584
Brookdale Richmond Place SNF	9,124	13,749	7,653	873	31,399
Cambridge Place	2,252	30,847	1,471	1,970	36,540

**2019 ANNUAL KENTUCKY LONG TERM CARE UTILIZATION AND SERVICE REPORT**

**Table 8 - Payor Source- Nursing Facility Beds**

**Number of Patient Days by Primary Payor Source**

<b>ADD / Facility</b>	<b>Medicare</b>	<b>Medicaid</b>	<b>Private</b>	<b>Other</b>	<b>Total</b>
Cardinal Hill Rehab Unit	2,835	0	0	7,505	10,340
Homestead Post Acute	5,084	36,963	2,830	3,419	48,296
Lexington Country Place	4,451	9,653	15,046	2,239	31,389
Mayfair Manor	2,924	21,141	4,463	2,954	31,482
Northpoint Lexington Healthcare Center	4,422	35,754	5,437	5,712	51,325
Pine Meadows Post Acute	4,292	32,681	2,499	2,792	42,264
Rose Manor Health Care	0	9,947	1,252	0	11,199
Sayre Christian Village Nursing Home	1,082	30,867	7,977	1,741	41,667
Signature Healthcare At Tanbark Rehab	9,071	0	1,244	0	10,315
The Willows At Fritz Farm	7,222	3,252	7,155	0	17,629
The Willows at Hamburg	2,468	6,472	10,050	0	18,990
Willows at Citation	5,470	5,970	5,013	462	16,915
<b>FAYETTE County Total:</b>	<b>62,183</b>	<b>267,245</b>	<b>73,845</b>	<b>35,061</b>	<b>438,334</b>
<b>FRANKLIN</b>					
Bradford Square Rehabilitation and Nursing Center	2,977	27,862	1,118	1,866	33,823
Frankfort Care and Rehabilitation	3,334	19,774	4,333	0	27,441
<b>FRANKLIN County Total:</b>	<b>6,311</b>	<b>47,636</b>	<b>5,451</b>	<b>1,866</b>	<b>61,264</b>
<b>GARRARD</b>					
Landmark of Lancaster Rehabilitation and Nursing	3,263	25,058	4,308	1,260	33,889
<b>GARRARD County Total:</b>	<b>3,263</b>	<b>25,058</b>	<b>4,308</b>	<b>1,260</b>	<b>33,889</b>
<b>HARRISON</b>					
Cedar Ridge Health Campus	3,228	7,328	5,972	226	16,754
Edgemont Healthcare	751	19,956	164	1,523	22,394
Grand Haven Nursing Home	904	14,319	2,647	838	18,708
<b>HARRISON County Total:</b>	<b>4,883</b>	<b>41,603</b>	<b>8,783</b>	<b>2,587</b>	<b>57,856</b>
<b>JESSAMINE</b>					
Diversicare of Nicholasville	2,971	17,089	1,888	0	21,948
Thomson Hood Veterans Center	1,322	21,690	23,339	11,136	57,487
<b>JESSAMINE County Total:</b>	<b>4,293</b>	<b>38,779</b>	<b>25,227</b>	<b>11,136</b>	<b>79,435</b>
<b>LINCOLN</b>					
Stanford Care and Rehab	3,847	34,089	3,925	581	42,442
<b>LINCOLN County Total:</b>	<b>3,847</b>	<b>34,089</b>	<b>3,925</b>	<b>581</b>	<b>42,442</b>
<b>MADISON</b>					
Berea Health and Rehabilitation	2,756	23,071	2,735	220	28,782

**2019 ANNUAL KENTUCKY LONG TERM CARE UTILIZATION AND SERVICE REPORT**

**Table 8 - Payor Source- Nursing Facility Beds**

**Number of Patient Days by Primary Payor Source**

<b>ADD / Facility</b>	<b>Medicare</b>	<b>Medicaid</b>	<b>Private</b>	<b>Other</b>	<b>Total</b>
Kenwood Health and Rehabilitation Center	4,986	22,693	2,699	114	30,492
Madison Health and Rehabilitation Center	1,520	22,771	2,551	2,261	29,103
Telford Terrace	449	0	4,463	0	4,912
The Terrace Nursing and Rehabilitation	3,777	21,523	7,248	2,684	35,232
<b>MADISON County Total:</b>	<b>13,488</b>	<b>90,058</b>	<b>19,696</b>	<b>5,279</b>	<b>128,521</b>
<b>MERCER</b>					
Harrodsburg Health & Rehab Ctr	3,248	25,063	3,132	4,468	35,911
The Willows at Harrodsburg	1,441	4,064	2,827	1,888	10,220
<b>MERCER County Total:</b>	<b>4,689</b>	<b>29,127</b>	<b>5,959</b>	<b>6,356</b>	<b>46,131</b>
<b>NICHOLAS</b>					
Johnson Mathers Nursing Home	1,817	25,372	2,401	4,605	34,195
<b>NICHOLAS County Total:</b>	<b>1,817</b>	<b>25,372</b>	<b>2,401</b>	<b>4,605</b>	<b>34,195</b>
<b>POWELL</b>					
Stanton Nursing and Rehabilitation Center	1,797	20,750	941	2,561	26,049
<b>POWELL County Total:</b>	<b>1,797</b>	<b>20,750</b>	<b>941</b>	<b>2,561</b>	<b>26,049</b>
<b>SCOTT</b>					
Dover Manor	2,700	21,948	4,797	0	29,445
Signature Healthcare of Georgetown	2,892	14,913	1,764	2,310	21,879
<b>SCOTT County Total:</b>	<b>5,592</b>	<b>36,861</b>	<b>6,561</b>	<b>2,310</b>	<b>51,324</b>
<b>WOODFORD</b>					
The Homeplace At Midway	765	4,027	3,293	9	8,094
<b>WOODFORD County Total:</b>	<b>765</b>	<b>4,027</b>	<b>3,293</b>	<b>9</b>	<b>8,094</b>
<b>ADD: 15 Total</b>	<b>136,234</b>	<b>812,694</b>	<b>181,650</b>	<b>87,891</b>	<b>1,218,469</b>
<b>Statewide Total</b>	<b>1,033,817</b>	<b>5,792,037</b>	<b>934,851</b>	<b>433,813</b>	<b>8,229,873</b>

**2019 ANNUAL KENTUCKY LONG TERM CARE UTILIZATION AND SERVICE REPORT**

**Table 9 - Payor Source - Personal Care Beds**

**Number of Patient Days by Primary Payor Source**

<b>ADD / Facility</b>	<b>Private</b>	<b>Other</b>	<b>Total</b>
<b>ADD:1</b>			
<b>CALLOWAY</b>			
Fern Terrace of Murray	10,950	13,870	24,820
Gardens At Hickory Woods	4,811	0	4,811
<b>CALLOWAY County Total:</b>	<b>15,761</b>	<b>13,870</b>	<b>29,631</b>
<b>CARLISLE</b>			
Countryside Center	691	2,001	2,692
<b>CARLISLE County Total:</b>	<b>691</b>	<b>2,001</b>	<b>2,692</b>
<b>GRAVES</b>			
Fern Terrace of Mayfield	0	43,064	43,064
<b>GRAVES County Total:</b>	<b>0</b>	<b>43,064</b>	<b>43,064</b>
<b>HICKMAN</b>			
Clinton Hickman County Nursing Facility	736	632	1,368
Clinton Place	1,825	730	2,555
<b>HICKMAN County Total:</b>	<b>2,561</b>	<b>1,362</b>	<b>3,923</b>
<b>MCCRACKEN</b>			
Gaither Suites at West Park	9,167	0	9,167
<b>MCCRACKEN County Total:</b>	<b>9,167</b>	<b>0</b>	<b>9,167</b>
<b>ADD: 1 Total</b>	<b>28,180</b>	<b>60,297</b>	<b>88,477</b>
<b>ADD:2</b>			
<b>CALDWELL</b>			
Highland Homes, Inc.	0	34,310	34,310
<b>CALDWELL County Total:</b>	<b>0</b>	<b>34,310</b>	<b>34,310</b>
<b>CHRISTIAN</b>			
Christian County Manor	0	15,674	15,674
Christian Health Center, Hopkinsville	557	0	557
Pennyrile Home	2,293	26,823	29,116
<b>CHRISTIAN County Total:</b>	<b>2,850</b>	<b>42,497</b>	<b>45,347</b>
<b>CRITTENDEN</b>			
Crittenden County Health and Rehabilitation Center	0	0	0
<b>CRITTENDEN County Total:</b>	<b>0</b>	<b>0</b>	<b>0</b>
<b>HOPKINS</b>			
The Homestead	1,460	17,583	19,043

**2019 ANNUAL KENTUCKY LONG TERM CARE UTILIZATION AND SERVICE REPORT**

**Table 9 - Payor Source - Personal Care Beds**

**Number of Patient Days by Primary Payor Source**

<b>ADD / Facility</b>	<b>Private</b>	<b>Other</b>	<b>Total</b>
The Oaks PCH/Madisonville	12,450	0	12,450
<b>HOPKINS County Total:</b>	<b>13,910</b>	<b>17,583</b>	<b>31,493</b>
<b>MUHLENBERG</b>			
Diversicare of Greenville	292	1,625	1,917
Sparks Nursing Center	5,332	17,560	22,892
<b>MUHLENBERG County Total:</b>	<b>5,624</b>	<b>19,185</b>	<b>24,809</b>
<b>TRIGG</b>			
Better Senior Living	0	18,788	18,788
<b>TRIGG County Total:</b>	<b>0</b>	<b>18,788</b>	<b>18,788</b>
<b>ADD: 2 Total</b>	<b>22,384</b>	<b>132,363</b>	<b>154,747</b>
<b>ADD:3</b>			
<b>DAVISS</b>			
Carmel Home	27,331	555	27,886
Davco Rest Home	730	31,252	31,982
Fern Terrace of Owensboro	2,555	19,107	21,662
Owensboro Center	1,585	2,917	4,502
Rosedale Rest Home	536	11,125	11,661
<b>DAVISS County Total:</b>	<b>32,737</b>	<b>64,956</b>	<b>97,693</b>
<b>HANCOCK</b>			
The Oaks PCH/Lewisport	730	17,401	18,131
<b>HANCOCK County Total:</b>	<b>730</b>	<b>17,401</b>	<b>18,131</b>
<b>HENDERSON</b>			
Henderson Manor	691	10,582	11,273
<b>HENDERSON County Total:</b>	<b>691</b>	<b>10,582</b>	<b>11,273</b>
<b>MCLEAN</b>			
Sunny Acres	882	5,735	6,617
<b>MCLEAN County Total:</b>	<b>882</b>	<b>5,735</b>	<b>6,617</b>
<b>OHIO</b>			
Beaver Dam Nursing and Rehab Center	1,986	4,845	6,831
<b>OHIO County Total:</b>	<b>1,986</b>	<b>4,845</b>	<b>6,831</b>
<b>ADD: 3 Total</b>	<b>37,026</b>	<b>103,519</b>	<b>140,545</b>
<b>ADD:4</b>			
<b>ALLEN</b>			
Cornerstone Manor	365	11,315	11,680

**2019 ANNUAL KENTUCKY LONG TERM CARE UTILIZATION AND SERVICE REPORT**

**Table 9 - Payor Source - Personal Care Beds**

**Number of Patient Days by Primary Payor Source**

<b>ADD / Facility</b>	<b>Private</b>	<b>Other</b>	<b>Total</b>
Scottsville Manor	4,043	6,448	10,491
<b>ALLEN County Total:</b>	<b>4,408</b>	<b>17,763</b>	<b>22,171</b>
<b>BARREN</b>			
NHC HealthCare, Glasgow	0	381	381
<b>BARREN County Total:</b>	<b>0</b>	<b>381</b>	<b>381</b>
<b>EDMONSON</b>			
Edmonson Center	730	1,511	2,241
<b>EDMONSON County Total:</b>	<b>730</b>	<b>1,511</b>	<b>2,241</b>
<b>HART</b>			
Hart County Manor	0	17,510	17,510
<b>HART County Total:</b>	<b>0</b>	<b>17,510</b>	<b>17,510</b>
<b>METCALFE</b>			
Harper's Home for the Aged	0	8,760	8,760
Metcalfe Health Care Center	365	3,282	3,647
<b>METCALFE County Total:</b>	<b>365</b>	<b>12,042</b>	<b>12,407</b>
<b>SIMPSON</b>			
Lewis Memorial Methodist Home	6,557	1,307	7,864
<b>SIMPSON County Total:</b>	<b>6,557</b>	<b>1,307</b>	<b>7,864</b>
<b>WARREN</b>			
Christian Health Center, Bowling Green	16,060	0	16,060
Fern Terrace of Bowling Green	8,395	31,092	39,487
The Haven At Massey Springs	5,391	84	5,475
<b>WARREN County Total:</b>	<b>29,846</b>	<b>31,176</b>	<b>61,022</b>
<b>ADD: 4 Total</b>	<b>41,906</b>	<b>81,690</b>	<b>123,596</b>
<b>ADD:5</b>			
<b>GRAYSON</b>			
Grayson Manor	2,634	5,464	8,098
<b>GRAYSON County Total:</b>	<b>2,634</b>	<b>5,464</b>	<b>8,098</b>
<b>HARDIN</b>			
Signature Healthcare at North Hardin Rehab	0	0	0
<b>HARDIN County Total:</b>	<b>0</b>	<b>0</b>	<b>0</b>
<b>MARION</b>			
Loretto Motherhouse Infirmary	4,663	3,713	8,376

**2019 ANNUAL KENTUCKY LONG TERM CARE UTILIZATION AND SERVICE REPORT**

**Table 9 - Payor Source - Personal Care Beds  
Number of Patient Days by Primary Payor Source**

<b>ADD / Facility</b>	<b>Private</b>	<b>Other</b>	<b>Total</b>
The Village of Lebanon II	785	0	785
<b>MARION County Total:</b>	<b>5,448</b>	<b>3,713</b>	<b>9,161</b>
MEADE			
Brandenburg Nursing and Rehabilitation	113	0	113
<b>MEADE County Total:</b>	<b>113</b>	<b>0</b>	<b>113</b>
NELSON			
Windsor Gardens CCRC	6,380	0	6,380
<b>NELSON County Total:</b>	<b>6,380</b>	<b>0</b>	<b>6,380</b>
WASHINGTON			
Sansbury Care Center	275	3,297	3,572
<b>WASHINGTON County Total:</b>	<b>275</b>	<b>3,297</b>	<b>3,572</b>
<b>ADD: 5 Total</b>	<b>14,850</b>	<b>12,474</b>	<b>27,324</b>
<b>ADD:6</b>			
BULLITT			
Colonial House of Shepherdsville	1,095	19,710	20,805
<b>BULLITT County Total:</b>	<b>1,095</b>	<b>19,710</b>	<b>20,805</b>
JEFFERSON			
Anthology of Louisville	14,994	0	14,994
Atria Blankenbaker	16,425	0	16,425
Barton House of Louisville #1	5,929	0	5,929
Belmont Village	43,070	0	43,070
Brookdale Stonestreet	6,929	0	6,929
Eastern Star Home in KY	1,835	0	1,835
Episcopal Church Home	21,489	0	21,489
Exceptional Senior Living - Prospect	15,695	0	15,695
Forest Hills Commons	37,230	0	37,230
Forest Springs Health Campus	11,042	0	11,042
Glen Ridge Health Campus	5,614	0	5,614
Hallmark House Louisville II	6,192	0	6,192
Heartsong Memory Care	8,621	0	8,621
Little Sisters of the Poor	5,200	0	5,200
Louisville Protestant Altenheim	7,451	0	7,451
Masonic Home of Louisville	15,577	2,384	17,961
Morning Pointe Of Louisville At South Hurstbourne	21,900	0	21,900



**2019 ANNUAL KENTUCKY LONG TERM CARE UTILIZATION AND SERVICE REPORT**

**Table 9 - Payor Source - Personal Care Beds  
Number of Patient Days by Primary Payor Source**

<b>ADD / Facility</b>	<b>Private</b>	<b>Other</b>	<b>Total</b>
Nazareth Home	16,077	1,078	17,155
Nazareth Home Clifton	2,120	2,076	4,196
Park Louisville	11,847	0	11,847
Parr's at Springhurst	27,531	0	27,531
Rose Anna Hughes Home/Westminster	16,100	0	16,100
Sunrise of Louisville	27,200	0	27,200
Symphony at Oaklawn	28,470	0	28,470
Symphony at Valley Farms	4,051	0	4,051
The Forum at Brookside	8,760	0	8,760
The Lantern At Morning Pointe (Louisville)	9,363	0	9,363
The Legacy at English Station	17,885	0	17,885
Treyton Oaks Towers	12,452	0	12,452
Wesley Manor	9,735	0	9,735
Westport Place Health Campus	7,956	0	7,956
<b>JEFFERSON County Total:</b>	<b>444,740</b>	<b>5,538</b>	<b>450,278</b>
<b>SHELBY</b>			
Colonial Hall Manor	9,566	10,542	20,108
Masonic Home of Shelbyville	6,162	3,403	9,565
<b>SHELBY County Total:</b>	<b>15,728</b>	<b>13,945</b>	<b>29,673</b>
<b>ADD: 6 Total</b>	<b>461,563</b>	<b>39,193</b>	<b>500,756</b>
<b>ADD:7</b>			
<b>BOONE</b>			
Colonial Gardens	26,097	0	26,097
Dominion Senior Living of Florence	8,304	0	8,304
<b>BOONE County Total:</b>	<b>34,401</b>	<b>0</b>	<b>34,401</b>
<b>CAMPBELL</b>			
Carmel Manor	4,796	1,265	6,061
The Seasons at Alexandria	11,730	0	11,730
<b>CAMPBELL County Total:</b>	<b>16,526</b>	<b>1,265</b>	<b>17,791</b>
<b>CARROLL</b>			
Carrollton Manor	4,596	6,256	10,852
Valley Haven Rest Home	1,303	14,757	16,060
<b>CARROLL County Total:</b>	<b>5,899</b>	<b>21,013</b>	<b>26,912</b>

**2019 ANNUAL KENTUCKY LONG TERM CARE UTILIZATION AND SERVICE REPORT**

**Table 9 - Payor Source - Personal Care Beds**

**Number of Patient Days by Primary Payor Source**

<b>ADD / Facility</b>	<b>Private</b>	<b>Other</b>	<b>Total</b>
<b>GRANT</b>			
Jonesville Rest Home	1,095	7,482	8,577
<b>GRANT County Total:</b>	<b>1,095</b>	<b>7,482</b>	<b>8,577</b>
<b>KENTON</b>			
Brookdale Edgewood	20,786	0	20,786
Covington Ladies Home	2,799	2,603	5,402
Emerald Trace	6,049	0	6,049
Ivy Knoll	7,650	797	8,447
Madonna Manor	7,448	0	7,448
Regency Manor	20,602	0	20,602
Regency Manor North	10,712	0	10,712
St Charles Care Center	8,527	0	8,527
<b>KENTON County Total:</b>	<b>84,573</b>	<b>3,400</b>	<b>87,973</b>
<b>PENDLETON</b>			
Falmouth Personal Care Home	0	7,585	7,585
The Front Gate	0	6,935	6,935
<b>PENDLETON County Total:</b>	<b>0</b>	<b>14,520</b>	<b>14,520</b>
<b>ADD: 7 Total</b>	<b>142,494</b>	<b>47,680</b>	<b>190,174</b>
<b>ADD:9</b>			
<b>MENIFEE</b>			
Edgewood Estates	0	2,378	2,378
<b>MENIFEE County Total:</b>	<b>0</b>	<b>2,378</b>	<b>2,378</b>
<b>MONTGOMERY</b>			
Regency Memory Care	5,557	0	5,557
<b>MONTGOMERY County Total:</b>	<b>5,557</b>	<b>0</b>	<b>5,557</b>
<b>MORGAN</b>			
West Liberty Nursing and Rehabilitation Center	0	730	730
<b>MORGAN County Total:</b>	<b>0</b>	<b>730</b>	<b>730</b>
<b>ADD: 9 Total</b>	<b>5,557</b>	<b>3,108</b>	<b>8,665</b>
<b>ADD:10</b>			
<b>BOYD</b>			
Artrips Personal Care Home	0	6,570	6,570
Hamilton's Personal Care Home	1,110	4,730	5,840

**2019 ANNUAL KENTUCKY LONG TERM CARE UTILIZATION AND SERVICE REPORT**

**Table 9 - Payor Source - Personal Care Beds**

**Number of Patient Days by Primary Payor Source**

<b>ADD / Facility</b>	<b>Private</b>	<b>Other</b>	<b>Total</b>
King's Daughters And Sons Home	11,315	0	11,315
<b>BOYD County Total:</b>	<b>12,425</b>	<b>11,300</b>	<b>23,725</b>
<b>GREENUP</b>			
Frasure's Personal Care Home	12,152	8,102	20,254
Morning Pointe Of Russell	17,127	0	17,127
Russell Convalescent Home	365	9,188	9,553
The Lantern At Morning Pointe Alzheimers and Memory Care	15,330	0	15,330
Trinity Station Retirement Community	9,540	0	9,540
<b>GREENUP County Total:</b>	<b>54,514</b>	<b>17,290</b>	<b>71,804</b>
<b>LAWRENCE</b>			
The Jordan Center	0	520	520
<b>LAWRENCE County Total:</b>	<b>0</b>	<b>520</b>	<b>520</b>
<b>ADD: 10 Total</b>	<b>66,939</b>	<b>29,110</b>	<b>96,049</b>
<b>ADD:11</b>			
<b>JOHNSON</b>			
Venture Home of Paintsville	23,400	0	23,400
<b>JOHNSON County Total:</b>	<b>23,400</b>	<b>0</b>	<b>23,400</b>
<b>MAGOFFIN</b>			
Salyersville Nursing and Rehabilitation Center	0	0	0
<b>MAGOFFIN County Total:</b>	<b>0</b>	<b>0</b>	<b>0</b>
<b>MARTIN</b>			
Martin County Health Care Facility	503	537	1,040
<b>MARTIN County Total:</b>	<b>503</b>	<b>537</b>	<b>1,040</b>
<b>PIKE</b>			
Good Shepherd Community Nursing Center	0	0	0
<b>PIKE County Total:</b>	<b>0</b>	<b>0</b>	<b>0</b>
<b>ADD: 11 Total</b>	<b>23,903</b>	<b>537</b>	<b>24,440</b>
<b>ADD:12</b>			
<b>KNOTT</b>			
Golden Years Rest Home	2,430	27,500	29,930
<b>KNOTT County Total:</b>	<b>2,430</b>	<b>27,500</b>	<b>29,930</b>

**2019 ANNUAL KENTUCKY LONG TERM CARE UTILIZATION AND SERVICE REPORT**

**Table 9 - Payor Source - Personal Care Beds**

**Number of Patient Days by Primary Payor Source**

<b>ADD / Facility</b>	<b>Private</b>	<b>Other</b>	<b>Total</b>
<b>OWSLEY</b>			
Owsley County Health Care Center	0	237	237
<b>OWSLEY County Total:</b>	<b>0</b>	<b>237</b>	<b>237</b>
<b>ADD: 12 Total</b>	<b>2,430</b>	<b>27,737</b>	<b>30,167</b>
<b>ADD:13</b>			
<b>BELL</b>			
Generations Center of Middlesboro	1,095	21,170	22,265
<b>BELL County Total:</b>	<b>1,095</b>	<b>21,170</b>	<b>22,265</b>
<b>HARLAN</b>			
The Laurels	12,045	12,775	24,820
<b>HARLAN County Total:</b>	<b>12,045</b>	<b>12,775</b>	<b>24,820</b>
<b>KNOX</b>			
Christian Health Center - Corbin	365	0	365
<b>KNOX County Total:</b>	<b>365</b>	<b>0</b>	<b>365</b>
<b>ADD: 13 Total</b>	<b>13,505</b>	<b>33,945</b>	<b>47,450</b>
<b>ADD:14</b>			
<b>MCCREARY</b>			
Cumberland Manor Rest Home	971	15,141	16,112
<b>MCCREARY County Total:</b>	<b>971</b>	<b>15,141</b>	<b>16,112</b>
<b>PULASKI</b>			
Crestview Personal Care	9,872	0	9,872
Somerview Personal Care Home	16,326	0	16,326
<b>PULASKI County Total:</b>	<b>26,198</b>	<b>0</b>	<b>26,198</b>
<b>TAYLOR</b>			
Bluegrass Way	2,262	0	2,262
<b>TAYLOR County Total:</b>	<b>2,262</b>	<b>0</b>	<b>2,262</b>
<b>WAYNE</b>			
Dishman Personal Care Home	0	12,655	12,655
Hicks' Golden Years Nursing Home	0	365	365
<b>WAYNE County Total:</b>	<b>0</b>	<b>13,020</b>	<b>13,020</b>
<b>ADD: 14 Total</b>	<b>29,431</b>	<b>28,161</b>	<b>57,592</b>

**2019 ANNUAL KENTUCKY LONG TERM CARE UTILIZATION AND SERVICE REPORT**

**Table 9 - Payor Source - Personal Care Beds**

**Number of Patient Days by Primary Payor Source**

<b>ADD / Facility</b>	<b>Private</b>	<b>Other</b>	<b>Total</b>
<b>ADD:15</b>			
<b>ANDERSON</b>			
Signature Healthcare at Heritage Hall Rehab	1,420	0	1,420
<b>ANDERSON County Total:</b>	<b>1,420</b>	<b>0</b>	<b>1,420</b>
<b>BOURBON</b>			
Bourbon Heights	1,082	1,645	2,727
<b>BOURBON County Total:</b>	<b>1,082</b>	<b>1,645</b>	<b>2,727</b>
<b>BOYLE</b>			
McDowell Place of Danville	4,176	0	4,176
Morning Pointe of Danville	19,710	0	19,710
<b>BOYLE County Total:</b>	<b>23,886</b>	<b>0</b>	<b>23,886</b>
<b>ESTILL</b>			
Irvine Nursing and Rehabilitation	0	729	729
<b>ESTILL County Total:</b>	<b>0</b>	<b>729</b>	<b>729</b>
<b>FAYETTE</b>			
Cedarhurst of Beaumont	32,120	0	32,120
Central Ky Recovery Center Unit 1	4,550	0	4,550
Central KY Recovery Center Unit 2	4,281	0	4,281
Lantern at Morning Pointe Alz and Memory Care	12,827	0	12,827
Legacy Reserve at Fritz Farm	17,172	0	17,172
Lexington Country Place	6,848	0	6,848
Mayfair Village Retirement Center	4,847	0	4,847
Morning Pointe of Lexington	20,440	0	20,440
Morning Pointe of Lexington East	26,645	0	26,645
Richmond Place Senior Living	23,354	0	23,354
Signature Healthcare At Tanbark Rehab	15,442	0	15,442
The Breckinridge	7,665	0	7,665
The Legacy At The Willows	6,953	0	6,953
The Villa at Chevy Chase	0	0	0
The Willows At Fritz Farm	7,405	0	7,405
The Willows at Hamburg	9,535	0	9,535
Willows at Citation	10,151	0	10,151
<b>FAYETTE County Total:</b>	<b>210,235</b>	<b>0</b>	<b>210,235</b>

**2019 ANNUAL KENTUCKY LONG TERM CARE UTILIZATION AND SERVICE REPORT**

**Table 9 - Payor Source - Personal Care Beds**

**Number of Patient Days by Primary Payor Source**

<b>ADD / Facility</b>	<b>Private</b>	<b>Other</b>	<b>Total</b>
<b>FRANKLIN</b>			
Dominion Senior Living of Frankfort	30,660	0	30,660
Morning Pointe of Frankfort	15,255	0	15,255
The Lantern at Morning Pointe of Frankfort	11,924	0	11,924
<b>FRANKLIN County Total:</b>	<b>57,839</b>	<b>0</b>	<b>57,839</b>
<b>HARRISON</b>			
Cedar Ridge Health Campus	10,671	0	10,671
Parkside Manor	18,027	0	18,027
Shady Lawn Home	26,690	0	26,690
<b>HARRISON County Total:</b>	<b>55,388</b>	<b>0</b>	<b>55,388</b>
<b>JESSAMINE</b>			
Bridgepointe At Ashgrove Woods	20,640	0	20,640
Rose Terrace Lodge	7,486	6,939	14,425
Wesley Village	7,375	0	7,375
<b>JESSAMINE County Total:</b>	<b>35,501</b>	<b>6,939</b>	<b>42,440</b>
<b>LINCOLN</b>			
Waynesburg Manor	9,083	0	9,083
<b>LINCOLN County Total:</b>	<b>9,083</b>	<b>0</b>	<b>9,083</b>
<b>MADISON</b>			
Dominion Senior Living of Richmond	19,925	0	19,925
Morning Pointe of Richmond	11,829	0	11,829
Telford Terrace	4,409	0	4,409
<b>MADISON County Total:</b>	<b>36,163</b>	<b>0</b>	<b>36,163</b>
<b>MERCER</b>			
The Willows at Harrodsburg	9,125	0	9,125
<b>MERCER County Total:</b>	<b>9,125</b>	<b>0</b>	<b>9,125</b>
<b>POWELL</b>			
Stanton Nursing and Rehabilitation Center	0	365	365
<b>POWELL County Total:</b>	<b>0</b>	<b>365</b>	<b>365</b>
<b>SCOTT</b>			
The Meadows At Windsor Gardens	3,270	0	3,270
<b>SCOTT County Total:</b>	<b>3,270</b>	<b>0</b>	<b>3,270</b>
<b>WOODFORD</b>			
Taylor Manor Nursing Home	1,460	0	1,460

**2019 ANNUAL KENTUCKY LONG TERM CARE UTILIZATION AND SERVICE REPORT**

**Table 9 - Payor Source - Personal Care Beds**

**Number of Patient Days by Primary Payor Source**

<b>ADD / Facility</b>	<b>Private</b>	<b>Other</b>	<b>Total</b>
The Homeplace At Midway	4,298	0	4,298
<b>WOODFORD County Total:</b>	<b>5,758</b>	<b>0</b>	<b>5,758</b>
<b>ADD: 15 Total</b>	<b>448,750</b>	<b>9,678</b>	<b>458,428</b>
<b>Statewide Total</b>	<b>1,338,918</b>	<b>609,492</b>	<b>1,948,410</b>

# 2019 ANNUAL KENTUCKY LONG TERM CARE UTILIZATION AND SERVICE REPORT

## Table 10 - Payor Source - Nursing Home (CCRC) Beds

Number of Patient Days by Primary Payor Source

ADD / Facility	Medicare	Medicaid	Private	Other	Total
<b>ADD:2</b>					
CHRISTIAN					
Christian Health Center, Hopkinsville	0	0	730	0	730
<b>CHRISTIAN County Total:</b>	<b>0</b>	<b>0</b>	<b>730</b>	<b>0</b>	<b>730</b>
<b>ADD: 2 Total</b>	<b>0</b>	<b>0</b>	<b>730</b>	<b>0</b>	<b>730</b>
<b>ADD:3</b>					
UNION					
Breckinridge Place	648	0	1,671	0	2,319
<b>UNION County Total:</b>	<b>648</b>	<b>0</b>	<b>1,671</b>	<b>0</b>	<b>2,319</b>
<b>ADD: 3 Total</b>	<b>648</b>	<b>0</b>	<b>1,671</b>	<b>0</b>	<b>2,319</b>
<b>ADD:4</b>					
WARREN					
Christian Health Center, Bowling Green	114	0	5,002	162	5,278
<b>WARREN County Total:</b>	<b>114</b>	<b>0</b>	<b>5,002</b>	<b>162</b>	<b>5,278</b>
<b>ADD: 4 Total</b>	<b>114</b>	<b>0</b>	<b>5,002</b>	<b>162</b>	<b>5,278</b>
<b>ADD:5</b>					
MARION					
The Village of Lebanon II	54	0	550	382	986
<b>MARION County Total:</b>	<b>54</b>	<b>0</b>	<b>550</b>	<b>382</b>	<b>986</b>
NELSON					
Windsor Gardens CCRC	0	0	411	0	411
<b>NELSON County Total:</b>	<b>0</b>	<b>0</b>	<b>411</b>	<b>0</b>	<b>411</b>
<b>ADD: 5 Total</b>	<b>54</b>	<b>0</b>	<b>961</b>	<b>382</b>	<b>1,397</b>
<b>ADD:6</b>					
JEFFERSON					
Christian Health Center of Louisville	507	0	0	0	507
Episcopal Church Home	67	0	4,788	0	4,855
Louisville Protestant Altenheim	0	0	1,757	0	1,757
Nazareth Home Clifton	0	0	88	0	88
The Forum at Brookside	0	0	4,940	535	5,475
<b>JEFFERSON County Total:</b>	<b>574</b>	<b>0</b>	<b>11,573</b>	<b>535</b>	<b>12,682</b>
<b>ADD: 6 Total</b>	<b>574</b>	<b>0</b>	<b>11,573</b>	<b>535</b>	<b>12,682</b>



# 2019 ANNUAL KENTUCKY LONG TERM CARE UTILIZATION AND SERVICE REPORT

## Table 10 - Payor Source - Nursing Home (CCRC) Beds

Number of Patient Days by Primary Payor Source

ADD / Facility	Medicare	Medicaid	Private	Other	Total
<b>ADD:7</b>					
<b>KENTON</b>					
Madonna Manor	0	0	365	0	365
<b>KENTON County Total:</b>	<b>0</b>	<b>0</b>	<b>365</b>	<b>0</b>	<b>365</b>
<b>ADD: 7 Total</b>	<b>0</b>	<b>0</b>	<b>365</b>	<b>0</b>	<b>365</b>
<b>ADD:10</b>					
<b>GREENUP</b>					
Trinity Station Retirement Community	0	0	5,343	0	5,343
<b>GREENUP County Total:</b>	<b>0</b>	<b>0</b>	<b>5,343</b>	<b>0</b>	<b>5,343</b>
<b>ADD: 10 Total</b>	<b>0</b>	<b>0</b>	<b>5,343</b>	<b>0</b>	<b>5,343</b>
<b>ADD:13</b>					
<b>KNOX</b>					
Christian Health Center - Corbin	307	0	0	10	317
<b>KNOX County Total:</b>	<b>307</b>	<b>0</b>	<b>0</b>	<b>10</b>	<b>317</b>
<b>LAUREL</b>					
Laurel Heights Home for the Elderly	327	0	2,978	2,702	6,007
<b>LAUREL County Total:</b>	<b>327</b>	<b>0</b>	<b>2,978</b>	<b>2,702</b>	<b>6,007</b>
<b>ADD: 13 Total</b>	<b>634</b>	<b>0</b>	<b>2,978</b>	<b>2,712</b>	<b>6,324</b>
<b>ADD:14</b>					
<b>PULASKI</b>					
The Neighborhood Nursing Facility	0	0	4,305	0	4,305
<b>PULASKI County Total:</b>	<b>0</b>	<b>0</b>	<b>4,305</b>	<b>0</b>	<b>4,305</b>
<b>ADD: 14 Total</b>	<b>0</b>	<b>0</b>	<b>4,305</b>	<b>0</b>	<b>4,305</b>
<b>ADD:15</b>					
<b>FAYETTE</b>					
Sayre Christian Village Nursing Home	624	0	1,947	289	2,860
The Willows at Hamburg	534	0	3,030	0	3,564
<b>FAYETTE County Total:</b>	<b>1,158</b>	<b>0</b>	<b>4,977</b>	<b>289</b>	<b>6,424</b>
<b>HARRISON</b>					
Cedar Ridge Health Campus	455	0	1,158	0	1,613
<b>HARRISON County Total:</b>	<b>455</b>	<b>0</b>	<b>1,158</b>	<b>0</b>	<b>1,613</b>
<b>JESSAMINE</b>					
Wesley Village	0	0	9,820	0	9,820
<b>JESSAMINE County Total:</b>	<b>0</b>	<b>0</b>	<b>9,820</b>	<b>0</b>	<b>9,820</b>

# 2019 ANNUAL KENTUCKY LONG TERM CARE UTILIZATION AND SERVICE REPORT

## Table 10 - Payor Source - Nursing Home (CCRC) Beds

Number of Patient Days by Primary Payor Source

ADD / Facility	Medicare	Medicaid	Private	Other	Total
MADISON					
Telford Terrace	26	0	0	0	26
<b>MADISON County Total:</b>	<b>26</b>	<b>0</b>	<b>0</b>	<b>0</b>	<b>26</b>
WOODFORD					
The Homeplace At Midway	0	0	365	0	365
<b>WOODFORD County Total:</b>	<b>0</b>	<b>0</b>	<b>365</b>	<b>0</b>	<b>365</b>
<b>ADD: 15 Total</b>	<b>1,639</b>	<b>0</b>	<b>16,320</b>	<b>289</b>	<b>18,248</b>
<b>Statewide Total</b>	<b>3,663</b>	<b>0</b>	<b>49,248</b>	<b>4,080</b>	<b>56,991</b>

**2019 ANNUAL KENTUCKY LONG TERM CARE UTILIZATION AND SERVICE REPORT**

**Table 11 - Payor Source- Nursing Home (Non-CCRC) Beds**

**Number of Patient Days by Primary Payor Source**

<b>ADD / Facility</b>	<b>Medicare</b>	<b>Medicaid</b>	<b>Private</b>	<b>Other</b>	<b>Total</b>
<b>ADD:3</b>					
<b>DAVISS</b>					
Hermitage Care and Rehabilitation Center	4,062	0	2,508	0	6,570
<b>DAVISS County Total:</b>	<b>4,062</b>	<b>0</b>	<b>2,508</b>	<b>0</b>	<b>6,570</b>
<b>WEBSTER</b>					
Shemwell Nursing Home	0	0	6,570	0	6,570
<b>WEBSTER County Total:</b>	<b>0</b>	<b>0</b>	<b>6,570</b>	<b>0</b>	<b>6,570</b>
<b>ADD: 3 Total</b>	<b>4,062</b>	<b>0</b>	<b>9,078</b>	<b>0</b>	<b>13,140</b>
<b>ADD:4</b>					
<b>WARREN</b>					
Christian Health Center, Bowling Green	0	0	0	0	0
<b>WARREN County Total:</b>	<b>0</b>	<b>0</b>	<b>0</b>	<b>0</b>	<b>0</b>
<b>ADD: 4 Total</b>	<b>0</b>	<b>0</b>	<b>0</b>	<b>0</b>	<b>0</b>
<b>ADD:5</b>					
<b>MARION</b>					
The Village of Lebanon II	1,432	0	4,099	1,960	7,491
<b>MARION County Total:</b>	<b>1,432</b>	<b>0</b>	<b>4,099</b>	<b>1,960</b>	<b>7,491</b>
<b>ADD: 5 Total</b>	<b>1,432</b>	<b>0</b>	<b>4,099</b>	<b>1,960</b>	<b>7,491</b>
<b>ADD:7</b>					
<b>KENTON</b>					
Madonna Manor	0	0	0	0	0
<b>KENTON County Total:</b>	<b>0</b>	<b>0</b>	<b>0</b>	<b>0</b>	<b>0</b>
<b>ADD: 7 Total</b>	<b>0</b>	<b>0</b>	<b>0</b>	<b>0</b>	<b>0</b>
<b>ADD:15</b>					
<b>BOURBON</b>					
Bourbon Heights	1,422	0	7,812	1,235	10,469
<b>BOURBON County Total:</b>	<b>1,422</b>	<b>0</b>	<b>7,812</b>	<b>1,235</b>	<b>10,469</b>
<b>FAYETTE</b>					
Mayfair Manor	0	0	0	0	0
The Willows at Hamburg	0	0	730	0	730
<b>FAYETTE County Total:</b>	<b>0</b>	<b>0</b>	<b>730</b>	<b>0</b>	<b>730</b>
<b>MERCER</b>					
The Willows at Harrodsburg	1,005	0	1,515	765	3,285
<b>MERCER County Total:</b>	<b>1,005</b>	<b>0</b>	<b>1,515</b>	<b>765</b>	<b>3,285</b>
<b>WOODFORD</b>					
Taylor Manor Nursing Home	0	0	11,642	0	11,642

**2019 ANNUAL KENTUCKY LONG TERM CARE UTILIZATION AND SERVICE REPORT**

**Table 11 - Payor Source- Nursing Home (Non-CCRC) Beds**

**Number of Patient Days by Primary Payor Source**

<b>ADD / Facility</b>	<b>Medicare</b>	<b>Medicaid</b>	<b>Private</b>	<b>Other</b>	<b>Total</b>
The Homeplace At Midway	0	0	0	0	0
<b>WOODFORD County Total:</b>	<b>0</b>	<b>0</b>	<b>11,642</b>	<b>0</b>	<b>11,642</b>
<b>ADD: 15 Total</b>	<b>2,427</b>	<b>0</b>	<b>21,699</b>	<b>2,000</b>	<b>26,126</b>
<b>Statewide Total</b>	<b>7,921</b>	<b>0</b>	<b>34,876</b>	<b>3,960</b>	<b>46,757</b>

**2019 ANNUAL KENTUCKY LONG TERM CARE UTILIZATION AND SERVICE REPORT**

**Table 12 - Payor Source - Intermediate Care Beds**

**Number of Patient Days by Primary Payor Source**

<b>ADD / Facility</b>	<b>Medicare</b>	<b>Medicaid</b>	<b>Private</b>	<b>Other</b>	<b>Total</b>
<b>ADD:3</b>					
<b>WEBSTER</b>					
Shemwell Nursing Home	0	0	730	0	730
<b>WEBSTER County Total:</b>	<b>0</b>	<b>0</b>	<b>730</b>	<b>0</b>	<b>730</b>
<b>ADD: 3 Total</b>	<b>0</b>	<b>0</b>	<b>730</b>	<b>0</b>	<b>730</b>
<b>ADD:4</b>					
<b>WARREN</b>					
Christian Health Center, Bowling Green	0	0	629	0	629
<b>WARREN County Total:</b>	<b>0</b>	<b>0</b>	<b>629</b>	<b>0</b>	<b>629</b>
<b>ADD: 4 Total</b>	<b>0</b>	<b>0</b>	<b>629</b>	<b>0</b>	<b>629</b>
<b>ADD:6</b>					
<b>JEFFERSON</b>					
Eastern Star Home in KY	0	0	4,900	0	4,900
Louisville Protestant Altenheim	0	0	5,428	0	5,428
The Forum at Brookside	0	0	365	0	365
<b>JEFFERSON County Total:</b>	<b>0</b>	<b>0</b>	<b>10,693</b>	<b>0</b>	<b>10,693</b>
<b>ADD: 6 Total</b>	<b>0</b>	<b>0</b>	<b>10,693</b>	<b>0</b>	<b>10,693</b>
<b>ADD:15</b>					
<b>HARRISON</b>					
Cedar Ridge Health Campus	0	0	679	0	679
<b>HARRISON County Total:</b>	<b>0</b>	<b>0</b>	<b>679</b>	<b>0</b>	<b>679</b>
<b>JESSAMINE</b>					
Wesley Village	0	0	365	0	365
<b>JESSAMINE County Total:</b>	<b>0</b>	<b>0</b>	<b>365</b>	<b>0</b>	<b>365</b>
<b>MADISON</b>					
Telford Terrace	0	0	334	0	334
<b>MADISON County Total:</b>	<b>0</b>	<b>0</b>	<b>334</b>	<b>0</b>	<b>334</b>
<b>WOODFORD</b>					
Taylor Manor Nursing Home	0	0	3,727	0	3,727
<b>WOODFORD County Total:</b>	<b>0</b>	<b>0</b>	<b>3,727</b>	<b>0</b>	<b>3,727</b>
<b>ADD: 15 Total</b>	<b>0</b>	<b>0</b>	<b>5,105</b>	<b>0</b>	<b>5,105</b>
<b>Statewide Total</b>	<b>0</b>	<b>0</b>	<b>17,157</b>	<b>0</b>	<b>17,157</b>

**2019 ANNUAL KENTUCKY LONG TERM CARE UTILIZATION AND SERVICE REPORT**

**Table 13 - Payor Source - Alzheimer Facility Beds**

**Number of Patient Days by Primary Payor Source**

<b>ADD / Facility</b>	<b>Medicare</b>	<b>Medicaid</b>	<b>Private</b>	<b>Other</b>	<b>Total</b>
<b>ADD:3</b>					
<b>DAVIESS</b>					
Wellington Parc of Owensboro	331	6,619	8,892	2,847	18,689
<b>DAVIESS County Total:</b>	<b>331</b>	<b>6,619</b>	<b>8,892</b>	<b>2,847</b>	<b>18,689</b>
<b>ADD: 3 Total</b>	<b>331</b>	<b>6,619</b>	<b>8,892</b>	<b>2,847</b>	<b>18,689</b>
<b>ADD:4</b>					
<b>WARREN</b>					
Magnolia Village Care	1,992	9,578	8,986	376	20,932
<b>WARREN County Total:</b>	<b>1,992</b>	<b>9,578</b>	<b>8,986</b>	<b>376</b>	<b>20,932</b>
<b>ADD: 4 Total</b>	<b>1,992</b>	<b>9,578</b>	<b>8,986</b>	<b>376</b>	<b>20,932</b>
<b>Statewide Total</b>	<b>2,323</b>	<b>16,197</b>	<b>17,878</b>	<b>3,223</b>	<b>39,621</b>

**2019 ANNUAL KENTUCKY LONG TERM CARE UTILIZATION AND SERVICE REPORT**

**Table 14 - Payor Source - ICF/IID Beds**

**Number of Patient Days by Primary Payor Source**

<b>ADD / Facility</b>	<b>Medicare</b>	<b>Medicaid</b>	<b>Private</b>	<b>Other</b>	<b>Total</b>
<b>ADD:2</b>					
<b>CHRISTIAN</b>					
Outwood ICF/IID	0	11,383	0	0	11,383
<b>CHRISTIAN County Total:</b>	<b>0</b>	<b>11,383</b>	<b>0</b>	<b>0</b>	<b>11,383</b>
<b>ADD: 2 Total</b>	<b>0</b>	<b>11,383</b>	<b>0</b>	<b>0</b>	<b>11,383</b>
<b>ADD:3</b>					
<b>DAVISS</b>					
Wendell Foster's Campus for Developmental	0	22,661	310	0	22,971
<b>DAVISS County Total:</b>	<b>0</b>	<b>22,661</b>	<b>310</b>	<b>0</b>	<b>22,971</b>
<b>ADD: 3 Total</b>	<b>0</b>	<b>22,661</b>	<b>310</b>	<b>0</b>	<b>22,971</b>
<b>ADD:6</b>					
<b>BULLITT</b>					
Meadows ICF/IID	0	2,434	0	0	2,434
<b>BULLITT County Total:</b>	<b>0</b>	<b>2,434</b>	<b>0</b>	<b>0</b>	<b>2,434</b>
<b>HENRY</b>					
Cedar Lake Lodge Park Place I	0	2,920	0	0	2,920
Cedar Lake Lodge Park Place II	0	2,920	0	0	2,920
<b>HENRY County Total:</b>	<b>0</b>	<b>5,840</b>	<b>0</b>	<b>0</b>	<b>5,840</b>
<b>JEFFERSON</b>					
Bingham Gardens	0	8,423	0	0	8,423
Del Maria ICF/IID	0	2,886	0	0	2,886
Hazelwood Center	0	23,367	0	464	23,831
<b>JEFFERSON County Total:</b>	<b>0</b>	<b>34,676</b>	<b>0</b>	<b>464</b>	<b>35,140</b>
<b>OLDHAM</b>					
Cedar Lake Lodge	0	22,412	0	0	22,412
Cedar Lake Lodge Sycamore Run I	0	1,460	0	0	1,460
Cedar Lake Lodge Sycamore Run II	0	1,460	0	0	1,460
Windsong ICF/IID	0	2,277	0	0	2,277
<b>OLDHAM County Total:</b>	<b>0</b>	<b>27,609</b>	<b>0</b>	<b>0</b>	<b>27,609</b>
<b>ADD: 6 Total</b>	<b>0</b>	<b>70,559</b>	<b>0</b>	<b>464</b>	<b>71,023</b>
<b>ADD:14</b>					
<b>PULASKI</b>					
Oakwood ICF/IID Unit 1	0	16,411	0	0	16,411
Oakwood ICF/IID Unit 2	0	14,506	0	0	14,506
Oakwood ICF/IID Unit 3	0	4,327	0	97	4,424
Oakwood ICF/IID Unit 4	0	4,380	0	0	4,380
<b>PULASKI County Total:</b>	<b>0</b>	<b>39,624</b>	<b>0</b>	<b>97</b>	<b>39,721</b>
<b>ADD: 14 Total</b>	<b>0</b>	<b>39,624</b>	<b>0</b>	<b>97</b>	<b>39,721</b>
<b>Statewide Total</b>	<b>0</b>	<b>144,227</b>	<b>310</b>	<b>561</b>	<b>145,098</b>

# *Kentucky Annual Long-Term Care Services Report*



## *Section III Patient Age Distribution*



**2019 ANNUAL KENTUCKY LONG TERM CARE UTILIZATION AND SERVICE REPORT**

**Table 15 - Facility Resident Age Distribution - Nursing Facility Beds**

<b>ADD / Facility</b>	<b>Under 65</b>	<b>65-74</b>	<b>75-84</b>	<b>Over 85</b>	<b>Unknown</b>	<b>Total</b>
<b>ADD:1</b>						
<b>BALLARD</b>						
Life Care Center of LaCenter	4	6	11	27	0	48
<b>BALLARD County Total:</b>	<b>4</b>	<b>6</b>	<b>11</b>	<b>27</b>	<b>0</b>	<b>48</b>
<b>CALLOWAY</b>						
Spring Creek Health Care	6	15	44	51	0	116
<b>CALLOWAY County Total:</b>	<b>6</b>	<b>15</b>	<b>44</b>	<b>51</b>	<b>0</b>	<b>116</b>
<b>CARLISLE</b>						
Countryside Center	6	13	9	13	0	41
<b>CARLISLE County Total:</b>	<b>6</b>	<b>13</b>	<b>9</b>	<b>13</b>	<b>0</b>	<b>41</b>
<b>FULTON</b>						
Fulton Nursing and Rehab	6	9	13	10	0	38
<b>FULTON County Total:</b>	<b>6</b>	<b>9</b>	<b>13</b>	<b>10</b>	<b>0</b>	<b>38</b>
<b>GRAVES</b>						
Concordia Healthcare Center-Heritage Manor	9	16	16	14	0	55
Green Acres Health Care	11	10	20	17	0	58
Mills Health and Rehab Center	7	16	28	44	0	95
<b>GRAVES County Total:</b>	<b>27</b>	<b>42</b>	<b>64</b>	<b>75</b>	<b>0</b>	<b>208</b>
<b>HICKMAN</b>						
Clinton Hickman County Nursing Facility	1	5	13	24	0	43
Clinton Place	16	9	26	15	0	66
<b>HICKMAN County Total:</b>	<b>17</b>	<b>14</b>	<b>39</b>	<b>39</b>	<b>0</b>	<b>109</b>
<b>MARSHALL</b>						
Calvert City Convalescent Center	4	7	30	41	0	82
Lake Way Nursing and Rehabilitation Center	8	19	30	28	0	85
Oakview Nursing and Rehabilitation Center	11	16	21	16	2	66
<b>MARSHALL County Total:</b>	<b>23</b>	<b>42</b>	<b>81</b>	<b>85</b>	<b>2</b>	<b>233</b>
<b>MCCRACKEN</b>						
Baptist Health Paducah	0	0	0	0	0	0
Parkview Nursing and Rehabilitation Center	18	38	50	94	0	200
River Haven Nursing and Rehab	26	23	13	8	0	70
Stonecreek Health and Rehab	27	15	22	15	0	79
Superior Care Home	2	7	49	15	0	73
<b>MCCRACKEN County Total:</b>	<b>73</b>	<b>83</b>	<b>134</b>	<b>132</b>	<b>0</b>	<b>422</b>
<b>ADD: 1 Total</b>	<b>162</b>	<b>224</b>	<b>395</b>	<b>432</b>	<b>2</b>	<b>1,215</b>

**2019 ANNUAL KENTUCKY LONG TERM CARE UTILIZATION AND SERVICE REPORT**

**Table 15 - Facility Resident Age Distribution - Nursing Facility Beds**

<b>ADD / Facility</b>	<b>Under 65</b>	<b>65-74</b>	<b>75-84</b>	<b>Over 85</b>	<b>Unknown</b>	<b>Total</b>
<b>ADD:2</b>						
<b>CALDWELL</b>						
Princeton Health and Rehab Center	15	14	21	20	0	70
<b>CALDWELL County Total:</b>	<b>15</b>	<b>14</b>	<b>21</b>	<b>20</b>	<b>0</b>	<b>70</b>
<b>CHRISTIAN</b>						
Bradford Heights Health & Rehab Center	1	20	40	26	0	87
Christian Health Center, Hopkinsville	1	15	30	61	0	107
Christian Heights Nursing and Rehabilitation Center	21	16	10	4	0	51
Covington Convalescent Center	3	9	27	27	0	66
Western State Nursing Facility	20	33	22	20	0	95
<b>CHRISTIAN County Total:</b>	<b>46</b>	<b>93</b>	<b>129</b>	<b>138</b>	<b>0</b>	<b>406</b>
<b>CRITTENDEN</b>						
Crittenden County Health and Rehabilitation Center	19	10	28	16	0	73
<b>CRITTENDEN County Total:</b>	<b>19</b>	<b>10</b>	<b>28</b>	<b>16</b>	<b>0</b>	<b>73</b>
<b>HOPKINS</b>						
Baptist Health Madisonville	0	0	0	0	0	0
Brighton Cornerstone Health Care	8	15	18	13	0	54
Dawson Springs Health And Rehab Ctr	12	11	22	9	0	54
Hillside Center	16	19	12	10	0	57
Joseph Eddie Ballard Western Kentucky Veterans Ctr	1	16	26	47	0	90
Madisonville Health and Rehabilitation	15	16	30	28	0	89
Ridgewood Terrace Nursing Home	5	19	31	50	0	105
Tradewater Pointe	5	12	10	17	0	44
<b>HOPKINS County Total:</b>	<b>62</b>	<b>108</b>	<b>149</b>	<b>174</b>	<b>0</b>	<b>493</b>
<b>LIVINGSTON</b>						
Salem Springlake Health and Rehabilitation Center	12	14	7	15	0	48
<b>LIVINGSTON County Total:</b>	<b>12</b>	<b>14</b>	<b>7</b>	<b>15</b>	<b>0</b>	<b>48</b>
<b>LYON</b>						
Christian Care Center of Kuttawa	13	17	14	6	0	50
River's Bend Retirement Community	3	3	11	17	0	34
<b>LYON County Total:</b>	<b>16</b>	<b>20</b>	<b>25</b>	<b>23</b>	<b>0</b>	<b>84</b>

**2019 ANNUAL KENTUCKY LONG TERM CARE UTILIZATION AND SERVICE REPORT**

**Table 15 - Facility Resident Age Distribution - Nursing Facility Beds**

<b>ADD / Facility</b>	<b>Under 65</b>	<b>65-74</b>	<b>75-84</b>	<b>Over 85</b>	<b>Unknown</b>	<b>Total</b>
<b>MUHLENBERG</b>						
Concordia Nusing and Rehabilitation-Maple	17	26	29	21	0	93
Diversicare of Greenville	5	9	14	31	0	59
Owensboro Health Muhlenberg Community Hospital Long Term Care	1	6	18	20	0	45
<b>MUHLENBERG County Total:</b>	<b>23</b>	<b>41</b>	<b>61</b>	<b>72</b>	<b>0</b>	<b>197</b>
<b>TODD</b>						
Hearthstone Place	13	6	20	16	0	55
<b>TODD County Total:</b>	<b>13</b>	<b>6</b>	<b>20</b>	<b>16</b>	<b>0</b>	<b>55</b>
<b>TRIGG</b>						
Shady Lawn Nursing and Rehabilitation Center	7	9	10	11	0	37
<b>TRIGG County Total:</b>	<b>7</b>	<b>9</b>	<b>10</b>	<b>11</b>	<b>0</b>	<b>37</b>
<b>ADD: 2 Total</b>	<b>213</b>	<b>315</b>	<b>450</b>	<b>485</b>	<b>0</b>	<b>1,463</b>
<b>ADD:3</b>						
<b>DAVISS</b>						
Carmel Home	0	0	9	27	0	36
Hermitage Care and Rehabilitation Center	2	10	21	21	0	54
Owensboro Center	24	31	37	22	0	114
Signature Healthcare at Hillcrest	11	22	40	62	0	135
The Transitional Care Center of Owensboro	1	4	3	4	0	12
Twin Rivers Nursing and Rehab Center	28	29	30	12	0	99
Wellington Parc of Owensboro	0	1	8	11	0	20
<b>DAVISS County Total:</b>	<b>66</b>	<b>97</b>	<b>148</b>	<b>159</b>	<b>0</b>	<b>470</b>
<b>HANCOCK</b>						
Heartland Villa Care and Rehabilitation Center	1	5	14	22	0	42
<b>HANCOCK County Total:</b>	<b>1</b>	<b>5</b>	<b>14</b>	<b>22</b>	<b>0</b>	<b>42</b>
<b>HENDERSON</b>						
Henderson Nursing and Rehabilitation Center	24	14	22	7	0	67
Redbanks	13	25	53	76	0	167
<b>HENDERSON County Total:</b>	<b>37</b>	<b>39</b>	<b>75</b>	<b>83</b>	<b>0</b>	<b>234</b>
<b>MCLEAN</b>						
Riverside Care & Rehab Ctr	9	17	15	26	0	67
<b>MCLEAN County Total:</b>	<b>9</b>	<b>17</b>	<b>15</b>	<b>26</b>	<b>0</b>	<b>67</b>
<b>OHIO</b>						
Beaver Dam Nursing and Rehab Center	4	15	16	22	0	57
Fordsville Nursing and Rehabilitation Center	21	16	13	8	0	58

## 2019 ANNUAL KENTUCKY LONG TERM CARE UTILIZATION AND SERVICE REPORT

### Table 15 - Facility Resident Age Distribution - Nursing Facility Beds

ADD / Facility	Under 65	65-74	75-84	Over 85	Unknown	Total
Signature Healthcare of Hartford Rehab and	19	12	29	35	0	95
<b>OHIO County Total:</b>	<b>44</b>	<b>43</b>	<b>58</b>	<b>65</b>	<b>0</b>	<b>210</b>
UNION						
Breckinridge Place	1	3	6	5	0	15
Morganfield Nursing and Rehabilitation Center	11	20	9	12	0	52
<b>UNION County Total:</b>	<b>12</b>	<b>23</b>	<b>15</b>	<b>17</b>	<b>0</b>	<b>67</b>
WEBSTER						
Redbanks Colonial Terrace	11	15	19	22	0	67
<b>WEBSTER County Total:</b>	<b>11</b>	<b>15</b>	<b>19</b>	<b>22</b>	<b>0</b>	<b>67</b>
<b>ADD: 3 Total</b>	<b>180</b>	<b>239</b>	<b>344</b>	<b>394</b>	<b>0</b>	<b>1,157</b>
<b>ADD:4</b>						
ALLEN						
Cal Turner Rehab and Specialty Care	16	22	40	30	0	108
<b>ALLEN County Total:</b>	<b>16</b>	<b>22</b>	<b>40</b>	<b>30</b>	<b>0</b>	<b>108</b>
BARREN						
Barren County Nursing and Rehab	7	11	29	39	0	86
Glasgow State Nursing Facility	16	24	21	2	0	63
Glenview Health Care Facility	10	9	16	18	0	53
NHC HealthCare, Glasgow	16	33	52	77	0	178
Signature Healthcare of Glasgow	11	17	19	18	0	65
T J Samson Community Hospital Skilled Nursing Unit	0	2	5	4	0	11
<b>BARREN County Total:</b>	<b>60</b>	<b>96</b>	<b>142</b>	<b>158</b>	<b>0</b>	<b>456</b>
BUTLER						
Morgantown Care and Rehabilitation Center	17	22	50	21	0	110
<b>BUTLER County Total:</b>	<b>17</b>	<b>22</b>	<b>50</b>	<b>21</b>	<b>0</b>	<b>110</b>
EDMONSON						
Edmonson Center	5	15	17	35	0	72
<b>EDMONSON County Total:</b>	<b>5</b>	<b>15</b>	<b>17</b>	<b>35</b>	<b>0</b>	<b>72</b>
HART						
Signature Healthcare of Hart County	19	12	21	44	0	96
<b>HART County Total:</b>	<b>19</b>	<b>12</b>	<b>21</b>	<b>44</b>	<b>0</b>	<b>96</b>
LOGAN						
Auburn Health Care	9	17	15	14	0	55
Creekwood Place Nursing and Rehab Center	11	14	36	36	0	97
<b>LOGAN County Total:</b>	<b>20</b>	<b>31</b>	<b>51</b>	<b>50</b>	<b>0</b>	<b>152</b>

## 2019 ANNUAL KENTUCKY LONG TERM CARE UTILIZATION AND SERVICE REPORT

### Table 15 - Facility Resident Age Distribution - Nursing Facility Beds

ADD / Facility	Under 65	65-74	75-84	Over 85	Unknown	Total
<b>METCALFE</b>						
Metcalfe Health Care Center	11	8	27	23	0	69
<b>METCALFE County Total:</b>	<b>11</b>	<b>8</b>	<b>27</b>	<b>23</b>	<b>0</b>	<b>69</b>
<b>MONROE</b>						
Signature HealthCare of Monroe County Rehab	12	18	35	36	0	101
<b>MONROE County Total:</b>	<b>12</b>	<b>18</b>	<b>35</b>	<b>36</b>	<b>0</b>	<b>101</b>
<b>SIMPSON</b>						
Franklin-Simpson Nursing and Rehabilitation	29	22	20	21	0	92
<b>SIMPSON County Total:</b>	<b>29</b>	<b>22</b>	<b>20</b>	<b>21</b>	<b>0</b>	<b>92</b>
<b>WARREN</b>						
Bowling Green Nursing and Rehabilitation	12	14	22	11	0	59
Christian Health Center, Bowling Green	0	2	4	12	0	18
Colonial Center	5	12	3	18	0	38
Greenwood Nursing and Rehabilitation	17	23	36	46	0	122
Hopkins Center	2	10	8	24	0	44
Signature Healthcare Bowling Green	10	17	22	96	0	145
<b>WARREN County Total:</b>	<b>46</b>	<b>78</b>	<b>95</b>	<b>207</b>	<b>0</b>	<b>426</b>
<b>ADD: 4 Total</b>	<b>235</b>	<b>324</b>	<b>498</b>	<b>625</b>	<b>0</b>	<b>1,682</b>
<b>ADD:5</b>						
<b>BRECKINRIDGE</b>						
Breckinridge Memorial Nursing Facility	0	0	4	14	0	18
Hardinsburg Nursing and Rehabilitation	6	11	22	23	0	62
<b>BRECKINRIDGE County Total:</b>	<b>6</b>	<b>11</b>	<b>26</b>	<b>37</b>	<b>0</b>	<b>80</b>
<b>GRAYSON</b>						
Grayson Manor	5	8	24	26	0	63
Spring View Health and Rehab Center	10	13	28	17	0	68
<b>GRAYSON County Total:</b>	<b>15</b>	<b>21</b>	<b>52</b>	<b>43</b>	<b>0</b>	<b>131</b>
<b>HARDIN</b>						
Elizabethtown Nursing and Rehab	7	21	21	10	0	59
Helmwood Healthcare Center	1	1	15	36	0	53
Kensington Center	18	20	26	12	0	76
Nursing Facility of Hardin Memorial Hospital	1	2	6	2	0	11
Radcliff Veterans Center	4	20	21	28	0	73
Signature Healthcare at North Hardin Rehab	18	25	33	45	0	121
Signature Healthcare of Elizabethtown	20	21	25	16	0	82
<b>HARDIN County Total:</b>	<b>69</b>	<b>110</b>	<b>147</b>	<b>149</b>	<b>0</b>	<b>475</b>

**2019 ANNUAL KENTUCKY LONG TERM CARE UTILIZATION AND SERVICE REPORT**

**Table 15 - Facility Resident Age Distribution - Nursing Facility Beds**

<b>ADD / Facility</b>	<b>Under 65</b>	<b>65-74</b>	<b>75-84</b>	<b>Over 85</b>	<b>Unknown</b>	<b>Total</b>
<b>LARUE</b>						
Sunrise Manor Nursing Home	23	24	38	38	0	123
<b>LARUE County Total:</b>	<b>23</b>	<b>24</b>	<b>38</b>	<b>38</b>	<b>0</b>	<b>123</b>
<b>MARION</b>						
Cedars Of Lebanon Nursing Center	14	14	13	14	0	55
Loretto Motherhouse Infirmary	0	4	12	35	0	51
Village of Lebanon II	0	1	4	10	0	15
<b>MARION County Total:</b>	<b>14</b>	<b>19</b>	<b>29</b>	<b>59</b>	<b>0</b>	<b>121</b>
<b>MEADE</b>						
Brandenburg Nursing and Rehabilitation	8	11	18	11	0	48
<b>MEADE County Total:</b>	<b>8</b>	<b>11</b>	<b>18</b>	<b>11</b>	<b>0</b>	<b>48</b>
<b>NELSON</b>						
Flaget Memorial Hospital NF	0	2	3	2	0	7
Landmark of Bardstown Rehab and Nursing	9	13	26	25	0	73
Signature Healthcare At Colonial Rehab	17	15	13	9	0	54
<b>NELSON County Total:</b>	<b>26</b>	<b>30</b>	<b>42</b>	<b>36</b>	<b>0</b>	<b>134</b>
<b>WASHINGTON</b>						
Sansbury Care Center	1	0	17	25	0	43
Springfield Nursing and Rehabilitation Center	14	13	18	14	0	59
<b>WASHINGTON County Total:</b>	<b>15</b>	<b>13</b>	<b>35</b>	<b>39</b>	<b>0</b>	<b>102</b>
<b>ADD: 5 Total</b>	<b>176</b>	<b>239</b>	<b>387</b>	<b>412</b>	<b>0</b>	<b>1,214</b>
<b>ADD:6</b>						
<b>BULLITT</b>						
Bedrock HC at Green Meadows	10	22	31	25	0	88
<b>BULLITT County Total:</b>	<b>10</b>	<b>22</b>	<b>31</b>	<b>25</b>	<b>0</b>	<b>88</b>
<b>HENRY</b>						
New Castle Nursing and Rehab	8	13	19	16	0	56
<b>HENRY County Total:</b>	<b>8</b>	<b>13</b>	<b>19</b>	<b>16</b>	<b>0</b>	<b>56</b>
<b>JEFFERSON</b>						
Cherokee Park Rehabilitation	13	19	14	23	0	69
Christian Health Center of Louisville	10	20	39	37	0	106
Clifton Oaks Care Center	34	20	25	17	0	96
Diversicare of Seneca Place	28	20	20	34	0	102
Episcopal Church Home	2	9	22	52	0	85
Essex Nursing and Rehabilitation Center	12	29	27	42	0	110
Forest Springs Health Campus	0	7	17	21	0	45

**2019 ANNUAL KENTUCKY LONG TERM CARE UTILIZATION AND SERVICE REPORT**

**Table 15 - Facility Resident Age Distribution - Nursing Facility Beds**

<b>ADD / Facility</b>	<b>Under 65</b>	<b>65-74</b>	<b>75-84</b>	<b>Over 85</b>	<b>Unknown</b>	<b>Total</b>
Franciscan Health Care Center	3	8	25	45	0	81
Glen Ridge Health Campus	1	18	17	30	0	66
Highlands Nursing and Rehabilitation Center	12	64	50	21	0	147
Hillcreek Rehabilitation and Care	42	35	24	20	0	121
Home of the Innocents	75	0	0	0	0	75
Jeffersontown Rehabilitation	6	14	30	32	0	82
Kindred Hospital - Louisville	23	14	3	2	0	42
Klondike Center	19	18	11	8	0	56
Landmark of Iroquois Park and Nursing Center	17	26	15	43	0	101
Landmark of Louisville Rehab and Nursing	75	58	56	37	0	226
Landmark of River City Rehabilitation and Nursing	18	23	17	15	0	73
Little Sisters of the Poor	0	2	7	23	0	32
Lyndon Woods Care & Rehabilitation	20	28	30	24	0	102
Masonic Home of Louisville	16	23	55	71	0	165
Nazareth Home	1	21	26	62	0	110
Nazareth Home Clifton	2	9	19	53	0	83
Park Terrace Health Campus	4	10	19	45	0	78
Providence Louisville East Post Acute	53	38	45	33	0	169
Regency Rehabilitation and Nursing Center	33	17	18	21	0	89
Regis Woods Care and Rehabilitation Center	49	32	32	31	0	144
Rivers Edge Nursing and Rehabilitation Center	14	30	26	21	0	91
Signature Health Care of East Louisville	22	28	27	23	0	100
Signature Health Care of South Louisville	8	23	26	23	0	80
Signature Healthcare At Jefferson Manor Rehab	8	17	35	23	0	83
Signature Healthcare at Jefferson Place Rehab	5	8	19	28	0	60
Signature Healthcare At Rockford Rehab	31	30	20	14	0	95
Signature Healthcare at St's Mary & Elizabeth	2	4	4	9	0	19
Signature Healthcare At Summerfield Rehab	38	28	24	44	0	134
Springhurst Health and Rehab	6	2	12	20	0	40
St Matthews Care Center	32	26	26	24	0	108
Sycamore Heights Health and Rehab	5	13	25	20	0	63
The Forum at Brookside	0	2	10	14	0	26
Treyton Oaks Towers	0	3	6	32	0	41
Valhalla Post Acute	12	25	33	49	0	119
Wesley Manor	4	10	25	22	0	61

## 2019 ANNUAL KENTUCKY LONG TERM CARE UTILIZATION AND SERVICE REPORT

### Table 15 - Facility Resident Age Distribution - Nursing Facility Beds

ADD / Facility	Under 65	65-74	75-84	Over 85	Unknown	Total
Westminster Terrace	7	12	31	44	0	94
Westport Place Health Campus	1	11	17	29	0	58
<b>JEFFERSON County Total:</b>	<b>763</b>	<b>854</b>	<b>1,029</b>	<b>1,281</b>	<b>0</b>	<b>3,927</b>
<b>OLDHAM</b>						
Baptist Health La Grange	3	0	0	4	0	7
Friendship Health and Rehab	8	17	41	56	0	122
Providence Richwood	19	22	40	30	0	111
<b>OLDHAM County Total:</b>	<b>30</b>	<b>39</b>	<b>81</b>	<b>90</b>	<b>0</b>	<b>240</b>
<b>SHELBY</b>						
Crestview Center	6	6	20	23	0	55
Masonic Home of Shelbyville	4	13	27	33	0	77
<b>SHELBY County Total:</b>	<b>10</b>	<b>19</b>	<b>47</b>	<b>56</b>	<b>0</b>	<b>132</b>
<b>SPENCER</b>						
Signature Health Care of Spencer County	9	21	27	38	0	95
<b>SPENCER County Total:</b>	<b>9</b>	<b>21</b>	<b>27</b>	<b>38</b>	<b>0</b>	<b>95</b>
<b>TRIMBLE</b>						
Signature Health Care of Trimble County	4	11	13	15	0	43
<b>TRIMBLE County Total:</b>	<b>4</b>	<b>11</b>	<b>13</b>	<b>15</b>	<b>0</b>	<b>43</b>
<b>ADD: 6 Total</b>	<b>834</b>	<b>979</b>	<b>1,247</b>	<b>1,521</b>	<b>0</b>	<b>4,581</b>
<b>ADD:7</b>						
<b>BOONE</b>						
Boonespring Transitional Care Center	9	27	49	36	0	121
Bridgepoint Care and Rehabilitation Center	60	38	19	14	0	131
Florence Park Care Center	4	26	58	22	0	110
St Elizabeth Florence SNF	0	1	8	5	0	14
<b>BOONE County Total:</b>	<b>73</b>	<b>92</b>	<b>134</b>	<b>77</b>	<b>0</b>	<b>376</b>
<b>CAMPBELL</b>						
Carmel Manor	0	2	20	52	0	74
Coldspring Transitional Care Center	14	32	40	31	0	117
Highlandspring of Ft Thomas	8	26	37	44	0	115
St Elizabeth FT Thomas SNF	4	4	6	2	0	16
The Seasons at Alexandria	9	9	26	60	0	104
<b>CAMPBELL County Total:</b>	<b>35</b>	<b>73</b>	<b>129</b>	<b>189</b>	<b>0</b>	<b>426</b>
<b>CARROLL</b>						
Signature Healthcare of Carrollton Rehab	9	18	18	21	0	66
<b>CARROLL County Total:</b>	<b>9</b>	<b>18</b>	<b>18</b>	<b>21</b>	<b>0</b>	<b>66</b>



## 2019 ANNUAL KENTUCKY LONG TERM CARE UTILIZATION AND SERVICE REPORT

### Table 15 - Facility Resident Age Distribution - Nursing Facility Beds

ADD / Facility	Under 65	65-74	75-84	Over 85	Unknown	Total
<b>GALLATIN</b>						
Gallatin Nursing and Rehab	19	15	40	37	0	111
<b>GALLATIN County Total:</b>	<b>19</b>	<b>15</b>	<b>40</b>	<b>37</b>	<b>0</b>	<b>111</b>
<b>GRANT</b>						
Grant Center	28	21	22	21	1	93
<b>GRANT County Total:</b>	<b>28</b>	<b>21</b>	<b>22</b>	<b>21</b>	<b>1</b>	<b>93</b>
<b>KENTON</b>						
Emerald Trace	0	8	15	21	0	44
Madonna Manor	0	5	17	30	0	52
Rosedale Green	4	20	37	105	0	166
The Pavilion at Kenton	23	22	11	18	0	74
Village Care Center	4	10	31	46	0	91
Villaspring of Erlanger	11	26	47	50	0	134
Woodcrest Nursing and Rehabilitation Center	27	21	29	32	0	109
<b>KENTON County Total:</b>	<b>69</b>	<b>112</b>	<b>187</b>	<b>302</b>	<b>0</b>	<b>670</b>
<b>OWEN</b>						
Owenton Center	24	26	21	23	0	94
<b>OWEN County Total:</b>	<b>24</b>	<b>26</b>	<b>21</b>	<b>23</b>	<b>0</b>	<b>94</b>
<b>PENDLETON</b>						
River Valley Nursing Home	3	3	21	30	0	57
<b>PENDLETON County Total:</b>	<b>3</b>	<b>3</b>	<b>21</b>	<b>30</b>	<b>0</b>	<b>57</b>
<b>ADD: 7 Total</b>	<b>260</b>	<b>360</b>	<b>572</b>	<b>700</b>	<b>1</b>	<b>1,893</b>
<b>ADD:8</b>						
<b>BRACKEN</b>						
Bracken County Nursing and Rehabilitation Center	2	11	9	4	0	26
<b>BRACKEN County Total:</b>	<b>2</b>	<b>11</b>	<b>9</b>	<b>4</b>	<b>0</b>	<b>26</b>
<b>FLEMING</b>						
Pioneer Trace Nursing Home	4	14	20	40	0	78
<b>FLEMING County Total:</b>	<b>4</b>	<b>14</b>	<b>20</b>	<b>40</b>	<b>0</b>	<b>78</b>
<b>LEWIS</b>						
Vanceburg Rehabilitation and Care	21	22	31	16	0	90
<b>LEWIS County Total:</b>	<b>21</b>	<b>22</b>	<b>31</b>	<b>16</b>	<b>0</b>	<b>90</b>
<b>MASON</b>						
Maysville Nursing and Rehabilitation Facility	19	21	47	36	0	123
<b>MASON County Total:</b>	<b>19</b>	<b>21</b>	<b>47</b>	<b>36</b>	<b>0</b>	<b>123</b>

## 2019 ANNUAL KENTUCKY LONG TERM CARE UTILIZATION AND SERVICE REPORT

### Table 15 - Facility Resident Age Distribution - Nursing Facility Beds

ADD / Facility	Under 65	65-74	75-84	Over 85	Unknown	Total
<b>ROBERTSON</b>						
Robertson County Health Care Facility	13	4	19	19	0	55
<b>ROBERTSON County Total:</b>	<b>13</b>	<b>4</b>	<b>19</b>	<b>19</b>	<b>0</b>	<b>55</b>
<b>ADD: 8 Total</b>	<b>59</b>	<b>72</b>	<b>126</b>	<b>115</b>	<b>0</b>	<b>372</b>
<b>ADD:9</b>						
<b>BATH</b>						
Ridgeway Nursing and Rehabilitation	7	17	32	35	0	91
<b>BATH County Total:</b>	<b>7</b>	<b>17</b>	<b>32</b>	<b>35</b>	<b>0</b>	<b>91</b>
<b>MENIFEE</b>						
Edgewood Estates	3	11	20	22	0	56
<b>MENIFEE County Total:</b>	<b>3</b>	<b>11</b>	<b>20</b>	<b>22</b>	<b>0</b>	<b>56</b>
<b>MONTGOMERY</b>						
Windsor Care Center	8	20	46	58	0	132
<b>MONTGOMERY County Total:</b>	<b>8</b>	<b>20</b>	<b>46</b>	<b>58</b>	<b>0</b>	<b>132</b>
<b>MORGAN</b>						
West Liberty Nursing and Rehabilitation Center	8	11	9	16	0	44
<b>MORGAN County Total:</b>	<b>8</b>	<b>11</b>	<b>9</b>	<b>16</b>	<b>0</b>	<b>44</b>
<b>ROWAN</b>						
Life Care Center of Morehead	22	21	28	16	0	87
St Claire Medical Center TCU	1	0	3	1	0	5
<b>ROWAN County Total:</b>	<b>23</b>	<b>21</b>	<b>31</b>	<b>17</b>	<b>0</b>	<b>92</b>
<b>ADD: 9 Total</b>	<b>49</b>	<b>80</b>	<b>138</b>	<b>148</b>	<b>0</b>	<b>415</b>
<b>ADD:10</b>						
<b>BOYD</b>						
Boyd Nursing and Rehabilitation Center	12	14	10	12	0	48
King's Daughters Medical Center	1	5	4	0	0	10
Kingsbrook Lifecare Center	15	17	42	50	0	124
Woodland Oaks Health Care Facility	7	13	27	60	0	107
<b>BOYD County Total:</b>	<b>35</b>	<b>49</b>	<b>83</b>	<b>122</b>	<b>0</b>	<b>289</b>
<b>CARTER</b>						
Carter Nursing and Rehabilitation Center	16	28	42	31	0	117
<b>CARTER County Total:</b>	<b>16</b>	<b>28</b>	<b>42</b>	<b>31</b>	<b>0</b>	<b>117</b>
<b>ELLIOTT</b>						
Elliott Nursing and Rehabilitation Center	6	12	20	28	0	66
<b>ELLIOTT County Total:</b>	<b>6</b>	<b>12</b>	<b>20</b>	<b>28</b>	<b>0</b>	<b>66</b>

**2019 ANNUAL KENTUCKY LONG TERM CARE UTILIZATION AND SERVICE REPORT**

**Table 15 - Facility Resident Age Distribution - Nursing Facility Beds**

<b>ADD / Facility</b>	<b>Under 65</b>	<b>65-74</b>	<b>75-84</b>	<b>Over 85</b>	<b>Unknown</b>	<b>Total</b>
<b>GREENUP</b>						
Oakmont Manor	11	13	24	37	0	85
South Shore Nursing and Rehabilitation Center	12	13	17	8	0	50
Wurtland Nursing and Rehabilitation Center	38	31	23	8	0	100
<b>GREENUP County Total:</b>	<b>61</b>	<b>57</b>	<b>64</b>	<b>53</b>	<b>0</b>	<b>235</b>
<b>LAWRENCE</b>						
The Jordan Center	18	24	26	20	0	88
<b>LAWRENCE County Total:</b>	<b>18</b>	<b>24</b>	<b>26</b>	<b>20</b>	<b>0</b>	<b>88</b>
<b>ADD: 10 Total</b>	<b>136</b>	<b>170</b>	<b>235</b>	<b>254</b>	<b>0</b>	<b>795</b>
<b>ADD:11</b>						
<b>FLOYD</b>						
Highlands ARH Regional Medical Center (Prestonsburg)	0	0	0	0	0	0
Prestonsburg Health Care Center	3	14	14	18	0	49
Riverview Health Care Center	16	20	35	47	0	118
<b>FLOYD County Total:</b>	<b>19</b>	<b>34</b>	<b>49</b>	<b>65</b>	<b>0</b>	<b>167</b>
<b>JOHNSON</b>						
Mountain Manor of Paintsville	19	11	38	43	0	111
<b>JOHNSON County Total:</b>	<b>19</b>	<b>11</b>	<b>38</b>	<b>43</b>	<b>0</b>	<b>111</b>
<b>MAGOFFIN</b>						
Salyersville Nursing and Rehabilitation Center	26	24	39	26	0	115
<b>MAGOFFIN County Total:</b>	<b>26</b>	<b>24</b>	<b>39</b>	<b>26</b>	<b>0</b>	<b>115</b>
<b>MARTIN</b>						
Martin County Health Care Facility	10	15	22	15	0	62
<b>MARTIN County Total:</b>	<b>10</b>	<b>15</b>	<b>22</b>	<b>15</b>	<b>0</b>	<b>62</b>
<b>PIKE</b>						
Good Shepherd Community Nursing Center	21	25	26	17	0	89
Landmark of Elkhorn City Rehabilitation	21	17	29	15	0	82
Parkview Nursing and Rehabilitation Center (Pikeville)	22	23	33	27	0	105
Pikeville Nursing and Rehab Center	16	17	21	24	0	78
Williamson ARH Nursing Facility	4	2	6	5	0	17
<b>PIKE County Total:</b>	<b>84</b>	<b>84</b>	<b>115</b>	<b>88</b>	<b>0</b>	<b>371</b>
<b>ADD: 11 Total</b>	<b>158</b>	<b>168</b>	<b>263</b>	<b>237</b>	<b>0</b>	<b>826</b>

**2019 ANNUAL KENTUCKY LONG TERM CARE UTILIZATION AND SERVICE REPORT**

**Table 15 - Facility Resident Age Distribution - Nursing Facility Beds**

<b>ADD / Facility</b>	<b>Under 65</b>	<b>65-74</b>	<b>75-84</b>	<b>Over 85</b>	<b>Unknown</b>	<b>Total</b>
<b>ADD:12</b>						
<b>BREATHITT</b>						
Nim Henson Geriatric Center	14	16	15	19	0	64
<b>BREATHITT County Total:</b>	<b>14</b>	<b>16</b>	<b>15</b>	<b>19</b>	<b>0</b>	<b>64</b>
<b>KNOTT</b>						
Knott County Health and Rehabilitation Center	16	24	26	21	0	87
<b>KNOTT County Total:</b>	<b>16</b>	<b>24</b>	<b>26</b>	<b>21</b>	<b>0</b>	<b>87</b>
<b>LEE</b>						
Lee County Care and Rehabilitation Center	10	42	42	13	0	107
<b>LEE County Total:</b>	<b>10</b>	<b>42</b>	<b>42</b>	<b>13</b>	<b>0</b>	<b>107</b>
<b>LESLIE</b>						
Hyden Health and Rehabilitation Center	20	28	26	18	0	92
<b>LESLIE County Total:</b>	<b>20</b>	<b>28</b>	<b>26</b>	<b>18</b>	<b>0</b>	<b>92</b>
<b>LETCHER</b>						
Letcher Manor	30	36	38	20	0	124
<b>LETCHER County Total:</b>	<b>30</b>	<b>36</b>	<b>38</b>	<b>20</b>	<b>0</b>	<b>124</b>
<b>OWSLEY</b>						
Owsley County Health Care Center	15	21	21	24	0	81
<b>OWSLEY County Total:</b>	<b>15</b>	<b>21</b>	<b>21</b>	<b>24</b>	<b>0</b>	<b>81</b>
<b>PERRY</b>						
Hazard Health and Rehabilitation Center	58	39	54	33	1	185
Paul E Patton Eastern Ky Veterans Center	6	30	35	42	0	113
<b>PERRY County Total:</b>	<b>64</b>	<b>69</b>	<b>89</b>	<b>75</b>	<b>1</b>	<b>298</b>
<b>WOLFE</b>						
Wolfe County Health and Rehabilitation Center	15	11	36	34	0	96
<b>WOLFE County Total:</b>	<b>15</b>	<b>11</b>	<b>36</b>	<b>34</b>	<b>0</b>	<b>96</b>
<b>ADD: 12 Total</b>	<b>184</b>	<b>247</b>	<b>293</b>	<b>224</b>	<b>1</b>	<b>949</b>
<b>ADD:13</b>						
<b>BELL</b>						
Middlesboro Nursing and Rehab	3	10	27	52	0	92
Mountain View Nursing and Rehab Ctr	14	29	25	17	0	85
Pineville Community Hospital	0	0	0	0	0	0
<b>BELL County Total:</b>	<b>17</b>	<b>39</b>	<b>52</b>	<b>69</b>	<b>0</b>	<b>177</b>
<b>CLAY</b>						
Landmark of Laurel Creek Rehab and Nursing	8	20	44	30	0	102
<b>CLAY County Total:</b>	<b>8</b>	<b>20</b>	<b>44</b>	<b>30</b>	<b>0</b>	<b>102</b>

## 2019 ANNUAL KENTUCKY LONG TERM CARE UTILIZATION AND SERVICE REPORT

### Table 15 - Facility Resident Age Distribution - Nursing Facility Beds

ADD / Facility	Under 65	65-74	75-84	Over 85	Unknown	Total
<b>HARLAN</b>						
Harlan Health and Rehabilitation Center	29	29	42	37	0	137
Tri-Cities Nursing and Rehabilitation Center	17	12	31	18	0	78
<b>HARLAN County Total:</b>	<b>46</b>	<b>41</b>	<b>73</b>	<b>55</b>	<b>0</b>	<b>215</b>
<b>JACKSON</b>						
Signature HealthCare at Jackson Manor	11	7	13	14	0	45
<b>JACKSON County Total:</b>	<b>11</b>	<b>7</b>	<b>13</b>	<b>14</b>	<b>0</b>	<b>45</b>
<b>KNOX</b>						
Barbourville Health and Rehabilitation Center	15	26	44	39	0	124
Christian Health Center - Corbin	6	14	27	48	0	95
<b>KNOX County Total:</b>	<b>21</b>	<b>40</b>	<b>71</b>	<b>87</b>	<b>0</b>	<b>219</b>
<b>LAUREL</b>						
Hillcrest Health and Rehabilitation Center	16	20	45	26	0	107
Laurel Heights Home for the Elderly	7	18	46	69	0	140
<b>LAUREL County Total:</b>	<b>23</b>	<b>38</b>	<b>91</b>	<b>95</b>	<b>0</b>	<b>247</b>
<b>ROCKCASTLE</b>						
Rockcastle Health and Rehabilitation Center	15	18	31	31	0	95
Rockcastle Regional Hospital and Respiratory Care	77	27	12	2	0	118
<b>ROCKCASTLE County Total:</b>	<b>92</b>	<b>45</b>	<b>43</b>	<b>33</b>	<b>0</b>	<b>213</b>
<b>WHITLEY</b>						
Corbin Health and Rehabilitation Center	19	29	29	14	0	91
The Heritage	8	14	22	36	0	80
Williamsburg Health and Rehabilitation Center	12	23	47	36	0	118
<b>WHITLEY County Total:</b>	<b>39</b>	<b>66</b>	<b>98</b>	<b>86</b>	<b>0</b>	<b>289</b>
<b>ADD: 13 Total</b>	<b>257</b>	<b>296</b>	<b>485</b>	<b>469</b>	<b>0</b>	<b>1,507</b>
<b>ADD:14</b>						
<b>ADAIR</b>						
Signature Healthcare At Summit Manor Rehab	9	18	30	34	0	91
<b>ADAIR County Total:</b>	<b>9</b>	<b>18</b>	<b>30</b>	<b>34</b>	<b>0</b>	<b>91</b>
<b>CASEY</b>						
Liberty Care and Rehabilitation Center	3	20	21	41	0	85
<b>CASEY County Total:</b>	<b>3</b>	<b>20</b>	<b>21</b>	<b>41</b>	<b>0</b>	<b>85</b>
<b>CLINTON</b>						
Clinton County Care and Rehabilitation Center	5	11	16	19	0	51
<b>CLINTON County Total:</b>	<b>5</b>	<b>11</b>	<b>16</b>	<b>19</b>	<b>0</b>	<b>51</b>

**2019 ANNUAL KENTUCKY LONG TERM CARE UTILIZATION AND SERVICE REPORT**

**Table 15 - Facility Resident Age Distribution - Nursing Facility Beds**

<b>ADD / Facility</b>	<b>Under 65</b>	<b>65-74</b>	<b>75-84</b>	<b>Over 85</b>	<b>Unknown</b>	<b>Total</b>
<b>CUMBERLAND</b>						
Cumberland Valley Manor	13	15	20	22	0	70
<b>CUMBERLAND County Total:</b>	<b>13</b>	<b>15</b>	<b>20</b>	<b>22</b>	<b>0</b>	<b>70</b>
<b>GREEN</b>						
Green Hill Rehabilitation and Care	9	19	28	47	0	103
McDowell Skilled Nursing Facility	0	0	0	0	0	0
<b>GREEN County Total:</b>	<b>9</b>	<b>19</b>	<b>28</b>	<b>47</b>	<b>0</b>	<b>103</b>
<b>MCCREARY</b>						
Signature Healthcare of McCreary County Rehab	10	7	17	17	0	51
<b>MCCREARY County Total:</b>	<b>10</b>	<b>7</b>	<b>17</b>	<b>17</b>	<b>0</b>	<b>51</b>
<b>PULASKI</b>						
Cumberland Nursing and Rehabilitation Center	11	17	30	32	0	90
Lake Cumberland Regional Hospital	1	1	3	4	0	9
Somerset Nursing and Rehabilitation Facility	5	8	44	56	0	113
Somerwoods Nursing and Rehabilitation	14	24	43	43	0	124
<b>PULASKI County Total:</b>	<b>31</b>	<b>50</b>	<b>120</b>	<b>135</b>	<b>0</b>	<b>336</b>
<b>RUSSELL</b>						
Fair Oaks Health Systems	8	18	38	49	0	113
<b>RUSSELL County Total:</b>	<b>8</b>	<b>18</b>	<b>38</b>	<b>49</b>	<b>0</b>	<b>113</b>
<b>TAYLOR</b>						
Campbellsville Nursing and Rehabilitation	2	8	21	25	0	56
The Grandview Nursing and Rehabilitation Facility	6	8	27	30	0	71
<b>TAYLOR County Total:</b>	<b>8</b>	<b>16</b>	<b>48</b>	<b>55</b>	<b>0</b>	<b>127</b>
<b>WAYNE</b>						
Hicks' Golden Years Nursing Home	11	6	21	18	0	56
<b>WAYNE County Total:</b>	<b>11</b>	<b>6</b>	<b>21</b>	<b>18</b>	<b>0</b>	<b>56</b>
<b>ADD: 14 Total</b>	<b>107</b>	<b>180</b>	<b>359</b>	<b>437</b>	<b>0</b>	<b>1,083</b>
<b>ADD:15</b>						
<b>ANDERSON</b>						
Signature Healthcare at Heritage Hall Rehab	12	11	31	34	0	88
<b>ANDERSON County Total:</b>	<b>12</b>	<b>11</b>	<b>31</b>	<b>34</b>	<b>0</b>	<b>88</b>
<b>BOURBON</b>						
Bourbon Heights	5	10	25	18	0	58
<b>BOURBON County Total:</b>	<b>5</b>	<b>10</b>	<b>25</b>	<b>18</b>	<b>0</b>	<b>58</b>

**2019 ANNUAL KENTUCKY LONG TERM CARE UTILIZATION AND SERVICE REPORT**

**Table 15 - Facility Resident Age Distribution - Nursing Facility Beds**

<b>ADD / Facility</b>	<b>Under 65</b>	<b>65-74</b>	<b>75-84</b>	<b>Over 85</b>	<b>Unknown</b>	<b>Total</b>
<b>BOYLE</b>						
Charleston Health Care Center	2	9	32	38	0	81
Danville Center For Health	16	16	33	25	0	90
Ephraim McDowell Regional Medical Center	0	0	0	0	0	0
<b>BOYLE County Total:</b>	<b>18</b>	<b>25</b>	<b>65</b>	<b>63</b>	<b>0</b>	<b>171</b>
<b>CLARK</b>						
Clark Regional Medical Center Transitional Care Un	0	5	3	8	0	16
Fountain Circle Care and Rehab Ctr	0	26	30	10	63	129
<b>CLARK County Total:</b>	<b>0</b>	<b>31</b>	<b>33</b>	<b>18</b>	<b>63</b>	<b>145</b>
<b>ESTILL</b>						
Irvine Nursing and Rehabilitation	13	14	29	25	0	81
<b>ESTILL County Total:</b>	<b>13</b>	<b>14</b>	<b>29</b>	<b>25</b>	<b>0</b>	<b>81</b>
<b>FAYETTE</b>						
Bluegrass Care and Rehabilitation Center	7	37	29	29	0	102
Brookdale Richmond Place SNF	8	22	28	38	0	96
Cambridge Place	14	30	26	27	0	97
Cardinal Hill Rehab Unit	1	9	15	4	0	29
Homestead Post Acute	9	34	44	42	0	129
Lexington Country Place	2	5	22	56	0	85
Mayfair Manor	12	13	31	30	0	86
Northpoint Lexington Healthcare Center	16	31	45	51	0	143
Pine Meadows Post Acute	22	24	29	41	0	116
Rose Manor Health Care	0	4	9	16	0	29
Sayre Christian Village Nursing Home	1	9	29	79	0	118
Signature Healthcare At Tanbark Rehab	3	4	5	15	0	27
The Willows At Fritz Farm	1	4	11	31	0	47
The Willows at Hamburg	1	5	11	35	0	52
Willows at Citation	4	6	8	24	0	42
<b>FAYETTE County Total:</b>	<b>101</b>	<b>237</b>	<b>342</b>	<b>518</b>	<b>0</b>	<b>1,198</b>
<b>FRANKLIN</b>						
Bradford Square Rehabilitation and Nursing Center	18	21	22	33	0	94
Frankfort Care and Rehabilitation	9	14	23	24	0	70
<b>FRANKLIN County Total:</b>	<b>27</b>	<b>35</b>	<b>45</b>	<b>57</b>	<b>0</b>	<b>164</b>

**2019 ANNUAL KENTUCKY LONG TERM CARE UTILIZATION AND SERVICE REPORT**

**Table 15 - Facility Resident Age Distribution - Nursing Facility Beds**

<b>ADD / Facility</b>	<b>Under 65</b>	<b>65-74</b>	<b>75-84</b>	<b>Over 85</b>	<b>Unknown</b>	<b>Total</b>
<b>GARRARD</b>						
Landmark of Lancaster Rehabilitation and Nursing	13	18	23	38	0	92
<b>GARRARD County Total:</b>	<b>13</b>	<b>18</b>	<b>23</b>	<b>38</b>	<b>0</b>	<b>92</b>
<b>HARRISON</b>						
Cedar Ridge Health Campus	1	4	13	28	0	46
Edgemont Healthcare	20	22	16	5	0	63
Grand Haven Nursing Home	8	12	14	18	0	52
<b>HARRISON County Total:</b>	<b>29</b>	<b>38</b>	<b>43</b>	<b>51</b>	<b>0</b>	<b>161</b>
<b>JESSAMINE</b>						
Diversicare of Nicholasville	9	11	19	21	0	60
Thomson Hood Veterans Center	10	31	32	78	0	151
<b>JESSAMINE County Total:</b>	<b>19</b>	<b>42</b>	<b>51</b>	<b>99</b>	<b>0</b>	<b>211</b>
<b>LINCOLN</b>						
Stanford Care and Rehab	16	19	32	46	0	113
<b>LINCOLN County Total:</b>	<b>16</b>	<b>19</b>	<b>32</b>	<b>46</b>	<b>0</b>	<b>113</b>
<b>MADISON</b>						
Berea Health and Rehabilitation	10	15	21	26	0	72
Kenwood Health and Rehabilitation Center	7	15	28	35	0	85
Madison Health and Rehabilitation Center	17	18	33	19	0	87
Telford Terrace	0	0	5	12	0	17
The Terrace Nursing and Rehabilitation	3	11	33	47	0	94
<b>MADISON County Total:</b>	<b>37</b>	<b>59</b>	<b>120</b>	<b>139</b>	<b>0</b>	<b>355</b>
<b>MERCER</b>						
Harrodsburg Health & Rehab Ctr	11	22	40	25	0	98
The Willows at Harrodsburg	2	5	6	15	0	28
<b>MERCER County Total:</b>	<b>13</b>	<b>27</b>	<b>46</b>	<b>40</b>	<b>0</b>	<b>126</b>
<b>NICHOLAS</b>						
Johnson Mathers Nursing Home	10	23	26	41	0	100
<b>NICHOLAS County Total:</b>	<b>10</b>	<b>23</b>	<b>26</b>	<b>41</b>	<b>0</b>	<b>100</b>
<b>POWELL</b>						
Stanton Nursing and Rehabilitation Center	20	16	15	15	0	66
<b>POWELL County Total:</b>	<b>20</b>	<b>16</b>	<b>15</b>	<b>15</b>	<b>0</b>	<b>66</b>
<b>SCOTT</b>						
Dover Manor	3	4	32	44	0	83



**2019 ANNUAL KENTUCKY LONG TERM CARE UTILIZATION AND SERVICE REPORT**

**Table 15 - Facility Resident Age Distribution - Nursing Facility Beds**

<b>ADD / Facility</b>	<b>Under 65</b>	<b>65-74</b>	<b>75-84</b>	<b>Over 85</b>	<b>Unknown</b>	<b>Total</b>
Signature Healthcare of Georgetown	5	15	20	19	0	59
<b>SCOTT County Total:</b>	<b>8</b>	<b>19</b>	<b>52</b>	<b>63</b>	<b>0</b>	<b>142</b>
WOODFORD						
The Homeplace At Midway	0	0	4	19	0	23
<b>WOODFORD County Total:</b>	<b>0</b>	<b>0</b>	<b>4</b>	<b>19</b>	<b>0</b>	<b>23</b>
<b>ADD: 15 Total</b>	<b>341</b>	<b>624</b>	<b>982</b>	<b>1,284</b>	<b>63</b>	<b>3,294</b>
<b>Statewide Total</b>	<b>3,351</b>	<b>4,517</b>	<b>6,774</b>	<b>7,737</b>	<b>67</b>	<b>22,446</b>

**2019 ANNUAL KENTUCKY LONG TERM CARE UTILIZATION AND SERVICE REPORT**

**Table 16 - Facility Resident Age Distribution - Personal Care Beds**

<b>ADD / Facility</b>	<b>Under 65</b>	<b>65-74</b>	<b>75-84</b>	<b>Over 85</b>	<b>Unknown</b>	<b>Total</b>
<b>ADD:1</b>						
<b>CALLOWAY</b>						
Fern Terrace of Murray	10	25	22	11	0	68
Gardens At Hickory Woods	0	1	4	5	0	10
<b>CALLOWAY County Total:</b>	<b>10</b>	<b>26</b>	<b>26</b>	<b>16</b>	<b>0</b>	<b>78</b>
<b>CARLISLE</b>						
Countryside Center	3	1	1	3	0	8
<b>CARLISLE County Total:</b>	<b>3</b>	<b>1</b>	<b>1</b>	<b>3</b>	<b>0</b>	<b>8</b>
<b>GRAVES</b>						
Fern Terrace of Mayfield	108	5	0	0	0	113
<b>GRAVES County Total:</b>	<b>108</b>	<b>5</b>	<b>0</b>	<b>0</b>	<b>0</b>	<b>113</b>
<b>HICKMAN</b>						
Clinton Hickman County Nursing Facility	1	2	0	1	0	4
Clinton Place	2	3	1	1	0	7
<b>HICKMAN County Total:</b>	<b>3</b>	<b>5</b>	<b>1</b>	<b>2</b>	<b>0</b>	<b>11</b>
<b>MCCRACKEN</b>						
Gaither Suites at West Park	0	1	5	21	0	27
<b>MCCRACKEN County Total:</b>	<b>0</b>	<b>1</b>	<b>5</b>	<b>21</b>	<b>0</b>	<b>27</b>
<b>ADD: 1 Total</b>	<b>124</b>	<b>38</b>	<b>33</b>	<b>42</b>	<b>0</b>	<b>237</b>
<b>ADD:2</b>						
<b>CALDWELL</b>						
Highland Homes, Inc.	69	19	6	0	0	94
<b>CALDWELL County Total:</b>	<b>69</b>	<b>19</b>	<b>6</b>	<b>0</b>	<b>0</b>	<b>94</b>
<b>CHRISTIAN</b>						
Christian County Manor	24	15	2	0	0	41
Christian Health Center, Hopkinsville	0	0	0	1	0	1
Pennyrile Home	47	19	9	3	0	78
<b>CHRISTIAN County Total:</b>	<b>71</b>	<b>34</b>	<b>11</b>	<b>4</b>	<b>0</b>	<b>120</b>
<b>CRITTENDEN</b>						
Crittenden County Health and Rehabilitation Center	0	0	0	0	0	0
<b>CRITTENDEN County Total:</b>	<b>0</b>	<b>0</b>	<b>0</b>	<b>0</b>	<b>0</b>	<b>0</b>
<b>HOPKINS</b>						
The Homestead	40	9	1	0	0	50
The Oaks PCH/Madisonville	44	2	3	0	0	49
<b>HOPKINS County Total:</b>	<b>84</b>	<b>11</b>	<b>4</b>	<b>0</b>	<b>0</b>	<b>99</b>

**2019 ANNUAL KENTUCKY LONG TERM CARE UTILIZATION AND SERVICE REPORT**

**Table 16 - Facility Resident Age Distribution - Personal Care Beds**

<b>ADD / Facility</b>	<b>Under 65</b>	<b>65-74</b>	<b>75-84</b>	<b>Over 85</b>	<b>Unknown</b>	<b>Total</b>
<b>MUHLENBERG</b>						
Diversicare of Greenville	1	1	3	0	0	5
Sparks Nursing Center	32	20	10	10	0	72
<b>MUHLENBERG County Total:</b>	<b>33</b>	<b>21</b>	<b>13</b>	<b>10</b>	<b>0</b>	<b>77</b>
<b>TRIGG</b>						
Better Senior Living	24	22	5	2	0	53
<b>TRIGG County Total:</b>	<b>24</b>	<b>22</b>	<b>5</b>	<b>2</b>	<b>0</b>	<b>53</b>
<b>ADD: 2 Total</b>	<b>281</b>	<b>107</b>	<b>39</b>	<b>16</b>	<b>0</b>	<b>443</b>
<b>ADD:3</b>						
<b>DAVISS</b>						
Carmel Home	0	1	12	62	0	75
Davco Rest Home	67	17	4	0	0	88
Fern Terrace of Owensboro	18	23	14	3	0	58
Owensboro Center	8	4	3	0	0	15
Rosedale Rest Home	22	4	1	0	0	27
<b>DAVISS County Total:</b>	<b>115</b>	<b>49</b>	<b>34</b>	<b>65</b>	<b>0</b>	<b>263</b>
<b>HANCOCK</b>						
The Oaks PCH/Lewisport	44	6	0	0	0	50
<b>HANCOCK County Total:</b>	<b>44</b>	<b>6</b>	<b>0</b>	<b>0</b>	<b>0</b>	<b>50</b>
<b>HENDERSON</b>						
Henderson Manor	15	7	7	2	0	31
<b>HENDERSON County Total:</b>	<b>15</b>	<b>7</b>	<b>7</b>	<b>2</b>	<b>0</b>	<b>31</b>
<b>MCLEAN</b>						
Sunny Acres	18	2	0	0	0	20
<b>MCLEAN County Total:</b>	<b>18</b>	<b>2</b>	<b>0</b>	<b>0</b>	<b>0</b>	<b>20</b>
<b>OHIO</b>						
Beaver Dam Nursing and Rehab Center	7	6	3	3	0	19
<b>OHIO County Total:</b>	<b>7</b>	<b>6</b>	<b>3</b>	<b>3</b>	<b>0</b>	<b>19</b>
<b>ADD: 3 Total</b>	<b>199</b>	<b>70</b>	<b>44</b>	<b>70</b>	<b>0</b>	<b>383</b>
<b>ADD:4</b>						
<b>ALLEN</b>						
Cornerstone Manor	27	3	2	0	0	32
Scottsville Manor	23	7	2	0	0	32
<b>ALLEN County Total:</b>	<b>50</b>	<b>10</b>	<b>4</b>	<b>0</b>	<b>0</b>	<b>64</b>

**2019 ANNUAL KENTUCKY LONG TERM CARE UTILIZATION AND SERVICE REPORT**

**Table 16 - Facility Resident Age Distribution - Personal Care Beds**

<b>ADD / Facility</b>	<b>Under 65</b>	<b>65-74</b>	<b>75-84</b>	<b>Over 85</b>	<b>Unknown</b>	<b>Total</b>
<b>BARREN</b>						
NHC HealthCare, Glasgow	0	0	0	1	0	1
<b>BARREN County Total:</b>	<b>0</b>	<b>0</b>	<b>0</b>	<b>1</b>	<b>0</b>	<b>1</b>
<b>EDMONSON</b>						
Edmonson Center	1	2	3	0	0	6
<b>EDMONSON County Total:</b>	<b>1</b>	<b>2</b>	<b>3</b>	<b>0</b>	<b>0</b>	<b>6</b>
<b>HART</b>						
Hart County Manor	17	26	3	0	0	46
<b>HART County Total:</b>	<b>17</b>	<b>26</b>	<b>3</b>	<b>0</b>	<b>0</b>	<b>46</b>
<b>METCALFE</b>						
Harper's Home for the Aged	18	5	1	0	0	24
Metcalfe Health Care Center	0	5	3	0	0	8
<b>METCALFE County Total:</b>	<b>18</b>	<b>10</b>	<b>4</b>	<b>0</b>	<b>0</b>	<b>32</b>
<b>SIMPSON</b>						
Lewis Memorial Methodist Home	2	7	6	6	0	21
<b>SIMPSON County Total:</b>	<b>2</b>	<b>7</b>	<b>6</b>	<b>6</b>	<b>0</b>	<b>21</b>
<b>WARREN</b>						
Christian Health Center, Bowling Green	0	7	13	28	0	48
Fern Terrace of Bowling Green	78	23	9	0	0	110
The Haven At Massey Springs	0	0	7	11	0	18
<b>WARREN County Total:</b>	<b>78</b>	<b>30</b>	<b>29</b>	<b>39</b>	<b>0</b>	<b>176</b>
<b>ADD: 4 Total</b>	<b>166</b>	<b>85</b>	<b>49</b>	<b>46</b>	<b>0</b>	<b>346</b>
<b>ADD:5</b>						
<b>GRAYSON</b>						
Grayson Manor	2	4	6	8	0	20
<b>GRAYSON County Total:</b>	<b>2</b>	<b>4</b>	<b>6</b>	<b>8</b>	<b>0</b>	<b>20</b>
<b>HARDIN</b>						
Signature Healthcare at North Hardin Rehab	0	0	0	0	0	0
<b>HARDIN County Total:</b>	<b>0</b>	<b>0</b>	<b>0</b>	<b>0</b>	<b>0</b>	<b>0</b>
<b>MARION</b>						
Loretto Motherhouse Infirmary	0	1	4	14	0	19
The Village of Lebanon II	0	1	2	2	0	5
<b>MARION County Total:</b>	<b>0</b>	<b>2</b>	<b>6</b>	<b>16</b>	<b>0</b>	<b>24</b>
<b>MEADE</b>						
Brandenburg Nursing and Rehabilitation	0	0	0	0	0	0
<b>MEADE County Total:</b>	<b>0</b>	<b>0</b>	<b>0</b>	<b>0</b>	<b>0</b>	<b>0</b>

**2019 ANNUAL KENTUCKY LONG TERM CARE UTILIZATION AND SERVICE REPORT**

**Table 16 - Facility Resident Age Distribution - Personal Care Beds**

<b>ADD / Facility</b>	<b>Under 65</b>	<b>65-74</b>	<b>75-84</b>	<b>Over 85</b>	<b>Unknown</b>	<b>Total</b>
<b>NELSON</b>						
Windsor Gardens CCRC	0	0	2	16	0	18
<b>NELSON County Total:</b>	<b>0</b>	<b>0</b>	<b>2</b>	<b>16</b>	<b>0</b>	<b>18</b>
<b>WASHINGTON</b>						
Sansbury Care Center	0	0	3	8	0	11
<b>WASHINGTON County Total:</b>	<b>0</b>	<b>0</b>	<b>3</b>	<b>8</b>	<b>0</b>	<b>11</b>
<b>ADD: 5 Total</b>	<b>2</b>	<b>6</b>	<b>17</b>	<b>48</b>	<b>0</b>	<b>73</b>
<b>ADD:6</b>						
<b>BULLITT</b>						
Colonial House of Shepherdsville	37	21	3	0	0	61
<b>BULLITT County Total:</b>	<b>37</b>	<b>21</b>	<b>3</b>	<b>0</b>	<b>0</b>	<b>61</b>
<b>JEFFERSON</b>						
Anthology of Louisville	1	7	16	30	0	54
Atria Blankenbaker	0	2	12	18	0	32
Barton House of Louisville #1	1	1	6	11	0	19
Belmont Village	1	7	26	84	0	118
Brookdale Stonestreet	0	0	6	11	0	17
Eastern Star Home in KY	0	1	2	4	0	7
Episcopal Church Home	0	6	20	30	0	56
Exceptional Senior Living - Prospect	1	4	13	25	0	43
Forest Hills Commons	2	3	34	63	0	102
Forest Springs Health Campus	1	1	8	21	0	31
Glen Ridge Health Campus	0	0	14	20	0	34
Hallmark House Louisville II	2	2	7	6	0	17
Heartsong Memory Care	0	5	10	10	0	25
Little Sisters of the Poor	0	0	5	9	0	14
Louisville Protestant Altenheim	0	3	6	11	0	20
Masonic Home of Louisville	2	6	19	21	0	48
Morning Pointe Of Louisville At South Hurstbourne	3	8	28	21	0	60
Nazareth Home	0	5	12	30	0	47
Nazareth Home Clifton	0	2	3	7	0	12
Park Louisville	1	7	19	11	0	38
Parr's at Springhurst	0	0	7	53	0	60
Rose Anna Hughes Home/Westminster	0	5	11	27	0	43
Sunrise of Louisville	2	6	30	40	0	78
Symphony at Oaklawn	0	12	15	50	0	77

**2019 ANNUAL KENTUCKY LONG TERM CARE UTILIZATION AND SERVICE REPORT**

**Table 16 - Facility Resident Age Distribution - Personal Care Beds**

<b>ADD / Facility</b>	<b>Under 65</b>	<b>65-74</b>	<b>75-84</b>	<b>Over 85</b>	<b>Unknown</b>	<b>Total</b>
Symphony at Valley Farms	0	5	29	37	0	71
The Forum at Brookside	0	0	0	23	0	23
The Lantern At Morning Pointe (Louisville)	0	4	8	12	0	24
The Legacy at English Station	1	8	25	16	0	50
Treyton Oaks Towers	1	1	13	24	0	39
Wesley Manor	0	1	15	13	0	29
Westport Place Health Campus	0	1	8	16	0	25
<b>JEFFERSON County Total:</b>	<b>19</b>	<b>113</b>	<b>427</b>	<b>754</b>	<b>0</b>	<b>1,313</b>
<b>SHELBY</b>						
Colonial Hall Manor	32	19	6	0	0	57
Masonic Home of Shelbyville	1	3	8	14	0	26
<b>SHELBY County Total:</b>	<b>33</b>	<b>22</b>	<b>14</b>	<b>14</b>	<b>0</b>	<b>83</b>
<b>ADD: 6 Total</b>	<b>89</b>	<b>156</b>	<b>444</b>	<b>768</b>	<b>0</b>	<b>1,457</b>
<b>ADD:7</b>						
<b>BOONE</b>						
Colonial Gardens	0	2	13	55	0	70
Dominion Senior Living of Florence	0	5	27	19	0	51
<b>BOONE County Total:</b>	<b>0</b>	<b>7</b>	<b>40</b>	<b>74</b>	<b>0</b>	<b>121</b>
<b>CAMPBELL</b>						
Carmel Manor	0	2	2	11	0	15
The Seasons at Alexandria	0	4	10	22	0	36
<b>CAMPBELL County Total:</b>	<b>0</b>	<b>6</b>	<b>12</b>	<b>33</b>	<b>0</b>	<b>51</b>
<b>CARROLL</b>						
Carrollton Manor	19	9	2	0	0	30
Valley Haven Rest Home	29	10	5	0	0	44
<b>CARROLL County Total:</b>	<b>48</b>	<b>19</b>	<b>7</b>	<b>0</b>	<b>0</b>	<b>74</b>
<b>GRANT</b>						
Jonesville Rest Home	21	1	1	0	0	23
<b>GRANT County Total:</b>	<b>21</b>	<b>1</b>	<b>1</b>	<b>0</b>	<b>0</b>	<b>23</b>
<b>KENTON</b>						
Brookdale Edgewood	0	7	19	46	0	72
Covington Ladies Home	0	4	10	2	0	16
Emerald Trace	0	0	8	10	0	18
Ivy Knoll	2	6	4	8	0	20
Madonna Manor	2	3	7	11	0	23
Regency Manor	16	28	11	1	0	56

**2019 ANNUAL KENTUCKY LONG TERM CARE UTILIZATION AND SERVICE REPORT**

**Table 16 - Facility Resident Age Distribution - Personal Care Beds**

<b>ADD / Facility</b>	<b>Under 65</b>	<b>65-74</b>	<b>75-84</b>	<b>Over 85</b>	<b>Unknown</b>	<b>Total</b>
Regency Manor North	10	13	4	2	0	29
St Charles Care Center	0	1	6	17	0	24
<b>KENTON County Total:</b>	<b>30</b>	<b>62</b>	<b>69</b>	<b>97</b>	<b>0</b>	<b>258</b>
<b>PENDLETON</b>						
Falmouth Personal Care Home	21	5	0	0	0	26
The Front Gate	13	5	1	0	0	19
<b>PENDLETON County Total:</b>	<b>34</b>	<b>10</b>	<b>1</b>	<b>0</b>	<b>0</b>	<b>45</b>
<b>ADD: 7 Total</b>	<b>133</b>	<b>105</b>	<b>130</b>	<b>204</b>	<b>0</b>	<b>572</b>
<b>ADD:9</b>						
<b>MENIFEE</b>						
Edgewood Estates	4	1	0	1	0	6
<b>MENIFEE County Total:</b>	<b>4</b>	<b>1</b>	<b>0</b>	<b>1</b>	<b>0</b>	<b>6</b>
<b>MONTGOMERY</b>						
Regency Memory Care	0	1	5	11	0	17
<b>MONTGOMERY County Total:</b>	<b>0</b>	<b>1</b>	<b>5</b>	<b>11</b>	<b>0</b>	<b>17</b>
<b>MORGAN</b>						
West Liberty Nursing and Rehabilitation Center	0	0	2	0	0	2
<b>MORGAN County Total:</b>	<b>0</b>	<b>0</b>	<b>2</b>	<b>0</b>	<b>0</b>	<b>2</b>
<b>ADD: 9 Total</b>	<b>4</b>	<b>2</b>	<b>7</b>	<b>12</b>	<b>0</b>	<b>25</b>
<b>ADD:10</b>						
<b>BOYD</b>						
Artrips Personal Care Home	12	4	1	1	0	18
Hamilton's Personal Care Home	12	3	1	0	0	16
King's Daughters And Sons Home	1	1	9	18	0	29
<b>BOYD County Total:</b>	<b>25</b>	<b>8</b>	<b>11</b>	<b>19</b>	<b>0</b>	<b>63</b>
<b>GREENUP</b>						
Frasure's Personal Care Home	39	10	8	0	0	57
Morning Pointe Of Russell	0	0	4	41	0	45
Russell Convalescent Home	26	0	0	0	0	26
The Lantern At Morning Pointe Alzheimers and Memory Care	1	2	8	31	0	42
Trinity Station Retirement Community	0	0	6	18	0	24
<b>GREENUP County Total:</b>	<b>66</b>	<b>12</b>	<b>26</b>	<b>90</b>	<b>0</b>	<b>194</b>

**2019 ANNUAL KENTUCKY LONG TERM CARE UTILIZATION AND SERVICE REPORT**

**Table 16 - Facility Resident Age Distribution - Personal Care Beds**

<b>ADD / Facility</b>	<b>Under 65</b>	<b>65-74</b>	<b>75-84</b>	<b>Over 85</b>	<b>Unknown</b>	<b>Total</b>
<b>LAWRENCE</b>						
The Jordan Center	0	1	0	0	0	1
<b>LAWRENCE County Total:</b>	<b>0</b>	<b>1</b>	<b>0</b>	<b>0</b>	<b>0</b>	<b>1</b>
<b>ADD: 10 Total</b>	<b>91</b>	<b>21</b>	<b>37</b>	<b>109</b>	<b>0</b>	<b>258</b>
<b>ADD:11</b>						
<b>JOHNSON</b>						
Venture Home of Paintsville	53	9	2	1	0	65
<b>JOHNSON County Total:</b>	<b>53</b>	<b>9</b>	<b>2</b>	<b>1</b>	<b>0</b>	<b>65</b>
<b>MAGOFFIN</b>						
Salyersville Nursing and Rehabilitation Center	0	0	0	0	0	0
<b>MAGOFFIN County Total:</b>	<b>0</b>	<b>0</b>	<b>0</b>	<b>0</b>	<b>0</b>	<b>0</b>
<b>MARTIN</b>						
Martin County Health Care Facility	0	0	0	0	0	0
<b>MARTIN County Total:</b>	<b>0</b>	<b>0</b>	<b>0</b>	<b>0</b>	<b>0</b>	<b>0</b>
<b>PIKE</b>						
Good Shepherd Community Nursing Center	0	0	0	0	0	0
<b>PIKE County Total:</b>	<b>0</b>	<b>0</b>	<b>0</b>	<b>0</b>	<b>0</b>	<b>0</b>
<b>ADD: 11 Total</b>	<b>53</b>	<b>9</b>	<b>2</b>	<b>1</b>	<b>0</b>	<b>65</b>
<b>ADD:12</b>						
<b>KNOTT</b>						
Golden Years Rest Home	62	15	5	0	0	82
<b>KNOTT County Total:</b>	<b>62</b>	<b>15</b>	<b>5</b>	<b>0</b>	<b>0</b>	<b>82</b>
<b>OWSLEY</b>						
Owsley County Health Care Center	0	0	0	0	0	0
<b>OWSLEY County Total:</b>	<b>0</b>	<b>0</b>	<b>0</b>	<b>0</b>	<b>0</b>	<b>0</b>
<b>ADD: 12 Total</b>	<b>62</b>	<b>15</b>	<b>5</b>	<b>0</b>	<b>0</b>	<b>82</b>
<b>ADD:13</b>						
<b>BELL</b>						
Generations Center of Middlesboro	15	34	7	5	0	61
<b>BELL County Total:</b>	<b>15</b>	<b>34</b>	<b>7</b>	<b>5</b>	<b>0</b>	<b>61</b>
<b>HARLAN</b>						
The Laurels	30	32	5	1	0	68
<b>HARLAN County Total:</b>	<b>30</b>	<b>32</b>	<b>5</b>	<b>1</b>	<b>0</b>	<b>68</b>



**2019 ANNUAL KENTUCKY LONG TERM CARE UTILIZATION AND SERVICE REPORT**

**Table 16 - Facility Resident Age Distribution - Personal Care Beds**

<b>ADD / Facility</b>	<b>Under 65</b>	<b>65-74</b>	<b>75-84</b>	<b>Over 85</b>	<b>Unknown</b>	<b>Total</b>
<b>KNOX</b>						
Christian Health Center - Corbin	0	0	1	0	0	1
<b>KNOX County Total:</b>	<b>0</b>	<b>0</b>	<b>1</b>	<b>0</b>	<b>0</b>	<b>1</b>
<b>ADD: 13 Total</b>	<b>45</b>	<b>66</b>	<b>13</b>	<b>6</b>	<b>0</b>	<b>130</b>
<b>ADD:14</b>						
<b>MCCREARY</b>						
Cumberland Manor Rest Home	20	26	2	0	0	48
<b>MCCREARY County Total:</b>	<b>20</b>	<b>26</b>	<b>2</b>	<b>0</b>	<b>0</b>	<b>48</b>
<b>PULASKI</b>						
Crestview Personal Care	11	9	7	1	0	28
Somervew Personal Care Home	26	14	1	0	0	41
<b>PULASKI County Total:</b>	<b>37</b>	<b>23</b>	<b>8</b>	<b>1</b>	<b>0</b>	<b>69</b>
<b>TAYLOR</b>						
Bluegrass Way	0	0	4	7	0	11
<b>TAYLOR County Total:</b>	<b>0</b>	<b>0</b>	<b>4</b>	<b>7</b>	<b>0</b>	<b>11</b>
<b>WAYNE</b>						
Dishman Personal Care Home	23	10	1	0	0	34
Hicks' Golden Years Nursing Home	0	1	0	0	0	1
<b>WAYNE County Total:</b>	<b>23</b>	<b>11</b>	<b>1</b>	<b>0</b>	<b>0</b>	<b>35</b>
<b>ADD: 14 Total</b>	<b>80</b>	<b>60</b>	<b>15</b>	<b>8</b>	<b>0</b>	<b>163</b>
<b>ADD:15</b>						
<b>ANDERSON</b>						
Signature Healthcare at Heritage Hall Rehab	0	0	0	0	0	0
<b>ANDERSON County Total:</b>	<b>0</b>	<b>0</b>	<b>0</b>	<b>0</b>	<b>0</b>	<b>0</b>
<b>BOURBON</b>						
Bourbon Heights	0	1	3	3	0	7
<b>BOURBON County Total:</b>	<b>0</b>	<b>1</b>	<b>3</b>	<b>3</b>	<b>0</b>	<b>7</b>
<b>BOYLE</b>						
McDowell Place of Danville	2	0	0	7	0	9
Morning Pointe of Danville	0	2	17	35	0	54
<b>BOYLE County Total:</b>	<b>2</b>	<b>2</b>	<b>17</b>	<b>42</b>	<b>0</b>	<b>63</b>
<b>ESTILL</b>						
Irvine Nursing and Rehabilitation	1	0	1	0	0	2
<b>ESTILL County Total:</b>	<b>1</b>	<b>0</b>	<b>1</b>	<b>0</b>	<b>0</b>	<b>2</b>
<b>FAYETTE</b>						
Cedarhurst of Beaumont	2	6	33	47	0	88

**2019 ANNUAL KENTUCKY LONG TERM CARE UTILIZATION AND SERVICE REPORT**

**Table 16 - Facility Resident Age Distribution - Personal Care Beds**

<b>ADD / Facility</b>	<b>Under 65</b>	<b>65-74</b>	<b>75-84</b>	<b>Over 85</b>	<b>Unknown</b>	<b>Total</b>
Central Ky Recovery Center Unit 1	10	2	0	0	0	12
Central KY Recovery Center Unit 2	10	1	0	0	0	11
Lantern at Morning Pointe Alz and Memory Care	2	5	9	26	0	42
Legacy Reserve at Fritz Farm	0	4	29	20	0	53
Lexington Country Place	0	0	1	17	0	18
Mayfair Village Retirement Center	0	1	2	12	0	15
Morning Pointe of Lexington	2	3	16	35	0	56
Morning Pointe of Lexington East	0	10	15	24	0	49
Richmond Place Senior Living	2	5	20	36	0	63
Signature Healthcare At Tanbark Rehab	1	8	10	25	0	44
The Breckinridge	0	2	8	11	0	21
The Legacy At The Willows	0	0	8	10	0	18
The Villa at Chevy Chase	0	0	0	0	0	0
The Willows At Fritz Farm	0	1	7	13	0	21
The Willows at Hamburg	0	1	4	26	0	31
Willows at Citation	1	0	3	22	0	26
<b>FAYETTE County Total:</b>	<b>30</b>	<b>49</b>	<b>165</b>	<b>324</b>	<b>0</b>	<b>568</b>
<b>FRANKLIN</b>						
Dominion Senior Living of Frankfort	0	53	0	0	0	53
Morning Pointe of Frankfort	0	6	13	27	0	46
The Lantern at Morning Pointe of Frankfort	0	5	15	18	0	38
<b>FRANKLIN County Total:</b>	<b>0</b>	<b>64</b>	<b>28</b>	<b>45</b>	<b>0</b>	<b>137</b>
<b>HARRISON</b>						
Cedar Ridge Health Campus	0	1	6	22	2	31
Parkside Manor	33	9	6	1	0	49
Shady Lawn Home	56	14	4	1	0	75
<b>HARRISON County Total:</b>	<b>89</b>	<b>24</b>	<b>16</b>	<b>24</b>	<b>2</b>	<b>155</b>
<b>JESSAMINE</b>						
Bridgepointe At Ashgrove Woods	4	3	10	35	0	52
Rose Terrace Lodge	18	14	7	1	0	40
Wesley Village	0	0	2	17	0	19
<b>JESSAMINE County Total:</b>	<b>22</b>	<b>17</b>	<b>19</b>	<b>53</b>	<b>0</b>	<b>111</b>
<b>LINCOLN</b>						
Waynesburg Manor	5	13	8	2	0	28
<b>LINCOLN County Total:</b>	<b>5</b>	<b>13</b>	<b>8</b>	<b>2</b>	<b>0</b>	<b>28</b>

**2019 ANNUAL KENTUCKY LONG TERM CARE UTILIZATION AND SERVICE REPORT**

**Table 16 - Facility Resident Age Distribution - Personal Care Beds**

<b>ADD / Facility</b>	<b>Under 65</b>	<b>65-74</b>	<b>75-84</b>	<b>Over 85</b>	<b>Unknown</b>	<b>Total</b>
<b>MADISON</b>						
Dominion Senior Living of Richmond	0	1	12	32	0	45
Morning Pointe of Richmond	0	4	11	24	0	39
Telford Terrace	1	0	1	10	0	12
<b>MADISON County Total:</b>	<b>1</b>	<b>5</b>	<b>24</b>	<b>66</b>	<b>0</b>	<b>96</b>
<b>MERCER</b>						
The Willows at Harrodsburg	1	0	8	16	0	25
<b>MERCER County Total:</b>	<b>1</b>	<b>0</b>	<b>8</b>	<b>16</b>	<b>0</b>	<b>25</b>
<b>POWELL</b>						
Stanton Nursing and Rehabilitation Center	0	0	1	0	0	1
<b>POWELL County Total:</b>	<b>0</b>	<b>0</b>	<b>1</b>	<b>0</b>	<b>0</b>	<b>1</b>
<b>SCOTT</b>						
The Meadows At Windsor Gardens	1	2	5	4	0	12
<b>SCOTT County Total:</b>	<b>1</b>	<b>2</b>	<b>5</b>	<b>4</b>	<b>0</b>	<b>12</b>
<b>WOODFORD</b>						
Taylor Manor Nursing Home	0	0	1	3	0	4
The Homeplace At Midway	0	0	5	7	0	12
<b>WOODFORD County Total:</b>	<b>0</b>	<b>0</b>	<b>6</b>	<b>10</b>	<b>0</b>	<b>16</b>
<b>ADD: 15 Total</b>	<b>152</b>	<b>177</b>	<b>301</b>	<b>589</b>	<b>2</b>	<b>1,221</b>
<b>Statewide Total</b>	<b>1,481</b>	<b>917</b>	<b>1,136</b>	<b>1,919</b>	<b>2</b>	<b>5,455</b>

**2019 ANNUAL KENTUCKY LONG TERM CARE UTILIZATION AND SERVICE REPORT**

**Table 17 - Facility Resident Age Distribution - Nursing Home (CCRC) Beds**

<b>ADD / Facility</b>	<b>Under 65</b>	<b>65-74</b>	<b>75-84</b>	<b>Over 85</b>	<b>Unknown</b>	<b>Total</b>
<b>ADD:2</b>						
<b>CHRISTIAN</b>						
Christian Health Center, Hopkinsville	0	0	0	2	0	2
<b>CHRISTIAN County Total:</b>	<b>0</b>	<b>0</b>	<b>0</b>	<b>2</b>	<b>0</b>	<b>2</b>
<b>ADD: 2 Total</b>	<b>0</b>	<b>0</b>	<b>0</b>	<b>2</b>	<b>0</b>	<b>2</b>
<b>ADD:3</b>						
<b>UNION</b>						
Breckinridge Place	0	0	2	3	0	5
<b>UNION County Total:</b>	<b>0</b>	<b>0</b>	<b>2</b>	<b>3</b>	<b>0</b>	<b>5</b>
<b>ADD: 3 Total</b>	<b>0</b>	<b>0</b>	<b>2</b>	<b>3</b>	<b>0</b>	<b>5</b>
<b>ADD:4</b>						
<b>WARREN</b>						
Christian Health Center, Bowling Green	0	0	5	12	0	17
<b>WARREN County Total:</b>	<b>0</b>	<b>0</b>	<b>5</b>	<b>12</b>	<b>0</b>	<b>17</b>
<b>ADD: 4 Total</b>	<b>0</b>	<b>0</b>	<b>5</b>	<b>12</b>	<b>0</b>	<b>17</b>
<b>ADD:5</b>						
<b>MARION</b>						
The Village of Lebanon II	0	0	0	2	0	2
<b>MARION County Total:</b>	<b>0</b>	<b>0</b>	<b>0</b>	<b>2</b>	<b>0</b>	<b>2</b>
<b>NELSON</b>						
Windsor Gardens CCRC	0	0	0	0	0	0
<b>NELSON County Total:</b>	<b>0</b>	<b>0</b>	<b>0</b>	<b>0</b>	<b>0</b>	<b>0</b>
<b>ADD: 5 Total</b>	<b>0</b>	<b>0</b>	<b>0</b>	<b>2</b>	<b>0</b>	<b>2</b>
<b>ADD:6</b>						
<b>JEFFERSON</b>						
Christian Health Center of Louisville	0	0	0	0	0	0
Episcopal Church Home	0	0	4	10	0	14
Louisville Protestant Altenheim	0	0	0	4	0	4
Nazareth Home Clifton	0	0	0	0	0	0
The Forum at Brookside	1	1	7	6	0	15
<b>JEFFERSON County Total:</b>	<b>1</b>	<b>1</b>	<b>11</b>	<b>20</b>	<b>0</b>	<b>33</b>
<b>ADD: 6 Total</b>	<b>1</b>	<b>1</b>	<b>11</b>	<b>20</b>	<b>0</b>	<b>33</b>

**2019 ANNUAL KENTUCKY LONG TERM CARE UTILIZATION AND SERVICE REPORT**

**Table 17 - Facility Resident Age Distribution - Nursing Home (CCRC) Beds**

<b>ADD / Facility</b>	<b>Under 65</b>	<b>65-74</b>	<b>75-84</b>	<b>Over 85</b>	<b>Unknown</b>	<b>Total</b>
<b>ADD:7</b>						
<b>KENTON</b>						
Madonna Manor	0	0	0	1	0	1
<b>KENTON County Total:</b>	<b>0</b>	<b>0</b>	<b>0</b>	<b>1</b>	<b>0</b>	<b>1</b>
<b>ADD: 7 Total</b>	<b>0</b>	<b>0</b>	<b>0</b>	<b>1</b>	<b>0</b>	<b>1</b>
<b>ADD:10</b>						
<b>GREENUP</b>						
Trinity Station Retirement Community	0	1	5	9	0	15
<b>GREENUP County Total:</b>	<b>0</b>	<b>1</b>	<b>5</b>	<b>9</b>	<b>0</b>	<b>15</b>
<b>ADD: 10 Total</b>	<b>0</b>	<b>1</b>	<b>5</b>	<b>9</b>	<b>0</b>	<b>15</b>
<b>ADD:13</b>						
<b>KNOX</b>						
Christian Health Center - Corbin	0	0	1	0	0	1
<b>KNOX County Total:</b>	<b>0</b>	<b>0</b>	<b>1</b>	<b>0</b>	<b>0</b>	<b>1</b>
<b>LAUREL</b>						
Laurel Heights Home for the Elderly	1	5	2	9	0	17
<b>LAUREL County Total:</b>	<b>1</b>	<b>5</b>	<b>2</b>	<b>9</b>	<b>0</b>	<b>17</b>
<b>ADD: 13 Total</b>	<b>1</b>	<b>5</b>	<b>3</b>	<b>9</b>	<b>0</b>	<b>18</b>
<b>ADD:14</b>						
<b>PULASKI</b>						
The Neighborhood Nursing Facility	0	2	4	6	0	12
<b>PULASKI County Total:</b>	<b>0</b>	<b>2</b>	<b>4</b>	<b>6</b>	<b>0</b>	<b>12</b>
<b>ADD: 14 Total</b>	<b>0</b>	<b>2</b>	<b>4</b>	<b>6</b>	<b>0</b>	<b>12</b>
<b>ADD:15</b>						
<b>FAYETTE</b>						
Sayre Christian Village Nursing Home	0	1	4	4	0	9
The Willows at Hamburg	0	0	2	8	0	10
<b>FAYETTE County Total:</b>	<b>0</b>	<b>1</b>	<b>6</b>	<b>12</b>	<b>0</b>	<b>19</b>
<b>HARRISON</b>						
Cedar Ridge Health Campus	0	0	2	3	0	5
<b>HARRISON County Total:</b>	<b>0</b>	<b>0</b>	<b>2</b>	<b>3</b>	<b>0</b>	<b>5</b>
<b>JESSAMINE</b>						
Wesley Village	0	0	2	24	0	26
<b>JESSAMINE County Total:</b>	<b>0</b>	<b>0</b>	<b>2</b>	<b>24</b>	<b>0</b>	<b>26</b>

**2019 ANNUAL KENTUCKY LONG TERM CARE UTILIZATION AND SERVICE REPORT**

**Table 17 - Facility Resident Age Distribution - Nursing Home (CCRC) Beds**

<b>ADD / Facility</b>	<b>Under 65</b>	<b>65-74</b>	<b>75-84</b>	<b>Over 85</b>	<b>Unknown</b>	<b>Total</b>
MADISON						
Telford Terrace	0	0	0	1	0	1
<b>MADISON County Total:</b>	<b>0</b>	<b>0</b>	<b>0</b>	<b>1</b>	<b>0</b>	<b>1</b>
WOODFORD						
The Homeplace At Midway	0	0	1	0	0	1
<b>WOODFORD County Total:</b>	<b>0</b>	<b>0</b>	<b>1</b>	<b>0</b>	<b>0</b>	<b>1</b>
<b>ADD: 15 Total</b>	<b>0</b>	<b>1</b>	<b>11</b>	<b>40</b>	<b>0</b>	<b>52</b>
<b>Statewide Total</b>	<b>2</b>	<b>10</b>	<b>41</b>	<b>104</b>	<b>0</b>	<b>157</b>

**2019 ANNUAL KENTUCKY LONG TERM CARE UTILIZATION AND SERVICE REPORT**

**Table 18 - Facility Resident Age Distribution - Nursing Home (Non-CCRC) Beds**

<b>ADD / Facility</b>	<b>Under 65</b>	<b>65-74</b>	<b>75-84</b>	<b>Over 85</b>	<b>Unknown</b>	<b>Total</b>
<b>ADD:3</b>						
<b>DAVISS</b>						
Hermitage Care and Rehabilitation Center	2	3	0	13	0	18
<b>DAVISS County Total:</b>	<b>2</b>	<b>3</b>	<b>0</b>	<b>13</b>	<b>0</b>	<b>18</b>
<b>WEBSTER</b>						
Shemwell Nursing Home	1	0	3	14	0	18
<b>WEBSTER County Total:</b>	<b>1</b>	<b>0</b>	<b>3</b>	<b>14</b>	<b>0</b>	<b>18</b>
<b>ADD: 3 Total</b>	<b>3</b>	<b>3</b>	<b>3</b>	<b>27</b>	<b>0</b>	<b>36</b>
<b>ADD:4</b>						
<b>WARREN</b>						
Christian Health Center, Bowling Green	0	0	0	0	0	0
<b>WARREN County Total:</b>	<b>0</b>	<b>0</b>	<b>0</b>	<b>0</b>	<b>0</b>	<b>0</b>
<b>ADD: 4 Total</b>	<b>0</b>	<b>0</b>	<b>0</b>	<b>0</b>	<b>0</b>	<b>0</b>
<b>ADD:5</b>						
<b>MARION</b>						
The Village of Lebanon II	0	2	7	9	0	18
<b>MARION County Total:</b>	<b>0</b>	<b>2</b>	<b>7</b>	<b>9</b>	<b>0</b>	<b>18</b>
<b>ADD: 5 Total</b>	<b>0</b>	<b>2</b>	<b>7</b>	<b>9</b>	<b>0</b>	<b>18</b>
<b>ADD:7</b>						
<b>KENTON</b>						
Madonna Manor	0	0	0	0	0	0
<b>KENTON County Total:</b>	<b>0</b>	<b>0</b>	<b>0</b>	<b>0</b>	<b>0</b>	<b>0</b>
<b>ADD: 7 Total</b>	<b>0</b>	<b>0</b>	<b>0</b>	<b>0</b>	<b>0</b>	<b>0</b>
<b>ADD:15</b>						
<b>BOURBON</b>						
Bourbon Heights	1	1	8	18	0	28
<b>BOURBON County Total:</b>	<b>1</b>	<b>1</b>	<b>8</b>	<b>18</b>	<b>0</b>	<b>28</b>
<b>FAYETTE</b>						
Mayfair Manor	0	0	0	0	0	0
The Willows at Hamburg	0	0	0	2	0	2
<b>FAYETTE County Total:</b>	<b>0</b>	<b>0</b>	<b>0</b>	<b>2</b>	<b>0</b>	<b>2</b>
<b>MERCER</b>						
The Willows at Harrodsburg	0	1	4	4	0	9
<b>MERCER County Total:</b>	<b>0</b>	<b>1</b>	<b>4</b>	<b>4</b>	<b>0</b>	<b>9</b>
<b>WOODFORD</b>						
Taylor Manor Nursing Home	1	1	7	16	0	25

**2019 ANNUAL KENTUCKY LONG TERM CARE UTILIZATION AND SERVICE REPORT**

**Table 18 - Facility Resident Age Distribution - Nursing Home (Non-CCRC) Beds**

<b>ADD / Facility</b>	<b>Under 65</b>	<b>65-74</b>	<b>75-84</b>	<b>Over 85</b>	<b>Unknown</b>	<b>Total</b>
The Homeplace At Midway	0	0	0	0	0	0
<b>WOODFORD County Total:</b>	<b>1</b>	<b>1</b>	<b>7</b>	<b>16</b>	<b>0</b>	<b>25</b>
<b>ADD: 15 Total</b>	<b>2</b>	<b>3</b>	<b>19</b>	<b>40</b>	<b>0</b>	<b>64</b>
<b>Statewide Total</b>	<b>5</b>	<b>8</b>	<b>29</b>	<b>76</b>	<b>0</b>	<b>118</b>



**2019 ANNUAL KENTUCKY LONG TERM CARE UTILIZATION AND SERVICE REPORT**

**Table 19 - Facility Resident Age Distribution - Intermediate Care Beds**

<b>ADD / Facility</b>	<b>Under 65</b>	<b>65-74</b>	<b>75-84</b>	<b>Over 85</b>	<b>Unknown</b>	<b>Total</b>
<b>ADD:3</b>						
<b>WEBSTER</b>						
Shemwell Nursing Home	0	0	0	2	0	2
<b>WEBSTER County Total:</b>	<b>0</b>	<b>0</b>	<b>0</b>	<b>2</b>	<b>0</b>	<b>2</b>
<b>ADD: 3 Total</b>	<b>0</b>	<b>0</b>	<b>0</b>	<b>2</b>	<b>0</b>	<b>2</b>
<b>ADD:4</b>						
<b>WARREN</b>						
Christian Health Center, Bowling Green	0	0	1	0	0	1
<b>WARREN County Total:</b>	<b>0</b>	<b>0</b>	<b>1</b>	<b>0</b>	<b>0</b>	<b>1</b>
<b>ADD: 4 Total</b>	<b>0</b>	<b>0</b>	<b>1</b>	<b>0</b>	<b>0</b>	<b>1</b>
<b>ADD:6</b>						
<b>JEFFERSON</b>						
Eastern Star Home in KY	1	1	7	7	0	16
Louisville Protestant Altenheim	0	1	2	10	0	13
The Forum at Brookside	0	0	0	1	0	1
<b>JEFFERSON County Total:</b>	<b>1</b>	<b>2</b>	<b>9</b>	<b>18</b>	<b>0</b>	<b>30</b>
<b>ADD: 6 Total</b>	<b>1</b>	<b>2</b>	<b>9</b>	<b>18</b>	<b>0</b>	<b>30</b>
<b>ADD:15</b>						
<b>HARRISON</b>						
Cedar Ridge Health Campus	0	0	0	2	0	2
<b>HARRISON County Total:</b>	<b>0</b>	<b>0</b>	<b>0</b>	<b>2</b>	<b>0</b>	<b>2</b>
<b>JESSAMINE</b>						
Wesley Village	0	0	0	1	0	1
<b>JESSAMINE County Total:</b>	<b>0</b>	<b>0</b>	<b>0</b>	<b>1</b>	<b>0</b>	<b>1</b>
<b>MADISON</b>						
Telford Terrace	0	0	1	0	0	1
<b>MADISON County Total:</b>	<b>0</b>	<b>0</b>	<b>1</b>	<b>0</b>	<b>0</b>	<b>1</b>
<b>WOODFORD</b>						
Taylor Manor Nursing Home	0	1	3	6	0	10
<b>WOODFORD County Total:</b>	<b>0</b>	<b>1</b>	<b>3</b>	<b>6</b>	<b>0</b>	<b>10</b>
<b>ADD: 15 Total</b>	<b>0</b>	<b>1</b>	<b>4</b>	<b>9</b>	<b>0</b>	<b>14</b>
<b>Statewide Total</b>	<b>1</b>	<b>3</b>	<b>14</b>	<b>29</b>	<b>0</b>	<b>47</b>

**2019 ANNUAL KENTUCKY LONG TERM CARE UTILIZATION AND SERVICE REPORT**

**Table 20 - Facility Resident Age Distribution - Alzheimer Facility Beds**

<b>ADD / Facility</b>	<b>Under 65</b>	<b>65-74</b>	<b>75-84</b>	<b>Over 85</b>	<b>Unknown</b>	<b>Total</b>
<b>ADD:3</b>						
<b>DAVIESS</b>						
Wellington Parc of Owensboro	0	4	14	36	0	54
<b>DAVIESS County Total:</b>	<b>0</b>	<b>4</b>	<b>14</b>	<b>36</b>	<b>0</b>	<b>54</b>
<b>ADD: 3 Total</b>	<b>0</b>	<b>4</b>	<b>14</b>	<b>36</b>	<b>0</b>	<b>54</b>
<b>ADD:4</b>						
<b>WARREN</b>						
Magnolia Village Care	3	9	20	26	0	58
<b>WARREN County Total:</b>	<b>3</b>	<b>9</b>	<b>20</b>	<b>26</b>	<b>0</b>	<b>58</b>
<b>ADD: 4 Total</b>	<b>3</b>	<b>9</b>	<b>20</b>	<b>26</b>	<b>0</b>	<b>58</b>
<b>Statewide Total</b>	<b>3</b>	<b>13</b>	<b>34</b>	<b>62</b>	<b>0</b>	<b>112</b>

## 2019 ANNUAL KENTUCKY LONG TERM CARE UTILIZATION AND SERVICE REPORT

### Table 21 - Facility Resident Age Distribution - ICF/IID Beds

ADD / Facility	Under 65	65-74	75-84	Over 85	Unknown	Total
<b>ADD:2</b>						
<b>CHRISTIAN</b>						
Outwood ICF/IID	26	4	1	0	0	31
<b>CHRISTIAN County Total:</b>	<b>26</b>	<b>4</b>	<b>1</b>	<b>0</b>	<b>0</b>	<b>31</b>
<b>ADD: 2 Total</b>	<b>26</b>	<b>4</b>	<b>1</b>	<b>0</b>	<b>0</b>	<b>31</b>
<b>ADD:3</b>						
<b>DAVIESS</b>						
Wendell Foster's Campus for Developmental	58	4	1	0	0	63
<b>DAVIESS County Total:</b>	<b>58</b>	<b>4</b>	<b>1</b>	<b>0</b>	<b>0</b>	<b>63</b>
<b>ADD: 3 Total</b>	<b>58</b>	<b>4</b>	<b>1</b>	<b>0</b>	<b>0</b>	<b>63</b>
<b>ADD:6</b>						
<b>BULLITT</b>						
Meadows ICF/IID	6	1	0	0	0	7
<b>BULLITT County Total:</b>	<b>6</b>	<b>1</b>	<b>0</b>	<b>0</b>	<b>0</b>	<b>7</b>
<b>HENRY</b>						
Cedar Lake Lodge Park Place I	5	2	1	0	0	8
Cedar Lake Lodge Park Place II	6	1	1	0	0	8
<b>HENRY County Total:</b>	<b>11</b>	<b>3</b>	<b>2</b>	<b>0</b>	<b>0</b>	<b>16</b>
<b>JEFFERSON</b>						
Bingham Gardens	21	2	0	0	0	23
Del Maria ICF/IID	7	0	1	0	0	8
Hazelwood Center	54	10	2	0	0	66
<b>JEFFERSON County Total:</b>	<b>82</b>	<b>12</b>	<b>3</b>	<b>0</b>	<b>0</b>	<b>97</b>
<b>OLDHAM</b>						
Cedar Lake Lodge	56	5	2	0	0	63
Cedar Lake Lodge Sycamore Run I	4	0	0	0	0	4
Cedar Lake Lodge Sycamore Run II	4	0	0	0	0	4
Windsong ICF/IID	5	1	0	0	0	6
<b>OLDHAM County Total:</b>	<b>69</b>	<b>6</b>	<b>2</b>	<b>0</b>	<b>0</b>	<b>77</b>
<b>ADD: 6 Total</b>	<b>168</b>	<b>22</b>	<b>7</b>	<b>0</b>	<b>0</b>	<b>197</b>
<b>ADD:14</b>						
<b>PULASKI</b>						
Oakwood ICF/IID Unit 1	35	7	3	0	0	45
Oakwood ICF/IID Unit 2	39	0	0	0	0	39
Oakwood ICF/IID Unit 3	8	3	0	0	0	11

**2019 ANNUAL KENTUCKY LONG TERM CARE UTILIZATION AND SERVICE REPORT**

**Table 21 - Facility Resident Age Distribution - ICF/IID Beds**

<b>ADD / Facility</b>	<b>Under 65</b>	<b>65-74</b>	<b>75-84</b>	<b>Over 85</b>	<b>Unknown</b>	<b>Total</b>
Oakwood ICF/IID Unit 4	12	0	0	0	0	12
<b>PULASKI County Total:</b>	<b>94</b>	<b>10</b>	<b>3</b>	<b>0</b>	<b>0</b>	<b>107</b>
<b>ADD: 14 Total</b>	<b>94</b>	<b>10</b>	<b>3</b>	<b>0</b>	<b>0</b>	<b>107</b>
<b>Statewide Total</b>	<b>346</b>	<b>40</b>	<b>12</b>	<b>0</b>	<b>0</b>	<b>398</b>

# *Kentucky Annual Long-Term Care Services Report*



## *Section IV Death Census by Age*

**2019 ANNUAL KENTUCKY LONG TERM CARE UTILIZATION AND SERVICE REPORT**

**Table 22 - Facility Resident Death Distribution - Nursing Facility Beds**

<b>ADD / Facility</b>	<b>Under 65</b>	<b>65-74</b>	<b>75-84</b>	<b>Over 85</b>	<b>Unknown</b>	<b>Total</b>
<b>ADD:1</b>						
<b>BALLARD</b>						
Life Care Center of LaCenter	0	2	4	15	0	21
<b>BALLARD County Total:</b>	<b>0</b>	<b>2</b>	<b>4</b>	<b>15</b>	<b>0</b>	<b>21</b>
<b>CALLOWAY</b>						
Spring Creek Health Care	1	5	15	31	0	52
<b>CALLOWAY County Total:</b>	<b>1</b>	<b>5</b>	<b>15</b>	<b>31</b>	<b>0</b>	<b>52</b>
<b>CARLISLE</b>						
Countryside Center	1	1	6	10	0	18
<b>CARLISLE County Total:</b>	<b>1</b>	<b>1</b>	<b>6</b>	<b>10</b>	<b>0</b>	<b>18</b>
<b>FULTON</b>						
Fulton Nursing and Rehab	1	1	7	7	0	16
<b>FULTON County Total:</b>	<b>1</b>	<b>1</b>	<b>7</b>	<b>7</b>	<b>0</b>	<b>16</b>
<b>GRAVES</b>						
Concordia Healthcare Center-Heritage Manor	1	1	7	4	0	13
Green Acres Health Care	0	2	6	17	0	25
Mills Health and Rehab Center	1	1	6	15	0	23
<b>GRAVES County Total:</b>	<b>2</b>	<b>4</b>	<b>19</b>	<b>36</b>	<b>0</b>	<b>61</b>
<b>HICKMAN</b>						
Clinton Hickman County Nursing Facility	1	1	4	12	0	18
Clinton Place	2	4	9	5	0	20
<b>HICKMAN County Total:</b>	<b>3</b>	<b>5</b>	<b>13</b>	<b>17</b>	<b>0</b>	<b>38</b>
<b>MARSHALL</b>						
Calvert City Convalescent Center	1	1	14	26	0	42
Lake Way Nursing and Rehabilitation Center	5	4	9	10	0	28
Oakview Nursing and Rehabilitation Center	3	7	9	11	0	30
<b>MARSHALL County Total:</b>	<b>9</b>	<b>12</b>	<b>32</b>	<b>47</b>	<b>0</b>	<b>100</b>
<b>MCCRACKEN</b>						
Baptist Health Paducah	0	0	0	0	0	0
Parkview Nursing and Rehabilitation Center (Paducah)	2	3	14	36	0	55
River Haven Nursing and Rehab	2	3	2	1	0	8
Stonecreek Health and Rehab	7	5	5	8	0	25

**2019 ANNUAL KENTUCKY LONG TERM CARE UTILIZATION AND SERVICE REPORT**

**Table 22 - Facility Resident Death Distribution - Nursing Facility Beds**

<b>ADD / Facility</b>	<b>Under 65</b>	<b>65-74</b>	<b>75-84</b>	<b>Over 85</b>	<b>Unknown</b>	<b>Total</b>
Superior Care Home	0	0	2	18	0	20
<b>MCCRACKEN County Total:</b>	<b>11</b>	<b>11</b>	<b>23</b>	<b>63</b>	<b>0</b>	<b>108</b>
<b>ADD: 1 Total</b>	<b>28</b>	<b>41</b>	<b>119</b>	<b>226</b>	<b>0</b>	<b>414</b>
<b>ADD:2</b>						
<b>CALDWELL</b>						
Princeton Health and Rehab Center	3	4	5	8	0	20
<b>CALDWELL County Total:</b>	<b>3</b>	<b>4</b>	<b>5</b>	<b>8</b>	<b>0</b>	<b>20</b>
<b>CHRISTIAN</b>						
Bradford Heights Health & Rehab Center	0	0	8	8	0	16
Christian Health Center, Hopkinsville	0	5	12	25	0	42
Christian Heights Nursing and Rehabilitation Center	0	1	3	2	0	6
Covington Convalescent Center	0	1	7	15	0	23
Western State Nursing Facility	0	1	2	6	0	9
<b>CHRISTIAN County Total:</b>	<b>0</b>	<b>8</b>	<b>32</b>	<b>56</b>	<b>0</b>	<b>96</b>
<b>CRITTENDEN</b>						
Crittenden County Health and Rehabilitation Center	0	5	11	12	0	28
<b>CRITTENDEN County Total:</b>	<b>0</b>	<b>5</b>	<b>11</b>	<b>12</b>	<b>0</b>	<b>28</b>
<b>HOPKINS</b>						
Baptist Health Madisonville	0	0	0	0	0	0
Brighton Cornerstone Health Care	1	4	3	2	0	10
Dawson Springs Health And Rehab Ctr	0	3	1	5	0	9
Hillside Center	4	6	4	6	0	20
Joseph Eddie Ballard Western Kentucky Veterans Ctr	0	1	6	22	0	29
Madisonville Health and Rehabilitation	3	4	15	15	0	37
Ridgewood Terrace Nursing Home	1	4	12	20	0	37
Tradewater Pointe	0	2	3	7	0	12
<b>HOPKINS County Total:</b>	<b>9</b>	<b>24</b>	<b>44</b>	<b>77</b>	<b>0</b>	<b>154</b>
<b>LIVINGSTON</b>						
Salem Springlake Health and Rehabilitation Center	2	1	3	13	0	19
<b>LIVINGSTON County Total:</b>	<b>2</b>	<b>1</b>	<b>3</b>	<b>13</b>	<b>0</b>	<b>19</b>

## 2019 ANNUAL KENTUCKY LONG TERM CARE UTILIZATION AND SERVICE REPORT

### Table 22 - Facility Resident Death Distribution - Nursing Facility Beds

ADD / Facility	Under 65	65-74	75-84	Over 85	Unknown	Total
<b>LYON</b>						
Christian Care Center of Kuttawa	2	6	6	12	0	26
River's Bend Retirement Community	0	0	5	14	0	19
<b>LYON County Total:</b>	<b>2</b>	<b>6</b>	<b>11</b>	<b>26</b>	<b>0</b>	<b>45</b>
<b>MUHLENBERG</b>						
Concordia Nusing and Rehabilitation-Maple	0	2	3	2	0	7
Diversicare of Greenville	1	1	1	2	0	5
Owensboro Health Muhlenberg Community Hospital Long Term Care	1	4	4	15	0	24
<b>MUHLENBERG County Total:</b>	<b>2</b>	<b>7</b>	<b>8</b>	<b>19</b>	<b>0</b>	<b>36</b>
<b>TODD</b>						
Hearthstone Place	1	2	1	12	0	16
<b>TODD County Total:</b>	<b>1</b>	<b>2</b>	<b>1</b>	<b>12</b>	<b>0</b>	<b>16</b>
<b>TRIGG</b>						
Shady Lawn Nursing and Rehabilitation Center	0	6	5	6	0	17
<b>TRIGG County Total:</b>	<b>0</b>	<b>6</b>	<b>5</b>	<b>6</b>	<b>0</b>	<b>17</b>
<b>ADD: 2 Total</b>	<b>19</b>	<b>63</b>	<b>120</b>	<b>229</b>	<b>0</b>	<b>431</b>
<b>ADD:3</b>						
<b>DAVIESS</b>						
Carmel Home	0	0	2	12	0	14
Hermitage Care and Rehabilitation Center	2	2	11	20	0	35
Owensboro Center	1	12	13	12	0	38
Signature Healthcare at Hillcrest	1	5	18	29	0	53
The Transitional Care Center of Owensboro	0	1	0	3	0	4
Twin Rivers Nursing and Rehab Center	8	7	9	10	0	34
Wellington Parc of Owensboro	0	0	3	4	0	7
<b>DAVIESS County Total:</b>	<b>12</b>	<b>27</b>	<b>56</b>	<b>90</b>	<b>0</b>	<b>185</b>
<b>HANCOCK</b>						
Heartland Villa Care and Rehabilitation Center Com	2	0	7	14	0	23
<b>HANCOCK County Total:</b>	<b>2</b>	<b>0</b>	<b>7</b>	<b>14</b>	<b>0</b>	<b>23</b>
<b>HENDERSON</b>						
Henderson Nursing and Rehabilitation Center	3	7	6	5	0	21



**2019 ANNUAL KENTUCKY LONG TERM CARE UTILIZATION AND SERVICE REPORT**

**Table 22 - Facility Resident Death Distribution - Nursing Facility Beds**

<b>ADD / Facility</b>	<b>Under 65</b>	<b>65-74</b>	<b>75-84</b>	<b>Over 85</b>	<b>Unknown</b>	<b>Total</b>
Redbanks	1	6	18	32	0	57
<b>HENDERSON County Total:</b>	<b>4</b>	<b>13</b>	<b>24</b>	<b>37</b>	<b>0</b>	<b>78</b>
<b>MCLEAN</b>						
Riverside Care & Rehab Ctr	1	1	6	11	0	19
<b>MCLEAN County Total:</b>	<b>1</b>	<b>1</b>	<b>6</b>	<b>11</b>	<b>0</b>	<b>19</b>
<b>OHIO</b>						
Beaver Dam Nursing and Rehab Center	0	2	4	9	0	15
Fordsville Nursing and Rehabilitation Center	1	1	8	2	0	12
Signature Healthcare of Hartford Rehab and Wellnes	2	2	10	18	0	32
<b>OHIO County Total:</b>	<b>3</b>	<b>5</b>	<b>22</b>	<b>29</b>	<b>0</b>	<b>59</b>
<b>UNION</b>						
Breckinridge Place	0	0	0	1	0	1
Morganfield Nursing and Rehabilitation Center	2	0	10	6	0	18
<b>UNION County Total:</b>	<b>2</b>	<b>0</b>	<b>10</b>	<b>7</b>	<b>0</b>	<b>19</b>
<b>WEBSTER</b>						
Redbanks Colonial Terrace	2	3	6	13	0	24
<b>WEBSTER County Total:</b>	<b>2</b>	<b>3</b>	<b>6</b>	<b>13</b>	<b>0</b>	<b>24</b>
<b>ADD: 3 Total</b>	<b>26</b>	<b>49</b>	<b>131</b>	<b>201</b>	<b>0</b>	<b>407</b>
<b>ADD:4</b>						
<b>ALLEN</b>						
Cal Turner Rehab and Specialty Care	4	8	13	20	0	45
<b>ALLEN County Total:</b>	<b>4</b>	<b>8</b>	<b>13</b>	<b>20</b>	<b>0</b>	<b>45</b>
<b>BARREN</b>						
Barren County Nursing and Rehab	0	4	9	20	0	33
Glasgow State Nursing Facility	2	4	6	4	0	16
Glenview Health Care Facility	1	2	4	10	0	17
NHC HealthCare, Glasgow	5	11	17	38	0	71
Signature Healthcare of Glasgow	1	3	8	8	0	20
T J Samson Community Hospital Skilled Nursing Unit	0	0	0	0	0	0
<b>BARREN County Total:</b>	<b>9</b>	<b>24</b>	<b>44</b>	<b>80</b>	<b>0</b>	<b>157</b>

## 2019 ANNUAL KENTUCKY LONG TERM CARE UTILIZATION AND SERVICE REPORT

### Table 22 - Facility Resident Death Distribution - Nursing Facility Beds

ADD / Facility	Under 65	65-74	75-84	Over 85	Unknown	Total
<b>BUTLER</b>						
Morgantown Care and Rehabilitation Center	2	4	12	24	0	42
<b>BUTLER County Total:</b>	<b>2</b>	<b>4</b>	<b>12</b>	<b>24</b>	<b>0</b>	<b>42</b>
<b>EDMONSON</b>						
Edmonson Center	0	3	7	13	0	23
<b>EDMONSON County Total:</b>	<b>0</b>	<b>3</b>	<b>7</b>	<b>13</b>	<b>0</b>	<b>23</b>
<b>HART</b>						
Signature Healthcare of Hart County	2	0	12	22	0	36
<b>HART County Total:</b>	<b>2</b>	<b>0</b>	<b>12</b>	<b>22</b>	<b>0</b>	<b>36</b>
<b>LOGAN</b>						
Auburn Health Care	1	0	0	7	0	8
Creekwood Place Nursing and Rehab Center	2	3	8	15	0	28
<b>LOGAN County Total:</b>	<b>3</b>	<b>3</b>	<b>8</b>	<b>22</b>	<b>0</b>	<b>36</b>
<b>METCALFE</b>						
Metcalfe Health Care Center	0	2	5	10	0	17
<b>METCALFE County Total:</b>	<b>0</b>	<b>2</b>	<b>5</b>	<b>10</b>	<b>0</b>	<b>17</b>
<b>MONROE</b>						
Signature HealthCare of Monroe County Rehab	2	4	8	7	0	21
<b>MONROE County Total:</b>	<b>2</b>	<b>4</b>	<b>8</b>	<b>7</b>	<b>0</b>	<b>21</b>
<b>SIMPSON</b>						
Franklin-Simpson Nursing and Rehabilitation	5	3	10	6	0	24
<b>SIMPSON County Total:</b>	<b>5</b>	<b>3</b>	<b>10</b>	<b>6</b>	<b>0</b>	<b>24</b>
<b>WARREN</b>						
Bowling Green Nursing and Rehabilitation	2	4	2	4	0	12
Christian Health Center, Bowling Green	0	0	1	7	0	8
Colonial Center	1	0	2	2	0	5
Greenwood Nursing and Rehabilitation	4	10	15	29	0	58
Hopkins Center	0	3	12	5	0	20
Signature Healthcare Bowling Green	0	5	11	17	0	33
<b>WARREN County Total:</b>	<b>7</b>	<b>22</b>	<b>43</b>	<b>64</b>	<b>0</b>	<b>136</b>
<b>ADD: 4 Total</b>	<b>34</b>	<b>73</b>	<b>162</b>	<b>268</b>	<b>0</b>	<b>537</b>

**2019 ANNUAL KENTUCKY LONG TERM CARE UTILIZATION AND SERVICE REPORT**

**Table 22 - Facility Resident Death Distribution - Nursing Facility Beds**

<b>ADD / Facility</b>	<b>Under 65</b>	<b>65-74</b>	<b>75-84</b>	<b>Over 85</b>	<b>Unknown</b>	<b>Total</b>
<b>ADD:5</b>						
<b>BRECKINRIDGE</b>						
Breckinridge Memorial Nursing Facility	0	1	0	4	0	5
Hardinsburg Nursing and Rehabilitation	0	4	8	5	0	17
<b>BRECKINRIDGE County Total:</b>	<b>0</b>	<b>5</b>	<b>8</b>	<b>9</b>	<b>0</b>	<b>22</b>
<b>GRAYSON</b>						
Grayson Manor	0	2	10	12	0	24
Spring View Health and Rehab Center	1	1	2	8	0	12
<b>GRAYSON County Total:</b>	<b>1</b>	<b>3</b>	<b>12</b>	<b>20</b>	<b>0</b>	<b>36</b>
<b>HARDIN</b>						
Elizabethtown Nursing and Rehab	1	6	9	12	0	28
Helmwood Healthcare Center	2	1	6	22	0	31
Kensington Center	1	5	6	12	0	24
Nursing Facility of Hardin Memorial Hospital	0	0	0	0	0	0
Radcliff Veterans Center	0	1	5	20	0	26
Signature Healthcare at North Hardin Rehab	4	2	18	19	0	43
Signature Healthcare of Elizabethtown	1	5	10	13	0	29
<b>HARDIN County Total:</b>	<b>9</b>	<b>20</b>	<b>54</b>	<b>98</b>	<b>0</b>	<b>181</b>
<b>LARUE</b>						
Sunrise Manor Nursing Home	4	3	25	32	0	64
<b>LARUE County Total:</b>	<b>4</b>	<b>3</b>	<b>25</b>	<b>32</b>	<b>0</b>	<b>64</b>
<b>MARION</b>						
Cedars Of Lebanon Nursing Center	0	1	1	10	0	12
Loretto Motherhouse Infirmary	0	2	1	7	0	10
Village of Lebanon II	0	0	1	4	0	5
<b>MARION County Total:</b>	<b>0</b>	<b>3</b>	<b>3</b>	<b>21</b>	<b>0</b>	<b>27</b>
<b>MEADE</b>						
Brandenburg Nursing and Rehabilitation	4	3	5	17	0	29
<b>MEADE County Total:</b>	<b>4</b>	<b>3</b>	<b>5</b>	<b>17</b>	<b>0</b>	<b>29</b>
<b>NELSON</b>						
Flaget Memorial Hospital NF	0	2	1	0	0	3
Landmark of Bardstown Rehab and Nursing	1	2	7	15	0	25

## 2019 ANNUAL KENTUCKY LONG TERM CARE UTILIZATION AND SERVICE REPORT

### Table 22 - Facility Resident Death Distribution - Nursing Facility Beds

ADD / Facility	Under 65	65-74	75-84	Over 85	Unknown	Total
Signature Healthcare At Colonial Rehab	3	14	9	12	0	38
<b>NELSON County Total:</b>	<b>4</b>	<b>18</b>	<b>17</b>	<b>27</b>	<b>0</b>	<b>66</b>
<b>WASHINGTON</b>						
Sansbury Care Center	0	0	3	9	0	12
Springfield Nursing and Rehabilitation Center	0	1	2	3	0	6
<b>WASHINGTON County Total:</b>	<b>0</b>	<b>1</b>	<b>5</b>	<b>12</b>	<b>0</b>	<b>18</b>
<b>ADD: 5 Total</b>	<b>22</b>	<b>56</b>	<b>129</b>	<b>236</b>	<b>0</b>	<b>443</b>
<b>ADD:6</b>						
<b>BULLITT</b>						
Bedrock HC at Green Meadows	0	5	12	20	0	37
<b>BULLITT County Total:</b>	<b>0</b>	<b>5</b>	<b>12</b>	<b>20</b>	<b>0</b>	<b>37</b>
<b>HENRY</b>						
New Castle Nursing and Rehab	1	0	3	12	0	16
<b>HENRY County Total:</b>	<b>1</b>	<b>0</b>	<b>3</b>	<b>12</b>	<b>0</b>	<b>16</b>
<b>JEFFERSON</b>						
Cherokee Park Rehabilitation	1	3	1	5	0	10
Christian Health Center of Louisville	0	4	12	9	0	25
Clifton Oaks Care Center	0	6	1	2	0	9
Diversicare of Seneca Place	1	3	5	4	0	13
Episcopal Church Home	4	11	38	103	0	156
Essex Nursing and Rehabilitation Center	2	3	18	25	0	48
Forest Springs Health Campus	0	0	4	12	0	16
Franciscan Health Care Center	0	2	8	28	0	38
Glen Ridge Health Campus	0	0	3	15	0	18
Highlands Nursing and Rehabilitation Center	0	6	18	0	0	24
Hillcreek Rehabilitation and Care	2	8	9	1	0	20
Home of the Innocents	2	0	0	0	0	2
Jeffersontown Rehabilitation	2	4	4	13	0	23
Kindred Hospital - Louisville	2	7	4	1	0	14
Klondike Center	2	4	4	0	0	10
Landmark of Iroquois Park and Nursing Center	5	4	8	17	0	34
Landmark of Louisville Rehab and Nursing	7	7	11	12	0	37

**2019 ANNUAL KENTUCKY LONG TERM CARE UTILIZATION AND SERVICE REPORT**

**Table 22 - Facility Resident Death Distribution - Nursing Facility Beds**

<b>ADD / Facility</b>	<b>Under 65</b>	<b>65-74</b>	<b>75-84</b>	<b>Over 85</b>	<b>Unknown</b>	<b>Total</b>
Landmark of River City Rehabilitation and Nursing	3	5	7	6	0	21
Little Sisters of the Poor	0	0	0	10	0	10
Lyndon Woods Care & Rehabilitation	2	5	7	4	0	18
Masonic Home of Louisville	4	9	11	40	0	64
Nazareth Home	0	7	34	71	0	112
Nazareth Home Clifton	0	3	12	42	0	57
Park Terrace Health Campus	0	3	8	15	0	26
Providence Louisville East Post Acute	2	7	11	31	0	51
Regency Rehabilitation and Nursing Center	4	4	2	7	0	17
Regis Woods Care and Rehabilitation Center	3	13	7	0	0	23
Rivers Edge Nursing and Rehabilitation Center	0	2	3	7	0	12
Signature Health Care of East Louisville	7	10	10	8	0	35
Signature Health Care of South Louisville	2	4	24	19	0	49
Signature Healthcare At Jefferson Manor Rehab	2	5	13	16	0	36
Signature Healthcare at Jefferson Place Rehab	0	3	9	18	0	30
Signature Healthcare At Rockford Rehab	1	4	11	9	0	25
Signature Healthcare at St's Mary & Elizabeth Hosp	0	4	0	2	0	6
Signature Healthcare At Summerfield Rehab	2	4	6	14	0	26
Springhurst Health and Rehab	0	1	12	11	0	24
St Matthews Care Center	1	6	6	4	0	17
Sycamore Heights Health and Rehab	0	6	10	8	0	24
The Forum at Brookside	0	1	0	8	0	9
Treyton Oaks Towers	0	3	2	15	0	20
Valhalla Post Acute	0	3	6	15	0	24
Wesley Manor	0	3	12	28	0	43
Westminster Terrace	0	4	11	11	0	26
Westport Place Health Campus	2	1	5	17	0	25
<b>JEFFERSON County Total:</b>	<b>65</b>	<b>192</b>	<b>387</b>	<b>683</b>	<b>0</b>	<b>1,327</b>

## 2019 ANNUAL KENTUCKY LONG TERM CARE UTILIZATION AND SERVICE REPORT

### Table 22 - Facility Resident Death Distribution - Nursing Facility Beds

ADD / Facility	Under 65	65-74	75-84	Over 85	Unknown	Total
<b>OLDHAM</b>						
Baptist Health La Grange	1	1	5	5	0	12
Friendship Health and Rehab	0	5	4	32	0	41
Providence Richwood	2	3	17	15	0	37
<b>OLDHAM County Total:</b>	<b>3</b>	<b>9</b>	<b>26</b>	<b>52</b>	<b>0</b>	<b>90</b>
<b>SHELBY</b>						
Crestview Center	0	3	9	9	0	21
Masonic Home of Shelbyville	1	6	9	18	0	34
<b>SHELBY County Total:</b>	<b>1</b>	<b>9</b>	<b>18</b>	<b>27</b>	<b>0</b>	<b>55</b>
<b>SPENCER</b>						
Signature Health Care of Spencer County	1	6	17	18	0	42
<b>SPENCER County Total:</b>	<b>1</b>	<b>6</b>	<b>17</b>	<b>18</b>	<b>0</b>	<b>42</b>
<b>TRIMBLE</b>						
Signature Health Care of Trimble County	1	4	3	4	0	12
<b>TRIMBLE County Total:</b>	<b>1</b>	<b>4</b>	<b>3</b>	<b>4</b>	<b>0</b>	<b>12</b>
<b>ADD: 6 Total</b>	<b>72</b>	<b>225</b>	<b>466</b>	<b>816</b>	<b>0</b>	<b>1,579</b>
<b>ADD:7</b>						
<b>BOONE</b>						
Boonespring Transitional Care Center	0	3	4	10	0	17
Bridgepoint Care and Rehabilitation Center	7	6	14	2	0	29
Florence Park Care Center	1	22	65	44	0	132
St Elizabeth Florence SNF	0	0	0	2	0	2
<b>BOONE County Total:</b>	<b>8</b>	<b>31</b>	<b>83</b>	<b>58</b>	<b>0</b>	<b>180</b>
<b>CAMPBELL</b>						
Carmel Manor	0	1	19	41	0	61
Coldspring Transitional Care Center	5	12	17	34	0	68
Highlandspring of Ft Thomas	0	5	13	29	0	47
St Elizabeth FT Thomas SNF	0	0	0	2	0	2
The Seasons at Alexandria	2	4	6	31	0	43
<b>CAMPBELL County Total:</b>	<b>7</b>	<b>22</b>	<b>55</b>	<b>137</b>	<b>0</b>	<b>221</b>
<b>CARROLL</b>						
Signature Healthcare of Carrollton Rehab	2	2	3	11	0	18
<b>CARROLL County Total:</b>	<b>2</b>	<b>2</b>	<b>3</b>	<b>11</b>	<b>0</b>	<b>18</b>

## 2019 ANNUAL KENTUCKY LONG TERM CARE UTILIZATION AND SERVICE REPORT

### Table 22 - Facility Resident Death Distribution - Nursing Facility Beds

ADD / Facility	Under 65	65-74	75-84	Over 85	Unknown	Total
<b>GALLATIN</b>						
Gallatin Nursing and Rehab	4	3	7	18	0	32
<b>GALLATIN County Total:</b>	<b>4</b>	<b>3</b>	<b>7</b>	<b>18</b>	<b>0</b>	<b>32</b>
<b>GRANT</b>						
Grant Center	5	2	5	6	0	18
<b>GRANT County Total:</b>	<b>5</b>	<b>2</b>	<b>5</b>	<b>6</b>	<b>0</b>	<b>18</b>
<b>KENTON</b>						
Emerald Trace	0	1	13	12	0	26
Madonna Manor	0	1	10	17	0	28
Rosedale Green	2	3	15	52	0	72
The Pavilion at Kenton	2	3	3	5	0	13
Village Care Center	1	0	4	23	0	28
Villaspring of Erlanger	2	4	5	28	0	39
Woodcrest Nursing and Rehabilitation Center	3	4	6	11	0	24
<b>KENTON County Total:</b>	<b>10</b>	<b>16</b>	<b>56</b>	<b>148</b>	<b>0</b>	<b>230</b>
<b>OWEN</b>						
Owenton Center	3	5	5	8	0	21
<b>OWEN County Total:</b>	<b>3</b>	<b>5</b>	<b>5</b>	<b>8</b>	<b>0</b>	<b>21</b>
<b>PENDLETON</b>						
River Valley Nursing Home	1	1	6	19	0	27
<b>PENDLETON County Total:</b>	<b>1</b>	<b>1</b>	<b>6</b>	<b>19</b>	<b>0</b>	<b>27</b>
<b>ADD: 7 Total</b>	<b>40</b>	<b>82</b>	<b>220</b>	<b>405</b>	<b>0</b>	<b>747</b>
<b>ADD:8</b>						
<b>BRACKEN</b>						
Bracken County Nursing and Rehabilitation Center	4	1	3	3	0	11
<b>BRACKEN County Total:</b>	<b>4</b>	<b>1</b>	<b>3</b>	<b>3</b>	<b>0</b>	<b>11</b>
<b>FLEMING</b>						
Pioneer Trace Nursing Home	0	1	5	12	0	18
<b>FLEMING County Total:</b>	<b>0</b>	<b>1</b>	<b>5</b>	<b>12</b>	<b>0</b>	<b>18</b>
<b>LEWIS</b>						
Vanceburg Rehabilitation and Care	1	5	4	2	5	17
<b>LEWIS County Total:</b>	<b>1</b>	<b>5</b>	<b>4</b>	<b>2</b>	<b>5</b>	<b>17</b>

## 2019 ANNUAL KENTUCKY LONG TERM CARE UTILIZATION AND SERVICE REPORT

### Table 22 - Facility Resident Death Distribution - Nursing Facility Beds

ADD / Facility	Under 65	65-74	75-84	Over 85	Unknown	Total
<b>MASON</b>						
Maysville Nursing and Rehabilitation Facility	4	4	24	47	0	79
<b>MASON County Total:</b>	<b>4</b>	<b>4</b>	<b>24</b>	<b>47</b>	<b>0</b>	<b>79</b>
<b>ROBERTSON</b>						
Robertson County Health Care Facility	2	3	2	13	0	20
<b>ROBERTSON County Total:</b>	<b>2</b>	<b>3</b>	<b>2</b>	<b>13</b>	<b>0</b>	<b>20</b>
<b>ADD: 8 Total</b>	<b>11</b>	<b>14</b>	<b>38</b>	<b>77</b>	<b>5</b>	<b>145</b>
<b>ADD:9</b>						
<b>BATH</b>						
Ridgeway Nursing and Rehabilitation	0	3	6	5	0	14
<b>BATH County Total:</b>	<b>0</b>	<b>3</b>	<b>6</b>	<b>5</b>	<b>0</b>	<b>14</b>
<b>MENIFEE</b>						
Edgewood Estates	1	3	5	4	0	13
<b>MENIFEE County Total:</b>	<b>1</b>	<b>3</b>	<b>5</b>	<b>4</b>	<b>0</b>	<b>13</b>
<b>MONTGOMERY</b>						
Windsor Care Center	3	3	12	22	0	40
<b>MONTGOMERY County Total:</b>	<b>3</b>	<b>3</b>	<b>12</b>	<b>22</b>	<b>0</b>	<b>40</b>
<b>MORGAN</b>						
West Liberty Nursing and Rehabilitation Center	0	1	6	2	0	9
<b>MORGAN County Total:</b>	<b>0</b>	<b>1</b>	<b>6</b>	<b>2</b>	<b>0</b>	<b>9</b>
<b>ROWAN</b>						
Life Care Center of Morehead	2	3	12	5	0	22
St Claire Medical Center TCU	11	9	9	12	0	41
<b>ROWAN County Total:</b>	<b>13</b>	<b>12</b>	<b>21</b>	<b>17</b>	<b>0</b>	<b>63</b>
<b>ADD: 9 Total</b>	<b>17</b>	<b>22</b>	<b>50</b>	<b>50</b>	<b>0</b>	<b>139</b>
<b>ADD:10</b>						
<b>BOYD</b>						
Boyd Nursing and Rehabilitation Center	2	4	6	0	0	12
King's Daughters Medical Center	0	0	0	0	0	0
Kingsbrook Lifecare Center	0	2	13	21	0	36
Woodland Oaks Health Care Facility	2	4	8	24	0	38
<b>BOYD County Total:</b>	<b>4</b>	<b>10</b>	<b>27</b>	<b>45</b>	<b>0</b>	<b>86</b>



## 2019 ANNUAL KENTUCKY LONG TERM CARE UTILIZATION AND SERVICE REPORT

### Table 22 - Facility Resident Death Distribution - Nursing Facility Beds

ADD / Facility	Under 65	65-74	75-84	Over 85	Unknown	Total
<b>CARTER</b>						
Carter Nursing and Rehabilitation Center	2	5	9	13	0	29
<b>CARTER County Total:</b>	<b>2</b>	<b>5</b>	<b>9</b>	<b>13</b>	<b>0</b>	<b>29</b>
<b>ELLIOTT</b>						
Elliott Nursing and Rehabilitation Center	2	4	10	9	0	25
<b>ELLIOTT County Total:</b>	<b>2</b>	<b>4</b>	<b>10</b>	<b>9</b>	<b>0</b>	<b>25</b>
<b>GREENUP</b>						
Oakmont Manor	0	3	4	3	0	10
South Shore Nursing and Rehabilitation Center	3	5	8	3	0	19
Wurtland Nursing and Rehabilitation Center	4	6	4	3	0	17
<b>GREENUP County Total:</b>	<b>7</b>	<b>14</b>	<b>16</b>	<b>9</b>	<b>0</b>	<b>46</b>
<b>LAWRENCE</b>						
The Jordan Center	2	3	6	7	0	18
<b>LAWRENCE County Total:</b>	<b>2</b>	<b>3</b>	<b>6</b>	<b>7</b>	<b>0</b>	<b>18</b>
<b>ADD: 10 Total</b>	<b>17</b>	<b>36</b>	<b>68</b>	<b>83</b>	<b>0</b>	<b>204</b>
<b>ADD:11</b>						
<b>FLOYD</b>						
Highlands ARH Regional Medical Center (Prestonsburg)	0	0	0	0	0	0
Prestonsburg Health Care Center	0	5	3	5	0	13
Riverview Health Care Center	1	6	9	10	0	26
<b>FLOYD County Total:</b>	<b>1</b>	<b>11</b>	<b>12</b>	<b>15</b>	<b>0</b>	<b>39</b>
<b>JOHNSON</b>						
Mountain Manor of Paintsville	1	2	4	9	0	16
<b>JOHNSON County Total:</b>	<b>1</b>	<b>2</b>	<b>4</b>	<b>9</b>	<b>0</b>	<b>16</b>
<b>MAGOFFIN</b>						
Salyersville Nursing and Rehabilitation Center	5	12	4	3	0	24
<b>MAGOFFIN County Total:</b>	<b>5</b>	<b>12</b>	<b>4</b>	<b>3</b>	<b>0</b>	<b>24</b>
<b>MARTIN</b>						
Martin County Health Care Facility	0	5	7	6	0	18
<b>MARTIN County Total:</b>	<b>0</b>	<b>5</b>	<b>7</b>	<b>6</b>	<b>0</b>	<b>18</b>
<b>PIKE</b>						
Good Shepherd Community Nursing Center	3	3	5	6	0	17

## 2019 ANNUAL KENTUCKY LONG TERM CARE UTILIZATION AND SERVICE REPORT

### Table 22 - Facility Resident Death Distribution - Nursing Facility Beds

ADD / Facility	Under 65	65-74	75-84	Over 85	Unknown	Total
Landmark of Elkhorn City Rehabilitation	4	3	4	7	0	18
Parkview Nursing and Rehabilitation Center (Pikeville)	9	4	7	14	0	34
Pikeville Nursing and Rehab Center	0	5	7	18	0	30
Williamson ARH Nursing Facility	0	1	5	6	0	12
<b>PIKE County Total:</b>	<b>16</b>	<b>16</b>	<b>28</b>	<b>51</b>	<b>0</b>	<b>111</b>
<b>ADD: 11 Total</b>	<b>23</b>	<b>46</b>	<b>55</b>	<b>84</b>	<b>0</b>	<b>208</b>
<b>ADD:12</b>						
<b>BREATHITT</b>						
Nim Henson Geriatric Center	2	3	5	5	0	15
<b>BREATHITT County Total:</b>	<b>2</b>	<b>3</b>	<b>5</b>	<b>5</b>	<b>0</b>	<b>15</b>
<b>KNOTT</b>						
Knott County Health and Rehabilitation Center	1	2	9	7	0	19
<b>KNOTT County Total:</b>	<b>1</b>	<b>2</b>	<b>9</b>	<b>7</b>	<b>0</b>	<b>19</b>
<b>LEE</b>						
Lee County Care and Rehabilitation Center	1	6	11	5	0	23
<b>LEE County Total:</b>	<b>1</b>	<b>6</b>	<b>11</b>	<b>5</b>	<b>0</b>	<b>23</b>
<b>LESLIE</b>						
Hyden Health and Rehabilitation Center	1	2	5	2	0	10
<b>LESLIE County Total:</b>	<b>1</b>	<b>2</b>	<b>5</b>	<b>2</b>	<b>0</b>	<b>10</b>
<b>LETCHER</b>						
Letcher Manor	1	0	4	1	0	6
<b>LETCHER County Total:</b>	<b>1</b>	<b>0</b>	<b>4</b>	<b>1</b>	<b>0</b>	<b>6</b>
<b>OWSLEY</b>						
Owsley County Health Care Center	0	4	6	13	0	23
<b>OWSLEY County Total:</b>	<b>0</b>	<b>4</b>	<b>6</b>	<b>13</b>	<b>0</b>	<b>23</b>
<b>PERRY</b>						
Hazard Health and Rehabilitation Center	4	10	9	16	0	39
Paul E Patton Eastern Ky Veterans Center	0	4	7	12	0	23
<b>PERRY County Total:</b>	<b>4</b>	<b>14</b>	<b>16</b>	<b>28</b>	<b>0</b>	<b>62</b>

## 2019 ANNUAL KENTUCKY LONG TERM CARE UTILIZATION AND SERVICE REPORT

### Table 22 - Facility Resident Death Distribution - Nursing Facility Beds

ADD / Facility	Under 65	65-74	75-84	Over 85	Unknown	Total
<b>WOLFE</b>						
Wolfe County Health and Rehabilitation Center	0	5	7	10	0	22
<b>WOLFE County Total:</b>	<b>0</b>	<b>5</b>	<b>7</b>	<b>10</b>	<b>0</b>	<b>22</b>
<b>ADD: 12 Total</b>	<b>10</b>	<b>36</b>	<b>63</b>	<b>71</b>	<b>0</b>	<b>180</b>
<b>ADD:13</b>						
<b>BELL</b>						
Middlesboro Nursing and Rehab	1	1	7	16	0	25
Mountain View Nursing and Rehab Ctr	8	6	5	6	0	25
Pineville Community Hospital	0	0	0	0	0	0
<b>BELL County Total:</b>	<b>9</b>	<b>7</b>	<b>12</b>	<b>22</b>	<b>0</b>	<b>50</b>
<b>CLAY</b>						
Landmark of Laurel Creek Rehab and Nursing	1	3	4	17	0	25
<b>CLAY County Total:</b>	<b>1</b>	<b>3</b>	<b>4</b>	<b>17</b>	<b>0</b>	<b>25</b>
<b>HARLAN</b>						
Harlan Health and Rehabilitation Center	2	4	6	14	0	26
Tri-Cities Nursing and Rehabilitation Center	1	1	9	6	0	17
<b>HARLAN County Total:</b>	<b>3</b>	<b>5</b>	<b>15</b>	<b>20</b>	<b>0</b>	<b>43</b>
<b>JACKSON</b>						
Signature HealthCare at Jackson Manor	1	2	4	6	0	13
<b>JACKSON County Total:</b>	<b>1</b>	<b>2</b>	<b>4</b>	<b>6</b>	<b>0</b>	<b>13</b>
<b>KNOX</b>						
Barbourville Health and Rehabilitation Center	2	3	12	13	0	30
Christian Health Center - Corbin	0	3	12	11	0	26
<b>KNOX County Total:</b>	<b>2</b>	<b>6</b>	<b>24</b>	<b>24</b>	<b>0</b>	<b>56</b>
<b>LAUREL</b>						
Hillcrest Health and Rehabilitation Center	4	4	20	11	0	39
Laurel Heights Home for the Elderly	1	2	18	35	0	56
<b>LAUREL County Total:</b>	<b>5</b>	<b>6</b>	<b>38</b>	<b>46</b>	<b>0</b>	<b>95</b>
<b>ROCKCASTLE</b>						
Rockcastle Health and Rehabilitation Center	0	2	12	19	0	33

## 2019 ANNUAL KENTUCKY LONG TERM CARE UTILIZATION AND SERVICE REPORT

### Table 22 - Facility Resident Death Distribution - Nursing Facility Beds

ADD / Facility	Under 65	65-74	75-84	Over 85	Unknown	Total
Rockcastle Regional Hospital and Respiratory Care	8	16	12	0	0	36
<b>ROCKCASTLE County Total:</b>	<b>8</b>	<b>18</b>	<b>24</b>	<b>19</b>	<b>0</b>	<b>69</b>
<b>WHITLEY</b>						
Corbin Health and Rehabilitation Center	2	4	10	14	0	30
The Heritage	0	1	10	10	0	21
Williamsburg Health and Rehabilitation Center	1	1	6	17	0	25
<b>WHITLEY County Total:</b>	<b>3</b>	<b>6</b>	<b>26</b>	<b>41</b>	<b>0</b>	<b>76</b>
<b>ADD: 13 Total</b>	<b>32</b>	<b>53</b>	<b>147</b>	<b>195</b>	<b>0</b>	<b>427</b>
<b>ADD:14</b>						
<b>ADAIR</b>						
Signature Healthcare At Summit Manor Rehab	1	4	20	18	0	43
<b>ADAIR County Total:</b>	<b>1</b>	<b>4</b>	<b>20</b>	<b>18</b>	<b>0</b>	<b>43</b>
<b>CASEY</b>						
Liberty Care and Rehabilitation Center	0	1	7	12	0	20
<b>CASEY County Total:</b>	<b>0</b>	<b>1</b>	<b>7</b>	<b>12</b>	<b>0</b>	<b>20</b>
<b>CLINTON</b>						
Clinton County Care and Rehabilitation Center	0	0	1	5	0	6
<b>CLINTON County Total:</b>	<b>0</b>	<b>0</b>	<b>1</b>	<b>5</b>	<b>0</b>	<b>6</b>
<b>CUMBERLAND</b>						
Cumberland Valley Manor	4	4	5	19	0	32
<b>CUMBERLAND County Total:</b>	<b>4</b>	<b>4</b>	<b>5</b>	<b>19</b>	<b>0</b>	<b>32</b>
<b>GREEN</b>						
Green Hill Rehabilitation and Care	0	2	8	17	0	27
McDowell Skilled Nursing Facility	0	0	0	0	0	0
<b>GREEN County Total:</b>	<b>0</b>	<b>2</b>	<b>8</b>	<b>17</b>	<b>0</b>	<b>27</b>
<b>MCCREARY</b>						
Signature Healthcare of McCreary County Rehab	0	0	0	0	39	39
<b>MCCREARY County Total:</b>	<b>0</b>	<b>0</b>	<b>0</b>	<b>0</b>	<b>39</b>	<b>39</b>
<b>PULASKI</b>						
Cumberland Nursing and Rehabilitation Center	0	2	7	16	0	25

## 2019 ANNUAL KENTUCKY LONG TERM CARE UTILIZATION AND SERVICE REPORT

### Table 22 - Facility Resident Death Distribution - Nursing Facility Beds

ADD / Facility	Under 65	65-74	75-84	Over 85	Unknown	Total
Lake Cumberland Regional Hospital	0	0	2	0	0	2
Somerset Nursing and Rehabilitation Facility	1	8	11	18	0	38
Somerwoods Nursing and Rehabilitation	1	4	11	21	0	37
<b>PULASKI County Total:</b>	<b>2</b>	<b>14</b>	<b>31</b>	<b>55</b>	<b>0</b>	<b>102</b>
<b>RUSSELL</b>						
Fair Oaks Health Systems	1	1	11	9	0	22
<b>RUSSELL County Total:</b>	<b>1</b>	<b>1</b>	<b>11</b>	<b>9</b>	<b>0</b>	<b>22</b>
<b>TAYLOR</b>						
Campbellsville Nursing and Rehabilitation	1	1	7	10	0	19
The Grandview Nursing and Rehabilitation Facility	1	8	7	16	0	32
<b>TAYLOR County Total:</b>	<b>2</b>	<b>9</b>	<b>14</b>	<b>26</b>	<b>0</b>	<b>51</b>
<b>WAYNE</b>						
Hicks' Golden Years Nursing Home	2	4	8	14	0	28
<b>WAYNE County Total:</b>	<b>2</b>	<b>4</b>	<b>8</b>	<b>14</b>	<b>0</b>	<b>28</b>
<b>ADD: 14 Total</b>	<b>12</b>	<b>39</b>	<b>105</b>	<b>175</b>	<b>39</b>	<b>370</b>
<b>ADD:15</b>						
<b>ANDERSON</b>						
Signature Healthcare at Heritage Hall Rehab	0	1	9	11	0	21
<b>ANDERSON County Total:</b>	<b>0</b>	<b>1</b>	<b>9</b>	<b>11</b>	<b>0</b>	<b>21</b>
<b>BOURBON</b>						
Bourbon Heights	0	0	10	6	0	16
<b>BOURBON County Total:</b>	<b>0</b>	<b>0</b>	<b>10</b>	<b>6</b>	<b>0</b>	<b>16</b>
<b>BOYLE</b>						
Charleston Health Care Center	2	5	9	32	0	48
Danville Center For Health	2	6	9	15	0	32
Ephraim McDowell Regional Medical Center	0	0	0	0	0	0
<b>BOYLE County Total:</b>	<b>4</b>	<b>11</b>	<b>18</b>	<b>47</b>	<b>0</b>	<b>80</b>
<b>CLARK</b>						
Clark Regional Medical Center Transitional Care Unit	0	0	2	7	0	9
Fountain Circle Care and Rehab Ctr	4	9	18	18	0	49
<b>CLARK County Total:</b>	<b>4</b>	<b>9</b>	<b>20</b>	<b>25</b>	<b>0</b>	<b>58</b>

**2019 ANNUAL KENTUCKY LONG TERM CARE UTILIZATION AND SERVICE REPORT**

**Table 22 - Facility Resident Death Distribution - Nursing Facility Beds**

<b>ADD / Facility</b>	<b>Under 65</b>	<b>65-74</b>	<b>75-84</b>	<b>Over 85</b>	<b>Unknown</b>	<b>Total</b>
<b>ESTILL</b>						
Irvine Nursing and Rehabilitation	0	2	8	11	0	21
<b>ESTILL County Total:</b>	<b>0</b>	<b>2</b>	<b>8</b>	<b>11</b>	<b>0</b>	<b>21</b>
<b>FAYETTE</b>						
Bluegrass Care and Rehabilitation Center	1	11	9	18	0	39
Brookdale Richmond Place SNF	1	3	7	32	0	43
Cambridge Place	0	2	3	1	0	6
Cardinal Hill Rehab Unit	0	0	0	1	0	1
Homestead Post Acute	0	1	6	9	0	16
Lexington Country Place	1	4	1	34	0	40
Mayfair Manor	3	4	13	17	0	37
Northpoint Lexington Healthcare Center	0	9	14	24	0	47
Pine Meadows Post Acute	1	4	5	21	0	31
Rose Manor Health Care	0	1	1	11	0	13
Sayre Christian Village Nursing Home	1	1	9	33	0	44
Signature Healthcare At Tanbark Rehab	0	2	1	3	0	6
The Willows At Fritz Farm	0	2	7	20	0	29
The Willows at Hamburg	0	0	4	25	0	29
Willows at Citation	2	2	5	20	0	29
<b>FAYETTE County Total:</b>	<b>10</b>	<b>46</b>	<b>85</b>	<b>269</b>	<b>0</b>	<b>410</b>
<b>FRANKLIN</b>						
Bradford Square Rehabilitation and Nursing Center	4	3	7	15	0	29
Frankfort Care and Rehabilitation	0	3	6	10	0	19
<b>FRANKLIN County Total:</b>	<b>4</b>	<b>6</b>	<b>13</b>	<b>25</b>	<b>0</b>	<b>48</b>
<b>GARRARD</b>						
Landmark of Lancaster Rehabilitation and Nursing	0	2	7	15	0	24
<b>GARRARD County Total:</b>	<b>0</b>	<b>2</b>	<b>7</b>	<b>15</b>	<b>0</b>	<b>24</b>
<b>HARRISON</b>						
Cedar Ridge Health Campus	0	1	1	10	0	12
Edgemont Healthcare	10	9	4	4	0	27
Grand Haven Nursing Home	3	2	1	9	0	15
<b>HARRISON County Total:</b>	<b>13</b>	<b>12</b>	<b>6</b>	<b>23</b>	<b>0</b>	<b>54</b>

## 2019 ANNUAL KENTUCKY LONG TERM CARE UTILIZATION AND SERVICE REPORT

### Table 22 - Facility Resident Death Distribution - Nursing Facility Beds

ADD / Facility	Under 65	65-74	75-84	Over 85	Unknown	Total
<b>JESSAMINE</b>						
Diversicare of Nicholasville	0	8	8	7	0	23
Thomson Hood Veterans Center	0	8	14	41	0	63
<b>JESSAMINE County Total:</b>	<b>0</b>	<b>16</b>	<b>22</b>	<b>48</b>	<b>0</b>	<b>86</b>
<b>LINCOLN</b>						
Stanford Care and Rehab	4	7	26	17	0	54
<b>LINCOLN County Total:</b>	<b>4</b>	<b>7</b>	<b>26</b>	<b>17</b>	<b>0</b>	<b>54</b>
<b>MADISON</b>						
Berea Health and Rehabilitation	3	5	8	15	0	31
Kenwood Health and Rehabilitation Center	3	3	7	8	0	21
Madison Health and Rehabilitation Center	3	6	6	5	0	20
Telford Terrace	0	0	1	4	0	5
The Terrace Nursing and Rehabilitation	1	4	19	36	0	60
<b>MADISON County Total:</b>	<b>10</b>	<b>18</b>	<b>41</b>	<b>68</b>	<b>0</b>	<b>137</b>
<b>MERCER</b>						
Harrodsburg Health & Rehab Ctr	8	9	20	22	0	59
The Willows at Harrodsburg	0	6	5	16	0	27
<b>MERCER County Total:</b>	<b>8</b>	<b>15</b>	<b>25</b>	<b>38</b>	<b>0</b>	<b>86</b>
<b>NICHOLAS</b>						
Johnson Mathers Nursing Home	2	2	6	20	0	30
<b>NICHOLAS County Total:</b>	<b>2</b>	<b>2</b>	<b>6</b>	<b>20</b>	<b>0</b>	<b>30</b>
<b>POWELL</b>						
Stanton Nursing and Rehabilitation Center	3	17	9	8	0	37
<b>POWELL County Total:</b>	<b>3</b>	<b>17</b>	<b>9</b>	<b>8</b>	<b>0</b>	<b>37</b>
<b>SCOTT</b>						
Dover Manor	0	1	14	25	0	40
Signature Healthcare of Georgetown	0	3	6	8	0	17
<b>SCOTT County Total:</b>	<b>0</b>	<b>4</b>	<b>20</b>	<b>33</b>	<b>0</b>	<b>57</b>
<b>WOODFORD</b>						
The Homeplace At Midway	1	3	5	8	0	17
<b>WOODFORD County Total:</b>	<b>1</b>	<b>3</b>	<b>5</b>	<b>8</b>	<b>0</b>	<b>17</b>
<b>ADD: 15 Total</b>	<b>63</b>	<b>171</b>	<b>330</b>	<b>672</b>	<b>0</b>	<b>1,236</b>
<b>Statewide Total</b>	<b>426</b>	<b>1,006</b>	<b>2,203</b>	<b>3,788</b>	<b>44</b>	<b>7,467</b>

## 2019 ANNUAL KENTUCKY LONG TERM CARE UTILIZATION AND SERVICE REPORT

### Table 23 - Facility Resident Death Distribution - Personal Care Beds

ADD / Facility	Under 65	65-74	75-84	Over 85	Unknown	Total
<b>ADD:1</b>						
<b>CALLOWAY</b>						
Fern Terrace of Murray	0	1	3	0	0	4
Gardens At Hickory Woods	0	0	0	0	0	0
<b>CALLOWAY County Total:</b>	<b>0</b>	<b>1</b>	<b>3</b>	<b>0</b>	<b>0</b>	<b>4</b>
<b>CARLISLE</b>						
Countryside Center	0	0	0	0	0	0
<b>CARLISLE County Total:</b>	<b>0</b>	<b>0</b>	<b>0</b>	<b>0</b>	<b>0</b>	<b>0</b>
<b>GRAVES</b>						
Fern Terrace of Mayfield	0	0	0	0	0	0
<b>GRAVES County Total:</b>	<b>0</b>	<b>0</b>	<b>0</b>	<b>0</b>	<b>0</b>	<b>0</b>
<b>HICKMAN</b>						
Clinton Hickman County Nursing Facility	0	0	0	0	0	0
Clinton Place	0	0	0	0	0	0
<b>HICKMAN County Total:</b>	<b>0</b>	<b>0</b>	<b>0</b>	<b>0</b>	<b>0</b>	<b>0</b>
<b>MCCRACKEN</b>						
Gaither Suites at West Park	0	0	1	2	0	3
<b>MCCRACKEN County Total:</b>	<b>0</b>	<b>0</b>	<b>1</b>	<b>2</b>	<b>0</b>	<b>3</b>
<b>ADD: 1 Total</b>	<b>0</b>	<b>1</b>	<b>4</b>	<b>2</b>	<b>0</b>	<b>7</b>
<b>ADD:2</b>						
<b>CALDWELL</b>						
Highland Homes, Inc.	0	1	0	0	0	1
<b>CALDWELL County Total:</b>	<b>0</b>	<b>1</b>	<b>0</b>	<b>0</b>	<b>0</b>	<b>1</b>
<b>CHRISTIAN</b>						
Christian County Manor	0	0	0	0	0	0
Christian Health Center, Hopkinsville	0	0	0	0	0	0
Pennyrile Home	0	0	0	0	0	0
<b>CHRISTIAN County Total:</b>	<b>0</b>	<b>0</b>	<b>0</b>	<b>0</b>	<b>0</b>	<b>0</b>
<b>CRITTENDEN</b>						
Crittenden County Health and Rehabilitation Center	0	0	0	0	0	0
<b>CRITTENDEN County Total:</b>	<b>0</b>	<b>0</b>	<b>0</b>	<b>0</b>	<b>0</b>	<b>0</b>
<b>HOPKINS</b>						
The Homestead	0	0	0	0	0	0
The Oaks PCH/Madisonville	0	0	0	0	0	0
<b>HOPKINS County Total:</b>	<b>0</b>	<b>0</b>	<b>0</b>	<b>0</b>	<b>0</b>	<b>0</b>



**2019 ANNUAL KENTUCKY LONG TERM CARE UTILIZATION AND SERVICE REPORT**

**Table 23 - Facility Resident Death Distribution - Personal Care Beds**

<b>ADD / Facility</b>	<b>Under 65</b>	<b>65-74</b>	<b>75-84</b>	<b>Over 85</b>	<b>Unknown</b>	<b>Total</b>
<b>MUHLENBERG</b>						
Diversicare of Greenville	0	0	1	1	0	2
Sparks Nursing Center	0	0	0	0	0	0
<b>MUHLENBERG County Total:</b>	<b>0</b>	<b>0</b>	<b>1</b>	<b>1</b>	<b>0</b>	<b>2</b>
<b>TRIGG</b>						
Better Senior Living	0	0	1	0	0	1
<b>TRIGG County Total:</b>	<b>0</b>	<b>0</b>	<b>1</b>	<b>0</b>	<b>0</b>	<b>1</b>
<b>ADD: 2 Total</b>	<b>0</b>	<b>1</b>	<b>2</b>	<b>1</b>	<b>0</b>	<b>4</b>
<b>ADD:3</b>						
<b>DAVIESS</b>						
Carmel Home	0	0	1	3	0	4
Davco Rest Home	0	0	0	0	0	0
Fern Terrace of Owensboro	0	0	0	0	0	0
Owensboro Center	0	0	0	0	0	0
Rosedale Rest Home	0	0	0	0	0	0
<b>DAVIESS County Total:</b>	<b>0</b>	<b>0</b>	<b>1</b>	<b>3</b>	<b>0</b>	<b>4</b>
<b>HANCOCK</b>						
The Oaks PCH/Lewisport	0	0	0	0	0	0
<b>HANCOCK County Total:</b>	<b>0</b>	<b>0</b>	<b>0</b>	<b>0</b>	<b>0</b>	<b>0</b>
<b>HENDERSON</b>						
Henderson Manor	0	0	0	0	0	0
<b>HENDERSON County Total:</b>	<b>0</b>	<b>0</b>	<b>0</b>	<b>0</b>	<b>0</b>	<b>0</b>
<b>MCLEAN</b>						
Sunny Acres	0	1	0	0	0	1
<b>MCLEAN County Total:</b>	<b>0</b>	<b>1</b>	<b>0</b>	<b>0</b>	<b>0</b>	<b>1</b>
<b>OHIO</b>						
Beaver Dam Nursing and Rehab Center	0	0	0	0	0	0
<b>OHIO County Total:</b>	<b>0</b>	<b>0</b>	<b>0</b>	<b>0</b>	<b>0</b>	<b>0</b>
<b>ADD: 3 Total</b>	<b>0</b>	<b>1</b>	<b>1</b>	<b>3</b>	<b>0</b>	<b>5</b>
<b>ADD:4</b>						
<b>ALLEN</b>						
Cornerstone Manor	0	0	0	0	0	0
Scottsville Manor	0	0	0	0	0	0
<b>ALLEN County Total:</b>	<b>0</b>	<b>0</b>	<b>0</b>	<b>0</b>	<b>0</b>	<b>0</b>
<b>BARREN</b>						
NHC HealthCare, Glasgow	0	0	0	0	0	0
<b>BARREN County Total:</b>	<b>0</b>	<b>0</b>	<b>0</b>	<b>0</b>	<b>0</b>	<b>0</b>

## 2019 ANNUAL KENTUCKY LONG TERM CARE UTILIZATION AND SERVICE REPORT

### Table 23 - Facility Resident Death Distribution - Personal Care Beds

ADD / Facility	Under 65	65-74	75-84	Over 85	Unknown	Total
<b>EDMONSON</b>						
Edmonson Center	0	0	0	0	0	0
<b>EDMONSON County Total:</b>	<b>0</b>	<b>0</b>	<b>0</b>	<b>0</b>	<b>0</b>	<b>0</b>
<b>HART</b>						
Hart County Manor	0	1	2	0	0	3
<b>HART County Total:</b>	<b>0</b>	<b>1</b>	<b>2</b>	<b>0</b>	<b>0</b>	<b>3</b>
<b>METCALFE</b>						
Harper's Home for the Aged	0	0	0	0	0	0
Metcalfe Health Care Center	0	0	0	0	0	0
<b>METCALFE County Total:</b>	<b>0</b>	<b>0</b>	<b>0</b>	<b>0</b>	<b>0</b>	<b>0</b>
<b>SIMPSON</b>						
Lewis Memorial Methodist Home	0	0	0	0	0	0
<b>SIMPSON County Total:</b>	<b>0</b>	<b>0</b>	<b>0</b>	<b>0</b>	<b>0</b>	<b>0</b>
<b>WARREN</b>						
Christian Health Center, Bowling Green	0	0	0	5	0	5
Fern Terrace of Bowling Green	1	0	0	0	0	1
The Haven At Massey Springs	0	0	1	2	0	3
<b>WARREN County Total:</b>	<b>1</b>	<b>0</b>	<b>1</b>	<b>7</b>	<b>0</b>	<b>9</b>
<b>ADD: 4 Total</b>	<b>1</b>	<b>1</b>	<b>3</b>	<b>7</b>	<b>0</b>	<b>12</b>
<b>ADD:5</b>						
<b>GRAYSON</b>						
Grayson Manor	0	0	0	0	0	0
<b>GRAYSON County Total:</b>	<b>0</b>	<b>0</b>	<b>0</b>	<b>0</b>	<b>0</b>	<b>0</b>
<b>HARDIN</b>						
Signature Healthcare at North Hardin Rehab	0	0	0	0	0	0
<b>HARDIN County Total:</b>	<b>0</b>	<b>0</b>	<b>0</b>	<b>0</b>	<b>0</b>	<b>0</b>
<b>MARION</b>						
Loretto Motherhouse Infirmary	0	0	0	1	0	1
The Village of Lebanon II	0	0	0	0	0	0
<b>MARION County Total:</b>	<b>0</b>	<b>0</b>	<b>0</b>	<b>1</b>	<b>0</b>	<b>1</b>
<b>MEADE</b>						
Brandenburg Nursing and Rehabilitation	0	0	0	0	0	0
<b>MEADE County Total:</b>	<b>0</b>	<b>0</b>	<b>0</b>	<b>0</b>	<b>0</b>	<b>0</b>
<b>NELSON</b>						
Windsor Gardens CCRC	0	0	1	5	0	6
<b>NELSON County Total:</b>	<b>0</b>	<b>0</b>	<b>1</b>	<b>5</b>	<b>0</b>	<b>6</b>

## 2019 ANNUAL KENTUCKY LONG TERM CARE UTILIZATION AND SERVICE REPORT

### Table 23 - Facility Resident Death Distribution - Personal Care Beds

ADD / Facility	Under 65	65-74	75-84	Over 85	Unknown	Total
<b>WASHINGTON</b>						
Sansbury Care Center	0	0	0	0	0	0
<b>WASHINGTON County Total:</b>	<b>0</b>	<b>0</b>	<b>0</b>	<b>0</b>	<b>0</b>	<b>0</b>
<b>ADD: 5 Total</b>	<b>0</b>	<b>0</b>	<b>1</b>	<b>6</b>	<b>0</b>	<b>7</b>
<b>ADD:6</b>						
<b>BULLITT</b>						
Colonial House of Shepherdsville	0	0	0	0	0	0
<b>BULLITT County Total:</b>	<b>0</b>	<b>0</b>	<b>0</b>	<b>0</b>	<b>0</b>	<b>0</b>
<b>JEFFERSON</b>						
Anthology of Louisville	0	0	1	3	0	4
Atria Blankenbaker	0	0	1	5	0	6
Barton House of Louisville #1	0	0	0	2	0	2
Belmont Village	0	0	7	24	0	31
Brookdale Stonestreet	0	0	0	5	0	5
Eastern Star Home in KY	0	0	0	1	0	1
Episcopal Church Home	0	0	0	1	0	1
Exceptional Senior Living - Prospect	0	0	3	3	0	6
Forest Hills Commons	0	2	4	13	0	19
Forest Springs Health Campus	0	0	1	1	0	2
Glen Ridge Health Campus	0	0	1	1	0	2
Hallmark House Louisville II	1	0	4	2	0	7
Heartsong Memory Care	0	0	4	3	0	7
Little Sisters of the Poor	0	0	0	0	0	0
Louisville Protestant Altenheim	0	0	1	3	0	4
Masonic Home of Louisville	0	0	0	2	0	2
Morning Pointe Of Louisville At South Hurstbourne	0	0	4	6	0	10
Nazareth Home	0	0	6	9	0	15
Nazareth Home Clifton	0	0	0	0	0	0
Park Louisville	0	1	4	8	0	13
Parr's at Springhurst	0	0	1	5	0	6
Rose Anna Hughes Home/Westminster	0	1	0	3	0	4
Sunrise of Louisville	0	0	0	0	11	11
Symphony at Oaklawn	0	1	3	16	0	20
Symphony at Valley Farms	0	1	4	16	0	21
The Forum at Brookside	0	0	0	1	0	1
The Lantern At Morning Pointe (Louisville)	0	0	0	4	0	4

## 2019 ANNUAL KENTUCKY LONG TERM CARE UTILIZATION AND SERVICE REPORT

### Table 23 - Facility Resident Death Distribution - Personal Care Beds

ADD / Facility	Under 65	65-74	75-84	Over 85	Unknown	Total
The Legacy at English Station	0	0	1	2	0	3
Treyton Oaks Towers	0	0	0	3	0	3
Wesley Manor	0	0	1	10	0	11
Westport Place Health Campus	0	0	0	1	0	1
<b>JEFFERSON County Total:</b>	<b>1</b>	<b>6</b>	<b>51</b>	<b>153</b>	<b>11</b>	<b>222</b>
<b>SHELBY</b>						
Colonial Hall Manor	0	0	0	0	0	0
Masonic Home of Shelbyville	0	0	0	1	0	1
<b>SHELBY County Total:</b>	<b>0</b>	<b>0</b>	<b>0</b>	<b>1</b>	<b>0</b>	<b>1</b>
<b>ADD: 6 Total</b>	<b>1</b>	<b>6</b>	<b>51</b>	<b>154</b>	<b>11</b>	<b>223</b>
<b>ADD:7</b>						
<b>BOONE</b>						
Colonial Gardens	0	0	2	10	0	12
Dominion Senior Living of Florence	0	0	0	2	0	2
<b>BOONE County Total:</b>	<b>0</b>	<b>0</b>	<b>2</b>	<b>12</b>	<b>0</b>	<b>14</b>
<b>CAMPBELL</b>						
Carmel Manor	0	0	0	1	0	1
The Seasons at Alexandria	0	0	0	0	0	0
<b>CAMPBELL County Total:</b>	<b>0</b>	<b>0</b>	<b>0</b>	<b>1</b>	<b>0</b>	<b>1</b>
<b>CARROLL</b>						
Carrollton Manor	0	0	0	0	0	0
Valley Haven Rest Home	0	0	0	0	0	0
<b>CARROLL County Total:</b>	<b>0</b>	<b>0</b>	<b>0</b>	<b>0</b>	<b>0</b>	<b>0</b>
<b>GRANT</b>						
Jonesville Rest Home	0	0	0	0	0	0
<b>GRANT County Total:</b>	<b>0</b>	<b>0</b>	<b>0</b>	<b>0</b>	<b>0</b>	<b>0</b>
<b>KENTON</b>						
Brookdale Edgewood	0	0	3	11	0	14
Covington Ladies Home	0	0	0	0	0	0
Emerald Trace	0	0	0	1	0	1
Ivy Knoll	0	0	2	2	0	4
Madonna Manor	0	0	1	0	0	1
Regency Manor	0	0	0	0	0	0
Regency Manor North	0	0	0	0	0	0
St Charles Care Center	0	0	0	6	0	6
<b>KENTON County Total:</b>	<b>0</b>	<b>0</b>	<b>6</b>	<b>20</b>	<b>0</b>	<b>26</b>

## 2019 ANNUAL KENTUCKY LONG TERM CARE UTILIZATION AND SERVICE REPORT

### Table 23 - Facility Resident Death Distribution - Personal Care Beds

ADD / Facility	Under 65	65-74	75-84	Over 85	Unknown	Total
<b>PENDLETON</b>						
Falmouth Personal Care Home	0	0	0	0	0	0
The Front Gate	0	0	0	0	0	0
<b>PENDLETON County Total:</b>	<b>0</b>	<b>0</b>	<b>0</b>	<b>0</b>	<b>0</b>	<b>0</b>
<b>ADD: 7 Total</b>	<b>0</b>	<b>0</b>	<b>8</b>	<b>33</b>	<b>0</b>	<b>41</b>
<b>ADD:9</b>						
<b>MENIFEE</b>						
Edgewood Estates	0	0	0	0	0	0
<b>MENIFEE County Total:</b>	<b>0</b>	<b>0</b>	<b>0</b>	<b>0</b>	<b>0</b>	<b>0</b>
<b>MONTGOMERY</b>						
Regency Memory Care	0	0	0	0	0	0
<b>MONTGOMERY County Total:</b>	<b>0</b>	<b>0</b>	<b>0</b>	<b>0</b>	<b>0</b>	<b>0</b>
<b>MORGAN</b>						
West Liberty Nursing and Rehabilitation Center	0	0	0	0	0	0
<b>MORGAN County Total:</b>	<b>0</b>	<b>0</b>	<b>0</b>	<b>0</b>	<b>0</b>	<b>0</b>
<b>ADD: 9 Total</b>	<b>0</b>	<b>0</b>	<b>0</b>	<b>0</b>	<b>0</b>	<b>0</b>
<b>ADD:10</b>						
<b>BOYD</b>						
Artrips Personal Care Home	0	0	0	0	0	0
Hamilton's Personal Care Home	0	0	0	0	0	0
King's Daughters And Sons Home	0	0	0	0	0	0
<b>BOYD County Total:</b>	<b>0</b>	<b>0</b>	<b>0</b>	<b>0</b>	<b>0</b>	<b>0</b>
<b>GREENUP</b>						
Frasure's Personal Care Home	0	1	0	0	0	1
Morning Pointe Of Russell	0	0	0	4	0	4
Russell Convalescent Home	2	0	0	0	0	2
The Lantern At Morning Pointe Alzheimers and Memory Care	0	0	2	4	0	6
Trinity Station Retirement Community	0	0	1	11	0	12
<b>GREENUP County Total:</b>	<b>2</b>	<b>1</b>	<b>3</b>	<b>19</b>	<b>0</b>	<b>25</b>
<b>LAWRENCE</b>						
The Jordan Center	0	0	0	0	0	0
<b>LAWRENCE County Total:</b>	<b>0</b>	<b>0</b>	<b>0</b>	<b>0</b>	<b>0</b>	<b>0</b>
<b>ADD: 10 Total</b>	<b>2</b>	<b>1</b>	<b>3</b>	<b>19</b>	<b>0</b>	<b>25</b>

## 2019 ANNUAL KENTUCKY LONG TERM CARE UTILIZATION AND SERVICE REPORT

### Table 23 - Facility Resident Death Distribution - Personal Care Beds

ADD / Facility	Under 65	65-74	75-84	Over 85	Unknown	Total
<b>ADD:11</b>						
<b>JOHNSON</b>						
Venture Home of Paintsville	1	1	0	0	0	2
<b>JOHNSON County Total:</b>	<b>1</b>	<b>1</b>	<b>0</b>	<b>0</b>	<b>0</b>	<b>2</b>
<b>MAGOFFIN</b>						
Salyersville Nursing and Rehabilitation Center	0	0	0	0	0	0
<b>MAGOFFIN County Total:</b>	<b>0</b>	<b>0</b>	<b>0</b>	<b>0</b>	<b>0</b>	<b>0</b>
<b>MARTIN</b>						
Martin County Health Care Facility	0	0	0	0	0	0
<b>MARTIN County Total:</b>	<b>0</b>	<b>0</b>	<b>0</b>	<b>0</b>	<b>0</b>	<b>0</b>
<b>PIKE</b>						
Good Shepherd Community Nursing Center	0	0	0	0	0	0
<b>PIKE County Total:</b>	<b>0</b>	<b>0</b>	<b>0</b>	<b>0</b>	<b>0</b>	<b>0</b>
<b>ADD: 11 Total</b>	<b>1</b>	<b>1</b>	<b>0</b>	<b>0</b>	<b>0</b>	<b>2</b>
<b>ADD:12</b>						
<b>KNOTT</b>						
Golden Years Rest Home	0	0	0	0	0	0
<b>KNOTT County Total:</b>	<b>0</b>	<b>0</b>	<b>0</b>	<b>0</b>	<b>0</b>	<b>0</b>
<b>OWSLEY</b>						
Owsley County Health Care Center	0	0	0	0	0	0
<b>OWSLEY County Total:</b>	<b>0</b>	<b>0</b>	<b>0</b>	<b>0</b>	<b>0</b>	<b>0</b>
<b>ADD: 12 Total</b>	<b>0</b>	<b>0</b>	<b>0</b>	<b>0</b>	<b>0</b>	<b>0</b>
<b>ADD:13</b>						
<b>BELL</b>						
Generations Center of Middlesboro	1	0	0	0	0	1
<b>BELL County Total:</b>	<b>1</b>	<b>0</b>	<b>0</b>	<b>0</b>	<b>0</b>	<b>1</b>
<b>HARLAN</b>						
The Laurels	0	0	0	0	0	0
<b>HARLAN County Total:</b>	<b>0</b>	<b>0</b>	<b>0</b>	<b>0</b>	<b>0</b>	<b>0</b>
<b>KNOX</b>						
Christian Health Center - Corbin	0	0	0	0	0	0
<b>KNOX County Total:</b>	<b>0</b>	<b>0</b>	<b>0</b>	<b>0</b>	<b>0</b>	<b>0</b>
<b>ADD: 13 Total</b>	<b>1</b>	<b>0</b>	<b>0</b>	<b>0</b>	<b>0</b>	<b>1</b>

## 2019 ANNUAL KENTUCKY LONG TERM CARE UTILIZATION AND SERVICE REPORT

### Table 23 - Facility Resident Death Distribution - Personal Care Beds

ADD / Facility	Under 65	65-74	75-84	Over 85	Unknown	Total
<b>ADD:14</b>						
<b>MCCREARY</b>						
Cumberland Manor Rest Home	0	3	0	0	0	3
<b>MCCREARY County Total:</b>	<b>0</b>	<b>3</b>	<b>0</b>	<b>0</b>	<b>0</b>	<b>3</b>
<b>PULASKI</b>						
Crestview Personal Care	0	0	0	0	0	0
Somerview Personal Care Home	1	0	0	0	0	1
<b>PULASKI County Total:</b>	<b>1</b>	<b>0</b>	<b>0</b>	<b>0</b>	<b>0</b>	<b>1</b>
<b>TAYLOR</b>						
Bluegrass Way	0	0	0	1	0	1
<b>TAYLOR County Total:</b>	<b>0</b>	<b>0</b>	<b>0</b>	<b>1</b>	<b>0</b>	<b>1</b>
<b>WAYNE</b>						
Dishman Personal Care Home	0	0	0	0	0	0
Hicks' Golden Years Nursing Home	0	0	0	0	0	0
<b>WAYNE County Total:</b>	<b>0</b>	<b>0</b>	<b>0</b>	<b>0</b>	<b>0</b>	<b>0</b>
<b>ADD: 14 Total</b>	<b>1</b>	<b>3</b>	<b>0</b>	<b>1</b>	<b>0</b>	<b>5</b>
<b>ADD:15</b>						
<b>ANDERSON</b>						
Signature Healthcare at Heritage Hall Rehab	0	0	0	0	0	0
<b>ANDERSON County Total:</b>	<b>0</b>	<b>0</b>	<b>0</b>	<b>0</b>	<b>0</b>	<b>0</b>
<b>BOURBON</b>						
Bourbon Heights	0	0	0	1	0	1
<b>BOURBON County Total:</b>	<b>0</b>	<b>0</b>	<b>0</b>	<b>1</b>	<b>0</b>	<b>1</b>
<b>BOYLE</b>						
McDowell Place of Danville	0	0	0	0	0	0
Morning Pointe of Danville	0	0	2	1	0	3
<b>BOYLE County Total:</b>	<b>0</b>	<b>0</b>	<b>2</b>	<b>1</b>	<b>0</b>	<b>3</b>
<b>ESTILL</b>						
Irvine Nursing and Rehabilitation	0	0	0	0	0	0
<b>ESTILL County Total:</b>	<b>0</b>	<b>0</b>	<b>0</b>	<b>0</b>	<b>0</b>	<b>0</b>
<b>FAYETTE</b>						
Cedarhurst of Beaumont	0	0	0	4	0	4
Central Ky Recovery Center Unit 1	0	0	0	0	0	0
Central KY Recovery Center Unit 2	0	0	0	0	0	0
Lantern at Morning Pointe Alz and Memory	0	0	4	6	0	10
Legacy Reserve at Fritz Farm	0	0	0	0	0	0
Lexington Country Place	0	0	0	0	0	0

## 2019 ANNUAL KENTUCKY LONG TERM CARE UTILIZATION AND SERVICE REPORT

### Table 23 - Facility Resident Death Distribution - Personal Care Beds

ADD / Facility	Under 65	65-74	75-84	Over 85	Unknown	Total
Mayfair Village Retirement Center	0	0	0	0	0	0
Morning Pointe of Lexington	0	0	0	2	0	2
Morning Pointe of Lexington East	0	0	0	4	0	4
Richmond Place Senior Living	0	0	2	5	0	7
Signature Healthcare At Tanbark Rehab	0	2	2	5	0	9
The Breckinridge	0	0	2	2	0	4
The Legacy At The Willows	0	0	0	6	0	6
The Villa at Chevy Chase	0	0	0	0	0	0
The Willows At Fritz Farm	0	0	1	2	0	3
The Willows at Hamburg	0	0	0	3	0	3
Willows at Citation	0	0	0	4	0	4
<b>FAYETTE County Total:</b>	<b>0</b>	<b>2</b>	<b>11</b>	<b>43</b>	<b>0</b>	<b>56</b>
<b>FRANKLIN</b>						
Dominion Senior Living of Frankfort	0	0	2	0	0	2
Morning Pointe of Frankfort	0	0	2	9	0	11
The Lantern at Morning Pointe of Frankfort	0	0	1	3	0	4
<b>FRANKLIN County Total:</b>	<b>0</b>	<b>0</b>	<b>5</b>	<b>12</b>	<b>0</b>	<b>17</b>
<b>HARRISON</b>						
Cedar Ridge Health Campus	0	0	0	2	0	2
Parkside Manor	1	0	0	0	0	1
Shady Lawn Home	0	0	0	0	0	0
<b>HARRISON County Total:</b>	<b>1</b>	<b>0</b>	<b>0</b>	<b>2</b>	<b>0</b>	<b>3</b>
<b>JESSAMINE</b>						
Bridgepointe At Ashgrove Woods	0	0	4	5	0	9
Rose Terrace Lodge	0	0	0	0	0	0
Wesley Village	0	0	0	1	0	1
<b>JESSAMINE County Total:</b>	<b>0</b>	<b>0</b>	<b>4</b>	<b>6</b>	<b>0</b>	<b>10</b>
<b>LINCOLN</b>						
Waynesburg Manor	0	0	0	0	0	0
<b>LINCOLN County Total:</b>	<b>0</b>	<b>0</b>	<b>0</b>	<b>0</b>	<b>0</b>	<b>0</b>
<b>MADISON</b>						
Dominion Senior Living of Richmond	0	0	0	3	0	3
Morning Pointe of Richmond	0	1	1	6	0	8
Telford Terrace	0	0	0	0	0	0
<b>MADISON County Total:</b>	<b>0</b>	<b>1</b>	<b>1</b>	<b>9</b>	<b>0</b>	<b>11</b>



**2019 ANNUAL KENTUCKY LONG TERM CARE UTILIZATION AND SERVICE REPORT**

**Table 23 - Facility Resident Death Distribution - Personal Care Beds**

<b>ADD / Facility</b>	<b>Under 65</b>	<b>65-74</b>	<b>75-84</b>	<b>Over 85</b>	<b>Unknown</b>	<b>Total</b>
MERCER						
The Willows at Harrodsburg	0	0	0	0	0	0
<b>MERCER County Total:</b>	<b>0</b>	<b>0</b>	<b>0</b>	<b>0</b>	<b>0</b>	<b>0</b>
POWELL						
Stanton Nursing and Rehabilitation Center	0	0	0	0	0	0
<b>POWELL County Total:</b>	<b>0</b>	<b>0</b>	<b>0</b>	<b>0</b>	<b>0</b>	<b>0</b>
SCOTT						
The Meadows At Windsor Gardens	0	0	1	1	0	2
<b>SCOTT County Total:</b>	<b>0</b>	<b>0</b>	<b>1</b>	<b>1</b>	<b>0</b>	<b>2</b>
WOODFORD						
Taylor Manor Nursing Home	0	0	0	0	0	0
The Homeplace At Midway	0	0	0	0	0	0
<b>WOODFORD County Total:</b>	<b>0</b>	<b>0</b>	<b>0</b>	<b>0</b>	<b>0</b>	<b>0</b>
<b>ADD: 15 Total</b>	<b>1</b>	<b>3</b>	<b>24</b>	<b>75</b>	<b>0</b>	<b>103</b>
<b>Statewide Total</b>	<b>8</b>	<b>18</b>	<b>97</b>	<b>301</b>	<b>11</b>	<b>435</b>

**2019 ANNUAL KENTUCKY LONG TERM CARE UTILIZATION AND SERVICE REPORT**

**Table 24 - Facility Resident Death Distribution - Nursing Home (CCRC) Beds**

<b>ADD / Facility</b>	<b>Under 65</b>	<b>65-74</b>	<b>75-84</b>	<b>Over 85</b>	<b>Unknown</b>	<b>Total</b>
<b>ADD:2</b>						
<b>CHRISTIAN</b>						
Christian Health Center, Hopkinsville	0	0	0	0	0	0
<b>CHRISTIAN County Total:</b>	<b>0</b>	<b>0</b>	<b>0</b>	<b>0</b>	<b>0</b>	<b>0</b>
<b>ADD: 2 Total</b>	<b>0</b>	<b>0</b>	<b>0</b>	<b>0</b>	<b>0</b>	<b>0</b>
<b>ADD:3</b>						
<b>UNION</b>						
Breckinridge Place	0	0	0	6	0	6
<b>UNION County Total:</b>	<b>0</b>	<b>0</b>	<b>0</b>	<b>6</b>	<b>0</b>	<b>6</b>
<b>ADD: 3 Total</b>	<b>0</b>	<b>0</b>	<b>0</b>	<b>6</b>	<b>0</b>	<b>6</b>
<b>ADD:4</b>						
<b>WARREN</b>						
Christian Health Center, Bowling Green	0	0	1	11	0	12
<b>WARREN County Total:</b>	<b>0</b>	<b>0</b>	<b>1</b>	<b>11</b>	<b>0</b>	<b>12</b>
<b>ADD: 4 Total</b>	<b>0</b>	<b>0</b>	<b>1</b>	<b>11</b>	<b>0</b>	<b>12</b>
<b>ADD:5</b>						
<b>MARION</b>						
The Village of Lebanon II	0	0	0	0	0	0
<b>MARION County Total:</b>	<b>0</b>	<b>0</b>	<b>0</b>	<b>0</b>	<b>0</b>	<b>0</b>
<b>NELSON</b>						
Windsor Gardens CCRC	0	0	0	0	0	0
<b>NELSON County Total:</b>	<b>0</b>	<b>0</b>	<b>0</b>	<b>0</b>	<b>0</b>	<b>0</b>
<b>ADD: 5 Total</b>	<b>0</b>	<b>0</b>	<b>0</b>	<b>0</b>	<b>0</b>	<b>0</b>
<b>ADD:6</b>						
<b>JEFFERSON</b>						
Christian Health Center of Louisville	0	0	0	0	0	0
Episcopal Church Home	0	1	1	19	0	21
Louisville Protestant Altenheim	0	0	0	0	0	0
Nazareth Home Clifton	0	0	1	0	0	1
The Forum at Brookside	0	1	6	10	0	17
<b>JEFFERSON County Total:</b>	<b>0</b>	<b>2</b>	<b>8</b>	<b>29</b>	<b>0</b>	<b>39</b>
<b>ADD: 6 Total</b>	<b>0</b>	<b>2</b>	<b>8</b>	<b>29</b>	<b>0</b>	<b>39</b>

**2019 ANNUAL KENTUCKY LONG TERM CARE UTILIZATION AND SERVICE REPORT**

**Table 24 - Facility Resident Death Distribution - Nursing Home (CCRC) Beds**

<b>ADD / Facility</b>	<b>Under 65</b>	<b>65-74</b>	<b>75-84</b>	<b>Over 85</b>	<b>Unknown</b>	<b>Total</b>
<b>ADD:7</b>						
<b>KENTON</b>						
Madonna Manor	0	0	0	0	0	0
<b>KENTON County Total:</b>	<b>0</b>	<b>0</b>	<b>0</b>	<b>0</b>	<b>0</b>	<b>0</b>
<b>ADD: 7 Total</b>	<b>0</b>	<b>0</b>	<b>0</b>	<b>0</b>	<b>0</b>	<b>0</b>
<b>ADD:10</b>						
<b>GREENUP</b>						
Trinity Station Retirement Community	0	0	3	6	0	9
<b>GREENUP County Total:</b>	<b>0</b>	<b>0</b>	<b>3</b>	<b>6</b>	<b>0</b>	<b>9</b>
<b>ADD: 10 Total</b>	<b>0</b>	<b>0</b>	<b>3</b>	<b>6</b>	<b>0</b>	<b>9</b>
<b>ADD:13</b>						
<b>KNOX</b>						
Christian Health Center - Corbin	0	0	0	0	0	0
<b>KNOX County Total:</b>	<b>0</b>	<b>0</b>	<b>0</b>	<b>0</b>	<b>0</b>	<b>0</b>
<b>LAUREL</b>						
Laurel Heights Home for the Elderly	0	0	2	11	0	13
<b>LAUREL County Total:</b>	<b>0</b>	<b>0</b>	<b>2</b>	<b>11</b>	<b>0</b>	<b>13</b>
<b>ADD: 13 Total</b>	<b>0</b>	<b>0</b>	<b>2</b>	<b>11</b>	<b>0</b>	<b>13</b>
<b>ADD:14</b>						
<b>PULASKI</b>						
The Neighborhood Nursing Facility	0	0	1	5	0	6
<b>PULASKI County Total:</b>	<b>0</b>	<b>0</b>	<b>1</b>	<b>5</b>	<b>0</b>	<b>6</b>
<b>ADD: 14 Total</b>	<b>0</b>	<b>0</b>	<b>1</b>	<b>5</b>	<b>0</b>	<b>6</b>
<b>ADD:15</b>						
<b>FAYETTE</b>						
Sayre Christian Village Nursing Home	0	0	1	11	0	12
The Willows at Hamburg	0	0	0	4	0	4
<b>FAYETTE County Total:</b>	<b>0</b>	<b>0</b>	<b>1</b>	<b>15</b>	<b>0</b>	<b>16</b>
<b>HARRISON</b>						
Cedar Ridge Health Campus	0	0	0	6	0	6
<b>HARRISON County Total:</b>	<b>0</b>	<b>0</b>	<b>0</b>	<b>6</b>	<b>0</b>	<b>6</b>
<b>JESSAMINE</b>						
Wesley Village	0	0	0	13	0	13
<b>JESSAMINE County Total:</b>	<b>0</b>	<b>0</b>	<b>0</b>	<b>13</b>	<b>0</b>	<b>13</b>

**2019 ANNUAL KENTUCKY LONG TERM CARE UTILIZATION AND SERVICE REPORT**

**Table 24 - Facility Resident Death Distribution - Nursing Home (CCRC) Beds**

<b>ADD / Facility</b>	<b>Under 65</b>	<b>65-74</b>	<b>75-84</b>	<b>Over 85</b>	<b>Unknown</b>	<b>Total</b>
MADISON						
Telford Terrace	0	0	1	3	0	4
<b>MADISON County Total:</b>	<b>0</b>	<b>0</b>	<b>1</b>	<b>3</b>	<b>0</b>	<b>4</b>
WOODFORD						
The Homeplace At Midway	0	0	0	0	0	0
<b>WOODFORD County Total:</b>	<b>0</b>	<b>0</b>	<b>0</b>	<b>0</b>	<b>0</b>	<b>0</b>
<b>ADD: 15 Total</b>	<b>0</b>	<b>0</b>	<b>2</b>	<b>37</b>	<b>0</b>	<b>39</b>
<b>Statewide Total</b>	<b>0</b>	<b>2</b>	<b>17</b>	<b>105</b>	<b>0</b>	<b>124</b>

## 2019 ANNUAL KENTUCKY LONG TERM CARE UTILIZATION AND SERVICE REPORT

### Table 25 - Facility Resident Death Distribution - Nursing Home (Non-CCRC) Beds

ADD / Facility	Under 65	65-74	75-84	Over 85	Unknown	Total
<b>ADD:3</b>						
<b>DAVISS</b>						
Hermitage Care and Rehabilitation Center	0	0	0	5	0	5
<b>DAVISS County Total:</b>	<b>0</b>	<b>0</b>	<b>0</b>	<b>5</b>	<b>0</b>	<b>5</b>
<b>WEBSTER</b>						
Shemwell Nursing Home	0	0	0	0	0	0
<b>WEBSTER County Total:</b>	<b>0</b>	<b>0</b>	<b>0</b>	<b>0</b>	<b>0</b>	<b>0</b>
<b>ADD: 3 Total</b>	<b>0</b>	<b>0</b>	<b>0</b>	<b>5</b>	<b>0</b>	<b>5</b>
<b>ADD:4</b>						
<b>WARREN</b>						
Christian Health Center, Bowling Green	0	0	0	0	0	0
<b>WARREN County Total:</b>	<b>0</b>	<b>0</b>	<b>0</b>	<b>0</b>	<b>0</b>	<b>0</b>
<b>ADD: 4 Total</b>	<b>0</b>	<b>0</b>	<b>0</b>	<b>0</b>	<b>0</b>	<b>0</b>
<b>ADD:5</b>						
<b>MARION</b>						
The Village of Lebanon II	0	0	5	6	0	11
<b>MARION County Total:</b>	<b>0</b>	<b>0</b>	<b>5</b>	<b>6</b>	<b>0</b>	<b>11</b>
<b>ADD: 5 Total</b>	<b>0</b>	<b>0</b>	<b>5</b>	<b>6</b>	<b>0</b>	<b>11</b>
<b>ADD:7</b>						
<b>KENTON</b>						
Madonna Manor	0	0	0	0	0	0
<b>KENTON County Total:</b>	<b>0</b>	<b>0</b>	<b>0</b>	<b>0</b>	<b>0</b>	<b>0</b>
<b>ADD: 7 Total</b>	<b>0</b>	<b>0</b>	<b>0</b>	<b>0</b>	<b>0</b>	<b>0</b>
<b>ADD:15</b>						
<b>BOURBON</b>						
Bourbon Heights	0	2	9	2	0	13
<b>BOURBON County Total:</b>	<b>0</b>	<b>2</b>	<b>9</b>	<b>2</b>	<b>0</b>	<b>13</b>
<b>FAYETTE</b>						
Mayfair Manor	0	0	0	0	0	0
The Willows at Hamburg	0	0	0	0	0	0
<b>FAYETTE County Total:</b>	<b>0</b>	<b>0</b>	<b>0</b>	<b>0</b>	<b>0</b>	<b>0</b>
<b>MERCER</b>						
The Willows at Harrodsburg	0	0	0	0	0	0
<b>MERCER County Total:</b>	<b>0</b>	<b>0</b>	<b>0</b>	<b>0</b>	<b>0</b>	<b>0</b>
<b>WOODFORD</b>						
Taylor Manor Nursing Home	0	0	3	13	0	16
The Homeplace At Midway	0	0	0	0	0	0
<b>WOODFORD County Total:</b>	<b>0</b>	<b>0</b>	<b>3</b>	<b>13</b>	<b>0</b>	<b>16</b>
<b>ADD: 15 Total</b>	<b>0</b>	<b>2</b>	<b>12</b>	<b>15</b>	<b>0</b>	<b>29</b>
<b>Statewide Total</b>	<b>0</b>	<b>2</b>	<b>17</b>	<b>26</b>	<b>0</b>	<b>45</b>

## 2019 ANNUAL KENTUCKY LONG TERM CARE UTILIZATION AND SERVICE REPORT

### Table 26 - Facility Resident Death Distribution - Intermediate Care Beds

ADD / Facility	Under 65	65-74	75-84	Over 85	Unknown	Total
<b>ADD:3</b>						
<b>WEBSTER</b>						
Shemwell Nursing Home	0	0	0	0	0	0
<b>WEBSTER County Total:</b>	<b>0</b>	<b>0</b>	<b>0</b>	<b>0</b>	<b>0</b>	<b>0</b>
<b>ADD: 3 Total</b>	<b>0</b>	<b>0</b>	<b>0</b>	<b>0</b>	<b>0</b>	<b>0</b>
<b>ADD:4</b>						
<b>WARREN</b>						
Christian Health Center, Bowling Green	0	0	0	2	0	2
<b>WARREN County Total:</b>	<b>0</b>	<b>0</b>	<b>0</b>	<b>2</b>	<b>0</b>	<b>2</b>
<b>ADD: 4 Total</b>	<b>0</b>	<b>0</b>	<b>0</b>	<b>2</b>	<b>0</b>	<b>2</b>
<b>ADD:6</b>						
<b>JEFFERSON</b>						
Eastern Star Home in KY	1	0	1	4	0	6
Louisville Protestant Altenheim	0	1	7	5	0	13
The Forum at Brookside	0	0	0	1	0	1
<b>JEFFERSON County Total:</b>	<b>1</b>	<b>1</b>	<b>8</b>	<b>10</b>	<b>0</b>	<b>20</b>
<b>ADD: 6 Total</b>	<b>1</b>	<b>1</b>	<b>8</b>	<b>10</b>	<b>0</b>	<b>20</b>
<b>ADD:15</b>						
<b>HARRISON</b>						
Cedar Ridge Health Campus	0	0	1	0	0	1
<b>HARRISON County Total:</b>	<b>0</b>	<b>0</b>	<b>1</b>	<b>0</b>	<b>0</b>	<b>1</b>
<b>JESSAMINE</b>						
Wesley Village	0	0	0	0	0	0
<b>JESSAMINE County Total:</b>	<b>0</b>	<b>0</b>	<b>0</b>	<b>0</b>	<b>0</b>	<b>0</b>
<b>MADISON</b>						
Telford Terrace	0	1	0	0	0	1
<b>MADISON County Total:</b>	<b>0</b>	<b>1</b>	<b>0</b>	<b>0</b>	<b>0</b>	<b>1</b>
<b>WOODFORD</b>						
Taylor Manor Nursing Home	0	0	0	2	0	2
<b>WOODFORD County Total:</b>	<b>0</b>	<b>0</b>	<b>0</b>	<b>2</b>	<b>0</b>	<b>2</b>
<b>ADD: 15 Total</b>	<b>0</b>	<b>1</b>	<b>1</b>	<b>2</b>	<b>0</b>	<b>4</b>
<b>Statewide Total</b>	<b>1</b>	<b>2</b>	<b>9</b>	<b>14</b>	<b>0</b>	<b>26</b>

**2019 ANNUAL KENTUCKY LONG TERM CARE UTILIZATION AND SERVICE REPORT**

**Table 27 - Facility Resident Death Distribution - Alzheimer Facility Beds**

<b>ADD / Facility</b>	<b>Under 65</b>	<b>65-74</b>	<b>75-84</b>	<b>Over 85</b>	<b>Unknown</b>	<b>Total</b>
<b>ADD:3</b>						
<b>DAVIESS</b>						
Wellington Parc of Owensboro	0	4	2	16	0	22
<b>DAVIESS County Total:</b>	<b>0</b>	<b>4</b>	<b>2</b>	<b>16</b>	<b>0</b>	<b>22</b>
<b>ADD: 3 Total</b>	<b>0</b>	<b>4</b>	<b>2</b>	<b>16</b>	<b>0</b>	<b>22</b>
<b>ADD:4</b>						
<b>WARREN</b>						
Magnolia Village Care	0	0	2	14	0	16
<b>WARREN County Total:</b>	<b>0</b>	<b>0</b>	<b>2</b>	<b>14</b>	<b>0</b>	<b>16</b>
<b>ADD: 4 Total</b>	<b>0</b>	<b>0</b>	<b>2</b>	<b>14</b>	<b>0</b>	<b>16</b>
<b>Statewide Total</b>	<b>0</b>	<b>4</b>	<b>4</b>	<b>30</b>	<b>0</b>	<b>38</b>

**2019 ANNUAL KENTUCKY LONG TERM CARE UTILIZATION AND SERVICE REPORT**

**Table 28 - Facility Resident Death Distribution - ICF/IID Beds**

<b>ADD / Facility</b>	<b>Under 65</b>	<b>65-74</b>	<b>75-84</b>	<b>Over 85</b>	<b>Unknown</b>	<b>Total</b>
<b>ADD:2</b>						
<b>CHRISTIAN</b>						
Outwood ICF/IID	1	1	0	0	0	2
<b>CHRISTIAN County Total:</b>	<b>1</b>	<b>1</b>	<b>0</b>	<b>0</b>	<b>0</b>	<b>2</b>
<b>ADD: 2 Total</b>	<b>1</b>	<b>1</b>	<b>0</b>	<b>0</b>	<b>0</b>	<b>2</b>
<b>ADD:3</b>						
<b>DAVISS</b>						
Wendell Foster's Campus for Developmental	3	0	0	0	0	3
<b>DAVISS County Total:</b>	<b>3</b>	<b>0</b>	<b>0</b>	<b>0</b>	<b>0</b>	<b>3</b>
<b>ADD: 3 Total</b>	<b>3</b>	<b>0</b>	<b>0</b>	<b>0</b>	<b>0</b>	<b>3</b>
<b>ADD:6</b>						
<b>BULLITT</b>						
Meadows ICF/IID	0	0	0	0	0	0
<b>BULLITT County Total:</b>	<b>0</b>	<b>0</b>	<b>0</b>	<b>0</b>	<b>0</b>	<b>0</b>
<b>HENRY</b>						
Cedar Lake Lodge Park Place I	0	0	0	0	0	0
Cedar Lake Lodge Park Place II	0	0	0	0	0	0
<b>HENRY County Total:</b>	<b>0</b>	<b>0</b>	<b>0</b>	<b>0</b>	<b>0</b>	<b>0</b>
<b>JEFFERSON</b>						
Bingham Gardens	0	0	0	0	0	0
Del Maria ICF/IID	0	0	0	0	0	0
Hazelwood Center	2	0	0	0	0	2
<b>JEFFERSON County Total:</b>	<b>2</b>	<b>0</b>	<b>0</b>	<b>0</b>	<b>0</b>	<b>2</b>
<b>OLDHAM</b>						
Cedar Lake Lodge	2	0	0	0	0	2
Cedar Lake Lodge Sycamore Run I	0	0	0	0	0	0
Cedar Lake Lodge Sycamore Run II	0	0	0	0	0	0
Windsong ICF/IID	0	0	0	0	0	0
<b>OLDHAM County Total:</b>	<b>2</b>	<b>0</b>	<b>0</b>	<b>0</b>	<b>0</b>	<b>2</b>
<b>ADD: 6 Total</b>	<b>4</b>	<b>0</b>	<b>0</b>	<b>0</b>	<b>0</b>	<b>4</b>
<b>ADD:14</b>						
<b>PULASKI</b>						
Oakwood ICF/IID Unit 1	1	0	0	0	0	1



2019 ANNUAL KENTUCKY LONG TERM CARE UTILIZATION AND SERVICE REPORT

Table 28 - Facility Resident Death Distribution - ICF/IID Beds

ADD / Facility	Under 65	65-74	75-84	Over 85	Unknown	Total
Oakwood ICF/IID Unit 2	1	0	0	0	0	1
Oakwood ICF/IID Unit 3	0	0	0	0	0	0
Oakwood ICF/IID Unit 4	0	0	0	0	0	0
<b>PULASKI County Total:</b>	<b>2</b>	<b>0</b>	<b>0</b>	<b>0</b>	<b>0</b>	<b>2</b>
<b>ADD: 14 Total</b>	<b>2</b>	<b>0</b>	<b>0</b>	<b>0</b>	<b>0</b>	<b>2</b>
<b>Statewide Total</b>	<b>10</b>	<b>1</b>	<b>0</b>	<b>0</b>	<b>0</b>	<b>11</b>

*Kentucky Annual  
Long-Term Care Services Report*



*Section V  
Nursing Facility by ADD*

## 2019 ANNUAL KENTUCKY LONG TERM CARE UTILIZATION AND SERVICE REPORT

### Table 29 - Nursing Facility By ADD

ADD / Facility	Licensed Beds	Beds In Opration	Beginning Census	Admissions	Discharges	Deaths	Ending Census	Total Patient Days	Occupancy Percentage
<b>ADD:1</b>									
Baptist Health Paducah	24	0	0	0	0	0	0	0	0.00%
Calvert City Convalescent Center	95	95	80	96	52	42	82	28,908	83.37%
Clinton Hickman County Nursing Facility	46	46	45	70	54	18	43	15,774	93.95%
Clinton Place	88	88	68	134	116	20	66	24,090	75.00%
Concordia Healthcare Center-Heritage Manor	85	85	67	137	136	13	55	20,564	66.28%
Countryside Center	53	53	47	95	83	18	41	16,057	83.00%
Fulton Nursing and Rehab	60	60	44	113	103	16	38	15,431	70.46%
Green Acres Health Care	73	73	62	109	87	25	59	23,345	87.61%
Lake Way Nursing and Rehabilitation Center	96	96	77	145	109	28	85	31,216	89.09%
Life Care Center of LaCenter	70	70	48	112	91	21	48	18,840	73.74%
Mills Health and Rehab Center	98	98	90	235	207	23	95	32,753	91.57%
Oakview Nursing and Rehabilitation Center	100	100	70	104	78	30	66	26,742	73.27%
Parkview Nursing and Rehabilitation Center	228	228	210	570	525	55	200	74,685	89.74%
River Haven Nursing and Rehab	103	103	62	65	49	8	70	22,907	60.93%
Spring Creek Health Care	226	226	129	417	378	52	116	46,689	56.60%
Stonecreek Health and Rehab	86	86	80	225	201	25	79	28,869	91.97%
Superior Care Home	108	108	92	540	539	20	73	36,645	92.96%
<b>ADD: 1 Total</b>	<b>1,639</b>	<b>1,615</b>	<b>1,271</b>	<b>3,167</b>	<b>2,808</b>	<b>414</b>	<b>1,216</b>	<b>463,515</b>	<b>77.48%</b>
<b>ADD:2</b>									
Baptist Health Madisonville	20	0	0	0	0	0	0	0	0.00%
Bradford Heights Health & Rehab Center	100	100	68	315	280	16	87	31,194	85.46%
Brighton Cornerstone Health Care	66	66	52	71	59	10	54	18,841	78.21%
Christian Care Center of Kuttawa	65	65	62	128	114	26	50	19,466	82.05%
Christian Health Center, Hopkinsville	112	112	103	293	247	42	107	37,915	92.75%
Christian Heights Nursing and Rehabilitation	60	60	39	123	105	6	51	15,797	72.13%
Concordia Nusing and Rehabilitation-Maple	97	97	93	163	156	7	93	33,502	94.63%
Covington Convalescent Center	72	72	67	71	49	23	66	23,524	89.51%
Crittenden County Health and Rehabilitation	101	101	76	69	44	28	73	28,430	77.12%
Dawson Springs Health And Rehab Ctr	59	59	57	25	19	9	54	19,730	91.62%
Diversicare of Greenville	62	62	60	73	69	5	59	21,265	93.97%
Hearthstone Place	60	60	51	107	87	16	55	19,616	89.57%
Hillside Center	71	71	50	152	125	20	57	19,108	73.73%
Joseph Eddie Ballard Western Kentucky	156	156	87	36	2	31	90	32,226	56.60%

## 2019 ANNUAL KENTUCKY LONG TERM CARE UTILIZATION AND SERVICE REPORT

### Table 29 - Nursing Facility By ADD

ADD / Facility	Licensed Beds	Beds In Opration	Beginning Censur	Admissions	Discharges	Deaths	Ending Censur	Total Patient Days	Occupancy Percentage
Madisonville Health and Rehabilitation	94	94	82	249	205	37	89	30,271	88.23%
Owensboro Health Muhlenberg Community	45	45	42	163	136	24	45	15,176	92.40%
Princeton Health and Rehab Center	104	104	66	163	139	20	70	25,214	66.42%
Ridgewood Terrace Nursing Home	110	110	102	207	167	37	105	37,192	92.63%
River's Bend Retirement Community	40	40	37	66	50	19	34	13,538	92.73%
Salem Springlake Health and Rehabilitation	75	75	57	62	52	19	48	18,707	68.34%
Shady Lawn Nursing and Rehabilitation Center	50	50	36	61	43	17	37	13,369	73.25%
Tradewater Pointe	60	60	47	46	37	12	44	16,257	74.23%
Western State Nursing Facility	144	144	96	17	9	9	95	33,827	64.36%
<b>ADD: 2 Total</b>	<b>1,823</b>	<b>1,803</b>	<b>1,430</b>	<b>2,660</b>	<b>2,194</b>	<b>433</b>	<b>1,463</b>	<b>524,165</b>	<b>78.78%</b>
<b>ADD:3</b>									
Beaver Dam Nursing and Rehab Center	58	58	56	101	85	15	57	20,286	95.82%
Breckinridge Place	16	16	15	3	2	1	15	5,774	98.87%
Carmel Home	36	36	36	25	11	14	36	12,968	98.69%
Fordsville Nursing and Rehabilitation Center	67	67	57	51	38	12	58	21,382	87.43%
Heartland Villa Care and Rehabilitation Center	45	45	42	67	44	23	42	15,296	93.13%
Henderson Nursing and Rehabilitation Center	90	90	51	137	100	21	67	21,673	65.98%
Hermitage Care and Rehabilitation Center	70	70	49	100	60	35	54	19,710	77.14%
Morganfield Nursing and Rehabilitation Center	60	60	44	103	77	18	52	18,853	86.09%
Owensboro Center	145	141	124	209	181	38	114	43,759	82.68%
Redbanks	222	222	174	352	302	57	167	65,448	80.77%
Redbanks Colonial Terrace	87	87	70	64	43	24	67	25,895	81.55%
Riverside Care & Rehab Ctr	79	79	59	79	52	19	67	23,417	81.21%
Signature Healthcare at Hillcrest	156	156	116	328	256	53	135	46,241	81.21%
Signature Healthcare of Hartford Rehab and	110	110	88	149	110	32	95	34,932	87.00%
The Transitional Care Center of Owensboro	30	30	18	520	522	4	12	5,948	54.32%
Twin Rivers Nursing and Rehab Center	132	132	107	172	146	34	99	36,339	75.42%
Wellington Parc of Owensboro	20	20	20	11	4	7	20	7,196	98.58%
<b>ADD: 3 Total</b>	<b>1,423</b>	<b>1,419</b>	<b>1,126</b>	<b>2,471</b>	<b>2,033</b>	<b>407</b>	<b>1,157</b>	<b>425,117</b>	<b>81.85%</b>
<b>ADD:4</b>									
Auburn Health Care	66	66	45	61	43	8	55	18,998	78.86%
Barren County Nursing and Rehab	94	94	78	180	139	33	86	31,226	91.01%
Bowling Green Nursing and Rehabilitation	66	66	59	116	104	12	59	21,056	87.41%
Cal Turner Rehab and Specialty Care	110	110	104	104	55	45	108	39,112	97.41%

## 2019 ANNUAL KENTUCKY LONG TERM CARE UTILIZATION AND SERVICE REPORT

### Table 29 - Nursing Facility By ADD

ADD / Facility	Licensed Beds	Beds In Opration	Beginning Census	Admissions	Discharges	Deaths	Ending Census	Total Patient Days	Occupancy Percentage
Christian Health Center, Bowling Green	22	22	17	221	212	8	18	6,236	77.66%
Colonial Center	48	48	44	103	104	5	38	15,969	91.15%
Creekwood Place Nursing and Rehab Center	104	104	93	264	232	28	97	35,355	93.14%
Edmonson Center	74	74	69	94	68	23	72	25,805	95.54%
Franklin-Simpson Nursing and Rehabilitation	98	98	83	279	246	24	92	30,847	86.24%
Glasgow State Nursing Facility	100	75	67	23	11	16	63	23,734	65.02%
Glenview Health Care Facility	60	60	58	47	35	17	53	20,197	92.22%
Greenwood Nursing and Rehabilitation	128	128	127	619	566	58	122	44,719	95.72%
Hopkins Center	50	50	49	63	48	20	44	16,556	90.72%
Metcalfe Health Care Center	71	71	65	115	94	17	69	24,301	93.77%
Morgantown Care and Rehabilitation Center	122	122	115	172	135	42	110	44,530	100.00%
NHC HealthCare, Glasgow	194	194	163	345	259	71	178	63,762	90.05%
Signature Healthcare Bowling Green	176	176	130	216	168	33	145	49,788	77.50%
Signature Healthcare of Glasgow	68	68	61	97	73	20	65	22,955	92.49%
Signature Healthcare of Hart County	104	104	90	127	85	36	96	34,224	90.16%
Signature HealthCare of Monroe County	104	104	102	132	112	21	101	35,597	93.78%
T J Samson Community Hospital Skilled	16	16	9	237	235	0	11	3,465	59.33%
<b>ADD: 4 Total</b>	<b>1,875</b>	<b>1,850</b>	<b>1,628</b>	<b>3,615</b>	<b>3,024</b>	<b>537</b>	<b>1,682</b>	<b>608,432</b>	<b>88.90%</b>
<b>ADD:5</b>									
Brandenburg Nursing and Rehabilitation	57	57	54	115	92	29	48	18,339	88.15%
Breckinridge Memorial Nursing Facility	18	18	18	6	1	5	18	6,522	99.27%
Cedars Of Lebanon Nursing Center	81	81	55	54	42	12	55	19,462	65.83%
Elizabethtown Nursing and Rehab	65	65	55	152	120	28	59	21,790	91.84%
Flaget Memorial Hospital NF	12	12	5	265	260	3	7	3,123	71.30%
Grayson Manor	72	72	64	100	77	24	63	24,839	94.52%
Hardinsburg Nursing and Rehabilitation	63	63	59	85	65	17	62	21,745	94.56%
Helmwood Healthcare Center	60	60	54	189	159	31	53	19,710	90.00%
Kensington Center	82	82	76	337	313	24	76	28,055	93.74%
Landmark of Bardstown Rehab and Nursing	100	100	70	249	221	25	73	27,445	75.19%
Loretto Motherhouse Infirmary	55	55	49	21	9	10	51	17,614	87.74%
Nursing Facility of Hardin Memorial Hospital	15	15	10	323	322	0	11	4,117	75.20%
Radcliff Veterans Center	120	120	49	53	3	26	73	24,045	54.90%
Sansbury Care Center	48	48	47	25	17	12	43	16,153	92.20%
Signature Healthcare At Colonial Rehab	65	65	56	182	146	38	54	21,287	89.72%

**2019 ANNUAL KENTUCKY LONG TERM CARE UTILIZATION AND SERVICE REPORT**

**Table 29 - Nursing Facility By ADD**

<b>ADD / Facility</b>	<b>Licensed Beds</b>	<b>Beds In Opration</b>	<b>Beginning Census</b>	<b>Admissions</b>	<b>Discharges</b>	<b>Deaths</b>	<b>Ending Census</b>	<b>Total Patient Days</b>	<b>Occupancy Percentage</b>
Signature Healthcare at North Hardin Rehab	148	148	112	393	341	43	121	43,604	80.72%
Signature Healthcare of Elizabethtown	112	104	90	280	259	29	82	31,301	76.57%
Spring View Health and Rehab Center	71	71	63	167	150	12	68	23,952	92.43%
Springfield Nursing and Rehabilitation Center	70	70	61	115	111	6	59	22,045	86.28%
Sunrise Manor Nursing Home	137	137	116	423	352	64	123	45,665	91.32%
Village of Lebanon II	16	16	15	5	0	5	15	5,694	97.50%
<b>ADD: 5 Total</b>	<b>1,467</b>	<b>1,459</b>	<b>1,178</b>	<b>3,539</b>	<b>3,060</b>	<b>443</b>	<b>1,214</b>	<b>446,507</b>	<b>83.39%</b>
<b>ADD:6</b>									
Baptist Health La Grange	30	24	10	154	145	12	7	4,193	38.29%
Bedrock HC at Green Meadows	122	122	86	159	120	37	88	31,544	70.84%
Cherokee Park Rehabilitation	84	84	72	272	265	10	69	29,889	97.49%
Christian Health Center of Louisville	118	118	99	375	343	25	106	38,391	89.14%
Clifton Oaks Care Center	110	110	72	125	92	9	96	27,802	69.25%
Crestview Center	58	58	57	200	181	21	55	20,213	95.48%
Diversicare of Seneca Place	107	107	80	138	103	13	102	36,514	93.49%
Episcopal Church Home	93	93	74	477	310	156	85	29,260	86.20%
Essex Nursing and Rehabilitation Center	128	128	100	225	167	48	110	39,428	84.39%
Forest Springs Health Campus	58	58	49	378	366	16	45	17,204	81.27%
Franciscan Health Care Center	85	85	79	733	693	38	81	29,017	93.53%
Friendship Health and Rehab	128	128	118	82	37	41	122	42,487	90.94%
Glen Ridge Health Campus	70	64	58	721	695	18	66	21,228	83.08%
Highlands Nursing and Rehabilitation Center	154	154	111	185	125	24	147	52,221	92.90%
Hillcreek Rehabilitation and Care	172	172	148	194	201	20	121	49,378	78.65%
Home of the Innocents	76	76	76	54	53	2	75	27,363	98.64%
Jeffersontown Rehabilitation	98	98	77	278	250	23	82	31,467	87.97%
Kindred Hospital - Louisville	47	44	43	57	44	14	42	14,301	83.36%
Klondike Center	62	62	55	120	109	10	56	21,044	92.99%
Landmark of Iroquois Park and Nursing Center	120	120	96	183	144	34	101	36,107	82.44%
Landmark of Louisville Rehab and Nursing	252	252	209	580	526	37	226	79,171	86.07%
Landmark of River City Rehabilitation and	92	92	84	152	142	21	73	29,306	87.27%
Little Sisters of the Poor	35	35	32	14	4	10	32	12,413	97.17%
Lyndon Woods Care & Rehabilitation	145	145	114	110	104	18	102	39,621	74.86%
Masonic Home of Louisville	167	167	131	985	887	64	165	50,487	82.83%
Masonic Home of Shelbyville	117	111	86	407	382	34	77	28,891	67.65%

## 2019 ANNUAL KENTUCKY LONG TERM CARE UTILIZATION AND SERVICE REPORT

### Table 29 - Nursing Facility By ADD

ADD / Facility	Licensed Beds	Beds In Operation	Beginning Census	Admissions	Discharges	Deaths	Ending Census	Total Patient Days	Occupancy Percentage
Nazareth Home	118	118	110	644	532	112	110	40,150	93.22%
Nazareth Home Clifton	115	115	101	513	474	57	83	35,222	83.91%
New Castle Nursing and Rehab	60	60	51	68	47	16	56	20,569	93.92%
Park Terrace Health Campus	88	88	72	756	724	26	78	26,280	81.82%
Providence Richwood	120	120	99	156	107	37	111	36,968	84.40%
Providence Louisville East Post Acute	178	178	140	318	238	51	169	58,410	89.90%
Regency Rehabilitation and Nursing Center	110	110	106	241	241	17	89	37,018	92.20%
Regis Woods Care and Rehabilitation Center	186	186	171	284	288	23	144	58,207	85.74%
Rivers Edge Nursing and Rehabilitation Center	91	91	84	68	49	12	91	31,226	94.01%
Signature Health Care of East Louisville	128	128	115	494	474	35	100	41,334	88.47%
Signature Health Care of South Louisville	100	100	89	651	611	49	80	32,241	88.33%
Signature Health Care of Spencer County	120	120	88	189	140	42	95	35,301	80.60%
Signature Health Care of Trimble County	60	58	47	59	51	12	43	16,904	77.19%
Signature Healthcare At Jefferson Manor	100	97	69	192	142	36	83	29,054	79.60%
Signature Healthcare at Jefferson Place	95	95	78	647	635	30	60	26,513	76.46%
Signature Healthcare At Rockford Rehab	110	110	98	318	296	25	95	34,114	84.97%
Signature Healthcare at St's Mary & Elizabeth	20	20	16	484	475	6	19	6,396	87.62%
Signature Healthcare At Summerfield Rehab	165	161	109	468	417	26	134	46,001	76.38%
Springhurst Health and Rehab	90	90	79	122	137	24	40	21,069	64.14%
St Matthews Care Center	125	125	118	276	269	17	108	40,636	89.07%
Sycamore Heights Health and Rehab	96	96	65	124	102	24	63	22,995	65.63%
The Forum at Brookside	40	40	30	116	111	9	26	9,490	65.00%
Treyton Oaks Towers	60	60	41	164	144	20	41	15,780	72.05%
Valhalla Post Acute	130	130	94	662	613	24	119	39,907	84.10%
Wesley Manor	68	64	55	110	61	43	61	22,933	92.40%
Westminster Terrace	112	104	89	177	146	26	94	34,247	83.77%
Westport Place Health Campus	62	62	50	531	498	25	58	19,897	87.92%
<b>ADD: 6 Total</b>	<b>5,475</b>	<b>5,433</b>	<b>4,480</b>	<b>16,190</b>	<b>14,510</b>	<b>1,579</b>	<b>4,581</b>	<b>1,677,802</b>	<b>83.96%</b>
<b>ADD:7</b>									
Boonespring Transitional Care Center	143	143	0	416	278	17	121	25,053	58.01%
Bridgepoint Care and Rehabilitation Center	151	151	137	312	289	29	131	50,575	91.76%
Carmel Manor	95	95	87	189	141	61	74	29,743	85.78%
Coldspring Transitional Care Center	143	143	127	468	410	68	117	45,541	87.25%
Emerald Trace	54	54	43	440	413	26	44	16,048	81.42%

**2019 ANNUAL KENTUCKY LONG TERM CARE UTILIZATION AND SERVICE REPORT**

**Table 29 - Nursing Facility By ADD**

<b>ADD / Facility</b>	<b>Licensed Beds</b>	<b>Beds In Opration</b>	<b>Beginning Census</b>	<b>Admissions</b>	<b>Discharges</b>	<b>Deaths</b>	<b>Ending Census</b>	<b>Total Patient Days</b>	<b>Occupancy Percentage</b>
Florence Park Care Center	150	150	144	285	187	132	110	46,920	85.70%
Gallatin Nursing and Rehab	120	120	94	135	86	32	111	37,006	84.49%
Grant Center	95	95	91	175	155	18	93	33,191	95.72%
Highlandspring of Ft Thomas	140	140	131	533	502	47	115	46,148	90.31%
Madonna Manor	59	59	55	257	232	28	52	19,885	92.34%
Owenton Center	100	100	98	143	126	21	94	34,746	95.19%
River Valley Nursing Home	60	60	59	61	36	27	57	21,005	95.91%
Rosedale Green	176	176	167	119	48	72	166	61,628	95.93%
Signature Healthcare of Carrollton Rehab	78	78	65	93	74	18	66	24,850	87.28%
St Elizabeth Florence SNF	16	16	16	318	318	2	14	5,453	93.37%
St Elizabeth FT Thomas SNF	26	26	15	374	371	2	16	5,975	62.96%
The Pavilion at Kenton	82	82	75	168	156	13	74	27,673	92.46%
The Seasons at Alexandria	117	117	114	292	259	43	104	40,967	95.93%
Village Care Center	100	100	88	176	145	28	91	34,245	93.82%
Villaspring of Erlanger	140	140	138	777	742	39	134	41,286	80.79%
Woodcrest Nursing and Rehabilitation Center	127	127	99	149	115	24	109	36,334	78.38%
<b>ADD: 7 Total</b>	<b>2,172</b>	<b>2,172</b>	<b>1,843</b>	<b>5,880</b>	<b>5,083</b>	<b>747</b>	<b>1,893</b>	<b>684,272</b>	<b>87.31%</b>
<b>ADD:8</b>									
Bracken County Nursing and Rehabilitation	32	32	25	58	46	11	26	9,283	79.48%
Maysville Nursing and Rehabilitation Facility	130	130	114	314	226	79	123	41,981	88.47%
Pioneer Trace Nursing Home	92	92	79	75	58	18	78	28,709	85.49%
Robertson County Health Care Facility	60	60	56	74	55	20	55	20,157	92.04%
Vanceburg Rehabilitation and Care	94	94	89	112	94	17	90	32,850	95.74%
<b>ADD: 8 Total</b>	<b>408</b>	<b>408</b>	<b>363</b>	<b>633</b>	<b>479</b>	<b>145</b>	<b>372</b>	<b>132,980</b>	<b>89.30%</b>
<b>ADD:9</b>									
Edgewood Estates	60	60	55	38	24	13	56	20,949	95.66%
Life Care Center of Morehead	97	96	93	127	111	22	87	33,444	94.46%
Ridgeway Nursing and Rehabilitation	99	99	92	117	104	14	91	34,160	94.53%
St Claire Medical Center TCU	10	10	5	231	190	41	5	2,364	64.77%
West Liberty Nursing and Rehabilitation Center	48	48	44	45	34	9	46	15,852	90.48%
Windsor Care Center	144	144	134	306	268	40	132	48,225	91.75%
<b>ADD: 9 Total</b>	<b>458</b>	<b>457</b>	<b>423</b>	<b>864</b>	<b>731</b>	<b>139</b>	<b>417</b>	<b>154,994</b>	<b>92.72%</b>
<b>ADD:10</b>									
Boyd Nursing and Rehabilitation Center	60	60	57	44	41	12	48	1,698	7.75%



**2019 ANNUAL KENTUCKY LONG TERM CARE UTILIZATION AND SERVICE REPORT**

**Table 29 - Nursing Facility By ADD**

<b>ADD / Facility</b>	<b>Licensed Beds</b>	<b>Beds In Opration</b>	<b>Beginning Census</b>	<b>Admissions</b>	<b>Discharges</b>	<b>Deaths</b>	<b>Ending Census</b>	<b>Total Patient Days</b>	<b>Occupancy Percentage</b>
Carter Nursing and Rehabilitation Center	120	120	113	197	164	29	117	41,506	94.76%
Elliott Nursing and Rehabilitation Center	75	75	69	79	57	25	66	24,716	90.29%
King's Daughters Medical Center	20	20	17	352	359	0	10	5,450	74.66%
Kingsbrook Lifecare Center	137	137	129	505	474	36	124	47,406	94.80%
Oakmont Manor	85	85	84	298	287	10	85	30,016	96.75%
South Shore Nursing and Rehabilitation Center	60	60	53	80	64	19	50	17,953	81.98%
The Jordan Center	104	104	83	76	53	18	88	33,829	89.12%
Woodland Oaks Health Care Facility	110	110	107	257	219	38	107	38,857	96.78%
Wurland Nursing and Rehabilitation Center	126	124	110	203	196	17	100	38,514	83.74%
<b>ADD: 10 Total</b>	<b>897</b>	<b>895</b>	<b>822</b>	<b>2,091</b>	<b>1,914</b>	<b>204</b>	<b>795</b>	<b>279,945</b>	<b>85.50%</b>
<b>ADD:11</b>									
Good Shepherd Community Nursing Center	118	118	87	274	255	17	89	30,928	71.81%
Highlands ARH Regional Medical Center	18	0	0	0	0	0	0	0	0.00%
Landmark of Elkhorn City Rehabilitation	106	106	83	149	132	18	82	32,342	83.59%
Martin County Health Care Facility	65	65	54	128	102	18	62	22,020	92.81%
Mountain Manor of Paintsville	126	126	102	234	209	16	111	38,445	83.59%
Parkview Nursing and Rehabilitation Center	120	120	106	271	238	34	105	39,434	90.03%
Pikeville Nursing and Rehab Center	106	106	87	198	177	30	78	30,249	78.18%
Prestonsburg Health Care Center	56	54	52	186	176	13	49	17,885	87.50%
Riverview Health Care Center	121	121	118	96	70	26	118	42,259	95.68%
Salyersville Nursing and Rehabilitation Center	142	136	115	257	233	24	115	42,352	81.71%
Williamson ARH Nursing Facility	35	35	25	117	113	12	17	8,299	64.96%
<b>ADD: 11 Total</b>	<b>1,013</b>	<b>987</b>	<b>829</b>	<b>1,910</b>	<b>1,705</b>	<b>208</b>	<b>826</b>	<b>304,213</b>	<b>82.28%</b>
<b>ADD:12</b>									
Hazard Health and Rehabilitation Center	200	200	192	342	310	39	185	68,341	93.62%
Hyden Health and Rehabilitation Center	94	94	92	163	153	10	92	33,180	96.71%
Knott County Health and Rehabilitation Center	92	92	90	106	90	19	87	32,337	96.30%
Lee County Care and Rehabilitation Center	109	109	107	153	130	23	107	37,960	95.41%
Letcher Manor	142	142	127	307	304	6	124	46,611	89.93%
Nim Henson Geriatric Center	120	120	63	80	64	15	64	22,892	52.26%
Owsley County Health Care Center	95	95	86	99	81	23	81	31,446	90.69%
Paul E Patton Eastern Ky Veterans Center	120	120	107	43	14	23	113	39,643	90.51%
Wolfe County Health and Rehabilitation Center	100	100	97	96	75	22	96	35,409	97.01%
<b>ADD: 12 Total</b>	<b>1,072</b>	<b>1,072</b>	<b>961</b>	<b>1,389</b>	<b>1,221</b>	<b>180</b>	<b>949</b>	<b>347,819</b>	<b>88.89%</b>

**2019 ANNUAL KENTUCKY LONG TERM CARE UTILIZATION AND SERVICE REPORT**

**Table 29 - Nursing Facility By ADD**

<b>ADD / Facility</b>	<b>Licensed Beds</b>	<b>Beds In Opration</b>	<b>Beginning Census</b>	<b>Admissions</b>	<b>Discharges</b>	<b>Deaths</b>	<b>Ending Census</b>	<b>Total Patient Days</b>	<b>Occupancy Percentage</b>
<b>ADD:13</b>									
Barbourville Health and Rehabilitation Center	135	135	132	124	102	30	124	47,134	95.65%
Christian Health Center - Corbin	100	100	94	106	79	26	95	34,738	95.17%
Corbin Health and Rehabilitation Center	100	100	93	129	101	30	91	34,361	94.14%
Harlan Health and Rehabilitation Center	143	143	140	169	146	26	137	50,943	97.60%
Hillcrest Health and Rehabilitation Center	120	120	116	154	124	39	107	40,822	93.20%
Landmark of Laurel Creek Rehab and Nursing	106	106	99	197	169	25	102	36,688	94.83%
Laurel Heights Home for the Elderly	143	143	138	146	88	56	140	51,074	97.85%
Middlesboro Nursing and Rehab	95	95	87	85	55	25	92	33,802	97.48%
Mountain View Nursing and Rehab Ctr	115	115	79	124	93	25	85	31,213	74.36%
Pineville Community Hospital	30	0	0	0	0	0	0	0	0.00%
Rockcastle Health and Rehabilitation Center	104	104	101	208	181	33	95	35,364	93.16%
Rockcastle Regional Hospital and Respiratory	143	143	118	167	131	36	118	44,162	87.88%
Signature HealthCare at Jackson Manor	51	51	48	121	111	13	45	17,334	93.12%
The Heritage	85	85	85	191	175	21	80	29,944	96.52%
Tri-Cities Nursing and Rehabilitation Center	85	85	75	196	176	17	78	28,631	92.28%
Williamsburg Health and Rehabilitation Center	125	125	118	98	73	25	118	44,205	96.89%
<b>ADD: 13 Total</b>	<b>1,680</b>	<b>1,650</b>	<b>1,523</b>	<b>2,215</b>	<b>1,804</b>	<b>427</b>	<b>1,507</b>	<b>560,415</b>	<b>91.68%</b>
<b>ADD:14</b>									
Campbellsville Nursing and Rehabilitation	67	67	59	138	122	19	56	21,530	88.04%
Clinton County Care and Rehabilitation Center	52	52	51	63	57	6	51	17,500	92.20%
Cumberland Nursing and Rehabilitation Center	93	93	89	214	188	25	90	31,734	93.49%
Cumberland Valley Manor	84	84	74	77	49	32	70	27,073	88.30%
Fair Oaks Health Systems	114	114	113	74	52	22	113	40,592	97.55%
Green Hill Rehabilitation and Care	118	118	106	117	93	27	103	37,980	88.18%
Hicks' Golden Years Nursing Home	59	59	59	31	6	28	56	21,103	97.99%
Lake Cumberland Regional Hospital	12	12	11	231	231	2	9	4,091	93.40%
Liberty Care and Rehabilitation Center	97	97	88	93	76	20	85	32,458	91.68%
McDowell Skilled Nursing Facility	5	0	0	0	0	0	0	0	0.00%
Signature Healthcare At Summit Manor Rehab	104	104	97	188	151	43	91	35,263	92.90%
Signature Healthcare of McCreary County	60	60	57	113	80	39	51	18,250	83.33%
Somerset Nursing and Rehabilitation Facility	123	123	108	173	130	38	113	40,832	90.95%
Somerwoods Nursing and Rehabilitation	166	166	130	167	136	37	124	46,145	76.16%

## 2019 ANNUAL KENTUCKY LONG TERM CARE UTILIZATION AND SERVICE REPORT

### Table 29 - Nursing Facility By ADD

ADD / Facility	Licensed Beds	Beds In Operation	Beginning Census	Admissions	Discharges	Deaths	Ending Census	Total Patient Days	Occupancy Percentage
The Grandview Nursing and Rehabilitation	81	81	51	258	206	32	71	26,677	90.23%
<b>ADD: 14 Total</b>	<b>1,235</b>	<b>1,230</b>	<b>1,093</b>	<b>1,937</b>	<b>1,577</b>	<b>370</b>	<b>1,083</b>	<b>401,228</b>	<b>89.01%</b>
<b>ADD:15</b>									
Berea Health and Rehabilitation	84	84	80	115	92	31	72	28,782	93.87%
Bluegrass Care and Rehabilitation Center	124	116	98	163	120	39	102	38,584	85.25%
Bourbon Heights	67	67	64	13	3	16	58	23,907	97.76%
Bradford Square Rehabilitation and Nursing	100	100	100	264	241	29	94	33,823	92.67%
Brookdale Richmond Place SNF	120	120	80	372	313	43	96	31,399	71.69%
Cambridge Place	108	108	100	89	86	6	97	36,540	92.69%
Cardinal Hill Rehab Unit	74	74	25	809	804	1	29	10,340	38.28%
Cedar Ridge Health Campus	48	48	47	82	71	12	46	16,754	95.63%
Charleston Health Care Center	90	90	85	168	124	48	81	30,891	94.04%
Clark Regional Medical Center Transitional	25	25	19	260	254	9	16	7,619	83.50%
Danville Center For Health	106	106	104	157	139	32	90	36,292	93.80%
Diversicare of Nicholasville	73	68	58	180	155	23	60	21,948	82.37%
Dover Manor	85	85	78	95	50	40	83	29,445	94.91%
Edgemont Healthcare	68	68	53	101	64	27	63	22,394	90.23%
Ephraim McDowell Regional Medical Center	25	0	0	0	0	0	0	0	0.00%
Fountain Circle Care and Rehab Ctr	179	179	138	420	380	49	129	50,098	76.68%
Frankfort Care and Rehabilitation	100	100	87	159	157	19	70	27,441	75.18%
Grand Haven Nursing Home	54	54	50	120	103	15	52	18,708	94.92%
Harrodsburg Health & Rehab Ctr	112	109	100	129	72	59	98	35,911	87.84%
Homestead Post Acute	136	136	131	198	184	16	129	48,296	97.29%
Irvine Nursing and Rehabilitation	86	86	81	158	137	21	81	30,271	96.44%
Johnson Mathers Nursing Home	104	104	89	128	87	30	100	34,195	90.08%
Kenwood Health and Rehabilitation Center	93	93	77	240	211	21	85	30,492	89.83%
Landmark of Lancaster Rehabilitation and	96	96	90	91	65	24	92	33,889	96.72%
Lexington Country Place	111	94	83	233	191	40	85	31,389	77.48%
Madison Health and Rehabilitation Center	92	92	83	150	126	20	87	29,103	86.67%
Mayfair Manor	98	94	86	268	231	37	86	31,482	88.01%
Northpoint Lexington Healthcare Center	150	150	141	305	256	47	143	51,325	93.74%
Pine Meadows Post Acute	120	120	108	215	176	31	116	42,264	96.49%
Rose Manor Health Care	34	34	33	12	3	13	29	11,199	90.24%
Sayre Christian Village Nursing Home	119	119	116	63	17	44	118	41,667	95.93%

**2019 ANNUAL KENTUCKY LONG TERM CARE UTILIZATION AND SERVICE REPORT**

**Table 29 - Nursing Facility By ADD**

<b>ADD / Facility</b>	<b>Licensed Beds</b>	<b>Beds In Opration</b>	<b>Beginning Census</b>	<b>Admissions</b>	<b>Discharges</b>	<b>Deaths</b>	<b>Ending Census</b>	<b>Total Patient Days</b>	<b>Occupancy Percentage</b>
Signature Healthcare at Heritage Hall Rehab	94	94	88	149	128	21	88	31,857	92.85%
Signature Healthcare At Tanbark Rehab	34	34	27	449	443	6	27	10,315	83.12%
Signature Healthcare of Georgetown	65	65	57	229	210	17	59	21,879	92.22%
Stanford Care and Rehab	128	128	120	142	95	54	113	42,442	90.84%
Stanton Nursing and Rehabilitation Center	81	81	73	111	81	37	66	26,049	88.11%
Telford Terrace	25	25	0	37	15	5	17	4,912	53.83%
The Homeplace At Midway	23	23	23	25	8	17	23	8,094	96.41%
The Terrace Nursing and Rehabilitation	102	102	96	219	161	60	94	35,232	94.63%
The Willows At Fritz Farm	54	54	47	356	327	29	47	17,629	89.44%
The Willows at Hamburg	54	54	52	117	88	29	52	18,990	96.35%
The Willows at Harrodsburg	34	34	33	97	75	27	28	10,220	82.35%
Thomson Hood Veterans Center	285	285	151	72	9	63	151	57,487	55.26%
Willows at Citation	54	54	49	293	271	29	42	16,915	85.82%
<b>ADD: 15 Total</b>	<b>3,914</b>	<b>3,852</b>	<b>3,300</b>	<b>8,053</b>	<b>6,823</b>	<b>1,236</b>	<b>3,294</b>	<b>1,218,469</b>	<b>85.29%</b>
<b>Statewide Total</b>	<b>26,551</b>	<b>26,302</b>	<b>22,270</b>	<b>56,614</b>	<b>48,966</b>	<b>7,469</b>	<b>22,449</b>	<b>8,229,873</b>	<b>85.02%</b>

# *Kentucky Annual Long-Term Care Services Report*



## *Section VI Patient Origin Data*

**2019 ANNUAL KENTUCKY LONG TERM CARE UTILIZATION AND SERVICE REPORT**

**Table 30 - 2019 Kentucky Long Term Care Facility Patient Origin  
Facility ADD and Facility by Patient County of Residence**

ADD	Facility Name	Patient County	Under 65	65-74	75-84	Over 85	Unknown
ADD:1	Baptist Health Paducah	MCCRACKEN	0	0	0	0	0
		<b>Total</b>	<b>0</b>	<b>0</b>	<b>0</b>	<b>0</b>	<b>0</b>
	Calvert City Convalescent Center	CALLOWAY	0	0	0	4	0
		LIVINGSTON	0	2	2	1	0
		LYON	0	0	1	0	0
		MARSHALL	0	10	25	15	0
		MCCRACKEN	0	7	7	0	0
		Other	0	2	1	3	0
		TN	0	0	2	0	0
		<b>Total</b>	<b>0</b>	<b>21</b>	<b>38</b>	<b>23</b>	<b>0</b>
	Clinton Hickman County Nursing Facility	BALLARD	0	0	1	0	0
		CALLOWAY	0	0	0	1	0
		CARLISLE	0	0	0	2	0
		FULTON	1	0	1	5	0
		GRAVES	0	0	4	2	0
		HICKMAN	0	4	5	8	0
		IL	0	0	0	1	0
		TN	0	1	2	5	0
		<b>Total</b>	<b>1</b>	<b>5</b>	<b>13</b>	<b>24</b>	<b>0</b>
	Clinton Place	CARLISLE	0	2	2	1	0
		FULTON	3	1	4	0	0
		GRAVES	5	1	10	5	0
		HICKMAN	5	4	5	7	0
		MCCRACKEN	3	1	5	2	0
		<b>Total</b>	<b>16</b>	<b>9</b>	<b>26</b>	<b>15</b>	<b>0</b>
	Concordia Healthcare Center-Heritage Manor	CALLOWAY	0	0	0	1	0
		FULTON	1	1	2	0	0
		GRAVES	8	13	11	13	0
		MARSHALL	0	0	1	0	0
		MCCRACKEN	0	2	0	0	0

**2019 ANNUAL KENTUCKY LONG TERM CARE UTILIZATION AND SERVICE REPORT**

**Table 30 - 2019 Kentucky Long Term Care Facility Patient Origin  
Facility ADD and Facility by Patient County of Residence**

ADD	Facility Name	Patient County	Under 65	65-74	75-84	Over 85	Unknown
		PULASKI	0	0	1	0	0
		TN	0	0	1	0	0
		<b>Total</b>	<b>9</b>	<b>16</b>	<b>16</b>	<b>14</b>	<b>0</b>
	Countryside Center						
		BALLARD	0	0	0	3	0
		CARLISLE	4	2	3	8	0
		FULTON	0	2	0	0	0
		GRAVES	0	4	2	1	0
		HICKMAN	0	1	0	0	0
		IL	0	0	2	0	0
		LIVINGSTON	0	1	0	0	0
		MCCRACKEN	2	3	2	1	0
		<b>Total</b>	<b>6</b>	<b>13</b>	<b>9</b>	<b>13</b>	<b>0</b>
	Fulton Nursing and Rehab						
		CALLOWAY	1	0	0	0	0
		CARROLL	0	0	1	0	0
		FULTON	5	6	5	8	0
		GRAVES	0	2	2	0	0
		HICKMAN	0	0	0	1	0
		JEFFERSON	0	0	0	1	0
		MCCRACKEN	0	0	1	0	0
		TN	1	1	2	1	0
		<b>Total</b>	<b>7</b>	<b>9</b>	<b>11</b>	<b>11</b>	<b>0</b>
	Gardens At Hickory Woods						
		CALLOWAY	0	0	0	0	0
		<b>Total</b>	<b>0</b>	<b>0</b>	<b>0</b>	<b>0</b>	<b>0</b>
	Green Acres Health Care						
		BALLARD	0	0	0	1	0
		CALLOWAY	1	2	1	0	0
		CHRISTIAN	0	0	0	1	0
		FULTON	0	1	0	0	0
		GRAVES	6	8	16	15	0
		HICKMAN	0	1	0	0	0
		MARSHALL	1	0	0	0	0
		MCCRACKEN	0	0	2	0	0

**2019 ANNUAL KENTUCKY LONG TERM CARE UTILIZATION AND SERVICE REPORT**

**Table 30 - 2019 Kentucky Long Term Care Facility Patient Origin  
Facility ADD and Facility by Patient County of Residence**

ADD	Facility Name	Patient County	Under 65	65-74	75-84	Over 85	Unknown
		Other	1	1	1	0	0
		<b>Total</b>	<b>9</b>	<b>13</b>	<b>20</b>	<b>17</b>	<b>0</b>
	Lake Way Nursing and Rehabilitation Center	CALLOWAY	1	3	6	3	0
		GRAVES	1	0	1	0	0
		MARSHALL	5	15	22	23	0
		MCCRACKEN	1	0	1	1	0
		SCOTT	0	0	0	1	0
		TN	0	1	0	0	0
		<b>Total</b>	<b>8</b>	<b>19</b>	<b>30</b>	<b>28</b>	<b>0</b>
	Life Care Center of LaCenter	BALLARD	0	0	0	0	30
		FULTON	0	0	0	0	1
		GRAVES	0	0	0	0	1
		IL	0	0	0	0	2
		MCCRACKEN	0	0	0	0	14
		<b>Total</b>	<b>0</b>	<b>0</b>	<b>0</b>	<b>0</b>	<b>48</b>
	Mills Health and Rehab Center	CALLOWAY	0	0	2	1	0
		CARLISLE	0	0	2	0	0
		CLINTON	0	0	0	1	0
		FULTON	0	0	0	1	0
		GRAVES	5	13	23	40	0
		HICKMAN	0	1	0	0	0
		IL	1	0	0	0	0
		JEFFERSON	0	1	0	0	0
		MARSHALL	0	1	1	0	0
		MCCRACKEN	0	0	0	1	0
		TN	0	1	0	0	0
		<b>Total</b>	<b>6</b>	<b>17</b>	<b>28</b>	<b>44</b>	<b>0</b>
	Oakview Nursing and Rehabilitation Center	CALLOWAY	3	2	4	2	0
		CLINTON	0	2	0	0	0
		HARDIN	1	0	0	0	0
		MARSHALL	4	7	11	4	0



**2019 ANNUAL KENTUCKY LONG TERM CARE UTILIZATION AND SERVICE REPORT**

**Table 30 - 2019 Kentucky Long Term Care Facility Patient Origin  
Facility ADD and Facility by Patient County of Residence**

ADD	Facility Name	Patient County	Under 65	65-74	75-84	Over 85	Unknown
		MCCRACKEN	3	6	6	10	1
		<b>Total</b>	<b>11</b>	<b>17</b>	<b>21</b>	<b>16</b>	<b>1</b>
	Parkview Nursing and Rehabilitation Center (Paducah)	BALLARD	1	2	4	4	0
		CALDWELL	0	1	0	1	0
		CAMPBELL	1	1	2	1	0
		CARLISLE	1	1	0	1	0
		FULTON	0	0	0	1	0
		GRAVES	1	1	3	1	0
		HICKMAN	0	2	0	0	0
		IL	1	0	1	3	0
		LIVINGSTON	1	1	0	1	0
		LYON	0	1	0	0	0
		MARSHALL	3	1	4	3	0
		MCCRACKEN	8	27	36	73	0
		MO	0	0	0	2	0
		Other	1	0	0	3	0
		<b>Total</b>	<b>18</b>	<b>38</b>	<b>50</b>	<b>94</b>	<b>0</b>
	River Haven Nursing and Rehab	MCCRACKEN	26	23	13	8	0
		<b>Total</b>	<b>26</b>	<b>23</b>	<b>13</b>	<b>8</b>	<b>0</b>
	Spring Creek Health Care	CALLOWAY	4	13	41	45	0
		FULTON	0	1	0	0	0
		GRAVES	1	1	2	5	0
		MARSHALL	1	0	1	1	0
		<b>Total</b>	<b>6</b>	<b>15</b>	<b>44</b>	<b>51</b>	<b>0</b>
	Stonecreek Health and Rehab	BALLARD	0	0	2	0	0
		CARLISLE	0	0	1	0	0
		GRAVES	0	2	0	1	0
		IL	2	0	0	0	0
		LIVINGSTON	2	1	1	0	0
		MARSHALL	3	0	1	2	0
		MCCRACKEN	18	12	19	9	0
		MO	1	0	0	0	0

**2019 ANNUAL KENTUCKY LONG TERM CARE UTILIZATION AND SERVICE REPORT**

**Table 30 - 2019 Kentucky Long Term Care Facility Patient Origin  
Facility ADD and Facility by Patient County of Residence**

ADD	Facility Name	Patient County	Under 65	65-74	75-84	Over 85	Unknown
		Other	0	0	0	2	0
		<b>Total</b>	<b>26</b>	<b>15</b>	<b>24</b>	<b>14</b>	<b>0</b>
	Superior Care Home	BALLARD	0	5	9	2	0
		CALDWELL	0	0	1	0	0
		CALLOWAY	0	2	0	0	0
		CARLISLE	0	1	0	0	0
		CHRISTIAN	0	0	1	0	0
		IL	0	2	2	2	0
		LINCOLN	0	0	1	0	0
		LIVINGSTON	0	0	1	0	0
		LYON	0	3	1	0	0
		MCCRACKEN	4	13	21	2	0
		<b>Total</b>	<b>4</b>	<b>26</b>	<b>37</b>	<b>6</b>	<b>0</b>
		<b>ADD:1 Total</b>	<b>153</b>	<b>256</b>	<b>380</b>	<b>378</b>	<b>49</b>
ADD:2	Bradford Heights Health & Rehab Center	CHRISTIAN	3	20	20	30	14
		<b>Total</b>	<b>3</b>	<b>20</b>	<b>20</b>	<b>30</b>	<b>14</b>
	Brighton Cornerstone Health Care	CALDWELL	0	1	0	0	0
		CHRISTIAN	0	1	2	0	0
		HOPKINS	7	8	16	9	0
		MCLEAN	1	1	0	0	0
		Other	0	0	0	2	0
		TN	0	0	0	1	0
		WEBSTER	0	4	0	1	0
		<b>Total</b>	<b>8</b>	<b>15</b>	<b>18</b>	<b>13</b>	<b>0</b>
	Christian Care Center of Kuttawa	CALDWELL	4	3	3	1	0
		CHRISTIAN	1	0	0	0	0
		CRITTENDEN	1	0	0	1	0
		GRAVES	0	1	0	0	0
		HICKMAN	1	0	0	0	0
		HOPKINS	0	1	2	0	0
		IL	1	1	0	0	0

**2019 ANNUAL KENTUCKY LONG TERM CARE UTILIZATION AND SERVICE REPORT**

**Table 30 - 2019 Kentucky Long Term Care Facility Patient Origin  
Facility ADD and Facility by Patient County of Residence**

ADD	Facility Name	Patient County	Under 65	65-74	75-84	Over 85	Unknown
		LIVINGSTON	0	1	0	0	0
		LYON	1	5	4	1	0
		MARSHALL	2	2	4	0	0
		MCCRACKEN	0	1	1	0	0
		MO	1	0	0	0	0
		Other	1	0	0	0	0
		TN	0	0	0	1	1
		TRIGG	2	0	0	1	0
		<b>Total</b>	<b>15</b>	<b>15</b>	<b>14</b>	<b>5</b>	<b>1</b>
	Christian Health Center, Hopkinsville						
		CHRISTIAN	1	15	27	56	0
		TODD	0	0	1	0	0
		TRIGG	0	0	1	6	0
		<b>Total</b>	<b>1</b>	<b>15</b>	<b>29</b>	<b>62</b>	<b>0</b>
	Christian Heights Nursing and Rehabilitation Center						
		BOYLE	1	0	0	0	0
		CHRISTIAN	19	11	8	5	0
		FAYETTE	0	1	0	0	0
		MARSHALL	1	0	0	0	0
		MUHLENBERG	1	0	0	0	0
		NELSON	0	1	0	0	0
		TAYLOR	1	0	0	0	0
		TODD	1	1	0	0	0
		<b>Total</b>	<b>24</b>	<b>14</b>	<b>8</b>	<b>5</b>	<b>0</b>
	Concordia Nusing and Rehabilitation-Maple						
		BARREN	0	0	1	0	0
		DAVISS	0	2	2	1	0
		HOPKINS	1	1	0	1	0
		JEFFERSON	0	1	0	0	0
		MCLEAN	1	0	1	0	0
		MEADE	1	0	0	0	0
		MENIFEE	0	1	0	0	0
		MUHLENBERG	14	18	22	22	0
		TODD	1	1	0	0	0
		WARREN	0	1	0	0	0
		<b>Total</b>	<b>18</b>	<b>25</b>	<b>26</b>	<b>24</b>	<b>0</b>

**2019 ANNUAL KENTUCKY LONG TERM CARE UTILIZATION AND SERVICE REPORT**

**Table 30 - 2019 Kentucky Long Term Care Facility Patient Origin  
Facility ADD and Facility by Patient County of Residence**

ADD	Facility Name	Patient County	Under 65	65-74	75-84	Over 85	Unknown
	Covington Convalescent Center						
		CALDWELL	0	0	0	1	0
		CHRISTIAN	3	9	19	22	0
		FAYETTE	0	0	0	1	0
		TN	0	0	1	1	0
		TODD	0	0	3	3	0
		TRIGG	0	0	0	3	0
		<b>Total</b>	<b>3</b>	<b>9</b>	<b>23</b>	<b>31</b>	<b>0</b>
	Crittenden County Health and Rehabilitation Center						
		CALDWELL	1	0	2	1	0
		CRITTENDEN	9	6	20	12	0
		FRANKLIN	1	0	0	0	0
		GRAVES	0	1	0	0	0
		HARDIN	0	0	1	0	0
		LIVINGSTON	6	1	3	1	0
		LYON	0	0	0	1	0
		MCCRACKEN	2	0	0	0	0
		MUHLENBERG	0	0	1	0	0
		TN	0	0	1	0	0
		UNION	0	0	0	2	0
		WEBSTER	0	0	1	0	0
		<b>Total</b>	<b>19</b>	<b>8</b>	<b>29</b>	<b>17</b>	<b>0</b>
	Dawson Springs Health And Rehab Ctr						
		CALDWELL	1	3	1	1	0
		CALLOWAY	1	0	0	0	0
		CHRISTIAN	1	2	3	2	0
		DAVISS	0	1	0	0	0
		FAYETTE	0	0	0	1	0
		HENDERSON	0	1	1	0	0
		HOPKINS	4	5	9	0	0
		JEFFERSON	0	0	1	0	0
		LARUE	0	0	1	0	0
		MARSHALL	0	0	0	1	0
		MARTIN	0	0	1	0	0
		MCCRACKEN	0	0	0	2	0
		MCCREARY	0	1	0	0	0

**2019 ANNUAL KENTUCKY LONG TERM CARE UTILIZATION AND SERVICE REPORT**

**Table 30 - 2019 Kentucky Long Term Care Facility Patient Origin  
Facility ADD and Facility by Patient County of Residence**

ADD	Facility Name	Patient County	Under 65	65-74	75-84	Over 85	Unknown
		MCLEAN	1	0	1	0	0
		MUHLENBERG	0	0	1	0	0
		OHIO	0	0	0	1	0
		Other	0	0	0	0	0
		TRIGG	0	0	2	0	0
		WARREN	1	0	0	0	0
		WEBSTER	1	1	1	0	0
		<b>Total</b>	<b>10</b>	<b>14</b>	<b>22</b>	<b>8</b>	<b>0</b>
	Diversicare of Greenville						
		CHRISTIAN	0	1	0	0	0
		DAVISS	0	1	1	0	0
		LOGAN	0	0	0	1	0
		MUHLENBERG	4	6	13	31	0
		WARREN	1	0	0	0	0
		<b>Total</b>	<b>5</b>	<b>8</b>	<b>14</b>	<b>32</b>	<b>0</b>
	Hearthstone Place						
		CHRISTIAN	1	2	1	3	0
		LOGAN	3	0	4	1	0
		LYON	1	0	0	0	0
		Other	0	0	2	2	0
		TN	0	2	0	2	0
		TODD	8	2	13	8	0
		<b>Total</b>	<b>13</b>	<b>6</b>	<b>20</b>	<b>16</b>	<b>0</b>
	Highland Homes, Inc.						
		CALDWELL	0	0	0	0	0
		<b>Total</b>	<b>0</b>	<b>0</b>	<b>0</b>	<b>0</b>	<b>0</b>
	Hillside Center						
		CALDWELL	0	1	0	0	0
		CHRISTIAN	3	2	3	0	0
		CRITTENDEN	0	0	1	0	0
		HENDERSON	2	0	0	0	0
		HOPKINS	8	11	4	8	0
		MARSHALL	0	0	1	0	0
		MCLEAN	0	0	1	0	0
		MUHLENBERG	2	3	2	0	0

2019 ANNUAL KENTUCKY LONG TERM CARE UTILIZATION AND SERVICE REPORT

Table 30 - 2019 Kentucky Long Term Care Facility Patient Origin  
Facility ADD and Facility by Patient County of Residence

ADD	Facility Name	Patient County	Under 65	65-74	75-84	Over 85	Unknown
		WEBSTER	1	2	0	2	0
		<b>Total</b>	<b>16</b>	<b>19</b>	<b>12</b>	<b>10</b>	<b>0</b>
	Joseph Eddie Ballard Western Kentucky Veterans Ctr	BARREN	0	1	0	0	0
		BRECKINRIDGE	0	2	0	0	0
		BUTLER	0	0	0	1	0
		CALLOWAY	0	1	0	0	0
		CARROLL	0	0	0	1	0
		CHRISTIAN	0	0	2	2	0
		CRITTENDEN	1	1	0	0	0
		DAVISS	0	2	6	5	0
		GRAVES	0	0	1	0	0
		HANCOCK	0	0	0	1	0
		HENDERSON	0	1	2	5	0
		HOPKINS	0	2	6	14	0
		LOGAN	0	1	0	1	0
		LYON	0	0	0	2	0
		MARSHALL	0	2	0	1	0
		MCCRACKEN	0	1	0	1	0
		MCLEAN	0	0	1	2	0
		MERCER	0	1	0	0	0
		MUHLENBERG	0	1	3	3	0
		OHIO	0	0	0	1	0
		TRIGG	0	0	1	1	0
		UNION	0	0	1	2	0
		WARREN	0	0	1	1	0
		WEBSTER	0	0	2	3	0
		<b>Total</b>	<b>1</b>	<b>16</b>	<b>26</b>	<b>47</b>	<b>0</b>
	Madisonville Health and Rehabilitation	CHRISTIAN	1	1	1	1	0
		HENDERSON	0	1	0	0	0
		HOPKINS	14	9	24	19	0
		IN	0	0	1	0	0
		MARSHALL	0	1	0	0	0
		MUHLENBERG	1	1	0	2	0

**2019 ANNUAL KENTUCKY LONG TERM CARE UTILIZATION AND SERVICE REPORT**

**Table 30 - 2019 Kentucky Long Term Care Facility Patient Origin  
Facility ADD and Facility by Patient County of Residence**

ADD	Facility Name	Patient County	Under 65	65-74	75-84	Over 85	Unknown
		WEBSTER	0	3	4	5	0
		<b>Total</b>	<b>16</b>	<b>16</b>	<b>30</b>	<b>27</b>	<b>0</b>
	Outwood ICF/IID						
		CHRISTIAN	0	0	0	0	0
		<b>Total</b>	<b>0</b>	<b>0</b>	<b>0</b>	<b>0</b>	<b>0</b>
	Owensboro Health Muhlenberg Community Hospital Long Term Care						
		DAVISS	0	1	0	0	0
		HOPKINS	0	0	1	0	0
		LOGAN	0	0	1	0	0
		MCLEAN	0	0	1	0	0
		MUHLENBERG	1	5	15	20	0
		<b>Total</b>	<b>1</b>	<b>6</b>	<b>18</b>	<b>20</b>	<b>0</b>
	Princeton Health and Rehab Center						
		CALDWELL	7	8	17	16	0
		CRITTENDEN	1	0	1	0	0
		HOPKINS	1	1	2	1	0
		LYON	3	3	0	1	0
		MCCRACKEN	1	0	0	0	0
		TRIGG	2	1	2	2	0
		<b>Total</b>	<b>15</b>	<b>13</b>	<b>22</b>	<b>20</b>	<b>0</b>
	Ridgewood Terrace Nursing Home						
		CALDWELL	0	0	0	1	0
		DAVISS	0	0	0	1	0
		GRAVES	0	1	0	0	0
		HENDERSON	1	0	0	1	0
		HOPKINS	3	14	28	38	0
		MADISON	0	0	1	0	0
		MARSHALL	0	0	0	1	0
		MUHLENBERG	0	1	1	1	0
		TODD	0	0	0	1	0
		WEBSTER	0	1	3	7	0
		<b>Total</b>	<b>4</b>	<b>17</b>	<b>33</b>	<b>51</b>	<b>0</b>
	River's Bend Retirement Community						
		CALDWELL	1	0	3	5	0
		CHRISTIAN	1	0	0	0	0

**2019 ANNUAL KENTUCKY LONG TERM CARE UTILIZATION AND SERVICE REPORT**

**Table 30 - 2019 Kentucky Long Term Care Facility Patient Origin  
Facility ADD and Facility by Patient County of Residence**

ADD	Facility Name	Patient County	Under 65	65-74	75-84	Over 85	Unknown
		CRITTENDEN	0	0	1	2	0
		IL	0	0	0	1	0
		LIVINGSTON	0	0	0	1	0
		LYON	0	3	6	5	0
		MARSHALL	0	0	1	1	0
		TRIGG	1	0	0	2	0
		<b>Total</b>	<b>3</b>	<b>3</b>	<b>11</b>	<b>17</b>	<b>0</b>
	Salem Springlake Health and Rehabilitation Center						
		CALDWELL	0	1	0	0	0
		CALLOWAY	1	0	0	0	0
		CRITTENDEN	1	2	1	3	0
		FULTON	0	0	0	1	0
		GRAVES	1	2	1	0	0
		JEFFERSON	1	0	0	0	0
		LIVINGSTON	7	8	4	11	0
		MCCRACKEN	2	0	1	0	0
		<b>Total</b>	<b>13</b>	<b>13</b>	<b>7</b>	<b>15</b>	<b>0</b>
	Shady Lawn Nursing and Rehabilitation Center						
		CHRISTIAN	4	4	0	1	0
		HICKMAN	1	2	0	0	0
		Other	1	1	0	1	0
		TRIGG	1	2	10	9	0
		<b>Total</b>	<b>7</b>	<b>9</b>	<b>10</b>	<b>11</b>	<b>0</b>
	Tradewater Pointe						
		CALDWELL	1	1	3	2	0
		CHRISTIAN	2	1	0	0	0
		HOPKINS	2	9	5	16	0
		Other	0	1	0	0	0
		WEBSTER	0	0	1	0	0
		<b>Total</b>	<b>5</b>	<b>12</b>	<b>9</b>	<b>18</b>	<b>0</b>
	Western State Nursing Facility						
		BARREN	1	0	0	0	0
		CHRISTIAN	15	24	21	14	0
		DAVISS	1	0	0	0	0
		FAYETTE	1	1	0	1	0
		GRAVES	0	1	0	0	0



**2019 ANNUAL KENTUCKY LONG TERM CARE UTILIZATION AND SERVICE REPORT**

**Table 30 - 2019 Kentucky Long Term Care Facility Patient Origin  
Facility ADD and Facility by Patient County of Residence**

ADD	Facility Name	Patient County	Under 65	65-74	75-84	Over 85	Unknown
		HART	0	0	0	1	0
		LOGAN	0	0	0	1	0
		MCCRACKEN	0	1	1	1	0
		NELSON	0	0	1	0	0
		Other	1	0	0	0	0
		PERRY	1	0	0	0	0
		SCOTT	0	1	0	0	0
		SIMPSON	0	1	0	0	0
		TODD	0	1	0	0	0
		TRIGG	0	0	0	1	0
		UNION	1	0	0	0	0
		WARREN	1	1	0	0	0
		<b>Total</b>	<b>22</b>	<b>31</b>	<b>23</b>	<b>19</b>	<b>0</b>
		<b>ADD:2 Total</b>	<b>222</b>	<b>304</b>	<b>424</b>	<b>498</b>	<b>15</b>
<b>ADD:3</b>							
	Beaver Dam Nursing and Rehab Center						
		BUTLER	1	5	1	4	0
		DAVIESS	0	3	3	1	0
		OHIO	2	10	12	15	0
		<b>Total</b>	<b>3</b>	<b>18</b>	<b>16</b>	<b>20</b>	<b>0</b>
	Breckinridge Place						
		HENDERSON	0	0	0	1	0
		Other	0	0	1	0	0
		UNION	1	2	5	4	0
		WEBSTER	0	1	0	0	0
		<b>Total</b>	<b>1</b>	<b>3</b>	<b>6</b>	<b>5</b>	<b>0</b>
	Carmel Home						
		DAVIESS	0	0	13	12	0
		FULTON	0	0	0	1	0
		HANCOCK	0	0	0	1	0
		HARDIN	0	0	1	0	0
		IL	0	0	0	1	0
		IN	0	0	0	1	0
		JEFFERSON	0	0	1	1	0
		MCLEAN	0	0	0	1	0
		OHIO	0	0	0	1	0

**2019 ANNUAL KENTUCKY LONG TERM CARE UTILIZATION AND SERVICE REPORT**

**Table 30 - 2019 Kentucky Long Term Care Facility Patient Origin  
Facility ADD and Facility by Patient County of Residence**

ADD	Facility Name	Patient County	Under 65	65-74	75-84	Over 85	Unknown
		Other	0	0	0	1	0
		UNION	0	0	0	1	0
		<b>Total</b>	<b>0</b>	<b>0</b>	<b>15</b>	<b>21</b>	<b>0</b>
	Fordsville Nursing and Rehabilitation Center	ADAIR	0	2	0	0	0
		BRECKINRIDGE	2	2	0	0	0
		BULLITT	0	1	0	0	0
		CHRISTIAN	0	0	2	0	0
		DAVISS	2	0	2	1	0
		FAYETTE	0	0	1	0	0
		GRAYSON	1	1	3	0	0
		HANCOCK	0	3	1	0	0
		JEFFERSON	0	3	0	0	0
		LOGAN	0	2	0	0	0
		MEADE	0	2	2	0	0
		MUHLENBERG	0	2	0	0	0
		NELSON	0	1	0	0	0
		OHIO	4	11	2	2	0
		<b>Total</b>	<b>9</b>	<b>30</b>	<b>13</b>	<b>3</b>	<b>0</b>
	Heartland Villa Care and Rehabilitation Center Com	BRECKINRIDGE	1	0	2	2	0
		DAVISS	1	1	6	12	0
		HANCOCK	0	3	6	6	0
		HARDIN	0	0	1	0	0
		<b>Total</b>	<b>2</b>	<b>4</b>	<b>15</b>	<b>20</b>	<b>0</b>
	Henderson Nursing and Rehabilitation Center	DAVISS	2	1	4	2	0
		HENDERSON	17	11	13	4	0
		HOPKINS	0	0	2	0	0
		IN	1	0	0	0	0
		MCLEAN	1	0	1	0	0
		UNION	3	1	0	1	0
		WEBSTER	1	0	2	0	0
		<b>Total</b>	<b>25</b>	<b>13</b>	<b>22</b>	<b>7</b>	<b>0</b>
	Hermitage Care and Rehabilitation Center	CALDWELL	0	0	0	1	0

**2019 ANNUAL KENTUCKY LONG TERM CARE UTILIZATION AND SERVICE REPORT**

**Table 30 - 2019 Kentucky Long Term Care Facility Patient Origin  
Facility ADD and Facility by Patient County of Residence**

ADD	Facility Name	Patient County	Under 65	65-74	75-84	Over 85	Unknown
		DAVISS	0	15	15	38	0
		MADISON	0	0	0	1	0
		MCLEAN	0	0	0	2	0
		<b>Total</b>	<b>0</b>	<b>15</b>	<b>15</b>	<b>42</b>	<b>0</b>
	Morganfield Nursing and Rehabilitation Center						
		CRITTENDEN	0	0	0	1	0
		DAVISS	0	0	1	0	0
		HENDERSON	3	9	0	1	0
		MCCRACKEN	0	1	0	0	0
		UNION	8	9	8	9	0
		WEBSTER	0	1	0	1	0
		<b>Total</b>	<b>11</b>	<b>20</b>	<b>9</b>	<b>12</b>	<b>0</b>
	Owensboro Center						
		BARREN	1	0	0	0	0
		BRECKINRIDGE	0	0	0	1	0
		CALDWELL	0	1	0	0	0
		DAVISS	14	26	30	18	0
		EDMONSON	1	0	0	0	0
		HANCOCK	0	0	1	0	0
		HENDERSON	0	0	1	0	0
		JEFFERSON	1	0	1	0	0
		KNOX	1	0	0	0	0
		MADISON	1	0	0	0	0
		MCLEAN	4	0	1	1	0
		MUHLENBERG	0	0	2	0	0
		NELSON	1	0	0	0	0
		OHIO	0	1	1	1	0
		PERRY	0	1	0	0	0
		SPENCER	1	0	0	0	0
		WARREN	1	1	0	0	0
		<b>Total</b>	<b>26</b>	<b>30</b>	<b>37</b>	<b>21</b>	<b>0</b>
	Redbanks						
		DAVISS	0	1	4	5	0
		HENDERSON	11	18	43	59	0
		HOPKINS	0	0	1	1	0
		IL	0	0	1	0	0

**2019 ANNUAL KENTUCKY LONG TERM CARE UTILIZATION AND SERVICE REPORT**

**Table 30 - 2019 Kentucky Long Term Care Facility Patient Origin  
Facility ADD and Facility by Patient County of Residence**

ADD	Facility Name	Patient County	Under 65	65-74	75-84	Over 85	Unknown
		IN	1	0	1	1	0
		LIVINGSTON	0	0	0	1	0
		LYON	0	0	1	0	0
		MCLEAN	0	0	0	1	0
		Other	0	1	0	1	0
		TODD	1	0	0	0	0
		UNION	0	2	1	4	0
		WEBSTER	0	3	1	3	0
		<b>Total</b>	<b>13</b>	<b>25</b>	<b>53</b>	<b>76</b>	<b>0</b>
	Redbanks Colonial Terrace						
		DAVIESS	0	1	0	1	0
		HENDERSON	1	8	4	6	0
		HOPKINS	2	1	2	2	0
		MCLEAN	0	1	0	0	0
		UNION	1	1	3	4	0
		WEBSTER	7	3	10	9	0
		<b>Total</b>	<b>11</b>	<b>15</b>	<b>19</b>	<b>22</b>	<b>0</b>
	Riverside Care & Rehab Ctr						
		ADAIR	1	0	0	0	0
		DAVIESS	1	9	4	7	0
		HENDERSON	1	0	0	1	0
		HOPKINS	1	1	0	0	0
		MCLEAN	4	6	8	17	0
		MUHLENBERG	0	1	1	0	0
		OHIO	1	0	0	0	0
		PIKE	0	0	1	0	0
		UNION	0	0	1	1	0
		<b>Total</b>	<b>9</b>	<b>17</b>	<b>15</b>	<b>26</b>	<b>0</b>
	Shemwell Nursing Home						
		HOPKINS	0	0	0	9	0
		UNION	0	0	0	1	0
		WEBSTER	1	0	0	9	0
		<b>Total</b>	<b>1</b>	<b>0</b>	<b>0</b>	<b>19</b>	<b>0</b>
	Signature Healthcare at Hillcrest						
		CHRISTIAN	0	0	0	0	1
		DAVIESS	0	0	0	0	13

**2019 ANNUAL KENTUCKY LONG TERM CARE UTILIZATION AND SERVICE REPORT**

**Table 30 - 2019 Kentucky Long Term Care Facility Patient Origin  
Facility ADD and Facility by Patient County of Residence**

ADD	Facility Name	Patient County	Under 65	65-74	75-84	Over 85	Unknown
		JEFFERSON	0	0	0	0	1
		MARSHALL	0	0	0	0	1
		Other	0	0	0	0	119
		<b>Total</b>	<b>0</b>	<b>0</b>	<b>0</b>	<b>0</b>	<b>135</b>
	Signature Healthcare of Hartford Rehab and Wellnes	BUTLER	2	0	2	0	0
		DAVISS	5	3	1	5	0
		GRAYSON	0	0	0	3	0
		JEFFERSON	1	0	1	0	0
		MCCREARY	0	1	0	0	0
		MCLEAN	0	0	3	0	0
		MUHLENBERG	1	0	0	0	0
		OHIO	10	8	22	25	0
		Other	0	0	0	0	1
		WARREN	0	0	0	1	0
		<b>Total</b>	<b>19</b>	<b>12</b>	<b>29</b>	<b>34</b>	<b>1</b>
	The Transitional Care Center of Owensboro	BRECKINRIDGE	0	0	1	0	0
		DAVISS	1	2	2	3	0
		HENDERSON	0	1	0	0	0
		MUHLENBERG	0	1	0	0	0
		OHIO	0	0	0	1	0
		<b>Total</b>	<b>1</b>	<b>4</b>	<b>3</b>	<b>4</b>	<b>0</b>
	Twin Rivers Nursing and Rehab Center	ALLEN	1	0	0	0	0
		CLARK	0	0	1	0	0
		DAVISS	17	24	26	10	0
		HANCOCK	0	1	0	0	0
		HENDERSON	0	1	0	1	0
		HOPKINS	1	0	0	0	0
		JEFFERSON	1	0	0	0	0
		JESSAMINE	1	0	0	0	0
		MCCREARY	1	0	0	0	0
		MCLEAN	1	0	1	0	0
		MUHLENBERG	1	2	1	0	0
		OHIO	0	2	1	0	0

**2019 ANNUAL KENTUCKY LONG TERM CARE UTILIZATION AND SERVICE REPORT**

**Table 30 - 2019 Kentucky Long Term Care Facility Patient Origin  
Facility ADD and Facility by Patient County of Residence**

ADD	Facility Name	Patient County	Under 65	65-74	75-84	Over 85	Unknown
		Other	0	0	0	1	0
		ROCKCASTLE	1	0	0	0	0
		TODD	1	0	0	0	0
		WEBSTER	1	0	0	0	0
		<b>Total</b>	<b>27</b>	<b>30</b>	<b>30</b>	<b>12</b>	<b>0</b>
	Wellington Parc of Owensboro	DAVIESS	0	2	16	39	0
		HANCOCK	0	0	1	2	0
		HENDERSON	0	0	2	0	0
		HOPKINS	0	0	1	0	0
		IN	0	1	0	0	0
		MCLEAN	0	0	1	2	0
		MUHLENBERG	0	0	0	1	0
		OHIO	0	1	0	2	0
		Other	0	0	0	1	0
		TN	0	0	1	0	0
		WARREN	0	1	0	0	0
		<b>Total</b>	<b>0</b>	<b>5</b>	<b>22</b>	<b>47</b>	<b>0</b>
		<b>ADD:3 Total</b>	<b>158</b>	<b>241</b>	<b>319</b>	<b>391</b>	<b>136</b>
ADD:4	Auburn Health Care	ALLEN	0	1	0	0	0
		CALDWELL	0	1	0	0	0
		EDMONSON	0	1	0	0	0
		LOGAN	6	9	12	13	0
		PIKE	0	1	0	0	0
		SIMPSON	2	0	1	1	0
		TN	0	1	0	0	0
		WARREN	1	3	2	0	0
		<b>Total</b>	<b>9</b>	<b>17</b>	<b>15</b>	<b>14</b>	<b>0</b>
	Barren County Nursing and Rehab	ADAIR	0	1	0	2	0
		ALLEN	1	1	0	0	0
		BARREN	1	4	20	28	0
		BULLITT	1	0	0	1	0
		GREEN	0	0	1	0	0

**2019 ANNUAL KENTUCKY LONG TERM CARE UTILIZATION AND SERVICE REPORT**

**Table 30 - 2019 Kentucky Long Term Care Facility Patient Origin  
Facility ADD and Facility by Patient County of Residence**

ADD	Facility Name	Patient County	Under 65	65-74	75-84	Over 85	Unknown
		HART	0	3	3	0	0
		METCALFE	2	0	1	6	0
		MONROE	1	0	2	1	0
		RUSSELL	0	0	0	1	0
		TN	0	1	0	0	0
		WARREN	1	1	2	0	0
		<b>Total</b>	<b>7</b>	<b>11</b>	<b>29</b>	<b>39</b>	<b>0</b>
	Bowling Green Nursing and Rehabilitation						
		ALLEN	0	2	3	1	0
		BARREN	1	0	0	0	0
		FAYETTE	1	0	0	0	0
		HART	0	0	1	0	0
		HENRY	0	0	0	1	0
		LOGAN	2	0	0	0	0
		Other	0	1	1	0	0
		SIMPSON	1	0	0	1	0
		WARREN	6	12	15	10	0
		<b>Total</b>	<b>11</b>	<b>15</b>	<b>20</b>	<b>13</b>	<b>0</b>
	Cal Turner Rehab and Specialty Care						
		ALLEN	7	17	29	18	0
		BARREN	5	1	0	0	0
		BUTLER	1	0	0	0	0
		CLINTON	0	0	1	0	0
		LOGAN	0	0	1	0	0
		SIMPSON	0	2	3	6	0
		TN	0	1	1	1	0
		WARREN	3	1	5	5	0
		<b>Total</b>	<b>16</b>	<b>22</b>	<b>40</b>	<b>30</b>	<b>0</b>
	Christian Health Center, Bowling Green						
		LOGAN	0	0	1	0	0
		TN	0	0	0	1	0
		WARREN	0	1	3	12	0
		<b>Total</b>	<b>0</b>	<b>1</b>	<b>4</b>	<b>13</b>	<b>0</b>
	Colonial Center						
		BARREN	0	0	0	0	0
		EDMONSON	0	0	0	3	0

**2019 ANNUAL KENTUCKY LONG TERM CARE UTILIZATION AND SERVICE REPORT**

**Table 30 - 2019 Kentucky Long Term Care Facility Patient Origin  
Facility ADD and Facility by Patient County of Residence**

ADD	Facility Name	Patient County	Under 65	65-74	75-84	Over 85	Unknown
		MARION	0	1	0	0	0
		SIMPSON	0	3	0	0	0
		WARREN	0	0	29	2	0
		<b>Total</b>	<b>0</b>	<b>4</b>	<b>29</b>	<b>5</b>	<b>0</b>
	Creekwood Place Nursing and Rehab Center						
		LOGAN	11	13	30	30	0
		MUHLENBERG	0	0	2	1	0
		TODD	0	1	4	5	0
		<b>Total</b>	<b>11</b>	<b>14</b>	<b>36</b>	<b>36</b>	<b>0</b>
	Edmonson Center						
		EDMONSON	5	12	14	26	0
		GRAYSON	0	3	2	1	0
		HART	0	0	1	1	0
		WARREN	0	0	2	5	0
		<b>Total</b>	<b>5</b>	<b>15</b>	<b>19</b>	<b>33</b>	<b>0</b>
	Franklin-Simpson Nursing and Rehabilitation						
		ALLEN	5	2	1	1	0
		BARREN	1	0	0	0	0
		BOONE	1	0	0	0	0
		CASEY	1	0	0	0	0
		CLARK	0	1	0	0	0
		CUMBERLAND	1	0	0	0	0
		ESTILL	1	0	0	0	0
		FAYETTE	2	0	0	0	0
		HART	0	2	0	0	0
		JEFFERSON	1	0	0	0	0
		LAUREL	0	0	1	0	0
		LOGAN	1	0	4	2	0
		OWEN	0	1	0	0	0
		PULASKI	0	1	0	0	0
		SIMPSON	5	9	5	14	0
		TN	0	2	1	0	0
		TRIGG	0	0	1	0	0
		WARREN	10	4	7	4	0
		<b>Total</b>	<b>29</b>	<b>22</b>	<b>20</b>	<b>21</b>	<b>0</b>



**2019 ANNUAL KENTUCKY LONG TERM CARE UTILIZATION AND SERVICE REPORT**

**Table 30 - 2019 Kentucky Long Term Care Facility Patient Origin  
Facility ADD and Facility by Patient County of Residence**

ADD	Facility Name	Patient County	Under 65	65-74	75-84	Over 85	Unknown
	Glasgow State Nursing Facility						
		ADAIR	0	0	2	1	0
		ALLEN	0	1	0	0	0
		BARREN	0	0	4	0	0
		BOONE	1	0	0	0	0
		BOYLE	0	0	1	0	0
		BULLITT	2	0	0	0	0
		CAMPBELL	1	0	1	0	0
		CLARK	0	0	1	0	0
		DAVISS	0	0	1	0	0
		EDMONSON	0	0	1	0	0
		FAYETTE	1	2	4	0	0
		FLOYD	0	1	0	0	0
		FRANKLIN	0	2	0	0	0
		GREEN	0	1	0	0	0
		GREENUP	0	1	0	0	0
		HARDIN	0	0	1	0	0
		HARRISON	0	2	0	0	0
		HART	0	0	1	0	0
		JEFFERSON	3	2	0	0	0
		JESSAMINE	0	1	0	0	0
		KENTON	1	0	1	0	0
		KNOX	0	1	0	0	0
		LEE	0	0	1	0	0
		LINCOLN	0	1	0	0	0
		MCCRACKEN	1	0	0	0	0
		METCALFE	1	0	0	1	0
		OHIO	0	1	0	0	0
		OLDHAM	1	0	0	0	0
		PULASKI	0	2	0	0	0
		TAYLOR	0	0	1	0	0
		TODD	1	0	0	0	0
		UNION	1	0	0	0	0
		WARREN	2	6	1	0	0
		<b>Total</b>	<b>16</b>	<b>24</b>	<b>21</b>	<b>2</b>	<b>0</b>

**2019 ANNUAL KENTUCKY LONG TERM CARE UTILIZATION AND SERVICE REPORT**

**Table 30 - 2019 Kentucky Long Term Care Facility Patient Origin  
Facility ADD and Facility by Patient County of Residence**

ADD	Facility Name	Patient County	Under 65	65-74	75-84	Over 85	Unknown
	Glenview Health Care Facility	ALLEN	0	1	1	0	0
		BARREN	5	3	14	14	0
		EDMONSON	0	1	0	1	0
		LARUE	0	0	0	1	0
		METCALFE	0	0	2	0	0
		WARREN	0	1	2	0	0
		WEBSTER	0	1	0	0	0
		<b>Total</b>	<b>5</b>	<b>7</b>	<b>19</b>	<b>16</b>	<b>0</b>
	Greenwood Nursing and Rehabilitation	WARREN	17	23	36	46	0
		<b>Total</b>	<b>17</b>	<b>23</b>	<b>36</b>	<b>46</b>	<b>0</b>
	Hopkins Center	ADAIR	0	0	0	1	0
		BELL	0	0	0	1	0
		EDMONSON	0	1	1	1	0
		JEFFERSON	0	1	1	1	0
		LOGAN	1	0	1	1	0
		MONROE	0	0	0	1	0
		MUHLENBERG	0	0	0	1	0
		Other	0	2	0	7	0
		SIMPSON	1	2	4	6	0
		WARREN	0	3	1	5	0
		<b>Total</b>	<b>2</b>	<b>9</b>	<b>8</b>	<b>25</b>	<b>0</b>
	Magnolia Village Care	ALLEN	0	0	0	1	0
		BARREN	0	1	0	0	0
		CLARK	0	0	0	1	0
		DAVISS	0	0	1	0	0
		EDMONSON	1	1	0	0	0
		GRAYSON	0	0	0	1	0
		HARDIN	0	1	1	1	0
		JEFFERSON	0	0	1	0	0
		LOGAN	0	0	1	0	0
		LYON	0	0	0	1	0
		MUHLENBERG	0	0	1	0	0

**2019 ANNUAL KENTUCKY LONG TERM CARE UTILIZATION AND SERVICE REPORT**

**Table 30 - 2019 Kentucky Long Term Care Facility Patient Origin  
Facility ADD and Facility by Patient County of Residence**

ADD	Facility Name	Patient County	Under 65	65-74	75-84	Over 85	Unknown
		OH	0	0	1	0	0
		OHIO	0	0	1	0	0
		SIMPSON	0	0	0	2	0
		WARREN	2	5	14	19	0
		<b>Total</b>	<b>3</b>	<b>8</b>	<b>21</b>	<b>26</b>	<b>0</b>
	Metcalfe Health Care Center	ADAIR	4	1	3	3	0
		BARREN	1	0	1	1	0
		CLINTON	1	1	0	0	0
		CUMBERLAND	0	0	3	0	0
		GREEN	0	0	0	1	0
		MCCREARY	0	0	1	0	0
		METCALFE	3	5	15	13	0
		MONROE	0	0	1	1	0
		OH	0	0	2	0	0
		Other	2	0	1	2	0
		WARREN	0	0	0	1	0
		WASHINGTON	0	0	0	1	0
		WAYNE	0	1	0	0	0
		<b>Total</b>	<b>11</b>	<b>8</b>	<b>27</b>	<b>23</b>	<b>0</b>
	Morgantown Care and Rehabilitation Center	ALLEN	0	1	0	0	0
		BUTLER	11	13	39	19	0
		DAVISS	0	0	1	2	0
		EDMONSON	0	1	1	0	0
		GRAYSON	1	0	1	0	0
		HARDIN	0	1	0	0	0
		LIVINGSTON	0	0	0	1	0
		LOGAN	1	1	1	0	0
		MCLEAN	0	0	1	0	0
		MUHLENBERG	0	0	1	0	0
		OHIO	1	1	3	0	0
		WARREN	3	2	3	0	0
		<b>Total</b>	<b>17</b>	<b>20</b>	<b>51</b>	<b>22</b>	<b>0</b>
	NHC HealthCare, Glasgow	ALLEN	1	2	0	1	0

**2019 ANNUAL KENTUCKY LONG TERM CARE UTILIZATION AND SERVICE REPORT**

**Table 30 - 2019 Kentucky Long Term Care Facility Patient Origin  
Facility ADD and Facility by Patient County of Residence**

ADD	Facility Name	Patient County	Under 65	65-74	75-84	Over 85	Unknown
		BARREN	14	28	39	51	0
		HART	0	3	3	10	0
		METCALFE	2	2	0	8	0
		MONROE	1	2	3	0	0
		WARREN	1	0	3	4	0
		<b>Total</b>	<b>19</b>	<b>37</b>	<b>48</b>	<b>74</b>	<b>0</b>
	Signature Healthcare Bowling Green	ALLEN	1	2	1	0	0
		BUTLER	1	1	1	0	0
		CLAY	0	1	0	0	0
		DAVISS	0	0	0	1	0
		HART	0	0	0	1	0
		LOGAN	1	1	1	0	0
		METCALFE	0	1	0	0	0
		MONROE	1	0	0	0	0
		SIMPSON	0	1	0	0	0
		TAYLOR	0	0	1	0	0
		TN	0	0	0	1	0
		WARREN	10	17	22	78	0
		<b>Total</b>	<b>14</b>	<b>24</b>	<b>26</b>	<b>81</b>	<b>0</b>
	Signature Healthcare of Glasgow	ALLEN	0	1	0	1	0
		BARREN	8	10	18	14	0
		HARDIN	0	0	1	0	0
		METCALFE	1	0	3	0	0
		MONROE	1	2	0	2	0
		Other	0	0	0	0	0
		WARREN	1	1	0	1	0
		<b>Total</b>	<b>11</b>	<b>14</b>	<b>22</b>	<b>18</b>	<b>0</b>
	Signature Healthcare of Hart County	ALLEN	1	0	0	0	0
		BARREN	4	3	9	9	0
		EDMONSON	0	0	0	1	0
		GRAYSON	0	0	1	0	0
		GREEN	1	0	1	1	0
		HART	9	6	10	30	0

**2019 ANNUAL KENTUCKY LONG TERM CARE UTILIZATION AND SERVICE REPORT**

**Table 30 - 2019 Kentucky Long Term Care Facility Patient Origin  
Facility ADD and Facility by Patient County of Residence**

ADD	Facility Name	Patient County	Under 65	65-74	75-84	Over 85	Unknown
		HOPKINS	0	1	0	0	0
		METCALFE	2	0	0	1	0
		SCOTT	0	1	0	0	0
		WARREN	2	1	0	2	0
		<b>Total</b>	<b>19</b>	<b>12</b>	<b>21</b>	<b>44</b>	<b>0</b>
	Signature HealthCare of Monroe County Rehab	ALLEN	1	0	0	0	0
		BULLITT	0	0	0	1	0
		METCALFE	1	0	0	0	0
		MONROE	11	17	36	31	0
		TN	0	0	0	3	0
		<b>Total</b>	<b>13</b>	<b>17</b>	<b>36</b>	<b>35</b>	<b>0</b>
	T J Samson Community Hospital Skilled Nursing Unit	ADAIR	0	0	1	1	0
		BARREN	0	2	3	2	0
		RUSSELL	0	0	1	0	0
		WARREN	0	0	0	1	0
		<b>Total</b>	<b>0</b>	<b>2</b>	<b>5</b>	<b>4</b>	<b>0</b>
	The Haven At Massey Springs	BULLITT	0	0	1	0	0
		BUTLER	0	0	0	1	0
		LOGAN	0	0	1	1	0
		MO	0	0	0	1	0
		WARREN	0	0	5	8	0
		<b>Total</b>	<b>0</b>	<b>0</b>	<b>7</b>	<b>11</b>	<b>0</b>
		<b>ADD:4 Total</b>	<b>235</b>	<b>326</b>	<b>560</b>	<b>631</b>	<b>0</b>
ADD:5	Brandenburg Nursing and Rehabilitation	BRECKINRIDGE	1	1	3	0	0
		DAVISS	0	0	1	0	0
		HARDIN	1	2	3	1	0
		HENDERSON	0	0	1	0	0
		IN	1	1	1	1	0
		JEFFERSON	0	0	0	1	0
		MEADE	5	3	8	8	0
		OHIO	0	4	0	0	0

**2019 ANNUAL KENTUCKY LONG TERM CARE UTILIZATION AND SERVICE REPORT**

**Table 30 - 2019 Kentucky Long Term Care Facility Patient Origin  
Facility ADD and Facility by Patient County of Residence**

ADD	Facility Name	Patient County	Under 65	65-74	75-84	Over 85	Unknown
		WARREN	0	0	0	1	0
		<b>Total</b>	<b>8</b>	<b>11</b>	<b>17</b>	<b>12</b>	<b>0</b>
	Breckinridge Memorial Nursing Facility	BRECKINRIDGE	0	0	7	11	0
		<b>Total</b>	<b>0</b>	<b>0</b>	<b>7</b>	<b>11</b>	<b>0</b>
	Cedars Of Lebanon Nursing Center	BOYLE	0	0	1	0	0
		BULLITT	0	1	0	0	0
		HARRISON	0	0	0	1	0
		LARUE	0	0	1	0	0
		MARION	8	10	11	13	0
		METCALFE	0	1	0	0	0
		NELSON	0	1	0	0	0
		TAYLOR	4	0	0	0	0
		WASHINGTON	2	1	0	0	0
		<b>Total</b>	<b>14</b>	<b>14</b>	<b>13</b>	<b>14</b>	<b>0</b>
	Elizabethtown Nursing and Rehab	BARREN	1	0	0	0	0
		BRECKINRIDGE	0	1	0	0	0
		BULLITT	0	2	0	0	0
		EDMONSON	0	0	1	0	0
		FAYETTE	0	1	0	0	0
		GRAYSON	1	1	0	1	0
		HARDIN	5	15	16	6	0
		LARUE	0	0	2	0	0
		MEADE	0	1	2	0	0
		NELSON	0	0	0	1	0
		Other	0	0	1	0	0
		TAYLOR	0	0	0	1	0
		<b>Total</b>	<b>7</b>	<b>21</b>	<b>22</b>	<b>9</b>	<b>0</b>
	Flaget Memorial Hospital NF	NELSON	0	2	2	2	0
		TAYLOR	0	0	1	0	0
		<b>Total</b>	<b>0</b>	<b>2</b>	<b>3</b>	<b>2</b>	<b>0</b>
	Grayson Manor	BRECKINRIDGE	1	0	0	0	0

**2019 ANNUAL KENTUCKY LONG TERM CARE UTILIZATION AND SERVICE REPORT**

**Table 30 - 2019 Kentucky Long Term Care Facility Patient Origin  
Facility ADD and Facility by Patient County of Residence**

ADD	Facility Name	Patient County	Under 65	65-74	75-84	Over 85	Unknown
		BUTLER	0	0	0	1	0
		GRAYSON	2	8	21	25	0
		HARDIN	1	0	0	0	0
		JEFFERSON	0	0	2	0	0
		NELSON	0	0	1	0	0
		WARREN	1	0	0	0	0
		<b>Total</b>	<b>5</b>	<b>8</b>	<b>24</b>	<b>26</b>	<b>0</b>
	Hardinsburg Nursing and Rehabilitation	BRECKINRIDGE	4	7	18	18	0
		DAVISS	1	0	1	0	0
		GRAYSON	0	2	0	2	0
		HANCOCK	0	0	0	2	0
		HARDIN	0	0	1	0	0
		JEFFERSON	0	0	1	0	0
		MEADE	1	0	0	0	0
		Other	1	2	0	1	0
		<b>Total</b>	<b>7</b>	<b>11</b>	<b>21</b>	<b>23</b>	<b>0</b>
	Helmwood Healthcare Center	BUTLER	0	0	0	1	0
		GRAYSON	0	0	1	0	0
		HARDIN	1	1	13	30	0
		JEFFERSON	0	0	0	2	0
		LARUE	0	0	0	2	0
		LOGAN	0	0	1	0	0
		NELSON	0	0	0	1	0
		<b>Total</b>	<b>1</b>	<b>1</b>	<b>15</b>	<b>36</b>	<b>0</b>
	Kensington Center	BRECKINRIDGE	1	0	1	1	0
		CLAY	1	0	0	0	0
		GRAYSON	2	1	2	0	0
		GREEN	1	1	0	0	0
		HARDIN	9	15	17	10	0
		JEFFERSON	0	1	0	1	0
		LARUE	1	0	2	0	0
		MEADE	1	0	2	0	0
		NELSON	2	0	2	0	0

**2019 ANNUAL KENTUCKY LONG TERM CARE UTILIZATION AND SERVICE REPORT**

**Table 30 - 2019 Kentucky Long Term Care Facility Patient Origin  
Facility ADD and Facility by Patient County of Residence**

ADD	Facility Name	Patient County	Under 65	65-74	75-84	Over 85	Unknown
		TAYLOR	0	2	0	0	0
		<b>Total</b>	<b>18</b>	<b>20</b>	<b>26</b>	<b>12</b>	<b>0</b>
	Landmark of Bardstown Rehab and Nursing	BULLITT	0	1	2	2	0
		CAMPBELL	0	1	0	0	0
		CASEY	0	0	0	1	0
		FAYETTE	0	1	2	0	0
		HARDIN	0	1	1	0	0
		MARION	0	2	1	2	0
		NELSON	1	11	12	18	0
		SPENCER	0	0	2	1	0
		TAYLOR	0	1	1	1	0
		WASHINGTON	0	2	3	3	0
		<b>Total</b>	<b>1</b>	<b>20</b>	<b>24</b>	<b>28</b>	<b>0</b>
	Loretto Motherhouse Infirmary	JEFFERSON	0	1	0	0	0
		MARION	0	2	9	19	0
		MO	0	0	0	8	0
		NELSON	0	1	2	4	0
		Other	0	0	1	2	0
		WASHINGTON	0	0	0	2	0
		<b>Total</b>	<b>0</b>	<b>4</b>	<b>12</b>	<b>35</b>	<b>0</b>
	Nursing Facility of Hardin Memorial Hospital	BRECKINRIDGE	0	0	1	0	0
		HARDIN	0	1	3	2	0
		LARUE	1	0	0	0	0
		MEADE	0	0	2	0	0
		NELSON	0	1	0	0	0
		<b>Total</b>	<b>1</b>	<b>2</b>	<b>6</b>	<b>2</b>	<b>0</b>
	Radcliff Veterans Center	ADAIR	0	0	1	0	0
		BARREN	0	0	0	1	0
		BRECKINRIDGE	0	0	0	1	0
		BULLITT	0	1	0	0	0
		DAVISS	0	0	1	0	0
		FAYETTE	1	0	0	0	0



**2019 ANNUAL KENTUCKY LONG TERM CARE UTILIZATION AND SERVICE REPORT**

**Table 30 - 2019 Kentucky Long Term Care Facility Patient Origin  
Facility ADD and Facility by Patient County of Residence**

ADD	Facility Name	Patient County	Under 65	65-74	75-84	Over 85	Unknown
		GRAYSON	0	1	0	0	0
		HARDIN	2	6	10	14	0
		HENRY	0	0	0	1	0
		JEFFERSON	1	7	6	9	0
		JESSAMINE	0	0	0	1	0
		LARUE	0	1	0	0	0
		MEADE	0	0	0	1	0
		NELSON	0	0	0	1	0
		OLDHAM	0	2	1	0	0
		PERRY	0	1	1	0	0
		SIMPSON	0	1	0	0	0
		<b>Total</b>	<b>4</b>	<b>20</b>	<b>20</b>	<b>29</b>	<b>0</b>
	Sansbury Care Center	JEFFERSON	0	0	2	1	0
		MARION	0	0	2	1	0
		NELSON	1	0	0	0	0
		Other	0	0	1	0	1
		WASHINGTON	0	0	17	17	0
		<b>Total</b>	<b>1</b>	<b>0</b>	<b>22</b>	<b>19</b>	<b>1</b>
	Signature Healthcare At Colonial Rehab	BULLITT	1	1	2	0	0
		CLARK	0	0	1	0	0
		HARDIN	3	1	2	0	0
		JEFFERSON	5	1	0	3	0
		MARION	0	1	2	0	0
		NELSON	7	10	6	5	0
		SHELBY	1	1	0	0	0
		TAYLOR	0	0	0	1	0
		<b>Total</b>	<b>17</b>	<b>15</b>	<b>13</b>	<b>9</b>	<b>0</b>
	Signature Healthcare at North Hardin Rehab	BARREN	1	0	0	1	0
		BRECKINRIDGE	1	1	0	0	0
		BULLITT	0	0	0	1	0
		GRAYSON	1	0	0	0	0
		HARDIN	12	22	25	34	0
		IL	0	0	0	1	0

**2019 ANNUAL KENTUCKY LONG TERM CARE UTILIZATION AND SERVICE REPORT**

**Table 30 - 2019 Kentucky Long Term Care Facility Patient Origin  
Facility ADD and Facility by Patient County of Residence**

ADD	Facility Name	Patient County	Under 65	65-74	75-84	Over 85	Unknown
		JEFFERSON	1	1	1	2	0
		MARSHALL	0	0	0	1	0
		MEADE	1	0	5	5	0
		NELSON	1	0	0	0	0
		Other	0	0	1	0	0
		SPENCER	0	0	1	0	0
		WARREN	0	1	0	0	0
		<b>Total</b>	<b>18</b>	<b>25</b>	<b>33</b>	<b>45</b>	<b>0</b>
	Signature Healthcare of Elizabethtown	ADAIR	1	0	0	1	0
		BRECKINRIDGE	0	0	1	0	0
		BULLITT	0	1	1	0	0
		DAVISS	0	0	1	0	0
		GRAYSON	2	2	1	1	0
		HARDIN	14	12	16	10	0
		HART	2	0	1	0	0
		JEFFERSON	0	1	0	1	0
		LARUE	0	1	1	0	0
		MARION	1	0	0	0	0
		MEADE	0	1	0	0	0
		NELSON	0	0	2	2	0
		Other	0	1	0	0	0
		SPENCER	0	1	0	0	0
		TAYLOR	0	1	1	1	0
		<b>Total</b>	<b>20</b>	<b>21</b>	<b>25</b>	<b>16</b>	<b>0</b>
	Spring View Health and Rehab Center	BRECKINRIDGE	1	2	0	1	0
		EDMONSON	1	1	0	1	0
		GRAYSON	7	6	26	15	0
		HARDIN	0	2	1	0	0
		IN	0	0	1	0	0
		JEFFERSON	1	1	0	0	0
		Other	1	0	0	0	0
		<b>Total</b>	<b>11</b>	<b>12</b>	<b>28</b>	<b>17</b>	<b>0</b>
	Springfield Nursing and Rehabilitation Center	ADAIR	0	0	0	1	0

**2019 ANNUAL KENTUCKY LONG TERM CARE UTILIZATION AND SERVICE REPORT**

**Table 30 - 2019 Kentucky Long Term Care Facility Patient Origin  
Facility ADD and Facility by Patient County of Residence**

ADD	Facility Name	Patient County	Under 65	65-74	75-84	Over 85	Unknown
		BOYLE	0	1	3	1	0
		CALDWELL	0	0	1	0	0
		CASEY	0	0	0	1	0
		CLARK	0	1	1	0	0
		CUMBERLAND	0	1	0	0	0
		ESTILL	0	0	0	1	0
		FAYETTE	0	0	0	2	0
		HARDIN	0	1	1	1	0
		JESSAMINE	2	0	0	0	0
		KNOX	1	0	0	0	0
		MARION	4	1	1	1	0
		MERCER	0	2	0	0	0
		NELSON	0	1	1	1	0
		Other	0	0	0	1	0
		PIKE	0	1	0	0	0
		PULASKI	1	0	0	0	0
		SHELBY	1	1	0	0	0
		TAYLOR	0	0	0	1	0
		WASHINGTON	4	4	8	5	0
		<b>Total</b>	<b>13</b>	<b>14</b>	<b>16</b>	<b>16</b>	<b>0</b>
	Sunrise Manor Nursing Home						
		BULLITT	0	0	1	1	0
		GRAYSON	2	0	0	0	0
		GREEN	0	0	1	0	0
		HARDIN	4	10	11	16	0
		HART	0	0	1	2	0
		JEFFERSON	1	0	1	0	0
		LARUE	7	7	18	19	0
		METCALFE	1	0	0	0	0
		NELSON	0	3	3	3	0
		PULASKI	0	1	0	0	0
		RUSSELL	0	0	1	0	0
		TAYLOR	2	0	4	2	0
		TN	0	0	0	1	0
		<b>Total</b>	<b>17</b>	<b>21</b>	<b>41</b>	<b>44</b>	<b>0</b>

**2019 ANNUAL KENTUCKY LONG TERM CARE UTILIZATION AND SERVICE REPORT**

**Table 30 - 2019 Kentucky Long Term Care Facility Patient Origin  
Facility ADD and Facility by Patient County of Residence**

ADD	Facility Name	Patient County	Under 65	65-74	75-84	Over 85	Unknown
	The Village of Lebanon II	MADISON	0	0	0	1	0
		MARION	0	0	7	7	0
		NELSON	0	1	0	0	0
		WASHINGTON	0	1	0	1	0
		<b>Total</b>	<b>0</b>	<b>2</b>	<b>7</b>	<b>9</b>	<b>0</b>
	Village of Lebanon II	MARION	0	1	3	7	0
		TAYLOR	0	0	1	1	0
		WASHINGTON	0	0	0	2	0
		<b>Total</b>	<b>0</b>	<b>1</b>	<b>4</b>	<b>10</b>	<b>0</b>
		<b>ADD:5 Total</b>	<b>163</b>	<b>245</b>	<b>399</b>	<b>424</b>	<b>1</b>
<b>ADD:6</b>							
	Atria Blankenbaker	JEFFERSON	0	0	0	0	0
		<b>Total</b>	<b>0</b>	<b>0</b>	<b>0</b>	<b>0</b>	<b>0</b>
	Baptist Health La Grange	HENRY	1	0	0	1	0
		OLDHAM	0	0	0	3	0
		TAYLOR	1	0	0	0	0
		TRIMBLE	1	0	0	0	0
		<b>Total</b>	<b>3</b>	<b>0</b>	<b>0</b>	<b>4</b>	<b>0</b>
	Bedrock HC at Green Meadows	BULLITT	5	23	26	3	0
		JEFFERSON	0	13	10	2	0
		NELSON	0	4	2	0	0
		<b>Total</b>	<b>5</b>	<b>40</b>	<b>38</b>	<b>5</b>	<b>0</b>
	Brookdale Stonestreet	JEFFERSON	0	0	0	0	0
		<b>Total</b>	<b>0</b>	<b>0</b>	<b>0</b>	<b>0</b>	<b>0</b>
	Cedar Lake Lodge Park Place II	HENRY	0	0	0	0	0
		<b>Total</b>	<b>0</b>	<b>0</b>	<b>0</b>	<b>0</b>	<b>0</b>
	Cherokee Park Rehabilitation	BULLITT	1	0	0	0	0
		HARDIN	0	0	1	0	0

**2019 ANNUAL KENTUCKY LONG TERM CARE UTILIZATION AND SERVICE REPORT**

**Table 30 - 2019 Kentucky Long Term Care Facility Patient Origin  
Facility ADD and Facility by Patient County of Residence**

ADD	Facility Name	Patient County	Under 65	65-74	75-84	Over 85	Unknown
		IN	0	0	0	1	0
		JEFFERSON	9	26	8	18	0
		OLDHAM	0	1	0	0	0
		Other	0	0	0	1	0
		SHELBY	1	0	0	0	0
		SPENCER	1	0	0	0	0
		WHITLEY	1	0	0	0	0
		<b>Total</b>	<b>13</b>	<b>27</b>	<b>9</b>	<b>20</b>	<b>0</b>
	Christian Health Center of Louisville	JEFFERSON	2	32	51	21	0
		<b>Total</b>	<b>2</b>	<b>32</b>	<b>51</b>	<b>21</b>	<b>0</b>
	Clifton Oaks Care Center	JEFFERSON	34	20	25	17	0
		<b>Total</b>	<b>34</b>	<b>20</b>	<b>25</b>	<b>17</b>	<b>0</b>
	Crestview Center	FAYETTE	0	0	1	0	0
		FRANKLIN	2	2	2	0	0
		HENRY	1	0	2	2	0
		JEFFERSON	0	1	0	2	0
		OH	0	0	0	1	0
		OHIO	0	0	0	1	0
		OLDHAM	0	0	1	0	0
		SHELBY	3	3	10	16	0
		SPENCER	0	0	4	0	0
		TN	0	0	0	1	0
		<b>Total</b>	<b>6</b>	<b>6</b>	<b>20</b>	<b>23</b>	<b>0</b>
	Diversicare of Seneca Place	JEFFERSON	28	20	20	34	0
		<b>Total</b>	<b>28</b>	<b>20</b>	<b>20</b>	<b>34</b>	<b>0</b>
	Eastern Star Home in KY	JEFFERSON	1	1	6	6	0
		MADISON	0	0	1	0	0
		Other	0	0	0	1	0
		<b>Total</b>	<b>1</b>	<b>1</b>	<b>7</b>	<b>7</b>	<b>0</b>
	Episcopal Church Home	JEFFERSON	4	7	20	46	0

**2019 ANNUAL KENTUCKY LONG TERM CARE UTILIZATION AND SERVICE REPORT**

**Table 30 - 2019 Kentucky Long Term Care Facility Patient Origin  
Facility ADD and Facility by Patient County of Residence**

ADD	Facility Name	Patient County	Under 65	65-74	75-84	Over 85	Unknown
		LINCOLN	0	0	0	1	0
		MONTGOMERY	0	0	0	1	0
		OLDHAM	0	0	2	2	0
		PIKE	0	0	0	1	0
		WASHINGTON	0	0	0	1	0
		<b>Total</b>	<b>4</b>	<b>7</b>	<b>22</b>	<b>52</b>	<b>0</b>
	Essex Nursing and Rehabilitation Center						
		ELLIOTT	0	0	0	1	0
		FULTON	0	0	0	1	0
		JEFFERSON	11	28	26	40	0
		MCCRACKEN	1	0	0	0	0
		Other	0	0	0	2	0
		<b>Total</b>	<b>12</b>	<b>28</b>	<b>26</b>	<b>44</b>	<b>0</b>
	Forest Hills Commons						
		JEFFERSON	0	0	0	0	0
		<b>Total</b>	<b>0</b>	<b>0</b>	<b>0</b>	<b>0</b>	<b>0</b>
	Forest Springs Health Campus						
		BULLITT	0	0	0	1	0
		CLARK	0	1	0	1	0
		HENRY	0	0	1	0	0
		JEFFERSON	0	4	12	15	0
		OH	0	0	0	1	0
		OLDHAM	0	1	3	3	0
		RUSSELL	0	1	0	0	0
		SHELBY	0	0	1	0	0
		<b>Total</b>	<b>0</b>	<b>7</b>	<b>17</b>	<b>21</b>	<b>0</b>
	Franciscan Health Care Center						
		BRECKINRIDGE	0	0	0	1	0
		BULLITT	0	0	3	3	0
		CLARK	0	0	0	1	0
		JEFFERSON	3	8	21	40	0
		MADISON	0	0	0	1	0
		<b>Total</b>	<b>3</b>	<b>8</b>	<b>24</b>	<b>46</b>	<b>0</b>
	Friendship Health and Rehab						
		HENRY	0	0	1	0	0
		JEFFERSON	6	17	28	19	0

**2019 ANNUAL KENTUCKY LONG TERM CARE UTILIZATION AND SERVICE REPORT**

**Table 30 - 2019 Kentucky Long Term Care Facility Patient Origin  
Facility ADD and Facility by Patient County of Residence**

ADD	Facility Name	Patient County	Under 65	65-74	75-84	Over 85	Unknown
		OLDHAM	0	0	4	19	0
		SIMPSON	0	0	8	18	0
		TRIMBLE	2	0	0	0	0
		<b>Total</b>	<b>8</b>	<b>17</b>	<b>41</b>	<b>56</b>	<b>0</b>
	Glen Ridge Health Campus						
		BULLITT	1	2	2	2	0
		GRAYSON	0	1	0	0	0
		JEFFERSON	1	15	7	20	0
		Other	0	0	4	5	0
		SPENCER	0	1	3	2	0
		<b>Total</b>	<b>2</b>	<b>19</b>	<b>16</b>	<b>29</b>	<b>0</b>
	Highlands Nursing and Rehabilitation Center						
		BULLITT	0	2	1	1	0
		FRANKLIN	0	3	4	1	0
		IL	0	0	0	0	0
		IN	0	0	0	0	0
		JEFFERSON	12	59	45	19	0
		<b>Total</b>	<b>12</b>	<b>64</b>	<b>50</b>	<b>21</b>	<b>0</b>
	Hillcreek Rehabilitation and Care						
		JEFFERSON	42	35	24	20	0
		<b>Total</b>	<b>42</b>	<b>35</b>	<b>24</b>	<b>20</b>	<b>0</b>
	Home of the Innocents						
		BOONE	2	0	0	0	0
		BRECKINRIDGE	1	0	0	0	0
		BULLITT	1	0	0	0	0
		CAMPBELL	2	0	0	0	0
		CARTER	1	0	0	0	0
		CHRISTIAN	1	0	0	0	0
		FAYETTE	2	0	0	0	0
		GRAYSON	1	0	0	0	0
		HARDIN	2	0	0	0	0
		HARLAN	1	0	0	0	0
		IL	2	0	0	0	0
		IN	1	0	0	0	0
		JEFFERSON	36	0	0	0	0
		KENTON	1	0	0	0	0

**2019 ANNUAL KENTUCKY LONG TERM CARE UTILIZATION AND SERVICE REPORT**

**Table 30 - 2019 Kentucky Long Term Care Facility Patient Origin  
Facility ADD and Facility by Patient County of Residence**

ADD	Facility Name	Patient County	Under 65	65-74	75-84	Over 85	Unknown
		LAUREL	2	0	0	0	0
		LEE	1	0	0	0	0
		LETCHER	1	0	0	0	0
		MADISON	1	0	0	0	0
		MARION	1	0	0	0	0
		MARSHALL	1	0	0	0	0
		MCCRACKEN	1	0	0	0	0
		MONTGOMERY	2	0	0	0	0
		OH	1	0	0	0	0
		OLDHAM	2	0	0	0	0
		PERRY	1	0	0	0	0
		PIKE	1	0	0	0	0
		PULASKI	2	0	0	0	0
		SCOTT	1	0	0	0	0
		SHELBY	1	0	0	0	0
		WARREN	1	0	0	0	0
		WEBSTER	1	0	0	0	0
		<b>Total</b>	<b>75</b>	<b>0</b>	<b>0</b>	<b>0</b>	<b>0</b>
	Jeffersontown Rehabilitation						
		BRECKINRIDGE	0	1	0	1	0
		BULLITT	0	1	0	2	0
		HARDIN	0	0	0	1	0
		IL	0	0	0	1	0
		JEFFERSON	6	11	30	25	0
		TRIMBLE	0	0	1	0	0
		WASHINGTON	0	0	0	1	0
		WV	0	0	0	1	0
		<b>Total</b>	<b>6</b>	<b>13</b>	<b>31</b>	<b>32</b>	<b>0</b>
	Kindred Hospital - Louisville						
		BRECKINRIDGE	1	0	0	0	0
		BULLITT	1	0	0	0	0
		CLARK	1	0	0	0	0
		DAVISS	1	0	0	0	0
		FAYETTE	1	1	0	0	0
		FLOYD	1	0	0	0	0
		HENRY	0	0	0	1	0



**2019 ANNUAL KENTUCKY LONG TERM CARE UTILIZATION AND SERVICE REPORT**

**Table 30 - 2019 Kentucky Long Term Care Facility Patient Origin  
Facility ADD and Facility by Patient County of Residence**

ADD	Facility Name	Patient County	Under 65	65-74	75-84	Over 85	Unknown
		HOPKINS	0	1	0	0	0
		IL	0	1	0	0	0
		IN	0	1	0	0	0
		JEFFERSON	14	8	2	0	0
		JESSAMINE	0	1	0	0	0
		LAUREL	1	0	0	0	0
		MCCREARY	1	0	0	0	0
		METCALFE	0	0	1	0	0
		MONROE	1	0	0	0	0
		SCOTT	0	1	0	0	0
		WARREN	0	0	0	1	0
		<b>Total</b>	<b>23</b>	<b>14</b>	<b>3</b>	<b>2</b>	<b>0</b>
	Klondike Center						
		FRANKLIN	0	1	0	0	0
		GREEN	1	0	0	0	0
		JEFFERSON	17	16	11	7	0
		NELSON	1	1	0	0	0
		PERRY	0	0	0	1	0
		<b>Total</b>	<b>19</b>	<b>18</b>	<b>11</b>	<b>8</b>	<b>0</b>
	Landmark of Iroquois Park and Nursing Center						
		BULLITT	0	0	0	1	0
		EDMONSON	0	0	0	1	0
		HARDIN	0	0	0	1	0
		JEFFERSON	15	27	15	40	0
		Other	1	0	0	0	0
		<b>Total</b>	<b>16</b>	<b>27</b>	<b>15</b>	<b>43</b>	<b>0</b>
	Landmark of Louisville Rehab and Nursing						
		ADAIR	0	1	0	0	0
		BULLITT	1	0	1	1	0
		CARROLL	1	0	0	0	0
		DAVISS	0	1	0	0	0
		HARDIN	1	0	0	0	0
		HENRY	1	0	0	0	0
		JEFFERSON	71	54	52	37	0
		JOHNSON	1	0	0	0	0
		NELSON	0	0	1	0	0

**2019 ANNUAL KENTUCKY LONG TERM CARE UTILIZATION AND SERVICE REPORT**

**Table 30 - 2019 Kentucky Long Term Care Facility Patient Origin  
Facility ADD and Facility by Patient County of Residence**

ADD	Facility Name	Patient County	Under 65	65-74	75-84	Over 85	Unknown
		OLDHAM	0	1	0	0	0
		WOODFORD	0	1	0	0	0
		<b>Total</b>	<b>76</b>	<b>58</b>	<b>54</b>	<b>38</b>	<b>0</b>
	Landmark of River City Rehabilitation and Nursing	JEFFERSON	18	23	17	15	0
		<b>Total</b>	<b>18</b>	<b>23</b>	<b>17</b>	<b>15</b>	<b>0</b>
	Little Sisters of the Poor	FAYETTE	0	0	1	0	0
		HARDIN	0	0	0	1	0
		IN	0	0	0	2	0
		JEFFERSON	0	2	4	19	0
		MARION	0	0	0	1	0
		OH	0	0	0	1	0
		PULASKI	0	0	0	1	0
		<b>Total</b>	<b>0</b>	<b>2</b>	<b>5</b>	<b>25</b>	<b>0</b>
	Louisville Protestant Altenheim	JEFFERSON	0	1	2	10	0
		<b>Total</b>	<b>0</b>	<b>1</b>	<b>2</b>	<b>10</b>	<b>0</b>
	Lyndon Woods Care & Rehabilitation	FAYETTE	1	0	0	0	0
		HARDIN	0	1	0	0	0
		HENRY	0	0	1	1	0
		IN	1	0	0	0	0
		JEFFERSON	19	31	35	9	0
		LAUREL	0	0	1	0	0
		LINCOLN	0	0	0	1	0
		SHELBY	0	0	1	0	0
		<b>Total</b>	<b>21</b>	<b>32</b>	<b>38</b>	<b>11</b>	<b>0</b>
	Masonic Home of Louisville	IN	2	1	2	2	0
		JEFFERSON	12	16	50	64	0
		MCCRACKEN	0	1	0	0	0
		MEADE	0	0	0	1	0
		OH	0	0	0	1	0
		OLDHAM	0	2	1	1	0
		Other	0	0	2	0	0

**2019 ANNUAL KENTUCKY LONG TERM CARE UTILIZATION AND SERVICE REPORT**

**Table 30 - 2019 Kentucky Long Term Care Facility Patient Origin  
Facility ADD and Facility by Patient County of Residence**

ADD	Facility Name	Patient County	Under 65	65-74	75-84	Over 85	Unknown
		SHELBY	1	2	0	0	0
		SPENCER	1	0	0	0	0
		VA	0	0	2	0	0
		WV	0	0	0	1	0
		<b>Total</b>	<b>16</b>	<b>22</b>	<b>57</b>	<b>70</b>	<b>0</b>
	Masonic Home of Shelbyville						
		ANDERSON	0	0	0	4	0
		BULLITT	1	0	1	0	0
		FRANKLIN	1	3	3	7	0
		HENRY	0	1	0	0	0
		IN	0	2	0	0	0
		JEFFERSON	1	2	3	5	0
		LAUREL	0	0	1	0	0
		OLDHAM	0	1	1	1	0
		SHELBY	1	4	18	15	0
		SPENCER	0	0	0	1	0
		<b>Total</b>	<b>4</b>	<b>13</b>	<b>27</b>	<b>33</b>	<b>0</b>
	Nazareth Home						
		FAYETTE	0	0	1	0	0
		HENDERSON	0	0	0	1	0
		JEFFERSON	1	21	21	56	0
		NELSON	0	0	1	2	0
		OLDHAM	0	0	1	0	0
		Other	0	0	0	2	0
		SHELBY	0	0	1	0	0
		SPENCER	0	0	1	0	0
		WARREN	0	0	0	1	0
		<b>Total</b>	<b>1</b>	<b>21</b>	<b>26</b>	<b>62</b>	<b>0</b>
	Nazareth Home Clifton						
		BARREN	0	1	0	0	0
		BULLITT	0	0	1	1	0
		IL	0	0	1	0	0
		JEFFERSON	2	7	15	52	0
		MEADE	0	0	1	0	0
		Other	0	1	0	0	0

2019 ANNUAL KENTUCKY LONG TERM CARE UTILIZATION AND SERVICE REPORT

Table 30 - 2019 Kentucky Long Term Care Facility Patient Origin  
Facility ADD and Facility by Patient County of Residence

ADD	Facility Name	Patient County	Under 65	65-74	75-84	Over 85	Unknown
		TRIMBLE	0	0	1	0	0
		<b>Total</b>	<b>2</b>	<b>9</b>	<b>19</b>	<b>53</b>	<b>0</b>
	New Castle Nursing and Rehab	ANDERSON	1	0	0	1	0
		CARROLL	0	1	1	0	0
		FAYETTE	1	4	2	0	0
		FRANKLIN	1	1	0	1	0
		GALLATIN	0	0	0	1	0
		GRANT	0	0	1	0	0
		HARRISON	1	0	0	0	0
		HENRY	4	5	10	11	0
		IN	0	0	1	0	0
		JEFFERSON	0	0	1	1	0
		KENTON	0	0	0	1	0
		SHELBY	0	1	2	0	0
		TRIMBLE	0	1	1	0	0
		<b>Total</b>	<b>8</b>	<b>13</b>	<b>19</b>	<b>16</b>	<b>0</b>
	Park Louisville	JEFFERSON	0	0	0	0	0
		<b>Total</b>	<b>0</b>	<b>0</b>	<b>0</b>	<b>0</b>	<b>0</b>
	Park Terrace Health Campus	BULLITT	0	1	2	3	0
		FRANKLIN	0	0	0	1	0
		HARDIN	0	1	0	1	0
		IL	0	0	0	0	0
		JEFFERSON	4	8	22	34	0
		WASHINGTON	0	0	0	1	0
		<b>Total</b>	<b>4</b>	<b>10</b>	<b>24</b>	<b>40</b>	<b>0</b>
	Parr's at Springhurst	JEFFERSON	0	0	0	0	0
		<b>Total</b>	<b>0</b>	<b>0</b>	<b>0</b>	<b>0</b>	<b>0</b>
	Providence Richwood	CARROLL	0	0	1	1	0
		FAYETTE	0	1	2	1	0
		FRANKLIN	1	0	0	0	0
		HARDIN	0	0	1	0	0

2019 ANNUAL KENTUCKY LONG TERM CARE UTILIZATION AND SERVICE REPORT

Table 30 - 2019 Kentucky Long Term Care Facility Patient Origin  
Facility ADD and Facility by Patient County of Residence

ADD	Facility Name	Patient County	Under 65	65-74	75-84	Over 85	Unknown
		HARRISON	0	0	0	1	0
		HENRY	2	4	3	3	0
		IL	0	0	0	1	0
		IN	1	2	0	0	0
		JEFFERSON	7	6	14	5	0
		LARUE	0	1	1	0	0
		MO	0	0	0	0	0
		OH	0	1	0	0	0
		OLDHAM	5	6	14	14	0
		PERRY	1	0	0	0	0
		RUSSELL	0	0	1	1	0
		SHELBY	2	0	1	2	0
		TRIMBLE	0	1	2	0	0
		VA	0	0	0	1	0
		<b>Total</b>	<b>19</b>	<b>22</b>	<b>40</b>	<b>30</b>	<b>0</b>
	Providence Louisville East Post Acute	BULLITT	2	1	2	0	0
		CLARK	1	1	0	0	0
		FAYETTE	4	1	1	0	0
		FRANKLIN	1	0	0	0	0
		GREEN	0	0	0	1	0
		GREENUP	2	0	0	0	0
		HENRY	1	1	0	0	0
		JEFFERSON	30	29	40	31	0
		KENTON	2	0	0	0	0
		LEWIS	1	0	0	0	0
		MADISON	0	0	1	0	0
		MCCRACKEN	1	0	0	0	0
		MCCREARY	1	0	0	0	0
		MCLEAN	1	0	0	0	0
		OLDHAM	1	1	1	1	0
		Other	0	1	0	0	0
		PIKE	0	1	0	0	0
		ROCKCASTLE	1	0	0	0	0
		SCOTT	2	0	0	0	0
		SHELBY	1	2	0	0	0

**2019 ANNUAL KENTUCKY LONG TERM CARE UTILIZATION AND SERVICE REPORT**

**Table 30 - 2019 Kentucky Long Term Care Facility Patient Origin  
Facility ADD and Facility by Patient County of Residence**

ADD	Facility Name	Patient County	Under 65	65-74	75-84	Over 85	Unknown
		TAYLOR	1	0	0	0	0
		<b>Total</b>	<b>53</b>	<b>38</b>	<b>45</b>	<b>33</b>	<b>0</b>
	Regency Rehabilitation and Nursing Center	BULLITT	0	0	0	1	0
		GRAYSON	1	0	0	0	0
		HARDIN	1	0	0	0	0
		HOPKINS	0	1	0	0	0
		IN	1	0	0	0	0
		JEFFERSON	27	16	16	23	0
		Other	1	0	0	0	0
		WARREN	1	0	0	0	0
		<b>Total</b>	<b>32</b>	<b>17</b>	<b>16</b>	<b>24</b>	<b>0</b>
	Regis Woods Care and Rehabilitation Center	BULLITT	2	0	0	0	0
		FAYETTE	2	4	0	0	0
		GRANT	1	0	0	0	0
		JEFFERSON	28	24	29	23	0
		KNOX	0	0	0	0	0
		LOGAN	1	0	0	0	0
		MEADE	2	0	0	2	0
		NELSON	0	0	1	1	0
		OHIO	1	0	0	0	0
		OLDHAM	6	0	2	0	0
		ROCKCASTLE	1	0	0	0	0
		SHELBY	4	1	0	3	0
		SPENCER	0	3	2	0	0
		WOODFORD	1	0	0	0	0
		<b>Total</b>	<b>49</b>	<b>32</b>	<b>34</b>	<b>29</b>	<b>0</b>
	Rivers Edge Nursing and Rehabilitation Center	ADAIR	0	0	1	0	0
		BOONE	0	1	0	0	0
		CARROLL	0	1	0	0	0
		CLARK	0	1	0	0	0
		DAVISS	0	0	0	1	0
		FAYETTE	0	2	0	0	0
		JEFFERSON	12	22	24	18	0

**2019 ANNUAL KENTUCKY LONG TERM CARE UTILIZATION AND SERVICE REPORT**

**Table 30 - 2019 Kentucky Long Term Care Facility Patient Origin  
Facility ADD and Facility by Patient County of Residence**

ADD	Facility Name	Patient County	Under 65	65-74	75-84	Over 85	Unknown
		LINCOLN	0	0	1	0	0
		NELSON	0	1	0	0	0
		Other	1	0	0	1	0
		SHELBY	0	0	1	0	0
		SPENCER	0	0	0	1	0
		TAYLOR	1	0	0	0	0
		UNION	0	0	1	0	0
		<b>Total</b>	<b>14</b>	<b>28</b>	<b>28</b>	<b>21</b>	<b>0</b>
	Signature Health Care of East Louisville						
		HENRY	0	1	0	0	0
		JEFFERSON	2	2	3	3	0
		Other	20	25	24	20	0
		<b>Total</b>	<b>22</b>	<b>28</b>	<b>27</b>	<b>23</b>	<b>0</b>
	Signature Health Care of South Louisville						
		JEFFERSON	8	23	26	23	0
		<b>Total</b>	<b>8</b>	<b>23</b>	<b>26</b>	<b>23</b>	<b>0</b>
	Signature Health Care of Spencer County						
		BULLITT	1	2	1	1	0
		CLARK	0	1	0	0	0
		FAYETTE	0	0	1	0	0
		FRANKLIN	0	0	1	3	0
		HARDIN	0	0	1	0	0
		HENRY	0	1	0	0	0
		IL	0	0	0	0	0
		JEFFERSON	1	7	7	3	0
		MEADE	0	1	0	0	0
		NELSON	0	0	3	1	0
		OLDHAM	0	0	0	1	0
		Other	0	0	1	0	0
		PULASKI	0	0	1	0	0
		SHELBY	4	3	2	2	0
		SPENCER	3	4	9	26	0
		TN	0	1	0	0	0
		WASHINGTON	0	1	0	0	0
		WV	0	0	0	1	0
		<b>Total</b>	<b>9</b>	<b>21</b>	<b>27</b>	<b>38</b>	<b>0</b>

**2019 ANNUAL KENTUCKY LONG TERM CARE UTILIZATION AND SERVICE REPORT**

**Table 30 - 2019 Kentucky Long Term Care Facility Patient Origin  
Facility ADD and Facility by Patient County of Residence**

ADD	Facility Name	Patient County	Under 65	65-74	75-84	Over 85	Unknown
	Signature Health Care of Trimble County						
		CAMPBELL	1	0	0	0	0
		CARROLL	1	1	4	2	0
		FAYETTE	0	1	0	0	0
		GRANT	0	0	1	0	0
		HARDIN	0	0	1	0	0
		HENRY	0	0	3	0	0
		IN	0	0	0	1	0
		JEFFERSON	0	1	0	2	0
		JESSAMINE	0	1	0	0	0
		KENTON	0	0	0	1	0
		MCCRACKEN	1	0	0	0	0
		OLDHAM	0	1	0	1	0
		SHELBY	0	0	0	1	0
		TRIMBLE	1	5	5	5	0
		WOODFORD	0	1	1	0	0
		<b>Total</b>	<b>4</b>	<b>11</b>	<b>15</b>	<b>13</b>	<b>0</b>
	Signature Healthcare At Jefferson Manor Rehab						
		BULLITT	0	1	2	3	0
		DAVISS	0	0	1	0	0
		JEFFERSON	8	16	30	16	0
		JESSAMINE	0	0	0	1	0
		MAGOFFIN	0	0	0	1	0
		OH	0	0	1	0	0
		OLDHAM	0	0	0	2	0
		SHELBY	0	0	0	1	0
		<b>Total</b>	<b>8</b>	<b>17</b>	<b>34</b>	<b>24</b>	<b>0</b>
	Signature Healthcare at Jefferson Place Rehab						
		FRANKLIN	0	1	0	0	0
		HENRY	1	0	0	0	0
		IN	0	1	0	0	0
		JEFFERSON	4	6	18	25	0
		OLDHAM	0	0	1	1	0
		Other	0	0	0	2	0
		<b>Total</b>	<b>5</b>	<b>8</b>	<b>19</b>	<b>28</b>	<b>0</b>



**2019 ANNUAL KENTUCKY LONG TERM CARE UTILIZATION AND SERVICE REPORT**

**Table 30 - 2019 Kentucky Long Term Care Facility Patient Origin  
Facility ADD and Facility by Patient County of Residence**

ADD	Facility Name	Patient County	Under 65	65-74	75-84	Over 85	Unknown
	Signature Healthcare At Rockford Rehab	BULLITT	1	1	0	2	0
		CLINTON	0	0	1	0	0
		FLOYD	1	0	0	0	0
		JEFFERSON	30	27	19	10	0
		MEADE	0	0	0	1	0
		PULASKI	0	0	0	1	0
		TAYLOR	0	1	0	0	0
		<b>Total</b>	<b>32</b>	<b>29</b>	<b>20</b>	<b>14</b>	<b>0</b>
	Signature Healthcare at St's Mary & Elizabeth Hosp	HARDIN	0	1	0	0	0
		JEFFERSON	2	2	3	9	0
		MEADE	0	1	0	0	0
		TRIMBLE	0	0	0	1	0
		<b>Total</b>	<b>2</b>	<b>4</b>	<b>3</b>	<b>10</b>	<b>0</b>
	Signature Healthcare At Summerfield Rehab	ADAIR	0	0	1	0	0
		BULLITT	0	0	1	0	0
		IN	1	0	0	0	0
		JEFFERSON	34	24	19	41	0
		Other	3	3	3	3	0
		TRIMBLE	0	1	0	0	0
		<b>Total</b>	<b>38</b>	<b>28</b>	<b>24</b>	<b>44</b>	<b>0</b>
	Springhurst Health and Rehab	BULLITT	1	0	0	0	0
		JEFFERSON	5	2	12	19	0
		LETCHER	0	0	0	1	0
		<b>Total</b>	<b>6</b>	<b>2</b>	<b>12</b>	<b>20</b>	<b>0</b>
	St Matthews Care Center	JEFFERSON	32	26	26	24	0
		<b>Total</b>	<b>32</b>	<b>26</b>	<b>26</b>	<b>24</b>	<b>0</b>
	Sunrise of Louisville	JEFFERSON	0	1	3	7	0
		<b>Total</b>	<b>0</b>	<b>1</b>	<b>3</b>	<b>7</b>	<b>0</b>

**2019 ANNUAL KENTUCKY LONG TERM CARE UTILIZATION AND SERVICE REPORT**

**Table 30 - 2019 Kentucky Long Term Care Facility Patient Origin  
Facility ADD and Facility by Patient County of Residence**

ADD	Facility Name	Patient County	Under 65	65-74	75-84	Over 85	Unknown
	Sycamore Heights Health and Rehab	JEFFERSON	2	15	13	33	0
		<b>Total</b>	<b>2</b>	<b>15</b>	<b>13</b>	<b>33</b>	<b>0</b>
	Symphony at Oaklawn	JEFFERSON	0	0	0	0	0
		<b>Total</b>	<b>0</b>	<b>0</b>	<b>0</b>	<b>0</b>	<b>0</b>
	The Forum at Brookside	JEFFERSON	0	1	6	13	0
		OLDHAM	0	0	2	1	0
		SPENCER	0	1	2	1	0
		<b>Total</b>	<b>0</b>	<b>2</b>	<b>10</b>	<b>15</b>	<b>0</b>
	Treyton Oaks Towers	JEFFERSON	0	3	6	31	0
		VA	0	0	0	1	0
		<b>Total</b>	<b>0</b>	<b>3</b>	<b>6</b>	<b>32</b>	<b>0</b>
	Valhalla Post Acute	BULLITT	0	2	2	0	0
		FAYETTE	0	1	0	0	0
		HENRY	0	0	1	0	0
		IN	0	1	1	0	0
		JEFFERSON	10	17	25	40	0
		LARUE	1	0	0	0	0
		NELSON	0	0	0	1	0
		OLDHAM	1	0	1	4	0
		SHELBY	0	3	3	1	0
		SPENCER	0	0	0	2	0
		WASHINGTON	1	0	0	1	0
		<b>Total</b>	<b>13</b>	<b>24</b>	<b>33</b>	<b>49</b>	<b>0</b>
	Wesley Manor	BATH	0	0	1	0	0
		BULLITT	0	2	2	1	0
		CLARK	0	1	0	0	0
		IN	1	1	2	0	0
		JEFFERSON	3	7	15	20	0
		MARION	0	1	0	0	0
		NELSON	0	1	1	0	0

**2019 ANNUAL KENTUCKY LONG TERM CARE UTILIZATION AND SERVICE REPORT**

**Table 30 - 2019 Kentucky Long Term Care Facility Patient Origin  
Facility ADD and Facility by Patient County of Residence**

ADD	Facility Name	Patient County	Under 65	65-74	75-84	Over 85	Unknown
		SHELBY	0	0	1	0	0
		TN	0	0	1	0	0
		<b>Total</b>	<b>4</b>	<b>13</b>	<b>23</b>	<b>21</b>	<b>0</b>
	Westminster Terrace						
		BULLITT	0	0	0	2	0
		CARROLL	0	0	1	0	0
		CLARK	0	1	0	0	0
		JEFFERSON	7	10	30	42	0
		ROWAN	0	1	0	0	0
		<b>Total</b>	<b>7</b>	<b>12</b>	<b>31</b>	<b>44</b>	<b>0</b>
	Westport Place Health Campus						
		BULLITT	0	0	0	1	0
		IN	0	0	0	1	0
		JEFFERSON	1	10	18	22	0
		MEADE	0	0	0	2	0
		NELSON	0	0	0	1	0
		OLDHAM	0	1	0	0	0
		SPENCER	0	0	0	1	0
		<b>Total</b>	<b>1</b>	<b>11</b>	<b>18</b>	<b>28</b>	<b>0</b>
		<b>ADD:6 Total</b>	<b>824</b>	<b>1,022</b>	<b>1,271</b>	<b>1,505</b>	<b>0</b>
ADD:7							
	Boonespring Transitional Care Center						
		BOONE	8	22	39	27	0
		GALLATIN	0	0	2	1	0
		GRANT	0	3	3	1	0
		KENTON	1	2	5	7	0
		<b>Total</b>	<b>9</b>	<b>27</b>	<b>49</b>	<b>36</b>	<b>0</b>
	Bridgepoint Care and Rehabilitation Center						
		BOONE	19	17	11	9	0
		BOYLE	1	0	0	0	0
		CAMPBELL	6	6	1	1	0
		CLARK	2	0	0	0	0
		FAYETTE	5	1	1	0	0
		FRANKLIN	4	3	1	2	0
		GARRARD	0	1	0	0	0
		GRANT	0	2	1	0	0

**2019 ANNUAL KENTUCKY LONG TERM CARE UTILIZATION AND SERVICE REPORT**

**Table 30 - 2019 Kentucky Long Term Care Facility Patient Origin  
Facility ADD and Facility by Patient County of Residence**

ADD	Facility Name	Patient County	Under 65	65-74	75-84	Over 85	Unknown
		HARRISON	1	0	0	0	0
		IN	1	0	0	0	0
		JEFFERSON	2	0	0	0	0
		KENTON	17	6	4	2	0
		LEE	2	0	0	0	0
		OWEN	1	0	0	0	0
		OWSLEY	1	0	0	0	0
		<b>Total</b>	<b>62</b>	<b>36</b>	<b>19</b>	<b>14</b>	<b>0</b>
	Carmel Manor	BOONE	0	0	2	2	0
		CAMPBELL	0	0	10	29	0
		FAYETTE	0	0	0	1	0
		HENRY	0	0	0	1	0
		KENTON	0	2	8	17	0
		OH	0	0	0	2	0
		<b>Total</b>	<b>0</b>	<b>2</b>	<b>20</b>	<b>52</b>	<b>0</b>
	Coldspring Transitional Care Center	BOONE	0	3	2	2	0
		BRACKEN	1	1	1	2	0
		CAMPBELL	6	19	20	22	0
		FAYETTE	0	0	1	1	0
		IL	0	1	0	0	0
		KENTON	3	8	9	4	0
		OH	2	0	3	0	0
		PENDLETON	2	1	2	1	0
		<b>Total</b>	<b>14</b>	<b>33</b>	<b>38</b>	<b>32</b>	<b>0</b>
	Emerald Trace	BOONE	0	1	5	3	0
		CAMPBELL	0	1	0	1	0
		GRANT	0	0	0	1	0
		IN	0	0	1	0	0
		KENTON	0	4	7	14	0
		OH	0	1	1	0	0
		Other	0	0	1	2	0
		PENDLETON	0	1	0	0	0
		<b>Total</b>	<b>0</b>	<b>8</b>	<b>15</b>	<b>21</b>	<b>0</b>

**2019 ANNUAL KENTUCKY LONG TERM CARE UTILIZATION AND SERVICE REPORT**

**Table 30 - 2019 Kentucky Long Term Care Facility Patient Origin  
Facility ADD and Facility by Patient County of Residence**

ADD	Facility Name	Patient County	Under 65	65-74	75-84	Over 85	Unknown
	Florence Park Care Center	BOONE	4	26	58	22	0
		<b>Total</b>	<b>4</b>	<b>26</b>	<b>58</b>	<b>22</b>	<b>0</b>
	Gallatin Nursing and Rehab	BOONE	4	4	7	10	0
		BOYD	0	0	1	0	0
		CAMPBELL	0	0	0	1	0
		CARROLL	2	2	2	3	0
		FAYETTE	2	0	0	0	0
		GALLATIN	2	6	14	12	0
		GARRARD	1	0	0	0	0
		GRANT	4	0	5	3	0
		HOPKINS	0	0	1	0	0
		IN	1	0	0	0	0
		KENTON	3	2	4	3	0
		MO	0	0	0	1	0
		Other	0	0	1	1	0
		OWEN	0	0	4	3	0
		PENDLETON	0	1	0	0	0
		WHITLEY	0	0	1	0	0
		<b>Total</b>	<b>19</b>	<b>15</b>	<b>40</b>	<b>37</b>	<b>0</b>
	Grant Center	BOONE	2	0	3	1	0
		BREATHITT	0	1	0	0	0
		CAMPBELL	2	2	1	1	0
		FAYETTE	2	0	0	0	0
		FRANKLIN	0	1	0	0	0
		GRANT	14	10	12	15	0
		HARDIN	0	1	0	0	0
		HARRISON	0	0	2	2	0
		KENTON	0	3	1	1	0
		LOGAN	0	1	0	0	0
		MCCRACKEN	0	1	0	0	0
		NICHOLAS	1	0	0	0	0
		OLDHAM	0	1	1	0	0
		Other	0	0	1	0	0

**2019 ANNUAL KENTUCKY LONG TERM CARE UTILIZATION AND SERVICE REPORT**

**Table 30 - 2019 Kentucky Long Term Care Facility Patient Origin  
Facility ADD and Facility by Patient County of Residence**

ADD	Facility Name	Patient County	Under 65	65-74	75-84	Over 85	Unknown
		OWEN	1	0	0	0	0
		PENDLETON	2	0	1	1	0
		PERRY	0	0	1	0	0
		PULASKI	2	0	0	0	0
		TAYLOR	1	0	0	0	0
		WOODFORD	1	0	0	0	0
		<b>Total</b>	<b>28</b>	<b>21</b>	<b>23</b>	<b>21</b>	<b>0</b>
	Highlandspring of Ft Thomas						
		BOONE	2	2	3	3	0
		BRACKEN	0	0	0	1	0
		CAMPBELL	4	14	16	29	0
		FAYETTE	0	0	1	0	0
		KENTON	2	8	10	8	0
		MASON	0	0	1	0	0
		OH	0	1	4	2	0
		Other	0	0	2	1	0
		PENDLETON	0	0	1	0	0
		<b>Total</b>	<b>8</b>	<b>25</b>	<b>38</b>	<b>44</b>	<b>0</b>
	Madonna Manor						
		BOONE	0	1	8	5	0
		CAMPBELL	0	0	3	1	0
		KENTON	0	3	6	24	0
		OHIO	0	0	0	1	0
		<b>Total</b>	<b>0</b>	<b>4</b>	<b>17</b>	<b>31</b>	<b>0</b>
	Owenton Center						
		FAYETTE	2	2	0	1	0
		FLOYD	1	0	0	0	0
		FRANKLIN	4	1	1	1	0
		GALLATIN	0	2	0	2	0
		GRANT	1	0	1	0	0
		HENRY	0	0	1	0	0
		JEFFERSON	2	0	0	0	0
		JESSAMINE	0	0	1	0	0
		KENTON	0	1	1	1	0
		OH	0	0	0	1	0
		Other	10	15	3	0	0

**2019 ANNUAL KENTUCKY LONG TERM CARE UTILIZATION AND SERVICE REPORT**

**Table 30 - 2019 Kentucky Long Term Care Facility Patient Origin  
Facility ADD and Facility by Patient County of Residence**

ADD	Facility Name	Patient County	Under 65	65-74	75-84	Over 85	Unknown
		OWEN	4	5	10	18	0
		SCOTT	0	0	2	0	0
		<b>Total</b>	<b>24</b>	<b>26</b>	<b>20</b>	<b>24</b>	<b>0</b>
	River Valley Nursing Home						
		BOONE	0	0	0	1	0
		BRACKEN	0	0	1	1	0
		CAMPBELL	1	0	8	9	0
		KENTON	1	0	1	2	0
		MCCREARY	0	0	1	0	0
		OH	0	1	0	0	0
		Other	0	0	0	1	0
		OWEN	0	1	0	0	0
		PENDLETON	1	1	10	16	0
		<b>Total</b>	<b>3</b>	<b>3</b>	<b>21</b>	<b>30</b>	<b>0</b>
	Rosedale Green						
		BOONE	2	2	3	15	0
		CAMPBELL	0	1	1	6	0
		FAYETTE	0	0	0	1	0
		HARRISON	1	0	0	0	0
		KENTON	1	16	29	67	0
		OH	0	0	0	1	0
		Other	0	1	4	15	0
		<b>Total</b>	<b>4</b>	<b>20</b>	<b>37</b>	<b>105</b>	<b>0</b>
	Signature Healthcare of Carrollton Rehab						
		BOONE	0	1	0	0	0
		CARROLL	8	16	8	15	0
		GRANT	1	1	0	1	0
		HENRY	0	0	2	1	0
		JEFFERSON	0	0	0	1	0
		JESSAMINE	0	1	0	0	0
		KENTON	0	1	1	0	0
		MORGAN	0	0	1	0	0
		OLDHAM	1	0	0	0	0
		TRIMBLE	1	0	3	2	0
		<b>Total</b>	<b>11</b>	<b>20</b>	<b>15</b>	<b>20</b>	<b>0</b>

**2019 ANNUAL KENTUCKY LONG TERM CARE UTILIZATION AND SERVICE REPORT**

**Table 30 - 2019 Kentucky Long Term Care Facility Patient Origin  
Facility ADD and Facility by Patient County of Residence**

ADD	Facility Name	Patient County	Under 65	65-74	75-84	Over 85	Unknown
	St Elizabeth Florence SNF	BOONE	0	1	7	3	0
		KENTON	0	0	0	2	0
		OH	0	0	1	0	0
		<b>Total</b>	<b>0</b>	<b>1</b>	<b>8</b>	<b>5</b>	<b>0</b>
	St Elizabeth FT Thomas SNF	BOONE	0	1	0	1	0
		BRACKEN	0	0	0	1	0
		CAMPBELL	3	1	5	0	0
		KENTON	1	2	0	0	0
		PENDLETON	0	0	1	0	0
		<b>Total</b>	<b>4</b>	<b>4</b>	<b>6</b>	<b>2</b>	<b>0</b>
	The Pavilion at Kenton	BOONE	1	6	1	3	0
		CAMPBELL	5	3	3	2	0
		FAYETTE	0	0	0	1	0
		JEFFERSON	1	0	0	0	0
		KENTON	12	12	6	12	0
		OH	0	2	0	0	0
		OWEN	1	0	0	0	0
		PENDLETON	1	0	1	0	0
		ROBERTSON	1	0	0	0	0
		<b>Total</b>	<b>22</b>	<b>23</b>	<b>11</b>	<b>18</b>	<b>0</b>
	The Seasons at Alexandria	BOONE	2	0	0	4	0
		CAMPBELL	3	5	17	39	0
		HARRISON	0	0	1	1	0
		IN	0	0	0	1	0
		KENTON	2	3	5	10	0
		OH	0	0	0	3	0
		PENDLETON	1	1	4	1	0
		TN	0	0	1	0	0
		<b>Total</b>	<b>8</b>	<b>9</b>	<b>28</b>	<b>59</b>	<b>0</b>
	Valley Haven Rest Home	CARROLL	0	0	0	0	0
		<b>Total</b>	<b>0</b>	<b>0</b>	<b>0</b>	<b>0</b>	<b>0</b>



**2019 ANNUAL KENTUCKY LONG TERM CARE UTILIZATION AND SERVICE REPORT**

**Table 30 - 2019 Kentucky Long Term Care Facility Patient Origin  
Facility ADD and Facility by Patient County of Residence**

ADD	Facility Name	Patient County	Under 65	65-74	75-84	Over 85	Unknown
	Village Care Center	BOONE	0	0	8	6	0
		CAMPBELL	1	2	0	3	0
		GRANT	0	0	2	0	0
		KENTON	1	8	20	37	0
		LEE	1	0	0	0	0
		OH	1	0	1	0	0
		<b>Total</b>	<b>4</b>	<b>10</b>	<b>31</b>	<b>46</b>	<b>0</b>
	Villaspring of Erlanger	BOONE	3	11	14	34	0
		CAMPBELL	0	1	6	3	0
		CRITTENDEN	0	2	4	0	0
		GRANT	0	0	0	3	0
		KENTON	7	9	15	14	0
		OHIO	0	0	0	4	0
		OWEN	0	0	0	4	0
		<b>Total</b>	<b>10</b>	<b>23</b>	<b>39</b>	<b>62</b>	<b>0</b>
	Woodcrest Nursing and Rehabilitation Center	BOONE	7	2	6	4	0
		BOYLE	0	1	0	0	0
		CAMPBELL	5	2	5	7	0
		CARROLL	0	0	0	1	0
		FAYETTE	0	0	1	2	0
		GALLATIN	1	0	0	0	0
		GRANT	1	0	1	2	0
		KENTON	13	14	14	12	0
		OH	0	0	1	0	0
		Other	0	0	2	1	0
		OWEN	2	0	0	0	0
		PENDLETON	0	1	0	0	0
		SPENCER	0	1	0	0	0
		<b>Total</b>	<b>29</b>	<b>21</b>	<b>30</b>	<b>29</b>	<b>0</b>
		<b>ADD:7 Total</b>	<b>263</b>	<b>357</b>	<b>563</b>	<b>710</b>	<b>0</b>
ADD:8	Bracken County Nursing and Rehabilitation Center	BOONE	0	1	0	0	0

**2019 ANNUAL KENTUCKY LONG TERM CARE UTILIZATION AND SERVICE REPORT**

**Table 30 - 2019 Kentucky Long Term Care Facility Patient Origin  
Facility ADD and Facility by Patient County of Residence**

ADD	Facility Name	Patient County	Under 65	65-74	75-84	Over 85	Unknown
		BRACKEN	0	6	4	2	0
		CAMPBELL	0	0	1	0	0
		KENTON	0	1	0	0	0
		MADISON	1	0	0	0	0
		MASON	0	3	2	1	0
		OH	0	0	0	1	0
		Other	1	0	0	0	0
		PENDLETON	0	0	1	0	0
		WHITLEY	0	0	1	0	0
		<b>Total</b>	<b>2</b>	<b>11</b>	<b>9</b>	<b>4</b>	<b>0</b>
	Maysville Nursing and Rehabilitation Facility						
		BOONE	1	0	0	0	0
		BOYLE	0	0	1	0	0
		BRACKEN	2	2	2	3	0
		CLARK	0	0	1	0	0
		FLEMING	5	3	4	6	0
		LEWIS	0	2	7	6	0
		MASON	8	11	29	18	0
		MONTGOMERY	0	1	0	0	0
		OH	1	2	2	2	0
		PENDLETON	0	0	0	1	0
		ROWAN	1	0	0	0	0
		SCOTT	0	0	1	0	0
		WHITLEY	1	0	0	0	0
		<b>Total</b>	<b>19</b>	<b>21</b>	<b>47</b>	<b>36</b>	<b>0</b>
	Pioneer Trace Nursing Home						
		BOURBON	0	0	0	1	0
		FAYETTE	0	0	1	0	0
		FLEMING	4	11	12	30	0
		GREENUP	0	1	0	0	0
		LEWIS	0	0	3	3	0
		MASON	0	0	1	4	0
		MORGAN	0	0	1	0	0
		OH	0	1	0	1	0
		ROWAN	0	0	2	1	0

**2019 ANNUAL KENTUCKY LONG TERM CARE UTILIZATION AND SERVICE REPORT**

**Table 30 - 2019 Kentucky Long Term Care Facility Patient Origin  
Facility ADD and Facility by Patient County of Residence**

ADD	Facility Name	Patient County	Under 65	65-74	75-84	Over 85	Unknown
		WOODFORD	0	1	0	0	0
		<b>Total</b>	<b>4</b>	<b>14</b>	<b>20</b>	<b>40</b>	<b>0</b>
	Robertson County Health Care Facility	BATH	0	0	1	0	0
		BOURBON	0	2	0	1	0
		BRACKEN	3	0	0	2	0
		CLARK	0	0	0	1	0
		FLEMING	2	0	2	0	0
		FRANKLIN	0	0	1	0	0
		HARRISON	1	0	4	5	0
		MADISON	1	0	0	0	0
		MASON	3	0	3	3	0
		NICHOLAS	0	1	0	1	0
		OH	0	1	0	0	0
		PENDLETON	0	0	0	1	0
		ROBERTSON	3	0	7	5	0
		SCOTT	0	0	1	0	0
		<b>Total</b>	<b>13</b>	<b>4</b>	<b>19</b>	<b>19</b>	<b>0</b>
	Vanceburg Rehabilitation and Care	JEFFERSON	21	22	31	16	0
		<b>Total</b>	<b>21</b>	<b>22</b>	<b>31</b>	<b>16</b>	<b>0</b>
		<b>ADD:8 Total</b>	<b>59</b>	<b>72</b>	<b>126</b>	<b>115</b>	<b>0</b>
ADD:9	Edgewood Estates	BATH	0	1	3	3	0
		BOYD	1	0	0	0	0
		FAYETTE	0	0	1	0	0
		IN	0	0	1	0	0
		JOHNSON	1	0	0	0	0
		MENIFEE	0	5	6	5	0
		METCALFE	0	0	0	1	0
		MONTGOMERY	1	3	3	6	0
		MORGAN	0	0	2	4	0
		Other	0	0	1	0	0
		POWELL	0	0	1	0	0
		ROWAN	0	1	1	2	0

**2019 ANNUAL KENTUCKY LONG TERM CARE UTILIZATION AND SERVICE REPORT**

**Table 30 - 2019 Kentucky Long Term Care Facility Patient Origin  
Facility ADD and Facility by Patient County of Residence**

ADD	Facility Name	Patient County	Under 65	65-74	75-84	Over 85	Unknown
		VA	0	0	0	1	0
		WOLFE	0	1	1	0	0
		<b>Total</b>	<b>3</b>	<b>11</b>	<b>20</b>	<b>22</b>	<b>0</b>
	Life Care Center of Morehead	BATH	3	3	4	0	0
		CARTER	3	4	2	3	0
		ELLIOTT	0	0	1	0	0
		FAYETTE	1	0	0	0	0
		FLEMING	1	1	2	0	0
		LEWIS	2	1	0	0	0
		MENIFEE	1	0	1	0	0
		MONTGOMERY	1	2	0	0	0
		MORGAN	1	1	2	2	0
		ROWAN	9	9	16	11	0
		<b>Total</b>	<b>22</b>	<b>21</b>	<b>28</b>	<b>16</b>	<b>0</b>
	Ridgeway Nursing and Rehabilitation	BATH	4	14	19	25	0
		BOURBON	0	0	1	0	0
		BREATHITT	0	0	1	1	0
		CARTER	0	0	0	1	0
		CLARK	1	1	0	0	0
		MONTGOMERY	2	2	1	0	0
		NICHOLAS	0	0	1	0	0
		PIKE	0	0	1	0	0
		POWELL	0	0	1	0	0
		ROWAN	1	0	7	7	0
		<b>Total</b>	<b>8</b>	<b>17</b>	<b>32</b>	<b>34</b>	<b>0</b>
	St Claire Medical Center TCU	BATH	0	0	0	1	0
		CARTER	0	0	1	0	0
		ELLIOTT	0	0	1	0	0
		FLEMING	1	0	0	0	0
		MENIFEE	0	0	1	0	0
		<b>Total</b>	<b>1</b>	<b>0</b>	<b>3</b>	<b>1</b>	<b>0</b>
	West Liberty Nursing and Rehabilitation Center	BATH	0	1	0	0	0

**2019 ANNUAL KENTUCKY LONG TERM CARE UTILIZATION AND SERVICE REPORT**

**Table 30 - 2019 Kentucky Long Term Care Facility Patient Origin  
Facility ADD and Facility by Patient County of Residence**

ADD	Facility Name	Patient County	Under 65	65-74	75-84	Over 85	Unknown
		BOYD	1	0	0	0	0
		ELLIOTT	1	1	2	0	0
		FAYETTE	1	0	0	0	0
		MAGOFFIN	1	0	1	1	0
		MENIFEE	0	2	0	1	0
		MORGAN	2	5	8	14	0
		ROWAN	2	1	0	0	0
		WOLFE	0	1	0	0	0
		<b>Total</b>	<b>8</b>	<b>11</b>	<b>11</b>	<b>16</b>	<b>0</b>
	Windsor Care Center						
		BATH	0	1	5	4	0
		BUTLER	0	0	1	0	0
		CARTER	0	0	1	1	0
		CLARK	1	1	0	3	0
		CLAY	0	0	0	1	0
		FAYETTE	0	1	0	2	0
		MENIFEE	0	0	1	2	0
		MONTGOMERY	6	15	36	41	0
		Other	0	0	0	1	0
		POWELL	0	1	1	1	0
		ROWAN	1	1	1	2	0
		<b>Total</b>	<b>8</b>	<b>20</b>	<b>46</b>	<b>58</b>	<b>0</b>
		<b>ADD:9 Total</b>	<b>50</b>	<b>80</b>	<b>140</b>	<b>147</b>	<b>0</b>
	ADD:10						
	Boyd Nursing and Rehabilitation Center						
		BOYD	48	0	0	0	0
		<b>Total</b>	<b>48</b>	<b>0</b>	<b>0</b>	<b>0</b>	<b>0</b>
	Carter Nursing and Rehabilitation Center						
		BOYD	5	5	6	3	0
		CARTER	8	20	25	19	0
		ELLIOTT	0	0	0	2	0
		FRANKLIN	0	0	1	0	0
		GREENUP	0	5	1	4	0
		JESSAMINE	0	1	0	0	0
		LAWRENCE	0	2	1	1	0
		LEWIS	1	0	0	0	0

**2019 ANNUAL KENTUCKY LONG TERM CARE UTILIZATION AND SERVICE REPORT**

**Table 30 - 2019 Kentucky Long Term Care Facility Patient Origin  
Facility ADD and Facility by Patient County of Residence**

ADD	Facility Name	Patient County	Under 65	65-74	75-84	Over 85	Unknown
		MORGAN	0	0	0	1	0
		PENDLETON	0	1	0	0	0
		ROWAN	2	0	0	1	0
		WV	0	1	0	1	0
		<b>Total</b>	<b>16</b>	<b>35</b>	<b>34</b>	<b>32</b>	<b>0</b>
	Elliott Nursing and Rehabilitation Center						
		BOYD	1	1	0	0	0
		CARTER	0	1	6	12	0
		ELLIOTT	0	3	7	8	0
		FLEMING	0	1	0	0	0
		JOHNSON	0	0	1	0	0
		LAWRENCE	0	0	2	1	0
		MAGOFFIN	0	1	0	0	0
		MORGAN	1	3	3	5	0
		Other	0	0	0	1	0
		ROWAN	4	2	1	1	0
		<b>Total</b>	<b>6</b>	<b>12</b>	<b>20</b>	<b>28</b>	<b>0</b>
	Frasure's Personal Care Home						
		GREENUP	0	0	0	0	0
		Other	0	0	0	0	0
		<b>Total</b>	<b>0</b>	<b>0</b>	<b>0</b>	<b>0</b>	<b>0</b>
	King's Daughters Medical Center						
		BOYD	1	3	2	0	0
		FLOYD	0	1	0	0	0
		GREENUP	0	0	1	0	0
		OH	0	1	0	0	0
		WV	0	0	1	0	0
		<b>Total</b>	<b>1</b>	<b>5</b>	<b>4</b>	<b>0</b>	<b>0</b>
	Kingsbrook Lifecare Center						
		BOYD	9	8	33	23	0
		CARTER	1	0	1	5	0
		FAYETTE	1	0	0	0	0
		GREENUP	2	6	2	11	0
		IN	0	0	1	0	0
		JOHNSON	0	0	1	0	0
		LAWRENCE	0	0	1	3	0

**2019 ANNUAL KENTUCKY LONG TERM CARE UTILIZATION AND SERVICE REPORT**

**Table 30 - 2019 Kentucky Long Term Care Facility Patient Origin  
Facility ADD and Facility by Patient County of Residence**

ADD	Facility Name	Patient County	Under 65	65-74	75-84	Over 85	Unknown
		MARTIN	0	1	0	2	0
		OH	1	1	2	5	0
		WV	1	1	1	1	0
		<b>Total</b>	<b>15</b>	<b>17</b>	<b>42</b>	<b>50</b>	<b>0</b>
	Morning Pointe Of Russell	GREENUP	0	0	0	0	0
		<b>Total</b>	<b>0</b>	<b>0</b>	<b>0</b>	<b>0</b>	<b>0</b>
	Oakmont Manor	BOYD	5	2	10	7	0
		CARTER	0	2	2	1	0
		CLARK	1	0	0	0	0
		FAYETTE	0	1	0	0	0
		FLEMING	0	0	1	0	0
		FLOYD	1	0	0	0	0
		GREENUP	1	6	6	23	0
		JEFFERSON	0	0	1	0	0
		LAWRENCE	2	0	1	2	0
		OH	1	2	2	4	0
		WV	0	0	1	0	0
		<b>Total</b>	<b>11</b>	<b>13</b>	<b>24</b>	<b>37</b>	<b>0</b>
	South Shore Nursing and Rehabilitation Center	BOYD	5	5	1	1	0
		CARTER	1	0	1	0	0
		GREENUP	4	6	10	8	0
		LEWIS	0	2	1	0	0
		OH	0	2	0	0	0
		ROWAN	1	0	1	0	0
		WV	0	1	0	0	0
		<b>Total</b>	<b>11</b>	<b>16</b>	<b>14</b>	<b>9</b>	<b>0</b>
	The Jordan Center	BOYD	0	1	2	0	0
		ELLIOTT	1	0	0	0	0
		FAYETTE	1	1	0	0	0
		FLOYD	0	1	0	0	0
		GREENUP	0	1	0	0	0
		JEFFERSON	0	1	0	0	0

**2019 ANNUAL KENTUCKY LONG TERM CARE UTILIZATION AND SERVICE REPORT**

**Table 30 - 2019 Kentucky Long Term Care Facility Patient Origin  
Facility ADD and Facility by Patient County of Residence**

ADD	Facility Name	Patient County	Under 65	65-74	75-84	Over 85	Unknown
		JOHNSON	0	1	0	1	0
		LAWRENCE	10	11	17	16	0
		LINCOLN	0	0	1	0	0
		MADISON	1	0	0	0	0
		MARTIN	3	2	2	0	0
		Other	0	2	0	0	0
		PIKE	1	1	0	1	0
		WV	1	4	2	2	0
		<b>Total</b>	<b>18</b>	<b>26</b>	<b>24</b>	<b>20</b>	<b>0</b>
	The Lantern At Morning Pointe Alzheimers and Memory Care	GREENUP	0	0	0	0	0
		<b>Total</b>	<b>0</b>	<b>0</b>	<b>0</b>	<b>0</b>	<b>0</b>
	Woodland Oaks Health Care Facility	BOYD	4	13	16	41	0
		CARTER	0	0	0	1	0
		CLARK	0	0	0	1	0
		FRANKLIN	0	0	1	0	0
		GREENUP	1	0	4	7	0
		LAWRENCE	0	1	3	6	0
		MORGAN	0	0	0	1	0
		OH	0	2	2	1	0
		WAYNE	0	0	0	1	0
		WV	0	0	0	1	0
		<b>Total</b>	<b>5</b>	<b>16</b>	<b>26</b>	<b>60</b>	<b>0</b>
	Wurtland Nursing and Rehabilitation Center	BOYD	14	13	7	6	0
		BULLITT	0	0	1	0	0
		CARTER	0	1	0	0	0
		ELLIOTT	0	0	0	1	0
		FAYETTE	1	0	0	0	0
		FLEMING	0	1	0	0	0
		GREENUP	12	10	13	16	0
		LEWIS	0	1	0	0	0
		ROWAN	3	0	0	0	0
		<b>Total</b>	<b>30</b>	<b>26</b>	<b>21</b>	<b>23</b>	<b>0</b>
		<b>ADD:10 Total</b>	<b>161</b>	<b>166</b>	<b>209</b>	<b>259</b>	<b>0</b>



**2019 ANNUAL KENTUCKY LONG TERM CARE UTILIZATION AND SERVICE REPORT**

**Table 30 - 2019 Kentucky Long Term Care Facility Patient Origin  
Facility ADD and Facility by Patient County of Residence**

ADD	Facility Name	Patient County	Under 65	65-74	75-84	Over 85	Unknown
ADD:11							
	Good Shepherd Community Nursing Center	PIKE	21	25	26	17	0
		<b>Total</b>	<b>21</b>	<b>25</b>	<b>26</b>	<b>17</b>	<b>0</b>
	Landmark of Elkhorn City Rehabilitation	BELL	1	0	0	0	0
		FLOYD	3	1	0	0	0
		JEFFERSON	0	0	0	1	0
		JOHNSON	1	0	0	0	0
		KNOTT	0	0	1	0	0
		LETCHER	3	1	0	0	0
		MARTIN	0	1	0	0	0
		PIKE	13	10	24	13	0
		VA	2	3	3	0	0
		WV	0	0	1	0	0
		<b>Total</b>	<b>23</b>	<b>16</b>	<b>29</b>	<b>14</b>	<b>0</b>
	Martin County Health Care Facility	BOYD	1	0	0	0	0
		CARROLL	0	0	1	0	0
		FAYETTE	1	0	0	0	0
		JOHNSON	0	2	1	2	0
		LAWRENCE	0	0	3	3	0
		MARTIN	6	11	17	6	0
		PIKE	0	0	0	1	0
		UNION	1	0	0	0	0
		WV	1	2	1	2	0
		<b>Total</b>	<b>10</b>	<b>15</b>	<b>23</b>	<b>14</b>	<b>0</b>
	Mountain Manor of Paintsville	CARTER	0	0	0	1	0
		FLOYD	1	2	5	7	0
		JOHNSON	12	7	26	27	0
		LAUREL	1	0	0	0	0
		LAWRENCE	1	2	1	2	0
		MAGOFFIN	1	0	1	1	0
		MARTIN	1	0	1	2	0
		MORGAN	0	0	1	1	0

**2019 ANNUAL KENTUCKY LONG TERM CARE UTILIZATION AND SERVICE REPORT**

**Table 30 - 2019 Kentucky Long Term Care Facility Patient Origin  
Facility ADD and Facility by Patient County of Residence**

ADD	Facility Name	Patient County	Under 65	65-74	75-84	Over 85	Unknown
		OH	0	0	2	0	0
		PIKE	2	0	1	2	0
		<b>Total</b>	<b>19</b>	<b>11</b>	<b>38</b>	<b>43</b>	<b>0</b>
	Parkview Nursing and Rehabilitation Center (Pikeville)	FLOYD	5	7	7	2	0
		GREENUP	0	1	1	0	0
		JOHNSON	0	2	2	0	0
		LAWRENCE	1	1	0	0	0
		LETCHER	0	1	1	0	0
		PERRY	0	1	0	0	0
		PIKE	12	11	20	24	0
		WV	1	1	2	2	0
		<b>Total</b>	<b>19</b>	<b>25</b>	<b>33</b>	<b>28</b>	<b>0</b>
	Pikeville Nursing and Rehab Center	FLOYD	3	2	4	3	0
		PERRY	1	0	0	0	0
		PIKE	12	14	15	21	0
		VA	0	0	1	0	0
		WV	0	0	2	0	0
		<b>Total</b>	<b>16</b>	<b>16</b>	<b>22</b>	<b>24</b>	<b>0</b>
	Prestonsburg Health Care Center	FLOYD	2	8	11	10	0
		JOHNSON	0	3	3	3	0
		LAWRENCE	0	0	0	1	0
		MAGOFFIN	0	1	0	2	0
		PIKE	0	0	1	0	0
		WV	1	2	0	1	0
		<b>Total</b>	<b>3</b>	<b>14</b>	<b>15</b>	<b>17</b>	<b>0</b>
	Riverview Health Care Center	FAYETTE	0	0	0	1	0
		FLOYD	9	13	25	38	0
		GREENUP	0	1	0	0	0
		HENDERSON	1	0	0	0	0
		JEFFERSON	0	1	0	0	0
		JOHNSON	1	5	3	6	0
		LEE	0	0	1	0	0

**2019 ANNUAL KENTUCKY LONG TERM CARE UTILIZATION AND SERVICE REPORT**

**Table 30 - 2019 Kentucky Long Term Care Facility Patient Origin  
Facility ADD and Facility by Patient County of Residence**

ADD	Facility Name	Patient County	Under 65	65-74	75-84	Over 85	Unknown
		LETCHER	0	0	1	0	0
		MAGOFFIN	3	0	0	0	0
		MARTIN	0	0	1	0	0
		OH	0	0	0	1	0
		PERRY	2	0	0	0	0
		PIKE	0	0	4	1	0
		<b>Total</b>	<b>16</b>	<b>20</b>	<b>35</b>	<b>47</b>	<b>0</b>
	Salyersville Nursing and Rehabilitation Center						
		BOYD	1	0	1	0	0
		BREATHITT	1	0	0	0	0
		FLOYD	2	4	2	2	0
		HARRISON	0	1	0	0	0
		JOHNSON	7	7	11	4	0
		KENTON	0	0	1	0	0
		KNOTT	0	0	1	0	0
		LAWRENCE	0	1	0	1	0
		LEE	1	0	0	0	0
		MAGOFFIN	8	9	24	12	0
		MARTIN	0	1	0	0	0
		MENIFEE	0	1	0	0	0
		MONTGOMERY	0	1	0	0	0
		MORGAN	1	2	1	0	0
		Other	0	1	0	0	0
		PERRY	1	2	0	0	0
		PIKE	0	1	0	0	0
		POWELL	0	0	0	1	0
		WOLFE	0	1	0	0	0
		<b>Total</b>	<b>22</b>	<b>32</b>	<b>41</b>	<b>20</b>	<b>0</b>
	Venture Home of Paintsville						
		JOHNSON	0	0	0	0	0
		<b>Total</b>	<b>0</b>	<b>0</b>	<b>0</b>	<b>0</b>	<b>0</b>
	Williamson ARH Nursing Facility						
		PIKE	3	1	6	5	0
		WV	1	1	0	0	0
		<b>Total</b>	<b>4</b>	<b>2</b>	<b>6</b>	<b>5</b>	<b>0</b>
	<b>ADD:11 Total</b>		<b>153</b>	<b>176</b>	<b>268</b>	<b>229</b>	<b>0</b>

**2019 ANNUAL KENTUCKY LONG TERM CARE UTILIZATION AND SERVICE REPORT**

**Table 30 - 2019 Kentucky Long Term Care Facility Patient Origin  
Facility ADD and Facility by Patient County of Residence**

ADD	Facility Name	Patient County	Under 65	65-74	75-84	Over 85	Unknown
ADD:12	Hazard Health and Rehabilitation Center						
		BREATHITT	6	2	3	5	0
		CLAY	1	0	1	1	0
		ELLIOTT	0	1	0	1	0
		FAYETTE	0	1	1	0	0
		FLOYD	2	5	6	1	0
		HARLAN	0	1	1	1	0
		IN	1	0	0	0	0
		JOHNSON	0	1	0	0	0
		KNOTT	2	2	3	3	0
		LEE	0	0	1	0	0
		LESLIE	1	2	1	1	0
		LETCHER	0	0	1	1	0
		MAGOFFIN	0	1	0	0	0
		OWSLEY	1	1	0	0	0
		PERRY	33	27	35	24	0
		PIKE	0	0	1	0	0
		WAYNE	1	0	0	0	0
		WOLFE	1	0	0	0	0
		<b>Total</b>	<b>49</b>	<b>44</b>	<b>54</b>	<b>38</b>	<b>0</b>
	Hyden Health and Rehabilitation Center						
		BREATHITT	1	0	0	0	0
		CLAY	6	5	3	2	0
		FLOYD	0	1	0	0	0
		HARLAN	1	1	0	0	0
		LAUREL	1	0	1	0	0
		LESLIE	5	19	21	14	0
		PERRY	5	2	1	1	0
		WHITLEY	1	0	0	1	0
		<b>Total</b>	<b>20</b>	<b>28</b>	<b>26</b>	<b>18</b>	<b>0</b>
	Knott County Health and Rehabilitation Center						
		FLOYD	4	2	4	3	0
		JOHNSON	0	1	0	0	0
		KENTON	0	0	0	0	0
		KNOTT	8	20	19	17	0

**2019 ANNUAL KENTUCKY LONG TERM CARE UTILIZATION AND SERVICE REPORT**

**Table 30 - 2019 Kentucky Long Term Care Facility Patient Origin  
Facility ADD and Facility by Patient County of Residence**

ADD	Facility Name	Patient County	Under 65	65-74	75-84	Over 85	Unknown
		MAGOFFIN	0	0	1	0	0
		PERRY	4	1	1	1	0
		PIKE	0	0	1	0	0
		<b>Total</b>	<b>16</b>	<b>24</b>	<b>26</b>	<b>21</b>	<b>0</b>
	Lee County Care and Rehabilitation Center						
		BELL	2	0	0	0	0
		BREATHITT	2	12	2	1	0
		JACKSON	1	1	2	2	0
		LAUREL	1	4	1	0	0
		LEE	11	16	12	6	0
		OWSLEY	6	4	4	3	0
		PERRY	2	3	4	1	0
		WOLFE	0	2	0	2	0
		<b>Total</b>	<b>25</b>	<b>42</b>	<b>25</b>	<b>15</b>	<b>0</b>
	Letcher Manor						
		FLOYD	4	1	1	0	0
		GREENUP	0	0	1	0	0
		HARLAN	0	1	1	1	0
		JOHNSON	1	0	1	0	0
		KNOTT	3	1	1	0	0
		KNOX	1	0	0	0	0
		LEE	0	0	0	1	0
		LETCHER	15	26	28	17	0
		OH	0	1	0	0	0
		Other	0	0	1	0	0
		PERRY	3	4	3	0	0
		PIKE	3	0	0	0	0
		TN	0	1	0	0	0
		VA	0	1	2	0	0
		<b>Total</b>	<b>30</b>	<b>36</b>	<b>39</b>	<b>19</b>	<b>0</b>
	Nim Henson Geriatric Center						
		BATH	0	0	1	0	0
		BREATHITT	4	9	10	14	0
		IN	0	1	0	0	0
		KNOTT	1	0	0	0	0
		KNOX	1	0	0	0	0

**2019 ANNUAL KENTUCKY LONG TERM CARE UTILIZATION AND SERVICE REPORT**

**Table 30 - 2019 Kentucky Long Term Care Facility Patient Origin  
Facility ADD and Facility by Patient County of Residence**

ADD	Facility Name	Patient County	Under 65	65-74	75-84	Over 85	Unknown
		LEE	0	2	0	0	0
		MORGAN	0	1	0	0	0
		OH	0	0	0	1	0
		Other	0	2	0	2	0
		OWSLEY	0	0	1	0	0
		PERRY	0	2	1	0	0
		SCOTT	1	0	0	0	0
		WOLFE	2	1	3	4	0
		<b>Total</b>	<b>9</b>	<b>18</b>	<b>16</b>	<b>21</b>	<b>0</b>
	Owsley County Health Care Center						
		BREATHITT	1	2	3	0	0
		CLAY	1	0	3	2	0
		JACKSON	2	1	0	1	0
		JESSAMINE	1	2	1	0	0
		JOHNSON	0	0	1	0	0
		LEE	2	1	4	7	0
		OH	0	1	0	0	0
		OWSLEY	8	12	9	11	0
		PERRY	0	1	1	2	0
		WHITLEY	1	0	0	0	0
		<b>Total</b>	<b>16</b>	<b>20</b>	<b>22</b>	<b>23</b>	<b>0</b>
	Paul E Patton Eastern Ky Veterans Center						
		BATH	0	1	0	0	0
		BOYD	0	0	1	0	0
		CLAY	0	1	1	2	0
		CLINTON	0	1	0	0	0
		ESTILL	0	1	0	0	0
		FAYETTE	0	2	2	2	0
		FLEMING	1	0	0	1	0
		FLOYD	0	1	3	2	0
		GARRARD	0	0	0	1	0
		HARLAN	0	1	0	1	0
		HARRISON	0	0	1	0	0
		JACKSON	0	0	0	1	0
		JEFFERSON	0	2	1	0	0
		JOHNSON	0	0	1	1	0

**2019 ANNUAL KENTUCKY LONG TERM CARE UTILIZATION AND SERVICE REPORT**

**Table 30 - 2019 Kentucky Long Term Care Facility Patient Origin  
Facility ADD and Facility by Patient County of Residence**

ADD	Facility Name	Patient County	Under 65	65-74	75-84	Over 85	Unknown
		KNOTT	0	0	1	2	0
		KNOX	0	0	1	1	0
		LAUREL	1	2	3	4	0
		LEE	0	1	1	0	0
		LESLIE	0	1	1	2	0
		LETCHER	0	4	2	2	0
		LINCOLN	1	0	0	0	0
		MADISON	0	0	1	2	0
		MAGOFFIN	0	1	1	1	0
		MCCREARY	0	0	0	1	0
		MENIFEE	0	2	0	0	0
		MERCER	0	0	1	0	0
		NICHOLAS	0	1	0	0	0
		OWSLEY	0	0	0	1	0
		PERRY	2	2	10	7	0
		PIKE	1	2	2	4	0
		PULASKI	0	1	0	2	0
		ROCKCASTLE	0	0	0	1	0
		SCOTT	0	0	1	1	0
		WAYNE	0	1	0	0	0
		WHITLEY	0	1	0	0	0
		WOLFE	0	1	0	0	0
		<b>Total</b>	<b>6</b>	<b>30</b>	<b>35</b>	<b>42</b>	<b>0</b>
	Wolfe County Health and Rehabilitation Center						
		BREATHITT	3	1	3	7	0
		CLARK	1	0	0	0	0
		LEE	1	0	0	0	0
		MORGAN	1	0	1	2	0
		OWSLEY	0	0	2	0	0
		POWELL	1	1	1	2	0
		ROWAN	0	0	1	0	0
		WOLFE	8	9	28	23	0
		<b>Total</b>	<b>15</b>	<b>11</b>	<b>36</b>	<b>34</b>	<b>0</b>
		<b>ADD:12 Total</b>	<b>186</b>	<b>253</b>	<b>279</b>	<b>231</b>	<b>0</b>

**2019 ANNUAL KENTUCKY LONG TERM CARE UTILIZATION AND SERVICE REPORT**

**Table 30 - 2019 Kentucky Long Term Care Facility Patient Origin  
Facility ADD and Facility by Patient County of Residence**

ADD	Facility Name	Patient County	Under 65	65-74	75-84	Over 85	Unknown
ADD:13							
	Barbourville Health and Rehabilitation Center	BELL	3	3	2	1	0
		CLAY	0	0	1	0	0
		HARLAN	1	0	0	2	0
		KNOX	8	19	30	31	0
		LAUREL	2	2	1	1	0
		Other	0	0	5	0	0
		TN	0	0	2	1	0
		WHITLEY	1	2	4	2	0
		<b>Total</b>	<b>15</b>	<b>26</b>	<b>45</b>	<b>38</b>	<b>0</b>
	Christian Health Center - Corbin	BELL	1	0	0	2	0
		BOONE	0	0	1	0	0
		HARLAN	0	0	0	1	0
		JACKSON	0	1	0	0	0
		KNOX	2	6	18	26	0
		LAUREL	3	3	6	11	0
		WHITLEY	0	4	2	8	0
		<b>Total</b>	<b>6</b>	<b>14</b>	<b>27</b>	<b>48</b>	<b>0</b>
	Corbin Health and Rehabilitation Center	BELL	1	0	3	0	0
		KNOX	0	0	5	0	0
		LAUREL	2	5	7	4	0
		Other	0	0	0	0	31
		WHITLEY	5	11	12	5	0
		<b>Total</b>	<b>8</b>	<b>16</b>	<b>27</b>	<b>9</b>	<b>31</b>
	Harlan Health and Rehabilitation Center	BELL	3	0	0	1	0
		FAYETTE	1	0	0	0	0
		HARLAN	24	27	42	32	0
		LAUREL	1	0	0	0	0
		LESLIE	0	0	0	2	0
		MCCRACKEN	0	0	0	1	0
		OH	0	1	0	0	0
		TN	0	0	0	1	0



**2019 ANNUAL KENTUCKY LONG TERM CARE UTILIZATION AND SERVICE REPORT**

**Table 30 - 2019 Kentucky Long Term Care Facility Patient Origin  
Facility ADD and Facility by Patient County of Residence**

ADD	Facility Name	Patient County	Under 65	65-74	75-84	Over 85	Unknown
		VA	0	1	0	0	0
		<b>Total</b>	<b>29</b>	<b>29</b>	<b>42</b>	<b>37</b>	<b>0</b>
	Hillcrest Health and Rehabilitation Center	KNOX	2	2	3	1	0
		LAUREL	8	15	30	10	0
		WHITLEY	6	3	12	15	0
		<b>Total</b>	<b>16</b>	<b>20</b>	<b>45</b>	<b>26</b>	<b>0</b>
	Landmark of Laurel Creek Rehab and Nursing	CLAY	7	18	38	28	0
		IN	0	0	1	0	0
		LAUREL	0	1	0	0	0
		OWSLEY	0	0	1	0	0
		PERRY	0	0	3	1	0
		PULASKI	0	1	1	0	0
		ROCKCASTLE	0	0	1	0	0
		WHITLEY	1	0	0	0	0
		<b>Total</b>	<b>8</b>	<b>20</b>	<b>45</b>	<b>29</b>	<b>0</b>
	Laurel Heights Home for the Elderly	BELL	0	1	0	0	0
		CLAY	1	1	1	1	0
		IN	0	0	0	1	0
		JACKSON	0	1	1	0	0
		JESSAMINE	0	0	0	1	0
		KNOX	1	0	1	0	0
		LAUREL	5	12	37	62	0
		MADISON	0	1	0	0	0
		Other	0	0	1	0	0
		OWSLEY	0	0	1	1	0
		PULASKI	0	0	1	0	0
		WHITLEY	0	2	3	3	0
		<b>Total</b>	<b>7</b>	<b>18</b>	<b>46</b>	<b>69</b>	<b>0</b>
	Middlesboro Nursing and Rehab	BELL	3	8	19	31	0
		BREATHITT	0	0	1	1	0
		HARLAN	0	1	1	2	0
		KNOX	0	0	2	2	0

**2019 ANNUAL KENTUCKY LONG TERM CARE UTILIZATION AND SERVICE REPORT**

**Table 30 - 2019 Kentucky Long Term Care Facility Patient Origin  
Facility ADD and Facility by Patient County of Residence**

ADD	Facility Name	Patient County	Under 65	65-74	75-84	Over 85	Unknown
		Other	0	0	2	5	0
		PIKE	0	0	0	1	0
		TN	0	0	1	7	0
		VA	0	0	2	3	0
		<b>Total</b>	<b>3</b>	<b>9</b>	<b>28</b>	<b>52</b>	<b>0</b>
	Mountain View Nursing and Rehab Ctr	BELL	10	17	17	14	0
		FAYETTE	0	0	1	0	0
		HARLAN	1	2	2	3	0
		KNOX	0	5	1	1	0
		LAUREL	2	1	1	0	0
		PERRY	0	1	0	0	0
		PULASKI	0	0	1	0	0
		TN	1	0	1	0	0
		WHITLEY	0	2	1	0	0
		<b>Total</b>	<b>14</b>	<b>28</b>	<b>25</b>	<b>18</b>	<b>0</b>
	Pineville Community Hospital	BELL	0	0	0	0	0
		<b>Total</b>	<b>0</b>	<b>0</b>	<b>0</b>	<b>0</b>	<b>0</b>
	Rockcastle Health and Rehabilitation Center	BELL	0	0	1	0	0
		CLAY	1	0	0	1	0
		FRANKLIN	0	1	0	0	0
		GARRARD	0	0	0	2	0
		JACKSON	0	0	1	0	0
		JEFFERSON	1	0	0	0	0
		LAUREL	2	2	2	5	0
		LINCOLN	0	0	2	3	0
		MADISON	1	4	3	2	0
		MCCREARY	0	0	1	0	0
		OH	0	0	1	0	0
		Other	0	0	0	2	0
		PULASKI	0	4	1	1	0
		ROCKCASTLE	11	5	15	19	0
		WHITLEY	1	0	0	0	0
		<b>Total</b>	<b>17</b>	<b>16</b>	<b>27</b>	<b>35</b>	<b>0</b>

2019 ANNUAL KENTUCKY LONG TERM CARE UTILIZATION AND SERVICE REPORT

Table 30 - 2019 Kentucky Long Term Care Facility Patient Origin  
 Facility ADD and Facility by Patient County of Residence

ADD	Facility Name	Patient County	Under 65	65-74	75-84	Over 85	Unknown
	Rockcastle Regional Hospital and Respiratory Care						
		ANDERSON	0	0	1	0	0
		BELL	0	1	1	0	0
		BOURBON	1	1	0	0	0
		BREATHITT	1	0	0	0	0
		CALLOWAY	1	1	0	0	0
		CAMPBELL	1	0	0	0	0
		CASEY	0	1	0	0	0
		CLAY	0	2	0	0	0
		CLINTON	2	0	0	0	0
		CRITTENDEN	1	0	0	0	0
		DAVISS	1	0	0	0	0
		ELLIOTT	1	1	0	0	0
		ESTILL	2	0	0	0	0
		FAYETTE	7	2	0	0	0
		FLOYD	1	0	0	0	0
		GALLATIN	0	1	0	1	0
		GARRARD	2	0	0	0	0
		HARLAN	1	1	0	0	0
		HOPKINS	0	1	0	0	0
		IL	1	0	0	0	0
		IN	1	0	1	0	0
		JACKSON	3	1	0	0	0
		JEFFERSON	2	1	1	0	0
		JESSAMINE	1	1	0	0	0
		JOHNSON	1	0	0	0	0
		KENTON	1	0	0	0	0
		KNOTT	1	0	1	0	0
		KNOX	3	1	0	0	0
		LAUREL	2	0	1	1	0
		LESLIE	0	1	0	0	0
		MADISON	6	1	1	0	0
		MARTIN	1	0	0	0	0
		MCCRACKEN	1	0	0	0	0
		MCCREARY	1	0	0	0	0
		METCALFE	0	1	0	0	0

**2019 ANNUAL KENTUCKY LONG TERM CARE UTILIZATION AND SERVICE REPORT**

**Table 30 - 2019 Kentucky Long Term Care Facility Patient Origin  
Facility ADD and Facility by Patient County of Residence**

ADD	Facility Name	Patient County	Under 65	65-74	75-84	Over 85	Unknown
		MONTGOMERY	2	0	0	0	0
		MORGAN	1	0	0	0	0
		NICHOLAS	2	0	0	0	0
		Other	8	0	1	0	0
		OWSLEY	1	0	0	0	0
		PERRY	0	0	1	0	0
		PIKE	3	0	0	0	0
		PULASKI	4	2	1	0	0
		ROCKCASTLE	2	1	0	0	0
		SCOTT	0	1	0	0	0
		TN	2	0	0	0	0
		TODD	0	1	0	0	0
		UNION	1	0	0	0	0
		VA	1	0	0	0	0
		WARREN	0	1	0	0	0
		WASHINGTON	2	0	0	0	0
		WHITLEY	1	0	2	0	0
		WOLFE	0	2	0	0	0
		<b>Total</b>	<b>77</b>	<b>27</b>	<b>12</b>	<b>2</b>	<b>0</b>
	Signature HealthCare at Jackson Manor						
		CLAY	2	0	0	1	0
		FAYETTE	0	0	1	0	0
		HARLAN	0	0	1	0	0
		JACKSON	6	5	9	10	0
		KNOX	1	0	0	0	0
		LAUREL	1	1	2	2	0
		OWSLEY	1	0	0	1	0
		ROCKCASTLE	0	1	0	0	0
		<b>Total</b>	<b>11</b>	<b>7</b>	<b>13</b>	<b>14</b>	<b>0</b>
	The Heritage						
		BELL	0	0	0	1	0
		CLINTON	1	0	0	1	0
		JEFFERSON	0	0	1	0	0
		KNOX	1	2	0	6	0
		LAUREL	1	3	7	7	0
		MCCREARY	1	0	1	0	0

**2019 ANNUAL KENTUCKY LONG TERM CARE UTILIZATION AND SERVICE REPORT**

**Table 30 - 2019 Kentucky Long Term Care Facility Patient Origin  
Facility ADD and Facility by Patient County of Residence**

ADD	Facility Name	Patient County	Under 65	65-74	75-84	Over 85	Unknown
		Other	0	0	0	2	0
		WHITLEY	4	9	13	19	0
		<b>Total</b>	<b>8</b>	<b>14</b>	<b>22</b>	<b>36</b>	<b>0</b>
	The Laurels	HARLAN	0	0	0	0	0
		<b>Total</b>	<b>0</b>	<b>0</b>	<b>0</b>	<b>0</b>	<b>0</b>
	Tri-Cities Nursing and Rehabilitation Center	HARLAN	16	12	30	17	0
		LETCHER	1	0	1	0	0
		TN	0	0	0	1	0
		<b>Total</b>	<b>17</b>	<b>12</b>	<b>31</b>	<b>18</b>	<b>0</b>
	Williamsburg Health and Rehabilitation Center	CAMPBELL	1	0	0	1	0
		HARLAN	0	1	0	0	0
		JACKSON	0	1	0	0	0
		LAUREL	0	0	2	1	0
		LINCOLN	1	1	0	0	0
		MCCREARY	4	1	3	3	0
		WHITLEY	7	19	40	32	0
		<b>Total</b>	<b>13</b>	<b>23</b>	<b>45</b>	<b>37</b>	<b>0</b>
		<b>ADD:13 Total</b>	<b>249</b>	<b>279</b>	<b>480</b>	<b>468</b>	<b>31</b>
ADD:14	Campbellsville Nursing and Rehabilitation	ADAIR	0	0	0	2	0
		GREEN	0	0	4	3	0
		MARION	0	0	1	0	0
		PULASKI	0	1	0	0	0
		RUSSELL	0	0	1	0	0
		TAYLOR	2	7	14	21	0
		<b>Total</b>	<b>2</b>	<b>8</b>	<b>20</b>	<b>26</b>	<b>0</b>
	Clinton County Care and Rehabilitation Center	CLINTON	5	5	15	17	0
		PULASKI	0	1	0	1	0
		WAYNE	0	3	1	3	0
		<b>Total</b>	<b>5</b>	<b>9</b>	<b>16</b>	<b>21</b>	<b>0</b>

**2019 ANNUAL KENTUCKY LONG TERM CARE UTILIZATION AND SERVICE REPORT**

**Table 30 - 2019 Kentucky Long Term Care Facility Patient Origin  
Facility ADD and Facility by Patient County of Residence**

ADD	Facility Name	Patient County	Under 65	65-74	75-84	Over 85	Unknown
	Cumberland Nursing and Rehabilitation Center	BELL	1	0	0	0	0
		CASEY	0	2	0	1	0
		LAUREL	0	2	0	0	0
		LINCOLN	0	0	2	1	0
		MCCRACKEN	1	0	0	0	0
		MCCREARY	0	0	0	1	0
		OH	0	0	0	1	0
		PULASKI	8	13	24	28	0
		RUSSELL	1	0	0	0	0
		WAYNE	0	0	4	0	0
		<b>Total</b>	<b>11</b>	<b>17</b>	<b>30</b>	<b>32</b>	<b>0</b>
	Cumberland Valley Manor	ADAIR	0	1	1	1	0
		CLINTON	5	1	5	2	0
		CUMBERLAND	7	9	13	14	0
		HARRISON	0	0	1	0	0
		MONROE	1	0	0	0	0
		Other	0	0	1	0	0
		PULASKI	0	0	0	1	0
		ROCKCASTLE	0	1	0	0	0
		RUSSELL	0	1	0	0	0
		WAYNE	0	1	2	2	0
		<b>Total</b>	<b>13</b>	<b>14</b>	<b>23</b>	<b>20</b>	<b>0</b>
	Fair Oaks Health Systems	ADAIR	0	1	5	4	0
		CASEY	0	1	1	1	0
		FAYETTE	1	0	1	0	0
		GARRARD	0	0	1	1	0
		HENRY	0	0	1	0	0
		JEFFERSON	1	0	1	0	0
		LINCOLN	0	1	0	0	0
		Other	0	0	1	0	0
		PULASKI	2	1	4	2	0
		ROWAN	0	0	0	1	0
		RUSSELL	4	14	22	40	0

**2019 ANNUAL KENTUCKY LONG TERM CARE UTILIZATION AND SERVICE REPORT**

**Table 30 - 2019 Kentucky Long Term Care Facility Patient Origin  
Facility ADD and Facility by Patient County of Residence**

ADD	Facility Name	Patient County	Under 65	65-74	75-84	Over 85	Unknown
		WARREN	0	0	1	0	0
		<b>Total</b>	<b>8</b>	<b>18</b>	<b>38</b>	<b>49</b>	<b>0</b>
	Green Hill Rehabilitation and Care	ADAIR	2	1	0	3	0
		GREEN	3	9	16	30	0
		HARDIN	0	0	1	1	0
		IL	1	0	0	0	0
		LARUE	0	1	0	0	0
		METCALFE	0	0	1	0	0
		RUSSELL	0	0	1	0	0
		TAYLOR	3	8	9	13	0
		<b>Total</b>	<b>9</b>	<b>19</b>	<b>28</b>	<b>47</b>	<b>0</b>
	Hicks' Golden Years Nursing Home	CLINTON	0	0	3	2	0
		MCCREARY	0	1	0	0	0
		OH	1	0	0	0	0
		PULASKI	2	2	4	1	0
		TN	0	0	0	1	0
		WAYNE	8	3	14	14	0
		<b>Total</b>	<b>11</b>	<b>6</b>	<b>21</b>	<b>18</b>	<b>0</b>
	Lake Cumberland Regional Hospital	JACKSON	0	0	1	0	0
		PULASKI	1	0	2	4	0
		WAYNE	0	1	0	0	0
		<b>Total</b>	<b>1</b>	<b>1</b>	<b>3</b>	<b>4</b>	<b>0</b>
	Liberty Care and Rehabilitation Center	ADAIR	0	0	2	2	0
		BOYLE	0	0	2	1	0
		CASEY	1	8	8	36	0
		GARRARD	0	0	0	1	0
		HARLAN	1	0	0	0	0
		JESSAMINE	0	0	0	1	0
		LINCOLN	1	1	5	4	0
		MARION	1	0	1	0	0
		METCALFE	0	1	0	0	0
		PULASKI	0	1	0	1	0

**2019 ANNUAL KENTUCKY LONG TERM CARE UTILIZATION AND SERVICE REPORT**

**Table 30 - 2019 Kentucky Long Term Care Facility Patient Origin  
Facility ADD and Facility by Patient County of Residence**

ADD	Facility Name	Patient County	Under 65	65-74	75-84	Over 85	Unknown
		RUSSELL	0	1	1	1	0
		TAYLOR	1	0	1	0	0
		TN	0	1	0	0	0
		<b>Total</b>	<b>5</b>	<b>13</b>	<b>20</b>	<b>47</b>	<b>0</b>
	Signature Healthcare At Summit Manor Rehab						
		ADAIR	5	10	23	26	0
		CASEY	0	0	1	1	0
		GREEN	0	1	0	2	0
		PULASKI	0	0	3	0	0
		RUSSELL	3	4	1	4	0
		TAYLOR	1	2	2	2	0
		<b>Total</b>	<b>9</b>	<b>17</b>	<b>30</b>	<b>35</b>	<b>0</b>
	Signature Healthcare of McCreary County Rehab						
		KNOX	0	0	0	0	1
		MADISON	1	0	0	1	0
		MCCREARY	0	0	0	0	26
		PULASKI	0	0	0	0	10
		WAYNE	0	0	0	0	1
		WHITLEY	1	7	3	0	0
		<b>Total</b>	<b>2</b>	<b>7</b>	<b>3</b>	<b>1</b>	<b>38</b>
	Somerset Nursing and Rehabilitation Facility						
		BOONE	0	1	0	0	0
		CASEY	0	1	0	0	0
		CLARK	0	0	1	0	0
		GRANT	0	0	1	0	0
		HARDIN	0	1	0	0	0
		KNOX	0	1	0	0	0
		LAUREL	0	0	1	0	0
		LINCOLN	0	1	2	0	0
		MCCREARY	0	0	1	0	0
		OH	0	0	1	0	0
		Other	0	1	0	0	0
		PULASKI	5	7	37	43	0
		ROCKCASTLE	0	0	0	1	0
		ROWAN	0	0	1	0	0
		RUSSELL	0	0	1	0	0



**2019 ANNUAL KENTUCKY LONG TERM CARE UTILIZATION AND SERVICE REPORT**

**Table 30 - 2019 Kentucky Long Term Care Facility Patient Origin  
Facility ADD and Facility by Patient County of Residence**

ADD	Facility Name	Patient County	Under 65	65-74	75-84	Over 85	Unknown
		WAYNE	0	0	2	3	0
		<b>Total</b>	<b>5</b>	<b>13</b>	<b>48</b>	<b>47</b>	<b>0</b>
	Somerwoods Nursing and Rehabilitation	LAUREL	0	1	1	0	0
		MCCREARY	0	1	0	2	0
		PULASKI	13	20	38	40	0
		RUSSELL	1	0	1	0	0
		WAYNE	0	2	3	1	0
		<b>Total</b>	<b>14</b>	<b>24</b>	<b>43</b>	<b>43</b>	<b>0</b>
	The Grandview Nursing and Rehabilitation Facility	ADAIR	2	1	3	3	0
		GREEN	2	0	3	3	0
		IN	0	1	0	0	0
		LINCOLN	0	0	0	1	0
		MARION	0	0	0	1	0
		TAYLOR	2	6	21	22	0
		<b>Total</b>	<b>6</b>	<b>8</b>	<b>27</b>	<b>30</b>	<b>0</b>
		<b>ADD:14 Total</b>	<b>101</b>	<b>174</b>	<b>350</b>	<b>420</b>	<b>38</b>
ADD:15	Berea Health and Rehabilitation	CLARK	0	0	1	0	0
		CLAY	0	0	1	1	0
		ESTILL	0	0	0	1	0
		FAYETTE	1	1	1	1	0
		FLEMING	0	0	0	1	0
		GALLATIN	0	1	0	0	0
		GARRARD	0	0	1	0	0
		HARLAN	0	0	1	1	0
		JACKSON	0	1	2	1	0
		LAUREL	1	0	1	0	0
		LESLIE	0	1	0	0	0
		LINCOLN	1	0	1	0	0
		MADISON	6	9	9	19	0
		MARTIN	0	0	0	1	0
		PERRY	1	0	0	0	0

**2019 ANNUAL KENTUCKY LONG TERM CARE UTILIZATION AND SERVICE REPORT**

**Table 30 - 2019 Kentucky Long Term Care Facility Patient Origin  
Facility ADD and Facility by Patient County of Residence**

ADD	Facility Name	Patient County	Under 65	65-74	75-84	Over 85	Unknown
		ROCKCASTLE	0	2	3	0	0
		<b>Total</b>	<b>10</b>	<b>15</b>	<b>21</b>	<b>26</b>	<b>0</b>
	Bluegrass Care and Rehabilitation Center						
		BOURBON	0	1	0	0	0
		CLARK	0	2	0	0	0
		DAVISS	0	0	0	2	0
		FAYETTE	2	17	23	24	0
		FRANKLIN	1	4	0	0	0
		GRAYSON	1	0	0	0	0
		JEFFERSON	0	0	1	1	0
		JESSAMINE	2	5	2	0	0
		LEWIS	0	1	0	0	0
		MADISON	0	0	2	1	0
		Other	0	1	0	1	0
		OWEN	1	0	0	0	0
		POWELL	0	0	1	0	0
		PULASKI	0	1	0	0	0
		SCOTT	0	2	0	0	0
		SHELBY	0	0	0	1	0
		WHITLEY	0	1	0	0	0
		WOODFORD	0	0	1	0	0
		<b>Total</b>	<b>7</b>	<b>35</b>	<b>30</b>	<b>30</b>	<b>0</b>
	Bourbon Heights						
		BATH	0	0	0	1	0
		BOURBON	3	9	15	14	0
		BREATHITT	0	0	0	1	0
		BRECKINRIDGE	0	0	0	1	0
		CARTER	0	0	1	1	0
		CLARK	1	0	2	0	0
		CLINTON	0	0	0	1	0
		DAVISS	0	0	0	1	0
		FAYETTE	0	0	2	2	0
		FLEMING	0	0	0	1	0
		HARLAN	0	0	1	0	0
		HARRISON	1	0	2	1	0
		IN	0	0	1	0	0

**2019 ANNUAL KENTUCKY LONG TERM CARE UTILIZATION AND SERVICE REPORT**

**Table 30 - 2019 Kentucky Long Term Care Facility Patient Origin  
Facility ADD and Facility by Patient County of Residence**

ADD	Facility Name	Patient County	Under 65	65-74	75-84	Over 85	Unknown
		JACKSON	0	0	1	0	0
		JEFFERSON	0	0	0	1	0
		KNOX	0	0	1	0	0
		MADISON	0	0	1	0	0
		MASON	0	0	1	0	0
		MCCRACKEN	0	0	0	1	0
		MONTGOMERY	0	0	1	1	0
		NICHOLAS	0	0	0	2	0
		OH	0	1	0	0	0
		Other	1	0	1	0	0
		PIKE	0	0	0	1	0
		POWELL	0	0	0	1	0
		ROWAN	0	0	1	0	0
		SCOTT	0	0	0	1	0
		TN	0	1	1	1	0
		VA	0	0	0	1	0
		WOLFE	0	0	1	0	0
		WOODFORD	0	0	0	1	0
		WV	0	0	0	1	0
		<b>Total</b>	<b>6</b>	<b>11</b>	<b>33</b>	<b>36</b>	<b>0</b>
	Bradford Square Rehabilitation and Nursing Center						
		ANDERSON	0	0	0	0	7
		BARREN	0	0	0	0	1
		BOURBON	0	0	0	0	1
		FAYETTE	0	0	0	0	10
		FRANKLIN	0	0	0	0	54
		HENRY	0	0	0	0	1
		JESSAMINE	0	0	0	0	2
		LARUE	0	0	0	0	1
		OWEN	0	0	0	0	2
		ROWAN	0	0	0	0	1
		SCOTT	0	0	0	0	8
		SHELBY	0	0	0	0	3
		WAYNE	0	0	0	0	1
		WOODFORD	0	0	0	0	2
		<b>Total</b>	<b>0</b>	<b>0</b>	<b>0</b>	<b>0</b>	<b>94</b>

**2019 ANNUAL KENTUCKY LONG TERM CARE UTILIZATION AND SERVICE REPORT**

**Table 30 - 2019 Kentucky Long Term Care Facility Patient Origin  
Facility ADD and Facility by Patient County of Residence**

ADD	Facility Name	Patient County	Under 65	65-74	75-84	Over 85	Unknown
	Brookdale Richmond Place SNF	BREATHITT	0	1	0	0	0
		CASEY	0	0	1	0	0
		CLARK	0	6	1	1	0
		FAYETTE	5	11	13	30	0
		JEFFERSON	0	0	0	1	0
		JESSAMINE	1	2	1	1	0
		LINCOLN	0	0	0	1	0
		MADISON	1	0	4	2	0
		MERCER	1	0	0	0	0
		OH	0	0	1	0	0
		Other	0	0	0	1	0
		PIKE	0	0	1	0	0
		SCOTT	0	1	4	1	0
		WOODFORD	0	1	1	0	0
		WV	0	0	1	0	0
		<b>Total</b>	<b>8</b>	<b>22</b>	<b>28</b>	<b>38</b>	<b>0</b>
	Cambridge Place	BOURBON	0	1	0	1	0
		CLARK	1	2	0	2	0
		FAYETTE	11	18	21	20	0
		FLEMING	0	2	0	0	0
		JESSAMINE	2	5	3	4	0
		OH	0	2	0	0	0
		WV	0	0	2	0	0
		<b>Total</b>	<b>14</b>	<b>30</b>	<b>26</b>	<b>27</b>	<b>0</b>
	Cardinal Hill Rehab Unit	ANDERSON	0	1	0	0	0
		FAYETTE	0	5	6	1	0
		FLEMING	0	0	0	1	0
		FRANKLIN	1	2	4	0	0
		JESSAMINE	0	0	0	1	0
		KENTON	0	1	0	0	0
		MORGAN	0	0	1	0	0
		SCOTT	0	0	2	0	0
		WASHINGTON	0	0	1	0	0

**2019 ANNUAL KENTUCKY LONG TERM CARE UTILIZATION AND SERVICE REPORT**

**Table 30 - 2019 Kentucky Long Term Care Facility Patient Origin  
Facility ADD and Facility by Patient County of Residence**

ADD	Facility Name	Patient County	Under 65	65-74	75-84	Over 85	Unknown
		WOODFORD	0	0	1	1	0
		<b>Total</b>	<b>1</b>	<b>9</b>	<b>15</b>	<b>4</b>	<b>0</b>
	Cedar Ridge Health Campus						
		BOURBON	0	1	2	2	0
		CLARK	0	0	0	1	0
		FAYETTE	0	0	0	3	0
		FLOYD	0	0	1	0	0
		HARDIN	0	0	1	0	0
		HARRISON	1	0	6	16	0
		JESSAMINE	0	0	1	0	0
		NICHOLAS	0	0	1	3	0
		Other	0	0	1	0	0
		PENDLETON	0	0	2	3	0
		SCOTT	0	0	1	1	0
		SHELBY	0	0	0	1	0
		<b>Total</b>	<b>1</b>	<b>1</b>	<b>16</b>	<b>30</b>	<b>0</b>
	Charleston Health Care Center						
		BOYLE	2	8	28	31	0
		CAMPBELL	0	0	0	1	0
		FAYETTE	0	0	3	1	0
		GARRARD	0	0	0	1	0
		LAUREL	0	0	1	0	0
		LINCOLN	0	1	0	1	0
		MERCER	0	0	0	3	0
		<b>Total</b>	<b>2</b>	<b>9</b>	<b>32</b>	<b>38</b>	<b>0</b>
	Clark Regional Medical Center Transitional Care Unit						
		ANDERSON	0	1	0	0	0
		CLARK	0	2	2	7	0
		MONTGOMERY	0	0	0	1	0
		POWELL	0	2	0	0	0
		SCOTT	0	0	1	0	0
		<b>Total</b>	<b>0</b>	<b>5</b>	<b>3</b>	<b>8</b>	<b>0</b>
	Danville Center For Health						
		ADAIR	0	1	0	0	0
		BOYLE	5	9	11	12	0
		CASEY	0	0	2	2	0

**2019 ANNUAL KENTUCKY LONG TERM CARE UTILIZATION AND SERVICE REPORT**

**Table 30 - 2019 Kentucky Long Term Care Facility Patient Origin  
Facility ADD and Facility by Patient County of Residence**

ADD	Facility Name	Patient County	Under 65	65-74	75-84	Over 85	Unknown
		FAYETTE	1	0	3	0	0
		FRANKLIN	0	1	0	0	0
		GARRARD	1	0	2	1	0
		JESSAMINE	1	0	1	0	0
		LAUREL	0	0	0	1	0
		LINCOLN	5	1	7	4	0
		MADISON	0	1	0	0	0
		MERCER	1	1	4	3	0
		MONTGOMERY	0	0	1	0	0
		Other	0	1	0	0	0
		PULASKI	2	1	1	0	0
		ROCKCASTLE	0	0	2	1	0
		<b>Total</b>	<b>16</b>	<b>16</b>	<b>34</b>	<b>24</b>	<b>0</b>
Diversicare of Nicholasville		BOYLE	1	0	0	0	0
		CLARK	0	0	1	0	0
		FAYETTE	1	1	0	1	0
		JEFFERSON	0	0	0	2	0
		JESSAMINE	6	10	16	18	0
		MERCER	0	0	1	0	0
		PIKE	0	0	1	0	0
		SCOTT	0	1	0	0	0
		<b>Total</b>	<b>8</b>	<b>12</b>	<b>19</b>	<b>21</b>	<b>0</b>
Dover Manor		ANDERSON	1	0	0	0	0
		CLARK	0	0	1	0	0
		FAYETTE	0	0	2	6	0
		GRANT	0	0	0	1	0
		HARRISON	0	1	1	4	0
		IN	0	0	1	0	0
		KNOX	0	0	1	1	0
		MORGAN	1	0	0	0	0
		Other	0	0	0	1	0
		SCOTT	1	3	25	26	0
		WEBSTER	0	0	0	1	0

**2019 ANNUAL KENTUCKY LONG TERM CARE UTILIZATION AND SERVICE REPORT**

**Table 30 - 2019 Kentucky Long Term Care Facility Patient Origin  
Facility ADD and Facility by Patient County of Residence**

ADD	Facility Name	Patient County	Under 65	65-74	75-84	Over 85	Unknown
		WOODFORD	0	0	1	4	0
		<b>Total</b>	<b>3</b>	<b>4</b>	<b>32</b>	<b>44</b>	<b>0</b>
	Edgemont Healthcare	BOONE	0	0	0	1	0
		BOURBON	2	0	1	0	0
		CLARK	1	1	0	0	0
		FAYETTE	4	0	2	0	0
		HARRISON	9	18	11	5	0
		MASON	1	0	0	0	0
		MONTGOMERY	1	1	1	0	0
		SCOTT	1	2	1	0	0
		<b>Total</b>	<b>19</b>	<b>22</b>	<b>16</b>	<b>6</b>	<b>0</b>
	Fountain Circle Care and Rehab Ctr	BATH	1	0	0	0	0
		BOURBON	0	0	0	1	0
		BRACKEN	0	1	0	0	0
		CLARK	10	20	22	12	0
		FAYETTE	5	15	10	9	0
		FLOYD	0	0	1	0	0
		FRANKLIN	0	1	0	0	0
		KENTON	1	0	0	0	0
		LEE	0	0	2	0	0
		MADISON	0	5	0	0	0
		MCCREARY	0	0	1	0	0
		MONTGOMERY	2	1	2	0	0
		PERRY	0	0	1	0	0
		POWELL	1	4	0	0	0
		SCOTT	0	0	1	0	0
		<b>Total</b>	<b>20</b>	<b>47</b>	<b>40</b>	<b>22</b>	<b>0</b>
	Frankfort Care and Rehabilitation	ANDERSON	0	1	0	0	0
		FAYETTE	2	1	2	2	0
		FRANKLIN	5	8	18	19	0
		HARDIN	0	1	0	0	0
		JOHNSON	1	0	0	0	0
		LINCOLN	0	1	0	0	0

**2019 ANNUAL KENTUCKY LONG TERM CARE UTILIZATION AND SERVICE REPORT**

**Table 30 - 2019 Kentucky Long Term Care Facility Patient Origin  
Facility ADD and Facility by Patient County of Residence**

ADD	Facility Name	Patient County	Under 65	65-74	75-84	Over 85	Unknown
		MADISON	0	1	0	0	0
		NICHOLAS	0	0	1	0	0
		SCOTT	0	0	1	1	0
		SHELBY	0	0	0	1	0
		WOODFORD	1	1	1	1	0
		<b>Total</b>	<b>9</b>	<b>14</b>	<b>23</b>	<b>24</b>	<b>0</b>
Grand Haven Nursing Home		BOURBON	1	0	1	3	0
		CARROLL	0	0	0	1	0
		FAYETTE	1	1	2	0	0
		HARRISON	3	8	10	11	0
		MADISON	0	0	0	1	0
		MASON	0	1	0	0	0
		MERCER	0	1	0	0	0
		NICHOLAS	1	0	0	0	0
		Other	0	0	0	1	0
		SCOTT	1	1	0	1	0
		WOODFORD	1	0	1	0	0
		<b>Total</b>	<b>8</b>	<b>12</b>	<b>14</b>	<b>18</b>	<b>0</b>
Harrodsburg Health & Rehab Ctr		ANDERSON	0	0	1	2	0
		BOURBON	0	1	0	0	0
		BOYLE	3	2	7	4	0
		CARROLL	0	0	1	0	0
		CASEY	0	1	0	0	0
		FAYETTE	2	2	2	1	0
		FRANKLIN	0	2	2	2	0
		GARRARD	1	0	1	0	0
		HARRISON	0	1	0	0	0
		IL	0	0	2	0	0
		JESSAMINE	1	2	0	2	0
		LINCOLN	0	0	0	1	0
		MADISON	0	1	1	0	0
		MERCER	3	9	21	10	0
		SCOTT	1	1	0	0	0
		TAYLOR	0	0	0	1	0



**2019 ANNUAL KENTUCKY LONG TERM CARE UTILIZATION AND SERVICE REPORT**

**Table 30 - 2019 Kentucky Long Term Care Facility Patient Origin  
Facility ADD and Facility by Patient County of Residence**

ADD	Facility Name	Patient County	Under 65	65-74	75-84	Over 85	Unknown
		VA	0	0	0	1	0
		WASHINGTON	0	0	2	1	0
		<b>Total</b>	<b>11</b>	<b>22</b>	<b>40</b>	<b>25</b>	<b>0</b>
	Homestead Post Acute						
		ANDERSON	0	0	1	1	0
		BELL	0	1	0	0	0
		BOURBON	0	1	1	0	0
		CARROLL	0	0	1	0	0
		CARTER	0	0	1	0	0
		CLARK	0	0	1	0	0
		CLAY	0	0	0	1	0
		ESTILL	0	1	0	0	0
		FAYETTE	5	20	29	28	0
		FRANKLIN	0	1	1	0	0
		GRANT	0	0	0	1	0
		HARRISON	2	0	0	0	0
		JACKSON	0	0	1	0	0
		JEFFERSON	0	0	1	0	0
		JESSAMINE	0	3	3	6	0
		KNOX	0	1	0	0	0
		LEE	0	1	0	0	0
		LINCOLN	0	0	1	0	0
		MADISON	0	1	0	0	0
		Other	0	1	1	2	0
		PULASKI	0	1	0	0	0
		ROBERTSON	1	0	0	0	0
		SCOTT	0	1	1	0	0
		WOODFORD	1	1	1	3	0
		<b>Total</b>	<b>9</b>	<b>34</b>	<b>44</b>	<b>42</b>	<b>0</b>
	Irvine Nursing and Rehabilitation						
		CLARK	1	0	0	0	0
		ESTILL	3	10	20	16	0
		FAYETTE	2	0	2	0	0
		HARRISON	0	0	0	1	0
		HOPKINS	0	1	0	0	0
		IL	1	0	0	0	0

**2019 ANNUAL KENTUCKY LONG TERM CARE UTILIZATION AND SERVICE REPORT**

**Table 30 - 2019 Kentucky Long Term Care Facility Patient Origin  
Facility ADD and Facility by Patient County of Residence**

ADD	Facility Name	Patient County	Under 65	65-74	75-84	Over 85	Unknown
		JACKSON	1	0	0	3	0
		JOHNSON	0	0	0	1	0
		LAUREL	0	0	1	0	0
		LEE	0	0	2	0	0
		MADISON	3	5	1	3	0
		OLDHAM	0	0	1	0	0
		POWELL	0	0	0	1	0
		ROCKCASTLE	0	0	1	0	0
		WOLFE	0	0	1	0	0
		<b>Total</b>	<b>11</b>	<b>16</b>	<b>29</b>	<b>25</b>	<b>0</b>
	Johnson Mathers Nursing Home						
		BOURBON	0	0	8	0	0
		HARRISON	0	2	12	0	0
		NICHOLAS	4	4	70	0	0
		<b>Total</b>	<b>4</b>	<b>6</b>	<b>90</b>	<b>0</b>	<b>0</b>
	Kenwood Health and Rehabilitation Center						
		CLARK	0	1	1	0	0
		FAYETTE	1	1	2	2	0
		GARRARD	0	1	0	1	0
		HARRISON	0	0	0	1	0
		JACKSON	0	1	0	0	0
		KNOX	0	0	0	1	0
		LEE	0	0	1	0	0
		MADISON	6	11	24	30	0
		<b>Total</b>	<b>7</b>	<b>15</b>	<b>28</b>	<b>35</b>	<b>0</b>
	Landmark of Lancaster Rehabilitation and Nursing						
		BOYLE	2	2	3	0	0
		FAYETTE	1	1	0	0	0
		GARRARD	5	6	9	25	0
		JESSAMINE	0	1	4	5	0
		LINCOLN	3	6	5	6	0
		MADISON	2	2	0	0	0
		ROCKCASTLE	0	0	1	1	0
		RUSSELL	0	1	0	0	0
		TN	0	1	0	0	0
		<b>Total</b>	<b>13</b>	<b>20</b>	<b>22</b>	<b>37</b>	<b>0</b>

2019 ANNUAL KENTUCKY LONG TERM CARE UTILIZATION AND SERVICE REPORT

Table 30 - 2019 Kentucky Long Term Care Facility Patient Origin  
 Facility ADD and Facility by Patient County of Residence

ADD	Facility Name	Patient County	Under 65	65-74	75-84	Over 85	Unknown
	Lexington Country Place	BOONE	0	0	0	1	0
		BOYLE	0	0	1	1	0
		CASEY	0	0	0	1	0
		FAYETTE	2	5	16	47	0
		FRANKLIN	0	0	1	0	0
		JESSAMINE	0	0	1	1	0
		KENTON	0	0	0	1	0
		KNOX	0	0	0	1	0
		MORGAN	0	0	0	1	0
		SPENCER	0	0	1	0	0
		WOODFORD	0	0	2	2	0
		<b>Total</b>	<b>2</b>	<b>5</b>	<b>22</b>	<b>56</b>	<b>0</b>
	Madison Health and Rehabilitation Center	BOYLE	1	0	2	0	0
		CASEY	0	0	1	0	0
		CLARK	1	0	1	1	0
		ESTILL	1	0	3	3	0
		FAYETTE	2	3	1	0	0
		FRANKLIN	1	1	0	0	0
		HARLAN	1	0	2	0	0
		JACKSON	1	0	1	2	0
		JOHNSON	0	0	0	1	0
		LAUREL	0	0	1	0	0
		LEE	0	0	0	1	0
		LESLIE	0	0	1	0	0
		LETCHER	0	0	1	0	0
		MADISON	5	8	8	6	0
		OH	1	0	2	0	0
		Other	2	3	5	2	0
		PERRY	0	0	1	0	0
		PULASKI	1	0	0	0	0
		ROCKCASTLE	1	0	3	1	0
		SCOTT	0	1	1	0	0
		TN	0	0	1	0	0

**2019 ANNUAL KENTUCKY LONG TERM CARE UTILIZATION AND SERVICE REPORT**

**Table 30 - 2019 Kentucky Long Term Care Facility Patient Origin  
Facility ADD and Facility by Patient County of Residence**

ADD	Facility Name	Patient County	Under 65	65-74	75-84	Over 85	Unknown
		WOLFE	0	0	1	0	0
		<b>Total</b>	<b>18</b>	<b>16</b>	<b>36</b>	<b>17</b>	<b>0</b>
	Mayfair Manor	BOURBON	0	1	0	0	0
		CLARK	0	1	0	2	0
		FAYETTE	10	6	24	26	0
		FRANKLIN	1	0	0	0	0
		JESSAMINE	1	1	4	1	0
		LETCHER	0	0	1	0	0
		MONTGOMERY	0	1	0	0	0
		NELSON	0	0	1	0	0
		Other	0	1	0	1	0
		ROWAN	0	0	1	0	0
		WOODFORD	0	2	0	0	0
		<b>Total</b>	<b>12</b>	<b>13</b>	<b>31</b>	<b>30</b>	<b>0</b>
	Morning Pointe of Danville	ADAIR	0	0	0	1	0
		BOURBON	0	0	0	2	0
		BOYLE	0	0	11	20	0
		CASEY	0	0	2	1	0
		GARRARD	0	0	0	1	0
		JEFFERSON	0	0	1	1	0
		LINCOLN	0	0	5	0	0
		MERCER	0	0	2	4	0
		Other	0	0	0	0	0
		PULASKI	0	0	0	1	0
		WASHINGTON	0	0	0	1	0
		WAYNE	0	0	0	1	0
		<b>Total</b>	<b>0</b>	<b>0</b>	<b>21</b>	<b>33</b>	<b>0</b>
	Northpoint Lexington Healthcare Center	BATH	0	0	0	1	0
		BELL	1	0	0	0	0
		BOURBON	1	0	1	1	0
		BOYLE	0	1	0	0	0
		CLARK	0	2	0	0	0
		FAYETTE	5	21	38	36	0

**2019 ANNUAL KENTUCKY LONG TERM CARE UTILIZATION AND SERVICE REPORT**

**Table 30 - 2019 Kentucky Long Term Care Facility Patient Origin  
Facility ADD and Facility by Patient County of Residence**

ADD	Facility Name	Patient County	Under 65	65-74	75-84	Over 85	Unknown
		FLOYD	0	0	0	1	0
		FRANKLIN	0	1	0	1	0
		GARRARD	0	0	0	1	0
		JEFFERSON	2	0	0	0	0
		JESSAMINE	1	0	4	6	0
		JOHNSON	0	1	0	0	0
		KNOX	0	0	1	0	0
		MADISON	0	1	0	1	0
		MONTGOMERY	0	0	0	1	0
		NICHOLAS	0	1	0	0	0
		OH	1	0	0	0	0
		Other	1	0	0	0	0
		PERRY	0	2	0	0	0
		POWELL	1	0	0	0	0
		PULASKI	0	0	1	0	0
		ROCKCASTLE	1	0	0	0	0
		SCOTT	1	1	0	1	0
		TN	1	0	0	0	0
		WOODFORD	0	0	0	1	0
		<b>Total</b>	<b>16</b>	<b>31</b>	<b>45</b>	<b>51</b>	<b>0</b>
	Pine Meadows Post Acute						
		BOURBON	0	0	0	1	0
		BREATHITT	0	1	0	0	0
		CLARK	1	0	0	2	0
		FAYETTE	19	18	23	36	0
		FRANKLIN	0	1	0	1	0
		HARRISON	0	0	1	0	0
		JEFFERSON	0	1	0	0	0
		JESSAMINE	1	0	1	0	0
		MERCER	1	0	0	0	0
		MONTGOMERY	0	0	1	0	0
		PIKE	0	0	1	0	0
		SCOTT	0	1	0	1	0
		WOODFORD	0	2	2	0	0
		<b>Total</b>	<b>22</b>	<b>24</b>	<b>29</b>	<b>41</b>	<b>0</b>

**2019 ANNUAL KENTUCKY LONG TERM CARE UTILIZATION AND SERVICE REPORT**

**Table 30 - 2019 Kentucky Long Term Care Facility Patient Origin  
Facility ADD and Facility by Patient County of Residence**

ADD	Facility Name	Patient County	Under 65	65-74	75-84	Over 85	Unknown
	Rose Manor Health Care	CLARK	0	2	2	5	0
		FAYETTE	0	2	3	9	0
		JESSAMINE	0	0	2	0	0
		Other	0	0	0	2	0
		SCOTT	0	0	1	0	0
		TAYLOR	0	0	1	0	0
		<b>Total</b>	<b>0</b>	<b>4</b>	<b>9</b>	<b>16</b>	<b>0</b>
	Sayre Christian Village Nursing Home	BATH	0	0	0	1	0
		BOYLE	0	0	1	0	0
		CLARK	0	0	1	1	0
		FAYETTE	1	7	22	70	0
		FRANKLIN	0	0	1	0	0
		GARRARD	0	0	1	1	0
		HARLAN	0	0	0	1	0
		JESSAMINE	0	1	0	2	0
		MENIFEE	0	0	0	1	0
		POWELL	0	0	0	1	0
		PULASKI	0	0	0	1	0
		SCOTT	0	1	2	0	0
		WOODFORD	0	0	1	0	0
		<b>Total</b>	<b>1</b>	<b>9</b>	<b>29</b>	<b>79</b>	<b>0</b>
	Signature Healthcare at Heritage Hall Rehab	ANDERSON	2	3	17	24	0
		BELL	0	1	0	0	0
		FAYETTE	1	0	0	0	0
		FRANKLIN	8	3	9	5	0
		MERCER	1	1	3	2	0
		OH	0	1	0	0	0
		PIKE	0	0	0	0	0
		SHELBY	0	0	0	1	0
		WOODFORD	0	2	2	2	0
		<b>Total</b>	<b>12</b>	<b>11</b>	<b>31</b>	<b>34</b>	<b>0</b>
	Signature Healthcare At Tanbark Rehab	FAYETTE	1	7	3	6	0

**2019 ANNUAL KENTUCKY LONG TERM CARE UTILIZATION AND SERVICE REPORT**

**Table 30 - 2019 Kentucky Long Term Care Facility Patient Origin  
Facility ADD and Facility by Patient County of Residence**

ADD	Facility Name	Patient County	Under 65	65-74	75-84	Over 85	Unknown
		GARRARD	0	1	0	0	0
		JEFFERSON	1	0	0	0	0
		JESSAMINE	0	2	2	1	0
		LAUREL	0	0	0	1	0
		WOODFORD	0	0	0	2	0
		<b>Total</b>	<b>2</b>	<b>10</b>	<b>5</b>	<b>10</b>	<b>0</b>
	Signature Healthcare of Georgetown	ANDERSON	0	1	0	0	0
		BOURBON	0	1	1	0	0
		CARROLL	0	0	0	1	0
		FAYETTE	3	3	4	3	0
		FRANKLIN	0	3	5	0	0
		HARRISON	0	1	2	1	0
		JESSAMINE	0	1	1	0	0
		LEE	0	0	0	1	0
		MADISON	0	1	0	0	0
		SCOTT	2	4	10	8	0
		WHITLEY	0	1	0	0	0
		WOODFORD	0	0	1	0	0
		<b>Total</b>	<b>5</b>	<b>16</b>	<b>24</b>	<b>14</b>	<b>0</b>
	Stanford Care and Rehab	BOYLE	3	4	4	8	0
		CLARK	1	0	0	0	0
		FAYETTE	1	1	0	1	0
		GARRARD	0	0	1	3	0
		HARDIN	0	0	0	1	0
		JACKSON	1	0	0	0	0
		JESSAMINE	1	0	0	1	0
		LINCOLN	5	9	18	30	0
		MADISON	0	2	0	0	0
		MARION	0	0	1	0	0
		MCCREARY	1	0	0	0	0
		MERCER	1	0	1	0	0
		PULASKI	1	3	3	1	0
		ROCKCASTLE	1	0	3	1	0

**2019 ANNUAL KENTUCKY LONG TERM CARE UTILIZATION AND SERVICE REPORT**

**Table 30 - 2019 Kentucky Long Term Care Facility Patient Origin  
Facility ADD and Facility by Patient County of Residence**

ADD	Facility Name	Patient County	Under 65	65-74	75-84	Over 85	Unknown
		WHITLEY	0	0	1	0	0
		<b>Total</b>	<b>16</b>	<b>19</b>	<b>32</b>	<b>46</b>	<b>0</b>
	Stanton Nursing and Rehabilitation Center	BATH	0	0	1	1	0
		BOURBON	1	0	0	0	0
		CLARK	0	1	1	2	0
		ESTILL	1	1	0	1	0
		FAYETTE	1	1	2	0	0
		GALLATIN	1	0	0	0	0
		JESSAMINE	1	0	0	0	0
		MADISON	1	1	0	0	0
		MONTGOMERY	2	1	0	2	0
		POWELL	6	10	12	7	0
		ROCKCASTLE	1	0	0	0	0
		ROWAN	1	0	0	0	0
		WAYNE	1	0	0	0	0
		WOLFE	3	1	0	0	0
		WOODFORD	1	0	0	0	0
		<b>Total</b>	<b>21</b>	<b>16</b>	<b>16</b>	<b>13</b>	<b>0</b>
	Taylor Manor Nursing Home	BOONE	0	0	1	0	0
		FAYETTE	1	2	3	10	0
		FRANKLIN	0	0	3	0	0
		FULTON	0	0	0	1	0
		JEFFERSON	0	0	1	2	0
		JESSAMINE	0	0	0	1	0
		OH	0	0	0	1	0
		WOODFORD	0	0	3	6	0
		<b>Total</b>	<b>1</b>	<b>2</b>	<b>11</b>	<b>21</b>	<b>0</b>
	Telford Terrace	CLARK	0	0	1	1	0
		ESTILL	0	0	0	1	0
		MADISON	0	0	6	9	0
		<b>Total</b>	<b>0</b>	<b>0</b>	<b>7</b>	<b>11</b>	<b>0</b>
	The Homeplace At Midway	BOONE	0	0	0	1	0



**2019 ANNUAL KENTUCKY LONG TERM CARE UTILIZATION AND SERVICE REPORT**

**Table 30 - 2019 Kentucky Long Term Care Facility Patient Origin  
Facility ADD and Facility by Patient County of Residence**

ADD	Facility Name	Patient County	Under 65	65-74	75-84	Over 85	Unknown
		FAYETTE	0	0	2	6	0
		FRANKLIN	0	0	1	0	0
		HARDIN	0	0	0	1	0
		JEFFERSON	0	0	1	0	0
		JESSAMINE	0	0	0	1	0
		KENTON	0	0	0	1	0
		MASON	0	0	1	0	0
		Other	0	0	0	1	0
		SCOTT	0	0	0	3	0
		WOODFORD	0	0	0	4	0
		<b>Total</b>	<b>0</b>	<b>0</b>	<b>5</b>	<b>18</b>	<b>0</b>
	The Terrace Nursing and Rehabilitation						
		CLARK	0	0	1	0	0
		CLINTON	0	0	1	0	0
		ESTILL	0	0	2	2	0
		FAYETTE	0	0	1	0	0
		FRANKLIN	0	0	0	1	0
		GARRARD	0	1	1	1	0
		JACKSON	0	0	1	1	0
		LAUREL	0	1	0	0	0
		LINCOLN	0	1	0	1	0
		MADISON	2	6	19	28	0
		OLDHAM	0	0	1	0	0
		Other	0	0	0	1	0
		OWSLEY	0	0	0	2	0
		PULASKI	0	0	1	3	0
		ROCKCASTLE	1	1	5	7	0
		WHITLEY	0	1	0	0	0
		<b>Total</b>	<b>3</b>	<b>11</b>	<b>33</b>	<b>47</b>	<b>0</b>
	The Willows At Fritz Farm						
		BELL	0	0	0	1	0
		BOURBON	0	1	0	0	0
		FAYETTE	1	2	7	23	0
		FRANKLIN	1	0	0	1	0
		JESSAMINE	0	0	1	3	0
		LINCOLN	0	0	0	1	0

**2019 ANNUAL KENTUCKY LONG TERM CARE UTILIZATION AND SERVICE REPORT**

**Table 30 - 2019 Kentucky Long Term Care Facility Patient Origin  
Facility ADD and Facility by Patient County of Residence**

ADD	Facility Name	Patient County	Under 65	65-74	75-84	Over 85	Unknown
		LOGAN	0	1	0	0	0
		MCCRACKEN	0	0	0	1	0
		SCOTT	0	0	0	1	0
		WOODFORD	0	0	1	1	0
		<b>Total</b>	<b>2</b>	<b>4</b>	<b>9</b>	<b>32</b>	<b>0</b>
	The Willows at Hamburg	BOYD	1	0	0	1	0
		CLARK	0	1	1	4	0
		FAYETTE	0	2	4	18	0
		FRANKLIN	0	0	0	3	0
		GARRARD	0	0	1	1	0
		GRANT	0	0	1	0	0
		GREENUP	0	0	0	2	0
		JESSAMINE	0	1	1	3	0
		KNOTT	0	1	0	0	0
		MONTGOMERY	0	0	0	1	0
		NICHOLAS	0	0	0	1	0
		Other	0	0	2	2	0
		ROWAN	0	0	1	0	0
		WOODFORD	0	0	0	1	0
		<b>Total</b>	<b>1</b>	<b>5</b>	<b>11</b>	<b>37</b>	<b>0</b>
	The Willows at Harrodsburg	ANDERSON	0	0	1	1	0
		BOYLE	0	2	3	4	0
		BULLITT	0	0	0	2	0
		CASEY	0	1	0	0	0
		FRANKLIN	0	0	1	0	0
		GARRARD	0	0	0	1	0
		MERCER	2	2	3	11	0
		PIKE	0	0	0	2	0
		WASHINGTON	0	0	1	0	0
		<b>Total</b>	<b>2</b>	<b>5</b>	<b>9</b>	<b>21</b>	<b>0</b>
	Thomson Hood Veterans Center	ADAIR	0	0	0	1	0
		ANDERSON	0	1	1	2	0
		BARREN	0	0	0	1	0

2019 ANNUAL KENTUCKY LONG TERM CARE UTILIZATION AND SERVICE REPORT

Table 30 - 2019 Kentucky Long Term Care Facility Patient Origin  
 Facility ADD and Facility by Patient County of Residence

ADD	Facility Name	Patient County	Under 65	65-74	75-84	Over 85	Unknown
		BOONE	1	0	0	0	0
		BOURBON	0	1	1	0	0
		BOYD	0	0	0	1	0
		BOYLE	1	1	2	3	0
		CLARK	1	0	0	1	0
		CUMBERLAND	0	1	0	0	0
		FAYETTE	2	9	8	30	0
		FLEMING	0	1	0	1	0
		FRANKLIN	1	0	2	6	0
		GARRARD	0	0	1	2	0
		GRANT	0	0	0	1	0
		GRAYSON	1	0	0	0	0
		GREENUP	0	0	0	1	0
		HARDIN	1	0	0	0	0
		HENRY	0	1	1	0	0
		JEFFERSON	1	3	1	1	0
		JESSAMINE	1	3	3	6	0
		KENTON	0	0	0	2	0
		LAUREL	0	0	0	1	0
		LEE	0	0	0	1	0
		LIVINGSTON	0	0	0	1	0
		MADISON	0	1	2	3	0
		MAGOFFIN	0	0	0	1	0
		MARION	0	1	0	0	0
		MERCER	0	0	2	2	0
		MONTGOMERY	0	1	0	1	0
		NELSON	0	1	0	1	0
		NICHOLAS	0	0	0	1	0
		OHIO	0	0	1	0	0
		OLDHAM	0	0	1	1	0
		OWSLEY	0	0	0	1	0
		PULASKI	0	0	0	2	0
		SCOTT	0	3	1	1	0
		SHELBY	0	1	0	0	0
		WASHINGTON	0	0	2	0	0

**2019 ANNUAL KENTUCKY LONG TERM CARE UTILIZATION AND SERVICE REPORT**

**Table 30 - 2019 Kentucky Long Term Care Facility Patient Origin  
Facility ADD and Facility by Patient County of Residence**

ADD	Facility Name	Patient County	Under 65	65-74	75-84	Over 85	Unknown
		WOODFORD	0	2	3	2	0
		<b>Total</b>	<b>10</b>	<b>31</b>	<b>32</b>	<b>78</b>	<b>0</b>
	Wesley Village	JESSAMINE	0	0	0	1	0
		<b>Total</b>	<b>0</b>	<b>0</b>	<b>0</b>	<b>1</b>	<b>0</b>
	Willows at Citation	ANDERSON	0	0	1	0	0
		BOURBON	0	0	0	2	0
		BOYLE	1	0	0	0	0
		CLARK	0	0	1	0	0
		FAYETTE	1	4	3	14	0
		JESSAMINE	1	0	0	0	0
		MADISON	1	1	0	0	0
		MONTGOMERY	0	0	0	1	0
		SCOTT	0	0	2	5	0
		WOODFORD	1	0	1	2	0
		<b>Total</b>	<b>5</b>	<b>5</b>	<b>8</b>	<b>24</b>	<b>0</b>
		<b>ADD:15 Total</b>	<b>338</b>	<b>614</b>	<b>1,090</b>	<b>1,290</b>	<b>94</b>
<b>State Total</b>			<b>3,315</b>	<b>4,565</b>	<b>6,858</b>	<b>7,696</b>	<b>364</b>

# *Kentucky Annual Long-Term Care Services Report*



## *Section VII Notes*

**2019 ANNUAL KENTUCKY LONG TERM CARE UTILIZATION AND SERVICE REPORT**

**Table 31 - Long Term Care - Comments Section**

License	Facility	Page	LTCMemo
101314	Anthology of Louisville	LTCPCComment	No residents with an SMI.
100947	Atria Blankenbaker	LTCCensusOrigin	We do not have at Atria.
100947	Atria Blankenbaker	LTCResidentActivity	We do not use all the licensed beds as our apartments can accommodate up to 2 people depending on the size, married couples and sometimes roommates. When those situations arise we keep the extra beds for that option.
100728	Baptist Health Madisonville	LTCCensusAge	Temporarily closed.
100766	Baptist Health Paducah	LTCCensusAge	Unit has been temporarily closed.
100932	Barton House of Louisville #1	LTCPCComment	No SMI.
100891	Belmont Village	LTCPCComment	Belmont Village did not have any resident that met the SMI criteria in 2019.
100891	Belmont Village	LTCResidentActivity	Reference license beds in operation: Depending on the configuration of the apartments purchased apartments can be configured to have an additional private room. <input type="checkbox"/>
101294	Bluegrass Way	LTCPCComment	Currently no residents with SMI.
101289	Boonespring Transitional Care Center	LTCResidentActivity	Newly licensed facility opened with certification in March 2019.
100689	Boyd Nursing and Rehabilitation Center	LTCResidentActivity	DVCR completed 1/1/2019 to 9/1/2019. Boyd is completing from Sept to December 2019.
100039	Bracken County Nursing and Rehabilitation Center	LTCCensusOrigin	Hamilton Co Ohio.
100039	Bracken County Nursing and Rehabilitation Center	LTCICFComment	All of Bracken's ICF Residents are LTC.
100039	Bracken County Nursing and Rehabilitation Center	LTCPCComment	Bracken Co Nursing, Does not have Personal Care Beds.
100334	Brandenburg Nursing and Rehabilitation	LTCResidentActivity	Decertified PC beds-2 deactivated eff 9/13/19 and the remaining 5 deactivated effective 11/8/19.
101175	Bridgepointe At Ashgrove Woods	LTCPCComment	Bridgepointe at Ashgrove Woods is only submitting data on the Residents line as they had no residents that meet the SMI criteria.
101175	Bridgepointe At Ashgrove Woods	LTCResidentActivity	Bridgepointe at Ashgrove Woods has 72 Apartments. The additional 6 beds are potentially used if a couple moves into a one of the 1 Bedroom Apartments.
100903	Brookdale Edgewood	LTCPCComment	Charter Edgewood had no residents with SMI.
100903	Brookdale Edgewood	LTCResidentActivity	18 beds not in use due to Charter Edgewood having only private rooms.
101104	Brookdale Stonestreet	LTCICFComment	NO ICF beds.
101104	Brookdale Stonestreet	LTCPCComment	No residents with SMI.

## 2019 ANNUAL KENTUCKY LONG TERM CARE UTILIZATION AND SERVICE REPORT

### Table 31 - Long Term Care - Comments Section

License	Facility	Page	LTCMemo
100082	Carmel Home	LTCPCComment	No residents with an SMI.
100056	Carmel Manor	LTCPCComment	92 year old female with paranoid personality (also Alzheimer's Disease late onset). 69 year old female with suicide attempt, sequel and unspecified mood d/o.
100056	Carmel Manor	LTCResidentActivity	Note: that 56 beds have been taken out of service due to aging physical plant and pre-construction plans.
101246	Cedar Lake Lodge Sycamore Run I	LTCCensusDeath	No deaths in 2019.
101246	Cedar Lake Lodge Sycamore Run I	LTCICFComment	Nothing on ICF Transition page applies.
101247	Cedar Lake Lodge Sycamore Run II	LTCICFComment	No plans for transition
100751	Cedar Ridge Health Campus	LTCICFComment	No one ready to transition.
100751	Cedar Ridge Health Campus	LTCPayorSource	Other: 226 Medicaid pending.
100751	Cedar Ridge Health Campus	LTCPCComment	No SMI residents at Cedar Ridge.
100751	Cedar Ridge Health Campus	LTCResidentActivity	PC: Potential days include conversion bed that would be available but residents are paying extra for the larger room and the second bed was removed. Beginning census for this year is correct. Last year conversion beds were counted not this year.
100540	Christian Health Center - Corbin	LTCPCComment	Resident has a diagnosis of Schizophrenia and she receives state supp.
100691	Christian Health Center, Bowling Green	LTCPCComment	Christian Health Center of Bowling Green, KY did not have any residents that met the SMI criteria in 2019.
100180	Clinton Hickman County Nursing Facility	LTCPCComment	Zero Residents had an SMI.
100181	Clinton Place	LTCPCComment	Clinton Place had no residents with an SMI.
100945	Colonial Gardens	LTCPCComment	Colonial Gardens had no residents with an SMI in 2019.
100044	Colonial House of Shepherdsville	LTCResidentActivity	We have one room that is paid as private pay. While we only get +/- the mcd rate, it still acts as if we ended the year at 62. Or full capacity versus appearing to have 1 vacant bed.
100267	Covington Ladies Home	LTCResidentActivity	We remain licensed for 32 beds. However, we are temporarily using only up to 24 beds since 2017. Prior to that we were using 25 beds but converted one room to a chapel. We do not have any patients or clients with SMI.
100079	Crittenden County Health and Rehabilitation Center	LTCResidentActivity	No personal care referrals in 2019.
101318	Dominion Senior Living of Florence	LTCPCComment	Dominion Senior Living of Florence had no residents with an SMI in 2019.
101318	Dominion Senior Living of Florence	LTCResidentActivity	Potential Patient Days are less, due to the facility opening in April of 2019. It's calculated based on days open times 365.

**2019 ANNUAL KENTUCKY LONG TERM CARE UTILIZATION AND SERVICE REPORT**

**Table 31 - Long Term Care - Comments Section**

License	Facility	Page	LTCMemo
101301	Dominion Senior Living of Frankfort	LTCPCComment	Dominion Senior Living of Frankfort did not have any residents with an SMI in 2019.
101283	Dominion Senior Living of Richmond	LTCPCComment	No residents with SMI.
100480	Dover Manor	LTCResidentActivity	Dover Manor no longer has personal care beds.
100205	Eastern Star Home in KY	LTCICFComment	No individual ready to transition.
100205	Eastern Star Home in KY	LTCPCComment	No Resident with SMI for 2019.
101245	Eastern State Hosp Long Term Acquired Brain Injury	LTCCensusAge	Facility closed July 2018.
100700	Edgewood Estates	LTCICFComment	None ready to transition.
100700	Edgewood Estates	LTCPCComment	No PC residents with SMI.
100680	Edmonson Center	LTCICFComment	None ready for transition.
100680	Edmonson Center	LTCPCComment	No qualified SMI residents.
101299	Emerald Trace	LTCICFComment	Emerald Trace had no residents with an ICF 2019.
101299	Emerald Trace	LTCPCComment	Emerald Trace had no residents with an SMI in 2019.
100710	Ephraim McDowell Regional Medical Center	LTCResidentActivity	The 25 beds are still licensed, but are not in operation at this time.
100203	Episcopal Church Home	LTCPCComment	ECH does not have any resident who meet SMI Criteria.
101278	Exceptional Senior Living - Prospect	LTCPCComment	There were no residents with an SMI in 2019.
100361	Falmouth Personal Care Home	LTCResidentActivity	Believe the Beginning census to be incorrect. Also business was purchased 11/01/2019 and under new ownership.
100887	Gaither Suites at West Park	LTCICFComment	Gaither Suite at West Park do not have any residents that met SMI criteria.
100887	Gaither Suites at West Park	LTCPCComment	Gaither Suites at West Park facility did not have any residents during 2019 year that met SMI criteria.
100632	Gallatin Nursing and Rehab	LTCCensusOrigin	STATE OF ALABAMA
101231	Gardens At Hickory Woods	LTCPCComment	Gardens at Hickory Woods did not have any residents that met criteria for SMI for 2019.
100483	Glasgow State Nursing Facility	LTCResidentActivity	The number of beds in operation differs from the number of licensed beds due to one unit containing 25 beds not being open.
100729	Glen Ridge Health Campus	LTCPCComment	No residents with an SMI.
100522	Grand Haven Nursing Home	LTCPCComment	No PC Residents.
100144	Green Acres Health Care	LTCCensusAge	1 person was out on bedhold.
100144	Green Acres Health Care	LTCResidentActivity	Beds licensed were 73. 73x365=266645.
101321	Hallmark House Louisville II	LTCPCComment	No residents with SMI.



**2019 ANNUAL KENTUCKY LONG TERM CARE UTILIZATION AND SERVICE REPORT**

**Table 31 - Long Term Care - Comments Section**

License	Facility	Page	LTCMemo
100033	Hamilton's Personal Care Home	LTCResidentActivity	Semi private rooms occupied by private beds.
100041	Hardinsburg Nursing and Rehabilitation	LTCResidentActivity	Reported ending census for 2018 was reported incorrectly and should have been 59.
100336	Harper's Home for the Aged	LTCPCComment	Harper's Home for Aged did not have any with SMI.
100211	Hazelwood Center	LTCResidentActivity	We demolished an outer building. This caused a need to move people into the main building. Due to this and subsequent renovations, there is not room to house 201 residents.
100485	Hicks' Golden Years Nursing Home	LTCPCComment	We had no resident that met the SMI criteria in 2019.
100726	Highlands ARH Regional Medical Center (Prestonsburg)	LTCICFComment	Please change name to Highlands ARH Regional Medical Center.
100726	Highlands ARH Regional Medical Center (Prestonsburg)	LTCResidentActivity	All 18 beds are still licensed but not operational.
100218	Highlands Nursing and Rehabilitation Center	LTCICFComment	NO ICF.
100664	Highlandspring of Ft Thomas	LTCCensusOrigin	Oakland, CA & Dallas TX (85+ unknown).
100437	Irvine Nursing and Rehabilitation	LTCICFComment	We have NO ICF Residents.
100437	Irvine Nursing and Rehabilitation	LTCResidentActivity	2018 ending was reported as 84 and it should have been reported as 81.
100935	Ivy Knoll	LTCPayorSource	Other is Kentucky SSP.
100765	Kindred Hospital - Louisville	LTCPayorSource	The other category is made up of Medicare Advantage residents.
100765	Kindred Hospital - Louisville	LTCResidentActivity	3 of our rooms are semi-private. Due to most of our resident population having multiple MDRO infections in their Medical history, it is not possible to cohort residents in those 3 rooms.
100514	Lake Way Nursing and Rehabilitation Center	LTCICFComment	We did not have any residents that were in this category.
100514	Lake Way Nursing and Rehabilitation Center	LTCPCComment	We do not have any personal care beds.
100208	Landmark of Iroquois Park and Nursing Center	LTCCensusOrigin	One unknown.
100280	Laurel Heights Home for the Elderly	LTCCensusOrigin	Georgia
101330	Legacy Reserve at Fritz Farm	LTCPCComment	No residents with SMI.
100390	Lewis Memorial Methodist Home	LTCCensusDeath	We did not have any deaths in 2019.
100527	Lexington Country Place	LTCPCComment	Facility did not have any residents that met the SMI criteria.

**2019 ANNUAL KENTUCKY LONG TERM CARE UTILIZATION AND SERVICE REPORT**

**Table 31 - Long Term Care - Comments Section**

License	Facility	Page	LTCMemo
100376	Life Care Center of Morehead	LTCResidentActivity	At this time, due to the size of the room, we are only utilizing it as a semi private room versus a 3-bed ward room, to accommodate the needs of our residents.
100439	Loretto Motherhouse Infirmary	LTCPayorSource	103 was Hospice days.
100647	Magnolia Village Care	LTCCensusOrigin	Hardin Co, OH
100661	Martin County Health Care Facility	LTCPCComment	Had no residents with SMI.
100661	Martin County Health Care Facility	LTCResidentActivity	The Personal Care beds closed 1/7/2020. Patients had to be out of rooms by 12/19/2019.
100386	Masonic Home of Shelbyville	LTCResidentActivity	Fewer Beds were in operation than licensed due to several rooms being used as private rooms.
100653	Mayfair Village Retirement Center	LTCPCComment	We are a Senior Living/PC facility and we do not have any residents with SMI or state aid.
100727	McDowell Skilled Nursing Facility	LTCResidentActivity	The NF beds were not utilized in 2019.
100695	Meadows ICF/IID	LTCResidentActivity	Meadows
100470	Metcalfe Health Care Center	LTCICFComment	Info unknown.
100470	Metcalfe Health Care Center	LTCPCComment	No SMI.
101257	Morning Pointe of Danville	LTCPCComment	Updated and corrected.
101087	Morning Pointe of Frankfort	LTCPCComment	There were no SMI admissions in 2019.
101087	Morning Pointe of Frankfort	LTCResidentActivity	Four beds are not in use due to residents Private paying for a room.
101137	Morning Pointe of Lexington	LTCPCComment	Did not have any residents that met the SMI criteria.
101172	Morning Pointe of Lexington East	LTCPCComment	No residents with a severe a mental illness in 2019.
101057	Morning Pointe Of Russell	LTCICFComment	No ICF residents.
101057	Morning Pointe Of Russell	LTCPCComment	No residents with diagnosis or treatment for SMI.
100523	Oakmont Manor	LTCPCComment	We do not have personal care beds.
101090	Oakwood ICF/IID Unit 3	LTCPayorSource	97 days were unbilled as two (2) admissions into this unit in 2019 were respite clients.
101091	Oakwood ICF/IID Unit 4	LTCICFComment	No individuals ready to transition.
100458	Outwood ICF/IID	LTCCensusDeath	T Tinsley and D Hamm.
100526	Owsley County Health Care Center	LTCPCComment	No residents with an SMI in 2019.
100922	Park Louisville	LTCResidentActivity	Correct beginning census is 26. Previous 2018 survey recorded ending census incorrectly- should be 26.
100240	Parr's at Springhurst	LTCCensusAge	No one in other age groups.

**2019 ANNUAL KENTUCKY LONG TERM CARE UTILIZATION AND SERVICE REPORT**

**Table 31 - Long Term Care - Comments Section**

License	Facility	Page	LTCMemo
100071	Pennyryle Home	LTCResidentActivity	There was an error reported on the ending census for 2018. It should have been 83 instead of 84.
100725	Pineville Community Hospital	LTCCensusAge	Stopped accepting patients to this unit as of July 2017.
100553	Richmond Place Senior Living	LTCPCComment	Richmond Place Senior Living did not have any residents during 2019 that met the SMI criteria.
100374	Rockcastle Regional Hospital and Respiratory Care	LTCResidentActivity	January 2019 - Facility was licensed for 127 beds. Number of licensed beds were increased to 135 in February 2019. The number of licensed beds increased to 143 in August 2019.
100242PC	Rose Anna Hughes Home/Westminster	LTCPCComment	Rose Anna Hughes Home did not have any residents during 2019 that met the SMI criteria.
100242PC	Rose Anna Hughes Home/Westminster	LTCResidentActivity	Rose Anna Hughes Home is licensed for 57 Personal Care beds. We have 50 resident apartments, 11 of which can be made private or semi-private. At the end of 2019, three of those 11 apartments were semi-privately occupied, seven were privately occupied, and one was vacant.
100269	Rosedale Green	LTCPCComment	We do not have any PC Residents.
100519	Salyersville Nursing and Rehabilitation Center	LTCResidentActivity	Salyersville Nursing and Rehabilitation Center did not have any Personal Care residents in 2018. Only 136 NF beds in operation due to converting 6 rooms to short term rehab rooms. They only have one bed in each of them.
100505	Sansbury Care Center	LTCPCComment	No residents with an SMI.
100431	Signature Healthcare at Heritage Hall Rehab	LTCPCComment	No SMI Residents.
100090	Signature Healthcare at Hillcrest	LTCPCComment	Facility did not have any residents during 2019 that met the SMI criteria.
100570	Signature Healthcare at North Hardin Rehab	LTCResidentActivity	Still certified for PC beds, but not using them at this time.
100162	Signature Healthcare of Elizabethtown	LTCResidentActivity	In order to be more appealing to rehab to home or skilled residents some of the three bedroom wards were converted to semi private. Beds can be added back in if necessary.
100381	Signature Healthcare of Georgetown	LTCResidentActivity	15 Short Term Beds that are Medicare Only. 50 Beds--LTC Dually Eligible.
101185	St Charles Care Center	LTCPCComment	St Charles did not have any residents with SMI in 2019.
100760	St Elizabeth Florence SNF	LTCICFComment	No transition or waivers.
100759	St Elizabeth FT Thomas SNF	LTCICFComment	No ICF transition.

## 2019 ANNUAL KENTUCKY LONG TERM CARE UTILIZATION AND SERVICE REPORT

### Table 31 - Long Term Care - Comments Section

License	Facility	Page	LTCMemo
101153	Symphony at Oaklawn	LTCResidentActivity	All of Enclave at East Louisville's licensed beds are not in use because some of our rooms are set up to allow a second occupant, At this time the majority of our rooms are single occupant.
101297	Symphony at Valley Farms	LTCPayorSource	Symphony at Valley Farms is a private pay facility only.
101297	Symphony at Valley Farms	LTCPCComment	Symphony at Valley Farms does not have any SMI residents.
100420	Taylor Manor Nursing Home	LTCPCComment	Taylor Manor does not have any residents with SMI.
100946	Telford Terrace	LTCResidentActivity	25 NF beds place in service 3/25/19 they replace 25 NH (CCRC) beds that were removed from service.
100873	The Breckinridge	LTCPCComment	The Breckinridge did not serve any residents that met SMI criteria.
100873	The Breckinridge	LTCResidentActivity	Two are not in operation because they're being used as private rooms.
100551	The Forum at Brookside	LTCPCComment	Our facility do not have any patients w/ SMI.
100438	The Jordan Center	LTCCensusOrigin	2 unknown listed as other.
100438	The Jordan Center	LTCPCComment	No residents with an SMI in 2019.
101282	The Lantern At Morning Pointe (Louisville)	LTCPCComment	The Lantern at Morning Pointe did not have any residents during 2019 that met the SMI criteria.
101131	The Lantern at Morning Pointe of Frankfort	LTCPCComment	No SMI admit 2019.
101131	The Lantern at Morning Pointe of Frankfort	LTCResidentActivity	6 beds not in use due to private pay rooms.
100164	The Laurels	LTCResidentActivity	2 beds not in operation due to residents paying for private rooms
101273	The Legacy at English Station	LTCPCComment	No residents with an SMI.
101273	The Legacy at English Station	LTCResidentActivity	Licensed for 65 beds for couples sharing rooms, only 60 rooms in building. No information entered for 1/1/19 - 5/31-19, as the previous owner did not supply that information or release it upon multiple requests. The previous owner was Thrive Senior Living.
101180	The Legacy At The Willows	LTCICFComment	The Willows at Hamburg does not have an ICF license.
101180	The Legacy At The Willows	LTCPCComment	The Willows at Hamburg did not have any residents during 2019 that met the SMI criteria.
101280	The Meadows At Windsor Gardens	LTCPCComment	We did not have any residents with SMI or receiving SMI State Supplement.
100055	The Seasons at Alexandria	LTCPCComment	The Seasons @ Alexandria did not have any residents in Personal Care that met the SMI criteria for the 2019 year.
100469	The Villa at Chevy Chase	LTCResidentActivity	The Villa at Chevy Chase has a temporary cessation of operation for extensive renovations. The first floor for PC should be open sometime in 2020.

**2019 ANNUAL KENTUCKY LONG TERM CARE UTILIZATION AND SERVICE REPORT**

**Table 31 - Long Term Care - Comments Section**

<b>License</b>	<b>Facility</b>	<b>Page</b>	<b>LTCMemo</b>
100326	The Village of Lebanon II	LTCPCComment	Village of Lebanon II did not have any patients that fall under the PC Residents with SMI for 2019.
101286	The Willows At Fritz Farm	LTCPCComment	Fritz Farm does not have any residents with SMI.
101136	The Willows at Hamburg	LTCICFComment	The Willows at Hamburg does not have licensed ICF.
101136	The Willows at Hamburg	LTCPCComment	The Willows at Hamburg did not have any residents during 2019 that met the SMI criteria.
100957	Trinity Station Retirement Community	LTCPCComment	Trinity station had no residents with an SMI in 2019.
100094	Twin Rivers Nursing and Rehab Center	LTCPCComment	No Personal Care Beds,
100429	Village Care Center	LTCCensusOrigin	Butler and Hamilton County.
100230	Wesley Manor	LTCCensusOrigin	No Comment.
100230	Wesley Manor	LTCICFComment	No licensed ICF beds.
100230	Wesley Manor	LTCResidentActivity	Nursing facility has 64 beds in service to allow for 4 private rehab beds. Personal care has 28 rooms allowing for one-person occupancy per room even though the facility is licensed for 39. Quality of Life could not be accomplished with 39 residents in that PC unit.
100889	Wesley Village	LTCResidentActivity	Wesley Village had no residents that met the SMI criteria in 2019. Beds in Operation: Nursing Home (CCRC) Licensed for 36 beds, but 6 shared rooms were held private. Licensed for 28 PC beds in 20 apt-style rooms, 1 & 2 two bedrooms, no couples in 2019. 1 IC room held private.
100340	West Liberty Nursing and Rehabilitation Center	LTCCensusAge	Total amount includes 2 personal care age groups.
100242	Westminster Terrace	LTCResidentActivity	Eight (8) rooms that could accommodate two beds were configured as private rooms in 2019; license was maintained for 112 beds while 104 were in operation.
101215	Willows at Citation	LTCPCComment	No SMI Residents.
101215	Willows at Citation	LTCResidentActivity	2 PC beds decertified to IL status during 2019.
101254	Windsor Gardens CCRC	LTCPCComment	No residents with an SMI in 2019.
101254	Windsor Gardens CCRC	LTCResidentActivity	CCRC Nursing Home License closed on June 1, 2019. On June 1, 2019 NH beds were licensed as Personal Care beds, those are now all private rooms, giving us a total of 34 PC beds.



CABINET FOR HEALTH AND FAMILY SERVICES  
[CHFS.KY.GOV](http://CHFS.KY.GOV)