
2020 Kentucky Annual Long-Term Care Services Report

January 1 through December 31, 2020
Published April 2022



KENTUCKY CABINET FOR
HEALTH AND FAMILY SERVICES

**Office of Inspector General
Division of Certificate of Need**

2020 Kentucky Annual Long-Term Care Services Report Table of Contents

Introduction and Definitions	I-III
KY Area Development District (ADD) Map	IV
County and ADD Reference	V-VI
KY State Psychiatric Hospital/Community Mental Health Center Region Map.....	VII
County and Community Mental Health Center Region Reference	VIII-IX
Long Term Care Charts and Graphs for Data Analysis.....	X-XIV

Section I – Census Data

Includes number of licensed beds, beginning census, admissions, discharges, ending census, total patient days and occupancy percentage for each bed type.

Table 1 - Licensed Nursing Facility Beds.....	2-21
Table 1A – Licensed Nursing Facility Beds by Area Development District (ADD)	22
Table 2 - Licensed Personal Care Bed.....	23-37
Table 2A - Personal Care Bed Resident Census by CMHC Region and Percent of SMI	38-49
Table 2B - Personal Care Bed Resident Census by Age Group and CMHC Region	50-59
Table 2C - Personal Care Bed Census & Inpatient Days for Individuals with SMI.....	60-77
Table 2CC - Personal Care Bed Census & Inpatient Days Residents with SMI Receiving State	78-95
Supplementation	
Table 2D - Personal Care Bed Census with SMI by Gender & Ages 18 – 64.....	96-109
Table 2DD - Personal Care Bed Census by Gender & Ages 18 – 64 Residents with SMI Receiving State.....	110-123
Supplementation	
Table 2E - Personal Care Bed Census with SMI by Gender & Ages 65 & Older.....	124-136
Table 2EE - Personal Care Bed Census by Gender & Ages 65 & Older Residents with SMI Receiving State.....	137-160
Supplementation	
Table 3 - Licensed Nursing Home Beds (CCRC).....	161-162
Table 4 - Licensed Nursing Home Beds (Non-CCRC)	163-164
Table 5 - Licensed Intermediate Care Beds	165
Table 6 - Licensed Alzheimer’s Facility Beds.....	166
Table 7 - Licensed ICF/IID Facilities	167-168

Table 7A - Licensed ICF/IID Facilities Bed Transition Status by CMHC Region	169-170
Table 7B - Licensed ICF/IID Facilities Bed, Reasons Individuals Not Transitioned by CMHC Region	171-197

Section II – Payor Source Data

Includes primary payor source data in number of patient days for each bed type.

Table 8 - Licensed Nursing Facility Beds.....	199-214
Table 9 - Licensed Personal Care Beds	215-223
Table 10 - Licensed Nursing Home Beds (CCRC).....	224-226
Table 11 - Licensed Nursing Home Beds (Non-CCRC)	227-228
Table 12 - Licensed Intermediate Care Beds	229
Table 13 - Licensed Alzheimer’s Facility Beds.....	230
Table 14 - Licensed ICF/IID Facilities	231-232

Section III – Patient Age Distribution Data

Includes the ages of patients residing in each facility on December 31, 2019.

Table 15 - Licensed Nursing Facility Beds.....	234-250
Table 16 - Licensed Personal Care Beds	251-260
Table 17 - Licensed Nursing Home Beds (CCRC).....	199-201
Table 18 - Licensed Nursing Home Beds (Non-CCRC)	261-262
Table 19 - Licensed Intermediate Care Beds	263-264
Table 20 - Licensed Alzheimer’s Facility Beds.....	267
Table 21 - Licensed ICF/IID Facilities	268-269

Section IV – Patient Death Distribution Data

Includes the ages of patient deaths in each facility during 2019.

Table 22 - Licensed Nursing Facility Beds.....	271-287
Table 23 - Licensed Personal Care Beds	288-296
Table 24 - Licensed Nursing Home Beds (CCRC).....	297-298
Table 25 - Licensed Nursing Home Beds (Non-CCRC)	299-300
Table 26 - Licensed Intermediate Care Beds	301
Table 27 - Licensed Alzheimer’s Facility Beds.....	302
Table 28 - Licensed ICF/IID Facilities	303-304

Section V – Table 29 - Nursing Facility by ADD.....	306-311
Section VI – Table 30 - Patient Origin Data.....	313-396
Section VII – Table 31 – Comments Section	398-405

2020 Kentucky Annual Long-Term Care Services Report Introduction

The Cabinet for Health and Family Services, Office of Inspector General, Division of Certificate of Need, announces the release of the 2020 Kentucky Annual Long-Term Care Report. This office is responsible for the utilization data collection and reporting required by 900 KAR 6:125 and in support of the State Health Plan 900 KAR 5:020. This report covers the period from January 1, 2020, through December 31, 2020.

The Office of Inspector General, Division of Certificate of Need, produces a number of utilization and services reports. In addition to the Long-Term Care Report, the following reports are available: Positron Emission Tomography (PET); Ambulatory Surgical Services; Chemical Dependency and Residential Alcohol and Other Drug Entity (AODE); Home Health Services; Hospice; Magnetic Resonance Imaging (MRI) Services; Private Duty Nursing; Hospital Utilization and Services; Megavoltage Services; and Psychiatric Residential Treatment Facility. These reports can be downloaded from the following web site:
<https://chfs.ky.gov/agencies/os/oig/dcn/Pages/annualreports.aspx>.

NOTE: When checking ending census for the previous year and the beginning census for the current year, there may be discrepancies in the numbers. When possible, a note was included in the Comments Section to explain.

This report now becomes the most recent official data on Long Term Care services utilization published by the Cabinet for Health Services. Questions, comments or a request for copies of the reports should be directed to Michele Bushong at CONSurvey@ky.gov or (502) 564-9592 ext: 3152. Copies of the reports may be obtained by submitting a check in the amount of \$20.00 per copy. Electronic copies may also be requested. Checks should be made payable to the Kentucky State Treasurer and submitted to:

Cabinet for Health and Family Services
Office of Inspector General
Division of Certificate of Need
275 East Main Street 5E-A
Frankfort, KY 40621

Printed with State Funds

Definitions

Alzheimer's Facility (ALZ) - A long-term care facility constructed and operated pursuant to KRS.216B.071 that provides care to residents with a primary diagnosis of Alzheimer's disease or related disorders.

Beds in Operation - Number of beds, regularly maintained and available on the floor to be filled. Actual beds set up and staffed for immediate use for inpatients during the reporting period.

Beginning Census – The beginning census for the current survey year should be the same as the ending census from the prior survey year. It starts at the beginning of the day January 1, just after midnight.

CMHC – Community Mental Health Center

Days in Period – Total number of days in the survey year.

Ending Census – The ending census taken just before midnight December 31. It should also be verified by the following calculation:
Beginning Census + Admissions – Discharges – Deaths = Ending Census.

Intermediate Care (IC) - Establishments with permanent facilities and health related services for patients who do not require the degree of care and treatment which a hospital or skilled nursing facility is designed to provide, but who, because of their mental or physical condition, require care and services (above the level of room and board) which can be made available to them only through institutional facilities on an inpatient basis.

Intermediate Care Facility for Individuals with Intellectual Disability (ICF/IID) - A facility licensed by the Office of the Inspector General to provide care for individuals with intellectual disabilities.

Licensed Beds: The number and type of beds for which the facility has been licensed at the end of the reporting period.

Long-Term Care: A facility licensed by the state through the Office of the Inspector General (OIG) providing one or more of the following levels of care: Alzheimer's Facility, Intermediate Care, Nursing Facility, Nursing Home and Personal Care Facility.

Nursing Facility (NF) - Long-term care facilities, formerly skilled nursing, nursing home, or intermediate care facilities prior to October 1, 1990, which meet the Omnibus Budget Reconciliation Act of 1987 (OBRA 87) nursing home reform requirements. Nursing facilities must be certified to participate in the **Medicare program in order to be certified for participation in Medicaid**, with the exception of those who have obtained a Medicaid nursing requirement waiver.

Nursing Home (NH) (Non-CCRC) - Establishments with permanent facilities that include inpatient beds, and with medical services including continuous nursing service; that provide treatment for patients who require inpatient care but do not currently require continuous hospital services.

Nursing Home (CCRC) – Continuing Care Retirement Community (CCRC), Nursing Home Beds are issued a Certificate of Compliance by the Office of Inspector General. Nursing Home (CCRC) beds are reported separately from Nursing Home (Non-CCRC) bed utilization. See KRS 216B.332 (1) and (2) for those requirements <https://apps.legislature.ky.gov/law/statutes/statute.aspx?id=40484>.

Percent Occupancy - Total patient days divided by potential patient days.

Percent Transitioned (ICF/IID) – Calculated by dividing the total individuals transitioned by the individuals served. The individuals served is the beginning census plus admissions.

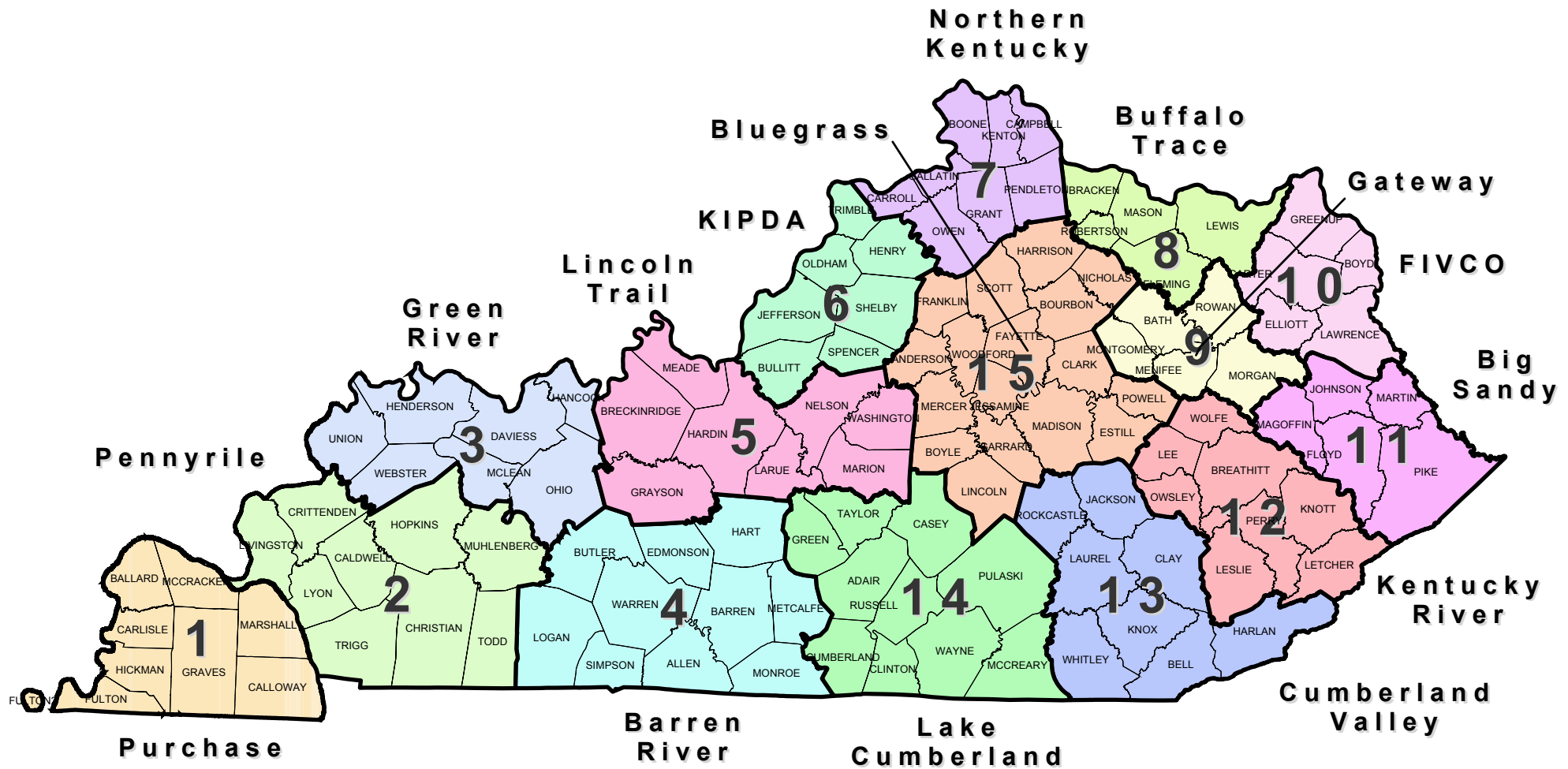
Personal Care Facility (PC) – Establishments with permanent facilities including resident beds. Services provided include continuous supervision of residents, basic health and health-related services, personal care services, residential care services and social and recreational activities. (902 KAR 20:036)

Potential Patient Days: Number of licensed beds multiplied by the number of days in the reporting period, adjusted to reflect changes in licensed beds during the reporting period. Example: 100 licensed beds x 365 (days in 2019) equals 36,500 potential days. This figure is not shown in the report but is used to calculate occupancy percentages.

SMI – SMI stands for Severe Mental Illness. For the purpose of the Long-Term Care Report, the term SMI includes, but not limited to the following: Schizophrenia, Schizoaffective Disorder, Bipolar Disorder, Psychotic Disorders, Major Depressive Disorder and Borderline Personality Disorder. It does not include the following: Alzheimer’s, Dementia, Autism, Down Syndrome, Cerebral Palsy, Epilepsy, Developmental Disabilities and Intellectual Disabilities. SMI is described in the Diagnostic and Statistical Manual of Mental Disorders (DSM), 5th Edition.

Total Patient Days: The total days of patient care provided by the facility for the year based on its capacity. It is calculated by summing the daily patient census for each day in the reporting period.

Kentucky Counties and Area Development Districts (ADDs)



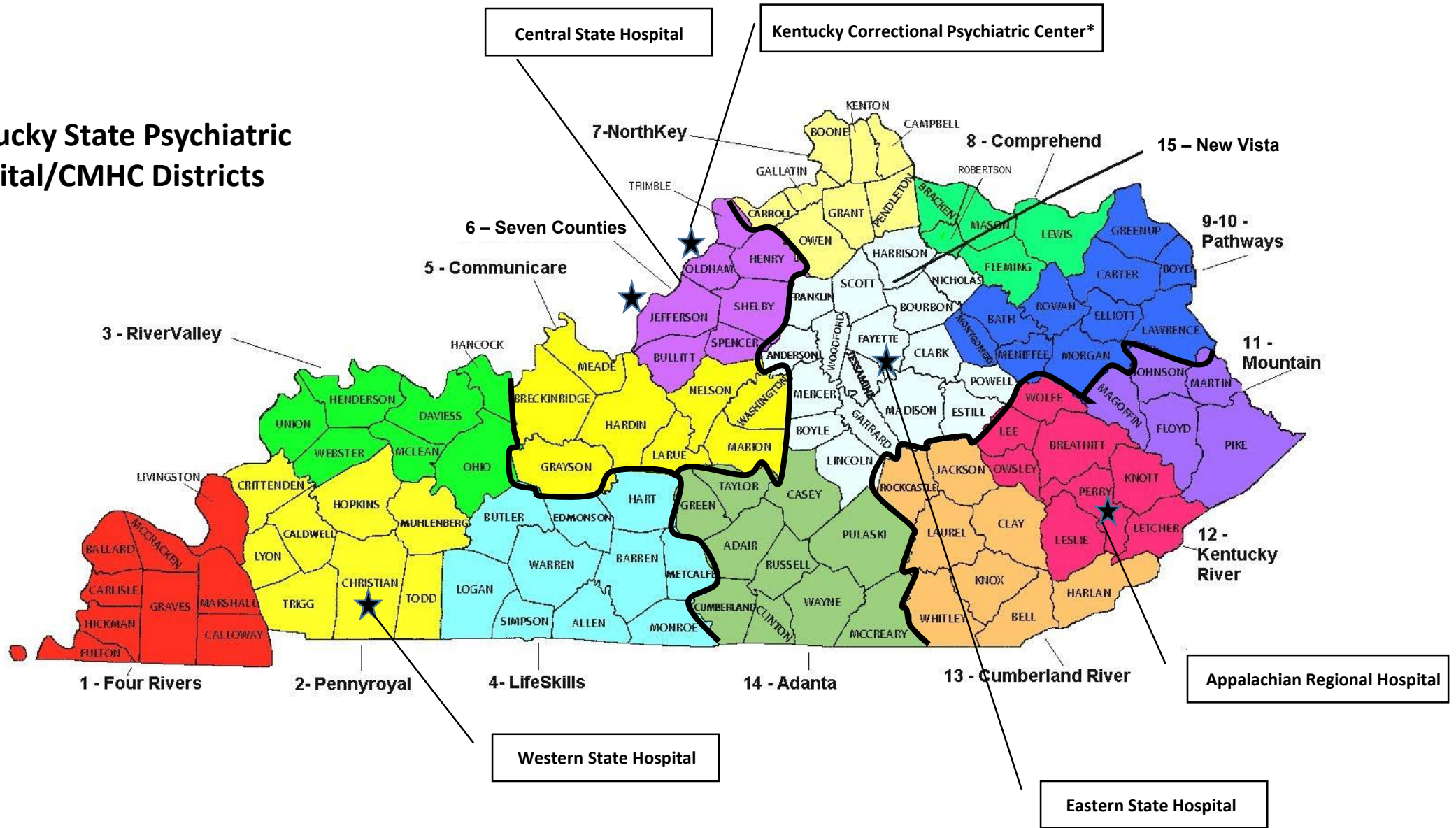
Kentucky County and Area Development District (ADD) Reference

ADD	ADD NAME	COUNTY	ADD	ADD NAME	COUNTY		
1	PURCHASE	BALLARD	4	BARREN RIVER	METCALFE		
		CALLOWAY			MONROE		
		CARLISLE			SIMPSON		
		FULTON			WARREN		
		GRAVES			5	LINCOLN TRAIL	BRECKINRIDGE
		HICKMAN					GRAYSON
		MARSHALL					HARDIN
		MCCRACKEN					LARUE
		CALDWELL					MARION
		CHRISTIAN					MEADE
2	PENNYRILE	CRITTENDEN	6	KIPDA	NELSON		
		HOPKINS			WASHINGTON		
		LIVINGSTON			BULLITT		
		LYON			HENRY		
		MUHLENBERG			JEFFERSON		
		TODD			OLDHAM		
		TRIGG			SHELBY		
		DAVISS			SPENCER		
		HANCOCK			TRIMBLE		
		HENDERSON			7	NORTHERN KY	BOONE
MCLEAN	CAMPBELL						
OHIO	CARROLL						
UNION	GALLATIN						
WEBSTER	GRANT						
ALLEN	KENTON						
3	GREEN RIVER	BARREN	8	BUFFALO TRACE	OWEN		
		BUTLER			PENDLETON		
		EDMONSON			BRACKEN		
		HART			FLEMING		
		LOGAN			LEWIS		

Kentucky County and Area Development District (ADD) Reference

ADD	ADD NAME	COUNTY	ADD	ADD NAME	COUNTY
8	BUFFALO TRACE	MASON	13	CUMBERLAND VALLEY	LAUREL
		ROBERTSON			ROCKCASTLE
9	GATEWAY	BATH	14	LAKE CUMBERLAND	WHITLEY
		MENIFEE			ADAIR
		MONTGOMERY			CASEY
		MORGAN			CLINTON
		ROWAN			CUMBERLAND
10	FIVCO	BOYD			GREEN
		CARTER			MCCREARY
		ELLIOTT			PULASKI
		GREENUP			RUSSELL
		LAWRENCE			TAYLOR
11	BIG SANDY	FLOYD	15	BLUEGRASS	WAYNE
		JOHNSON			ANDERSON
		MAGOFFIN			BOURBON
		MARTIN			BOYLE
		PIKE			CLARK
12	KY RIVER	BREATHITT			ESTILL
		KNOTT			FAYETTE
		LEE			FRANKLIN
		LESLIE			GARRARD
		LETCHER			HARRISON
		OWSLEY			JESSAMINE
		PERRY			LINCOLN
		WOLFE			MADISON
13	CUMBERLAND VALLEY	BELL			MERCER
		CLAY			NICHOLAS
		HARLAN			POWELL
		JACKSON			SCOTT
		KNOX			WOODFORD

Kentucky State Psychiatric Hospital/CMHC Districts



KENTUCKY ANNUAL LONG TERM CARE UTILIZATION AND SERVICE REPORT

County and Community Mental Health Center Region Reference

CMHC	CMHC REGION	COUNTY	CMHC	CMHC REGION	COUNTY				
1	FOUR RIVERS	BALLARD	4	LIFESKILLS	METCALFE				
		CALLOWAY			MONROE				
		CARLISLE			SIMPSON				
		FULTON			WARREN				
		GRAVES			5	COMMUNICARE	BRECKINRIDGE		
		HICKMAN					GRAYSON		
		LIVINGSTON					HARDIN		
		MARSHALL					LARUE		
		MCCRACKEN					MARION		
		2					PENNYROYAL	CALDWELL	6
CHRISTIAN	NELSON								
CRITTENDEN	WASHINGTON								
HOPKINS	BULLITT								
LYON	HENRY								
MUHLENBERG	JEFFERSON								
TODD	OLDHAM								
TRIGG	SHELBY								
DAVIESS	SPENCER								
HANCOCK	TRIMBLE								
3	RIVER VALLEY	HENDERSON	7	NORTHKEY	BOONE				
		MCLEAN			CAMPBELL				
		OHIO			CARROLL				
		UNION			GALLATIN				
		WEBSTER			GRANT				
		4			LIFESKILLS	ALLEN	8	COMPREHEND	KENTON
						BARREN			OWEN
						BUTLER			PENDLETON
						EDMONSON			BRACKEN
						HART			FLEMING
LOGAN	LEWIS								

KENTUCKY ANNUAL LONG TERM CARE UTILIZATION AND SERVICE REPORT

County and Community Mental Health Center Region Reference

CMHC	CMHC REGION	COUNTY	CMHC	CMHC REGION	COUNTY
8	COMPREHEND	MASON	13	CUMBERLAND RIVER	LAUREL
		ROBERTSON			ROCKCASTLE
9 - 10	PATHWAYS	BATH	14	ADANTA	WHITLEY
		BOYD			ADAIR
		CARTER			CASEY
		ELLIOTT			CLINTON
		GREENUP			CUMBERLAND
		LAWRENCE			GREEN
		MENIFEE			MCCREARY
		MONTGOMERY			PULASKI
		MORGAN			RUSSELL
		ROWAN			TAYLOR
11	MOUNTAIN	FLOYD	15	BLUEGRASS	WAYNE
		JOHNSON			ANDERSON
		MAGOFFIN			BOURBON
		MARTIN			BOYLE
		PIKE			CLARK
12	KENTUCKY RIVER	BREATHITT			ESTILL
		KNOTT			FAYETTE
		LEE			FRANKLIN
		LESLIE			GARRARD
		LETCHER			HARRISON
		OWSLEY			JESSAMINE
		PERRY			LINCOLN
		WOLFE			MADISON
13	CUMBERLAND RIVER	BELL			MERCER
		CLAY			NICHOLAS
		HARLAN			POWELL
		JACKSON			SCOTT
		KNOX			WOODFORD

2020 ANNUAL KENTUCKY LONG TERM CARE UTILIZATION AND SERVICE REPORT

NURSING FACILITY BED OCCUPANCY RATES

By Year and ADD

Area Development District	2010	2011	2012	2013	2014	2015	2016	2017	2018	2019	2020	NET CHANGE	
												2010-2020	2019-2020
Purchase	87.69%	89.44%	84.95%	80.14%	79.83%	79.47%	78.02%	75.43%	75.89%	77.48%	74.64%	-13.05%	-2.84%
Pennyrile	87.46%	87.52%	87.43%	83.01%	82.55%	82.37%	81.76%	79.29%	77.68%	78.78%	74.44%	-13.02%	-4.34%
Green River	90.03%	89.97%	89.23%	87.72%	88.55%	85.15%	82.95%	84.62%	80.90%	81.85%	79.96%	-10.07%	-1.89%
Barren River	93.48%	91.82%	90.73%	90.01%	90.69%	89.01%	87.90%	87.69%	86.76%	88.90%	85.32%	-8.16%	-3.58%
Lincoln Trail	95.36%	93.35%	91.29%	87.08%	89.74%	88.69%	89.63%	82.81%	81.28%	83.39%	73.33%	-22.03%	-10.06%
KIPDA	89.26%	89.25%	87.15%	85.01%	86.62%	87.58%	85.91%	86.40%	83.23%	83.96%	76.32%	-12.94%	-7.64%
Northern Kentucky	91.71%	92.72%	90.44%	91.99%	92.36%	88.21%	89.13%	88.38%	88.10%	87.31%	81.42%	-10.29%	-5.89%
Buffalo Trace	88.00%	90.06%	92.51%	90.11%	92.74%	77.29%	90.54%	91.19%	91.45%	89.30%	77.34%	-10.66%	-11.96%
Gateway	91.30%	93.09%	90.63%	91.41%	93.25%	91.75%	92.31%	91.30%	91.89%	92.72%	85.76%	-5.54%	-6.96%
FIVCO	92.59%	92.37%	91.57%	90.39%	92.93%	92.08%	91.83%	91.70%	91.00%	85.50%	79.42%	-13.17%	-6.08%
Big Sandy	86.14%	86.43%	86.18%	84.18%	85.96%	84.43%	86.42%	84.49%	81.83%	82.28%	82.28%	-3.86%	0.00%
Kentucky River	90.41%	88.75%	88.62%	86.34%	88.51%	88.63%	89.16%	90.29%	90.73%	88.89%	85.48%	-4.93%	-3.41%
Cumberland Valley	94.37%	93.65%	93.74%	93.91%	93.29%	93.35%	92.73%	93.03%	92.00%	91.68%	85.59%	-8.78%	-6.09%
Lake Cumberland	94.21%	95.17%	94.85%	93.67%	94.30%	92.83%	91.37%	89.54%	90.04%	89.01%	78.11%	-16.10%	-10.90%
Bluegrass	91.00%	91.39%	89.92%	89.34%	88.42%	88.01%	87.48%	86.07%	85.65%	85.29%	79.20%	-11.80%	-6.09%
Statewide	90.74%	90.75%	89.35%	87.64%	88.36%	87.42%	86.98%	86.10%	84.81%	85.02%	79.14%	-11.60%	-5.88%

2020 KENTUCKY ANNUAL LONG TERM CARE UTILIZATION AND SERVICES REPORT

Total Beds, By Year and Bed Type

Licensed Bed Type	2010	2011	2012	2013	2014	2015	2016	2017	2018	2019	2020	NET CHANGE	
												2010-2020	2019-2020
Nursing Facility	26,051	26,143	26,268	26,319	26,334	26,314	26,148	26,461	26,472	26,551	26,480	429	-71
Personal Care	6,287	6,172	6,172	6,144	6,079	6,178	6,261	6,738	7,285	7,289	7,479	1,192	190
Intermediate Care	72	72	72	72	72	72	72	72	72	72	72	0	0
Nursing Home (CCRC)	426	436	454	242	284	265	266	268	268	245	239	-187	-6
Nursing Home (Non-CCRC)				264	192	192	142	142	151	153	146	146	-7
ICF/IID	914	888	888	888	888	888	630	638	632	632	620	-294	-12
Alzheimer	120	120	120	120	120	120	120	120	120	120	120	0	0
Statewide	33,870	33,831	33,974	34,049	33,969	34,029	33,639	34,439	35,000	35,062	35,156	1,286	94

Occupancy Rates By Year and Bed Type

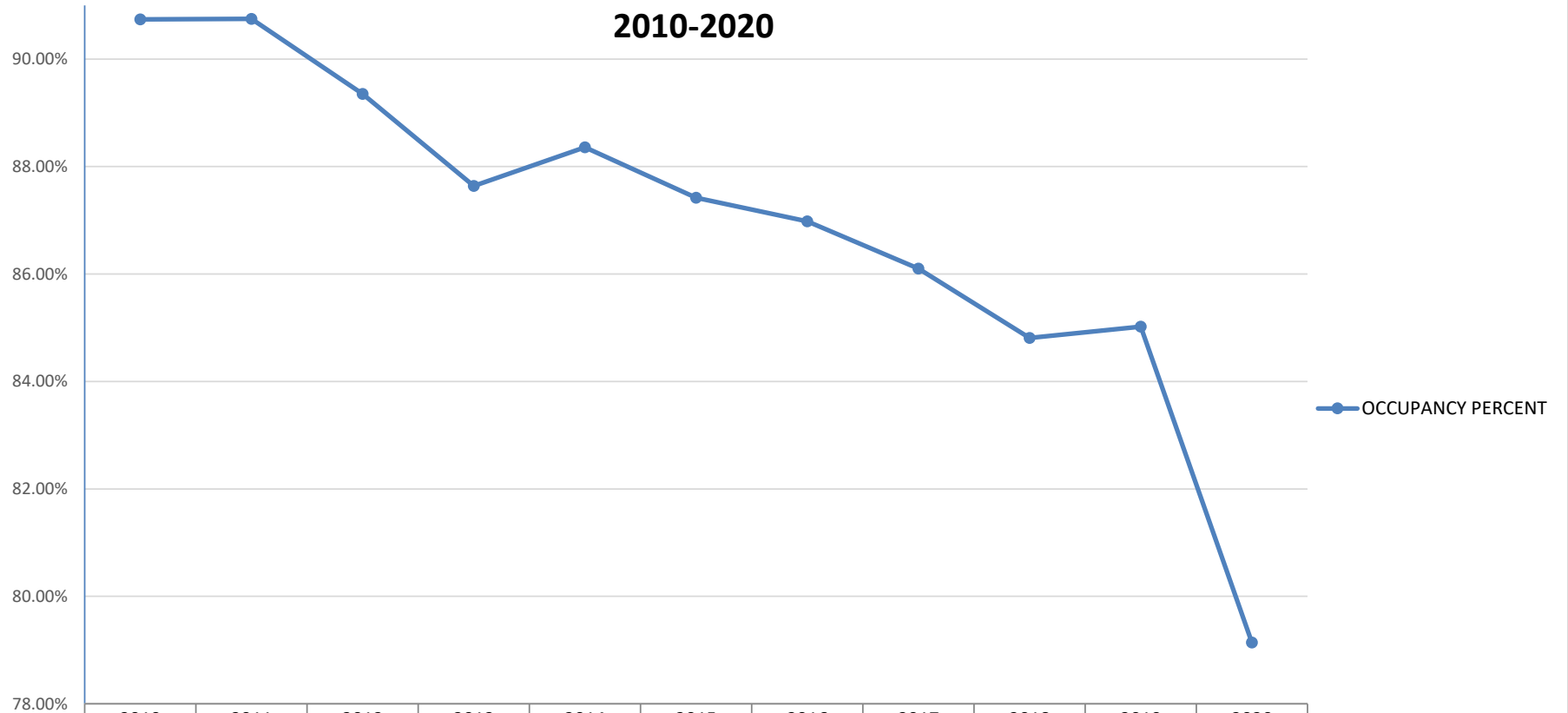
Licensed Bed Type	2010	2011	2012	2013	2014	2015	2016	2017	2018	2019	2020	NET CHANGE	
												2010-2020	2019-2020
Nursing Facility	90.74%	90.75%	89.35%	87.64%	88.36%	87.42%	86.98%	86.10%	84.81%	85.02%	79.14%	-11.60%	-5.88%
Personal Care	77.94%	80.53%	79.08%	77.19%	80.24%	77.55%	77.01%	73.68%	70.96%	73.73%	71.33%	-6.61%	-2.40%
Intermediate Care	85.24%	78.79%	77.56%	72.55%	63.41%	74.83%	74.37%	70.80%	64.13%	65.29%	59.77%	-25.47%	-5.52%
Nursing Home (CCRC)	86.99%	85.54%	81.50%	75.94%	72.77%	69.28%	61.95%	66.47%	64.92%	65.45%	63.41%	-23.58%	-2.04%
Nursing Home (Non-CCRC)				86.74%	86.89%	84.62%	83.62%	81.96%	81.67%	83.73%	66.56%	66.56%	-17.17%
ICF/IID	59.04%	53.89%	53.54%	51.46%	49.32%	48.04%	66.09%	64.31%	64.26%	62.91%	79.34%	20.30%	16.43%
Alzheimer	92.68%	88.41%	93.67%	94.59%	94.37%	91.79%	89.69%	92.68%	88.17%	90.46%	86.60%	-6.08%	-3.86%

2020 KENTUCKY ANNUAL LONG TERM CARE UTILIZATION AND SERVICES REPORT

Count Of Facilities By Bed Type

Licenced Bed Type	2010	2011	2012	2013	2014	2015	2016	2017	2018	2019	2020	NET CHANGE	
												2010-2020	2019-2020
Nursing Facility	285	286	287	285	284	285	283	288	288	292	292	7	0
Personal Care	176	165	162	157	151	151	152	158	164	180	183	7	3
Intermediate Care	9	9	9	9	9	9	9	9	9	9	9	0	0
Nursing Home (CCRC)	22	22	22	14	18	20	20	21	21	25	26	4	1
Nursing Home (Non-CCRC)				11	6	6	5	5	6	8	8	8	0
ICF/IID	14	14	14	14	14	14	14	16	16	16	16	2	0
Alzheimer	2	2	2	2	2	2	2	2	2	2	2	0	0
Statewide	508	498	496	492	484	487	485	499	506	532	536	28	4

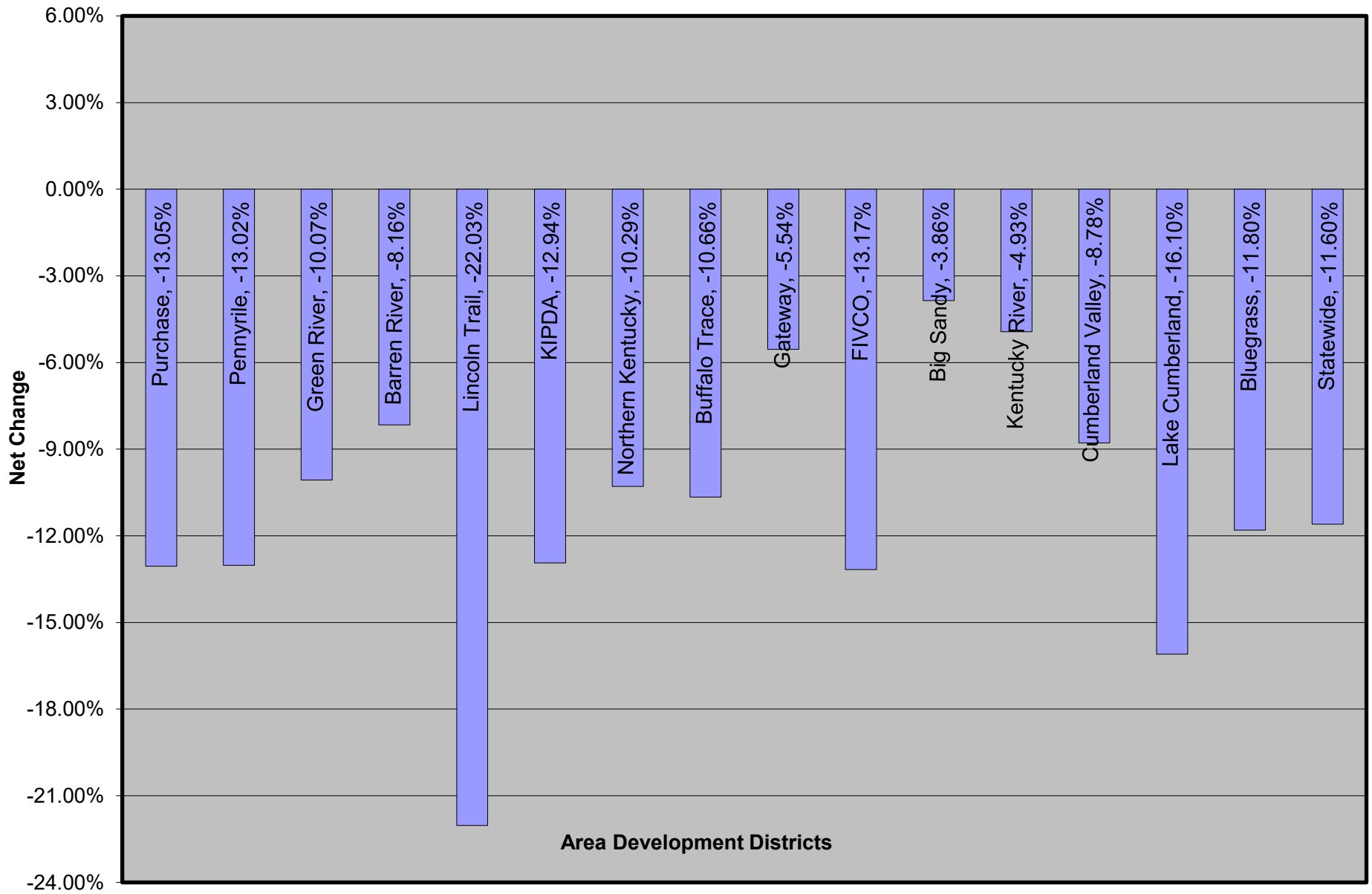
STATEWIDE OCCUPANCY RATES FOR NURSING FACILITY BEDS 2010-2020



● OCCUPANCY PERCENT

2010	2011	2012	2013	2014	2015	2016	2017	2018	2019	2020
90.74%	90.75%	89.35%	87.64%	88.36%	87.42%	86.98%	86.10%	84.81%	85.02%	79.14%

Net Change in Occupancy in Nursing Facility Beds (2010 - 2020)



KENTUCKY ANNUAL
LONG-TERM CARE SERVICES
REPORT



KENTUCKY CABINET FOR
HEALTH AND FAMILY SERVICES

CENSUS DATA

2020 ANNUAL KENTUCKY LONG TERM CARE UTILIZATION AND SERVICE REPORT

Table 1 - Census Data- Nursing Facility Beds

ADD / Facility	Licensed Beds	Beds In Operation	Beginning Census	Admissions	Discharges	Deaths	Ending Census	Total Patient Days	Occupancy Percentage	Potential Patient Days
ADD:1										
BALLARD										
Life Care Center of LaCenter	70	70	48	39	28	17	42	18,393	71.79%	25,620
BALLARD County Total:	70	70	48	39	28	17	42	18,393	71.79%	25,620
CALLOWAY										
Spring Creek Health Care	226	130	116	237	216	47	90	41,425	50.08%	82,716
CALLOWAY County Total:	226	130	116	237	216	47	90	41,425	50.08%	82,716
CARLISLE										
Countryside Center	53	53	41	125	104	22	40	15,938	82.16%	19,398
CARLISLE County Total:	53	53	41	125	104	22	40	15,938	82.16%	19,398
FULTON										
Fulton Nursing and Rehab	60	60	38	71	60	16	33	14,528	66.16%	21,960
FULTON County Total:	60	60	38	71	60	16	33	14,528	66.16%	21,960
GRAVES										
Green Acres Health Care	60	60	59	116	134	1	39	21,159	86.98%	24,326
Mayfield Health and Rehabilitation	85	85	55	238	190	25	78	21,608	69.46%	31,110
Mills Nursing and Rehabilitation	104	104	95	246	230	24	87	28,679	75.34%	38,064
GRAVES County Total:	249	249	209	600	554	50	204	71,446	76.41%	93,500
HICKMAN										
Clinton Hickman County Nursing Facility	46	46	43	52	43	18	34	14,557	86.46%	16,836
Clinton Place	88	88	66	155	120	36	65	23,790	73.86%	32,208
HICKMAN County Total:	134	134	109	207	163	54	99	38,347	78.19%	49,044
MARSHALL										
Calvert City Convalescent Center	95	95	82	82	51	40	73	28,760	82.71%	34,770
Lake Way Nursing and Rehabilitation Center	96	96	85	118	105	43	55	26,552	75.57%	35,136
Oakview Nursing and Rehabilitation Center	100	0	66	97	57	38	68	24,175	66.05%	36,600
MARSHALL County Total:	291	191	233	297	213	121	196	79,487	74.63%	106,506
MCCRACKEN										
Baptist Health Paducah	24	0	0	0	0	0	0	0	0	0
Providence Pointe Healthcare	108	108	73	496	458	30	81	26,370	66.89%	39,420

2020 ANNUAL KENTUCKY LONG TERM CARE UTILIZATION AND SERVICE REPORT

Table 1 - Census Data- Nursing Facility Beds

ADD / Facility	Licensed Beds	Beds In Operation	Beginning Census	Admissions	Discharges	Deaths	Ending Census	Total Patient Days	Occupancy Percentage	Potential Patient Days
ADD:1										
BALLARD										
Life Care Center of LaCenter	70	70	48	39	28	17	42	18,393	71.79%	25,620
BALLARD County Total:	70	70	48	39	28	17	42	18,393	71.79%	25,620
CALLOWAY										
Spring Creek Health Care	226	130	116	237	216	47	90	41,425	50.08%	82,716
CALLOWAY County Total:	226	130	116	237	216	47	90	41,425	50.08%	82,716
CARLISLE										
Countryside Center	53	53	41	125	104	22	40	15,938	82.16%	19,398
CARLISLE County Total:	53	53	41	125	104	22	40	15,938	82.16%	19,398
FULTON										
Fulton Nursing and Rehab	60	60	38	71	60	16	33	14,528	66.16%	21,960
FULTON County Total:	60	60	38	71	60	16	33	14,528	66.16%	21,960
GRAVES										
Green Acres Health Care	60	60	59	116	134	1	39	21,159	86.98%	24,326
Mayfield Health and Rehabilitation	85	85	55	238	190	25	78	21,608	69.46%	31,110
Mills Nursing and Rehabilitation	104	104	95	246	230	24	87	28,679	75.34%	38,064
GRAVES County Total:	249	249	209	600	554	50	204	71,446	76.41%	93,500
HICKMAN										
Clinton Hickman County Nursing Facility	46	46	43	52	43	18	34	14,557	86.46%	16,836
Clinton Place	88	88	66	155	120	36	65	23,790	73.86%	32,208
HICKMAN County Total:	134	134	109	207	163	54	99	38,347	78.19%	49,044
MARSHALL										
Calvert City Convalescent Center	95	95	82	82	51	40	73	28,760	82.71%	34,770
Lake Way Nursing and Rehabilitation Center	96	96	85	118	105	43	55	26,552	75.57%	35,136
Oakview Nursing and Rehabilitation Center	100	0	66	97	57	38	68	24,175	66.05%	36,600
MARSHALL County Total:	291	191	233	297	213	121	196	79,487	74.63%	106,506
MCCRACKEN										
Baptist Health Paducah	24	0	0	0	0	0	0	0	0	0
Providence Pointe Healthcare	108	108	73	496	458	30	81	26,370	66.89%	39,420

ADD / Facility	Licensed Beds	Beds In Operation	Beginning Census	Admissions	Discharges	Deaths	Ending Census	Total Patient Days	Occupancy Percentage	Potential Patient Days
River Haven Nursing and Rehab	103	103	70	81	78	18	55	37,698	100.00%	37,698
Stonecreek Health and Rehab	90	90	79	246	220	31	74	28,447	86.36%	32,940
MCCRACKEN County Total:	553	529	422	1,253	1,196	119	360	162,500	83.98%	193,506
ADD: 1 Total	1,636	1,416	1,216	2,829	2,534	446	1,064	442,064	74.64%	592,250
ADD:2										
CALDWELL										
Princeton Health and Rehab Center	104	104	68	158	94	65	67	26,477	69.56%	38,064
CALDWELL County Total:	104	104	68	158	94	65	67	26,477	69.56%	38,064
CHRISTIAN										
Bradford Heights Health and Rehab Center	100	100	87	290	289	17	71	28,914	79.00%	36,600
Christian Health Center, Hopkinsville	112	112	107	157	142	34	88	33,472	81.65%	40,992
Christian Heights Nursing and Rehabilitation Center	60	60	51	47	43	13	42	17,202	78.33%	21,960
Covington Convalescent Center	72	0	66	74	65	35	40	17,831	67.66%	26,352
Western State Nursing Facility	144	144	95	6	3	12	86	33,907	64.33%	52,704
CHRISTIAN County Total:	488	416	406	574	542	111	327	131,326	73.53%	178,608
CRITTENDEN										
Crittenden County Health and Rehabilitation Center	101	101	73	54	31	33	63	23,420	63.36%	36,966
CRITTENDEN County Total:	101	101	73	54	31	33	63	23,420	63.36%	36,966
HOPKINS										
Baptist Health Madisonville	20	0	0	0	0	0	0	0	0	0
Brighton Cornerstone Health Care	72	72	54	21	16	20	39	17,668	71.35%	24,762
Dawson Springs Health And Rehab Ctr	59	59	54	24	12	15	51	19,106	88.48%	21,594
Hillside Center	71	71	57	99	88	10	58	21,349	82.16%	25,986
Joseph Eddie Ballard Western Kentucky Veterans Ctr	156	156	90	7	4	24	69	28,811	50.46%	57,096
Madisonville Health and Rehabilitation	94	94	89	178	152	52	63	29,513	85.78%	34,404
Ridgewood Terrace Nursing Home	110	110	105	123	121	44	63	28,490	70.77%	40,260
Tradewater Pointe	60	60	44	46	42	13	35	16,802	76.70%	21,906
HOPKINS County Total:	642	622	493	498	435	178	378	161,739	71.56%	226,008
LIVINGSTON										
Salem Springlake Health and Rehabilitation Center	75	75	48	59	40	29	38	17,021	62.01%	27,450
LIVINGSTON County Total:	75	75	48	59	40	29	38	17,021	62.01%	27,450

ADD / Facility	Licensed Beds	Beds In Operation	Beginning Census	Admissions	Discharges	Deaths	Ending Census	Total Patient Days	Occupancy Percentage	Potential Patient Days
LYON										
Christian Care Center of Kuttawa	65	65	50	110	101	7	52	18,668	78.47%	23,790
River's Bend Retirement Community	40	40	34	47	43	12	26	12,895	88.08%	14,640
LYON County Total:	105	105	84	157	144	19	78	31,563	82.13%	38,430
MUHLENBERG										
Greenville Nursing and Rehabilitation	60	60	59	70	61	28	40	20,541	93.54%	21,960
Maple Health and Rehabilitation	97	97	93	99	78	21	93	34,025	95.84%	35,502
Owensboro Health Muhlenberg	45	45	45	130	120	20	35	14,663	89.03%	16,470
Community Hospital Long Term Care										
MUHLENBERG County Total:	202	202	197	299	259	69	168	69,229	93.64%	73,932
TODD										
Hearthstone Place	60	60	55	77	60	25	47	16,223	73.88%	21,960
TODD County Total:	60	60	55	77	60	25	47	16,223	73.88%	21,960
TRIGG										
Shady Lawn Nursing and Rehabilitation Center	50	50	37	64	38	19	44	14,074	76.91%	18,300
TRIGG County Total:	50	50	37	64	38	19	44	14,074	76.91%	18,300
ADD: 2 Total	1,827	1,735	1,461	1,940	1,643	548	1,210	491,072	74.44%	659,718
ADD:3										
DAVISS										
Carmel Home	36	36	36	31	13	20	34	12,697	96.36%	13,176
Hermitage Care and Rehabilitation	70	70	54	108	84	36	42	15,372	60.00%	25,620
Owensboro Center	145	141	114	110	89	28	107	42,292	79.69%	53,070
Signature Healthcare at Hillcrest	140	0	135	145	129	56	95	44,054	85.98%	51,240
The Transitional Care Center of Owensboro	30	0	12	566	555	3	20	5,484	49.95%	10,980
Twin Rivers Nursing and Rehab Center	132	132	99	201	187	36	77	34,639	99.27%	34,895
Wellington Parc of Owensboro	20	20	20	8	6	5	17	6,649	90.83%	7,320
DAVISS County Total:	573	399	470	1,169	1,063	184	392	161,187	82.11%	196,301
HANCOCK										
Heartland Villa Center	45	0	41	44	34	16	35	14,102	85.62%	16,470
HANCOCK County Total:	45	0	41	44	34	16	35	14,102	85.62%	16,470
HENDERSON										
Henderson Nursing and Rehabilitation Center	90	90	67	118	102	16	67	23,498	71.34%	32,940
Redbanks	222	222	167	254	225	73	123	57,023	70.18%	81,252

ADD / Facility	Licensed Beds	Beds In Operation	Beginning Census	Admissions	Discharges	Deaths	Ending Census	Total Patient Days	Occupancy Percentage	Potential Patient Days
HENDERSON County Total:	312	312	234	372	327	89	190	80,521	70.51%	114,192
MCLEAN										
Riverside Care and Rehab Ctr	79	79	67	94	57	40	64	23,774	82.22%	28,914
MCLEAN County Total:	79	79	67	94	57	40	64	23,774	82.22%	28,914
OHIO										
Beaver Dam Nursing and Rehab Center	58	58	57	59	48	17	51	20,343	95.83%	21,228
Fordsville Nursing and Rehabilitation Center	67	67	58	64	49	20	53	20,268	82.65%	24,522
Signature Healthcare of Hartford Rehab and Wellnes	110	110	95	159	127	32	95	32,990	81.94%	40,260
OHIO County Total:	235	235	210	282	224	69	199	73,601	85.57%	86,010
UNION										
Breckinridge Place	16	16	15	3	1	2	15	5,800	99.04%	5,856
Morganfield Nursing and Rehabilitation Center	60	60	52	59	37	22	52	18,540	84.43%	21,960
UNION County Total:	76	76	67	62	38	24	67	24,340	87.50%	27,816
WEBSTER										
Redbanks Colonial Terrace	87	87	67	44	37	23	51	23,502	73.81%	31,842
WEBSTER County Total:	87	87	67	44	37	23	51	23,502	73.81%	31,842
ADD: 3 Total	1,407	1,188	1,156	2,067	1,780	445	998	401,027	79.96%	501,545
ADD:4										
ALLEN										
Cal Turner Rehab and Specialty Care	110	110	108	80	53	49	86	36,115	89.70%	40,260
ALLEN County Total:	110	110	108	80	53	49	86	36,115	89.70%	40,260
BARREN										
Barren County Nursing and Rehab	94	94	86	131	93	40	84	31,875	92.65%	34,404
Glasgow State Nursing Facility	100	100	63	10	1	16	56	22,526	61.55%	36,600
Glenview Health Care Facility	60	60	53	50	29	26	48	18,564	84.54%	21,960
NHC HealthCare, Glasgow	194	194	178	249	194	85	148	60,932	100.00%	60,932
Signature Healthcare of Glasgow	68	68	64	104	90	28	50	22,082	88.73%	24,888
T J Samson Community Hospital Skilled Nursing Unit	16	16	11	195	202	1	3	2,776	47.53%	5,840
BARREN County Total:	532	532	455	739	609	196	389	158,755	85.99%	184,624
BUTLER										

ADD / Facility	Licensed Beds	Beds In Operation	Beginning Census	Admissions	Discharges	Deaths	Ending Census	Total Patient Days	Occupancy Percentage	Potential Patient Days
Morgantown Care and Rehabilitation Center	122	122	110	152	117	46	99	37,697	84.42%	44,652
BUTLER County Total:	122	122	110	152	117	46	99	37,697	84.42%	44,652
EDMONSON										
Edmonson Center	74	0	72	53	44	26	55	23,239	85.80%	27,084
EDMONSON County Total:	74	0	72	53	44	26	55	23,239	85.80%	27,084
HART										
Signature Healthcare of Hart County	104	104	96	100	81	43	72	32,012	84.10%	38,064
HART County Total:	104	104	96	100	81	43	72	32,012	84.10%	38,064
LOGAN										
Auburn Health Care	66	66	55	37	38	15	39	17,732	73.41%	24,156
Creekwood Place Nursing and Rehab Center	104	104	97	327	269	69	86	34,039	89.43%	38,064
LOGAN County Total:	170	170	152	364	307	84	125	51,771	83.21%	62,220
METCALFE										
Metcalfe Health Care Center	94	94	69	90	79	22	58	23,520	85.87%	27,389
METCALFE County Total:	94	94	69	90	79	22	58	23,520	85.87%	27,389
MONROE										
Signature HealthCare of Monroe County Rehab	104	104	99	89	88	24	76	34,645	91.02%	38,064
MONROE County Total:	104	104	99	89	88	24	76	34,645	91.02%	38,064
SIMPSON										
Franklin-Simpson Nursing and Rehabilitation	98	98	92	195	191	22	74	31,814	88.70%	35,868
SIMPSON County Total:	98	98	92	195	191	22	74	31,814	88.70%	35,868
WARREN										
Bowling Green Nursing and Christian Health Center, Bowling Green	66	66	59	159	141	25	52	20,609	85.32%	24,156
Colonial Center	22	22	18	176	173	4	17	6,991	86.82%	8,052
Greenwood Nursing and Rehabilitation	48	48	38	54	41	4	47	14,659	83.44%	17,568
Hopkins Center	128	128	122	378	343	42	115	40,120	85.64%	46,848
Signature Healthcare Bowling Green	50	50	44	63	42	26	39	16,116	88.07%	18,300
	176	176	145	268	237	48	128	50,034	77.67%	64,416
WARREN County Total:	490	490	426	1,098	977	149	398	148,529	82.82%	179,340
ADD: 4 Total	1,898	1,824	1,679	2,960	2,546	661	1,432	578,097	85.32%	677,565

ADD / Facility	Licensed Beds	Beds In Operation	Beginning Census	Admissions	Discharges	Deaths	Ending Census	Total Patient Days	Occupancy Percentage	Potential Patient Days
ADD:5										
BRECKINRIDGE										
Breckinridge Memorial Nursing Facility	18	18	18	15	9	11	13	6,588	100.00%	6,588
Hardinsburg Nursing and Rehabilitation	63	63	62	93	74	24	57	20,010	86.78%	23,058
BRECKINRIDGE County Total:	81	81	80	108	83	35	70	26,598	89.72%	29,646
GRAYSON										
Grayson Nursing and Rehabilitation	72	72	63	119	89	31	62	23,582	89.49%	26,352
Spring View Health and Rehab Center	71	71	68	139	114	31	62	22,705	87.37%	25,986
GRAYSON County Total:	143	143	131	258	203	62	124	46,287	88.44%	52,338
HARDIN										
Elizabethtown Nursing and Rehab	65	65	59	89	68	27	53	20,506	86.20%	23,790
Helmwood Healthcare Center	60	60	53	120	87	44	42	15,372	70.00%	21,960
Kensington Center	82	82	76	265	245	30	66	25,121	83.70%	30,012
Nursing Facility of Hardin Memorial Hospital	15	15	11	225	226	2	8	3,208	58.43%	5,490
Radcliff Veterans Center	120	120	73	4	2	24	51	23,440	53.37%	43,920
Signature Healthcare at North Hardin Rehab	148	148	121	303	247	75	102	41,524	76.66%	54,168
Signature Healthcare of Elizabethtown	112	104	82	257	244	33	62	28,861	70.41%	40,992
HARDIN County Total:	602	594	475	1,263	1,119	235	384	158,032	71.72%	220,332
LARUE										
Sunrise Manor Nursing Home	137	137	123	144	115	51	101	44,615	88.98%	50,142
LARUE County Total:	137	137	123	144	115	51	101	44,615	88.98%	50,142
MARION										
Cedars Of Lebanon Nursing Center	81	81	55	22	27	14	36	16,572	55.90%	29,646
Loretto Motherhouse Infirmary	55	55	51	25	4	21	51	18,411	91.46%	20,130
The Village of Lebanon II	38	38	0	25	5	5	15	866	53.00%	1,634
Village of Lebanon II	16	16	15	18	14	7	12	5,456	93.17%	5,856
MARION County Total:	190	190	121	90	50	47	114	41,305	72.13%	57,266
MEADE										
Brandenburg Nursing and Rehabilitation	57	57	48	157	135	20	50	17,834	85.49%	20,862
MEADE County Total:	57	57	48	157	135	20	50	17,834	85.49%	20,862
NELSON										
Flaget Memorial Hospital NF	12	0	7	161	161	1	0	2,056	46.94%	4,380
Landmark of Bardstown Rehab and Nursing	100	100	73	217	201	14	75	2,375	6.49%	36,600
Signature Healthcare At Colonial Rehab	65	65	54	101	91	16	48	18,471	77.64%	23,790

ADD / Facility	Licensed Beds	Beds In Operation	Beginning Census	Admissions	Discharges	Deaths	Ending Census	Total Patient Days	Occupancy Percentage	Potential Patient Days
NELSON County Total:	177	165	134	479	453	31	123	22,902	35.36%	64,770
WASHINGTON										
Sansbury Care Center	48	48	43	24	9	23	35	15,204	86.54%	17,568
Springfield Nursing and Rehabilitation Center	70	70	59	80	74	16	49	22,129	86.37%	25,620
WASHINGTON County Total:	118	118	102	104	83	39	84	37,333	86.44%	43,188
ADD: 5 Total	1,505	1,485	1,214	2,603	2,241	520	1,050	394,906	73.33%	538,544
ADD:6										
BULLITT										
Bedrock HC at Green Meadows	122	122	88	102	90	33	67	27,958	62.61%	44,652
Sanders Ridge Health Campus	56	56	0	62	31	2	29	2,168	22.00%	9,856
BULLITT County Total:	178	178	88	164	121	35	96	30,126	55.27%	54,508
HENRY										
New Castle Nursing and Rehab	60	60	56	47	36	14	53	20,387	92.84%	21,960
HENRY County Total:	60	60	56	47	36	14	53	20,387	92.84%	21,960
JEFFERSON										
Cherokee Park Rehabilitation	104	104	69	287	258	31	67	27,032	71.02%	38,064
Christian Health Center of Louisville	118	118	106	131	118	36	83	34,662	80.26%	43,188
Clifton Oaks Care Center	110	110	96	319	328	14	73	31,884	79.41%	40,150
Episcopal Church Home	93	93	85	142	131	59	37	20,824	61.18%	34,038
Essex Nursing and Rehabilitation Center	128	128	110	117	104	39	84	34,745	74.17%	46,848
Forest Springs Health Campus	58	58	46	326	300	30	42	15,894	75.08%	21,170
Franciscan Health Care Center	85	0	81	461	462	24	56	24,487	78.71%	31,110
Glen Ridge Health Campus	70	64	57	433	441	22	27	16,254	63.44%	25,620
Highlands Nursing and Rehabilitation Center	154	154	147	146	149	20	124	49,356	87.57%	56,364
Hillcreek Rehabilitation and Care	172	172	121	508	453	34	142	48,226	76.82%	62,780
Home of the Innocents	76	76	75	28	31	1	71	26,962	96.93%	27,816
Jeffersontown Rehabilitation	98	98	82	182	162	33	69	29,256	81.57%	35,868
Kindred Hospital - Louisville	47	44	42	61	48	7	39	14,942	87.10%	17,155
Klondike Center	62	62	56	78	79	11	44	20,203	89.03%	22,692
Landmark of Iroquois Park and Nursing Center	120	120	101	122	111	48	64	32,199	73.31%	43,920
Landmark of Louisville Rehab and Nursing	252	252	226	329	311	47	197	74,254	80.51%	92,232

ADD / Facility	Licensed Beds	Beds In Operation	Beginning Census	Admissions	Discharges	Deaths	Ending Census	Total Patient Days	Occupancy Percentage	Potential Patient Days
Landmark of River City Rehabilitation and Nursing	92	92	73	94	98	17	52	22,076	65.56%	33,672
Little Sisters of the Poor	35	35	32	8	0	13	27	11,413	89.09%	12,810
Lyndon Woods Care and Rehabilitation	145	0	102	98	79	11	110	40,497	76.31%	53,070
Masonic Home of Louisville	167	167	165	1,066	999	93	139	50,911	83.29%	61,122
Nazareth Home	118	118	110	363	275	93	105	35,333	81.81%	43,188
Nazareth Home Clifton	101	101	83	379	334	52	76	25,666	69.43%	36,966
Park Terrace Health Campus	88	88	77	426	409	35	59	24,945	77.45%	32,208
Providence Louisville East Post Acute	178	178	169	333	278	63	161	58,210	89.35%	65,148
Regency Center	110	110	106	150	145	11	100	31,240	77.60%	40,260
Regis Woods	186	137	144	197	191	29	121	51,483	75.63%	68,076
Rivers Edge Nursing and Rehabilitation Center	100	100	91	102	93	18	82	29,494	80.58%	36,600
Seneca Place	107	107	102	235	214	31	92	35,284	90.10%	39,162
Signature Healthcare At Jefferson Manor Rehab	100	97	83	245	203	59	66	26,791	73.20%	36,600
Signature Healthcare at Jefferson Place Rehab	95	95	60	380	350	34	56	20,587	59.21%	34,770
Signature Healthcare At Rockford Rehab	110	110	95	134	126	31	72	33,232	82.54%	40,260
Signature Healthcare at St Mary Elizabeth Hosp	26	26	19	378	371	6	20	6,252	74.22%	8,424
Signature Healthcare of East Louisville	128	128	100	227	191	50	86	35,428	75.62%	46,848
Signature Healthcare of South Louisville	100	100	80	320	285	39	76	29,263	79.95%	36,600
Springhurst Health and Rehab	90	90	40	103	83	22	38	15,646	47.63%	32,850
St Matthews Care Center	125	125	108	259	250	18	99	35,348	77.26%	45,750
Summerfield Rehab and Wellness	165	161	134	423	410	40	107	42,579	70.51%	60,390
Sycamore Heights Health and Rehab	96	96	63	130	95	29	69	22,932	65.45%	35,040
The Forum at Brookside	40	40	26	81	69	12	26	10,164	69.43%	14,640
Treyton Oaks Towers	60	60	41	140	107	35	39	13,104	59.67%	21,960
Valhalla Post Acute	130	130	119	395	370	40	104	41,741	87.73%	47,580
Wesley Manor	68	64	61	14	4	8	63	22,127	88.91%	24,888
Westminster Terrace	112	108	94	166	129	54	77	32,379	78.99%	40,992
Westport Place Health Campus	62	62	58	296	307	15	32	16,630	73.29%	22,692
JEFFERSON County Total:	4,681	4,378	3,935	10,812	9,951	1,414	3,373	1,321,935	77.23%	1,711,581

ADD / Facility	Licensed Beds	Beds In Operation	Beginning Census	Admissions	Discharges	Deaths	Ending Census	Total Patient Days	Occupancy Percentage	Potential Patient Days
OLDHAM										
Baptist Health La Grange	30	24	7	134	132	4	5	3,300	30.05%	10,980
Richwood Nursing and Rehab	120	120	111	129	102	35	103	37,416	85.19%	43,920
OLDHAM County Total:	150	144	118	263	234	39	108	40,716	74.16%	54,900
SHELBY										
Crestview Center	58	58	55	148	144	18	41	19,842	93.47%	21,228
Masonic Home of Shelbyville	117	111	77	415	362	53	77	27,010	63.08%	42,822
SHELBY County Total:	175	169	132	563	506	71	118	46,852	73.15%	64,050
SPENCER										
Signature Healthcare of Spencer County	120	120	95	129	117	39	68	31,992	72.84%	43,920
SPENCER County Total:	120	120	95	129	117	39	68	31,992	72.84%	43,920
TRIMBLE										
Bedford Springs Health and Rehabilitation	60	58	43	76	66	17	36	13,196	62.16%	21,228
TRIMBLE County Total:	60	58	43	76	66	17	36	13,196	62.16%	21,228
ADD: 6 Total	5,424	5,107	4,467	12,054	11,031	1,629	3,852	1,505,204	76.32%	1,972,147
ADD:7										
BOONE										
Boonespring Transitional Care Center	143	143	121	480	418	66	117	44,557	85.13%	52,338
Bridgepoint Care and Rehabilitation Center	151	151	131	195	166	23	137	44,885	81.22%	55,266
Florence Park Care Center	150	150	111	233	185	58	101	34,400	62.66%	54,900
St Elizabeth Florence SNF	16	16	14	287	287	1	13	4,673	79.80%	5,856
BOONE County Total:	460	460	377	1,195	1,056	148	368	128,515	76.33%	168,360
CAMPBELL										
Carmel Manor	95	95	74	54	19	39	58	22,613	65.04%	34,770
Coldspring Transitional Care Center	143	143	117	383	298	75	127	42,764	81.71%	52,338
Highlandspring of Ft Thomas	140	140	115	413	368	63	97	45,188	88.19%	51,240
St Elizabeth FT Thomas SNF	26	21	16	288	284	4	16	4,245	44.61%	9,516
The Seasons at Alexandria	117	117	104	276	250	24	106	39,858	93.33%	42,705
CAMPBELL County Total:	521	516	426	1,414	1,219	205	404	154,668	81.16%	190,569
CARROLL										
Signature Healthcare of Carrollton Rehab	78	78	66	98	84	20	60	22,480	78.74%	28,548
CARROLL County Total:	78	78	66	98	84	20	60	22,480	78.74%	28,548

ADD / Facility	Licensed Beds	Beds In Operation	Beginning Census	Admissions	Discharges	Deaths	Ending Census	Total Patient Days	Occupancy Percentage	Potential Patient Days
GALLATIN										
Gallatin Nursing and Rehab	120	120	111	103	88	40	86	35,991	81.95%	43,920
GALLATIN County Total:	120	120	111	103	88	40	86	35,991	81.95%	43,920
GRANT										
Grant Center	95	95	93	117	110	17	83	32,219	92.66%	34,770
GRANT County Total:	95	95	93	117	110	17	83	32,219	92.66%	34,770
KENTON										
Emerald Trace	54	54	44	345	342	15	32	14,399	72.85%	19,764
Madonna Manor	59	59	52	206	182	25	51	19,218	89.00%	21,594
Rosedale Green	176	176	166	113	91	62	126	50,983	79.15%	64,416
The Pavilion at Kenton	82	82	74	126	118	11	71	26,715	89.01%	30,012
Village Care Center	100	100	91	113	82	36	86	32,411	88.55%	36,600
Villaspring of Erlanger	140	140	134	353	324	51	112	43,939	85.75%	51,240
Woodcrest Nursing and Rehabilitation Center	127	127	109	164	157	44	72	33,908	72.95%	46,482
KENTON County Total:	738	738	670	1,420	1,296	244	550	221,573	82.03%	270,108
OWEN										
Owenton Center	100	100	94	94	87	25	76	32,538	88.90%	36,600
OWEN County Total:	100	100	94	94	87	25	76	32,538	88.90%	36,600
PENDLETON										
River Valley Nursing Home	60	60	57	69	41	30	55	19,169	87.29%	21,960
PENDLETON County Total:	60	60	57	69	41	30	55	19,169	87.29%	21,960
ADD: 7 Total	2,172	2,167	1,894	4,510	3,981	729	1,682	647,153	81.42%	794,835
ADD:8										
BRACKEN										
Bracken County Nursing and Rehabilitation Center	32	32	26	34	31	4	25	8,977	76.65%	11,712
BRACKEN County Total:	32	32	26	34	31	4	25	8,977	76.65%	11,712
FLEMING										
Pioneer Trace Nursing Home	102	92	78	35	26	26	61	26,467	70.90%	37,332
FLEMING County Total:	102	92	78	35	26	26	61	26,467	70.90%	37,332
LEWIS										
Vanceburg Rehabilitation and Care	94	94	90	78	84	13	71	27,028	78.78%	34,310
LEWIS County Total:	94	94	90	78	84	13	71	27,028	78.78%	34,310

ADD / Facility	Licensed Beds	Beds In Operation	Beginning Census	Admissions	Discharges	Deaths	Ending Census	Total Patient Days	Occupancy Percentage	Potential Patient Days
ADD:9										
MASON										
Maysville Nursing and Rehabilitation Facility	130	130	123	218	233	39	69	38,325	80.55%	47,580
MASON County Total:	130	130	123	218	233	39	69	38,325	80.55%	47,580
ROBERTSON										
Robertson County Health Care Facility	60	60	55	84	77	24	38	17,455	79.49%	21,960
ROBERTSON County Total:	60	60	55	84	77	24	38	17,455	79.49%	21,960
ADD: 8 Total	418	408	372	449	451	106	264	118,252	77.34%	152,894
ADD:9										
BATH										
Ridgeway Nursing and Rehabilitation	99	99	91	152	131	46	66	32,585	89.93%	36,234
BATH County Total:	99	99	91	152	131	46	66	32,585	89.93%	36,234
MENIFEE										
Edgewood Estates	60	60	56	12	15	17	36	16,318	74.31%	21,960
MENIFEE County Total:	60	60	56	12	15	17	36	16,318	74.31%	21,960
MONTGOMERY										
Windsor Care Center	144	144	132	228	219	44	97	44,111	83.70%	52,704
MONTGOMERY County Total:	144	144	132	228	219	44	97	44,111	83.70%	52,704
MORGAN										
West Liberty Nursing and Rehabilitation Center	48	48	44	24	18	6	44	16,741	96.84%	17,288
MORGAN County Total:	48	48	44	24	18	6	44	16,741	96.84%	17,288
ROWAN										
Life Care Center of Morehead	97	96	87	105	89	19	84	32,094	90.40%	35,502
St Claire Medical Center TCU	10	10	5	165	155	10	0	1,666	45.52%	3,660
ROWAN County Total:	107	106	92	270	244	29	84	33,760	86.21%	39,162
ADD: 9 Total	458	457	415	686	627	142	327	143,515	85.76%	167,348
ADD:10										
BOYD										
Boyd Nursing and Rehabilitation Center	60	60	52	81	52	28	53	366	1.67%	21,960
Kings Daughters Medical Center	20	20	10	81	91	0	0	1,140	15.57%	7,320
Kingsbrook Lifecare Center	137	137	124	449	405	44	124	44,208	88.17%	50,142
Woodland Oaks	110	110	107	231	195	46	97	37,910	94.16%	40,260
BOYD County Total:	327	327	293	842	743	118	274	83,624	69.87%	119,682

ADD / Facility	Licensed Beds	Beds In Operation	Beginning Census	Admissions	Discharges	Deaths	Ending Census	Total Patient Days	Occupancy Percentage	Potential Patient Days
CARTER										
Carter Nursing and Rehabilitation Center	120	120	117	103	96	25	99	42,110	95.88%	43,920
CARTER County Total:	120	120	117	103	96	25	99	42,110	95.88%	43,920
ELLIOTT										
Elliott Nursing and Rehabilitation Center	75	75	66	87	55	30	68	24,244	88.32%	27,450
ELLIOTT County Total:	75	75	66	87	55	30	68	24,244	88.32%	27,450
GREENUP										
Oakmont Manor	85	85	82	214	206	16	74	27,968	89.90%	31,110
South Shore Nursing and Rehabilitation Center	60	60	50	65	55	13	47	17,940	81.92%	21,900
Wurtland Nursing and Rehabilitation Center	126	124	103	86	83	18	88	37,211	80.69%	46,116
GREENUP County Total:	271	269	235	365	344	47	209	83,119	83.85%	99,126
LAWRENCE										
The Jordan Center	104	104	88	22	30	21	59	27,609	72.53%	38,064
LAWRENCE County Total:	104	104	88	22	30	21	59	27,609	72.53%	38,064
ADD: 10 Total	897	895	799	1,419	1,268	241	709	260,706	79.42%	328,242
ADD:11										
FLOYD										
Highlands ARH Regional Medical Center (Prestonsburg)	18	0	0	0	0	0	0	0	0.00%	6,588
Prestonsburg Health Care Center	56	56	49	171	151	29	40	17,444	85.11%	20,496
Riverview Health Care Center	121	121	118	136	133	46	75	37,374	84.39%	44,286
FLOYD County Total:	195	177	167	307	284	75	115	54,818	76.81%	71,370
JOHNSON										
Mountain Manor of Paintsville	126	126	111	114	125	16	84	38,413	83.30%	46,116
JOHNSON County Total:	126	126	111	114	125	16	84	38,413	83.30%	46,116
MAGOFFIN										
Salyersville Nursing and Rehabilitation Center	142	136	115	122	119	31	87	41,230	79.33%	51,972
MAGOFFIN County Total:	142	136	115	122	119	31	87	41,230	79.33%	51,972
MARTIN										
Martin County Health Care Facility	65	65	62	107	103	20	46	21,148	88.89%	23,790
MARTIN County Total:	65	65	62	107	103	20	46	21,148	88.89%	23,790

ADD / Facility	Licensed Beds	Beds In Operation	Beginning Census	Admissions	Discharges	Deaths	Ending Census	Total Patient Days	Occupancy Percentage	Potential Patient Days
PIKE										
Good Shepherd Community Nursing Center	118	118	87	259	209	35	102	35,608	100.00%	35,608
Landmark of Elkhorn City Rehabilitation	106	106	82	104	93	14	79	31,887	82.19%	38,796
Parkview Nursing and Rehabilitation Center (Pikeville)	120	120	104	224	171	70	87	39,934	90.92%	43,920
Pikeville Nursing and Rehab Center	106	106	78	247	206	32	87	29,397	75.77%	38,796
Tug Valley ARH Skilled Nursing Facility	35	35	17	121	117	7	14	6,406	50.01%	12,810
PIKE County Total:	485	485	368	955	796	158	369	143,232	84.29%	169,930
ADD: 11 Total	1,013	989	823	1,605	1,427	300	701	298,841	82.28%	363,178

ADD / Facility	Licensed Beds	Beds In Operation	Beginning Census	Admissions	Discharges	Deaths	Ending Census	Total Patient Days	Occupancy Percentage	Potential Patient Days
ADD:12										
BREATHITT										
Nim Henson Geriatric Center	120	120	64	32	26	15	55	21,813	49.67%	43,920
BREATHITT County Total:	120	120	64	32	26	15	55	21,813	49.67%	43,920
KNOTT										
Knott County Health and Rehabilitation Center	92	92	87	83	85	9	76	31,448	93.40%	33,672
KNOTT County Total:	92	92	87	83	85	9	76	31,448	93.40%	33,672
LEE										
Lee County Care and Rehabilitation Center	109	109	107	114	95	33	93	36,500	91.74%	39,785
LEE County Total:	109	109	107	114	95	33	93	36,500	91.74%	39,785
LESLIE										
Hyden Health and Rehabilitation Center	94	94	92	114	111	6	89	32,706	95.06%	34,404
LESLIE County Total:	94	94	92	114	111	6	89	32,706	95.06%	34,404
LETCHER										
Letcher Manor	142	142	124	215	225	10	104	45,707	87.95%	51,972
LETCHER County Total:	142	142	124	215	225	10	104	45,707	87.95%	51,972
OWSLEY										
Owsley County Health Care Center	95	95	81	64	53	29	63	28,055	80.69%	34,770
OWSLEY County Total:	95	95	81	64	53	29	63	28,055	80.69%	34,770
PERRY										
Hazard Health and Rehabilitation Center	200	200	185	193	182	54	142	67,847	92.94%	73,000
Paul E Patton Eastern Ky Veterans Center	120	120	113	14	15	27	85	35,984	81.93%	43,920
PERRY County Total:	320	320	298	207	197	81	227	103,831	88.81%	116,920
WOLFE										
Wolfe County Health and Rehabilitation Center	100	100	96	65	55	20	86	35,062	95.80%	36,600
WOLFE County Total:	100	100	96	65	55	20	86	35,062	95.80%	36,600
ADD: 12 Total	1,072	1,072	949	894	847	203	793	335,122	85.48%	392,043
ADD:13										
BELL										
Middlesboro Nursing and Rehab	95	95	92	94	60	40	86	32,861	94.51%	34,770
Mountain View Nursing and Rehab Ctr	115	115	85	24	30	19	60	23,237	55.21%	42,090
BELL County Total:	210	210	177	118	90	59	146	56,098	72.99%	76,860

ADD / Facility	Licensed Beds	Beds In Operation	Beginning Census	Admissions	Discharges	Deaths	Ending Census	Total Patient Days	Occupancy Percentage	Potential Patient Days
CLAY										
Landmark of Laurel Creek Rehab and Nursing	106	106	102	99	96	17	88	35,933	92.62%	38,796
CLAY County Total:	106	106	102	99	96	17	88	35,933	92.62%	38,796
HARLAN										
Harlan Health and Rehabilitation Center	143	143	137	130	149	42	76	48,265	92.22%	52,338
Tri-Cities Nursing and Rehabilitation Center	85	85	78	117	109	36	50	26,291	84.51%	31,110
HARLAN County Total:	228	228	215	247	258	78	126	74,556	89.34%	83,448
JACKSON										
Signature HealthCare at Jackson Manor	51	51	46	122	84	37	47	14,730	78.91%	18,666
JACKSON County Total:	51	51	46	122	84	37	47	14,730	78.91%	18,666
KNOX										
Barbourville Health and Rehabilitation Center	135	135	122	105	73	48	106	44,163	89.38%	49,410
Christian Health Center - Corbin	100	100	95	103	93	24	81	31,439	85.90%	36,600
KNOX County Total:	235	235	217	208	166	72	187	75,602	87.90%	86,010
LAUREL										
Hillcrest Health and Rehabilitation Center	120	120	107	125	92	55	85	36,390	82.86%	43,920
Laurel Heights Home for the Elderly	143	143	140	113	67	70	116	46,810	89.44%	52,338
LAUREL County Total:	263	263	247	238	159	125	201	83,200	86.43%	96,258
ROCKCASTLE										
Rockcastle Health and Rehabilitation Center	104	104	95	156	137	41	73	31,725	83.35%	38,064
Rockcastle Regional Hospital and Respiratory Care	143	143	118	170	111	55	122	45,300	86.55%	52,338
ROCKCASTLE County Total:	247	247	213	326	248	96	195	77,025	85.20%	90,402
WHITLEY										
Corbin Health and Rehabilitation Center	100	100	91	119	101	30	79	31,992	87.41%	36,600
The Heritage	85	85	80	133	127	22	64	27,974	89.92%	31,110
Williamsburg Health and Rehabilitation Center	125	125	118	90	75	43	90	39,775	86.94%	45,750
WHITLEY County Total:	310	310	289	342	303	95	233	99,741	87.91%	113,460
ADD: 13 Total	1,650	1,650	1,506	1,700	1,404	579	1,223	516,885	85.59%	603,900

ADD / Facility	Licensed Beds	Beds In Operation	Beginning Census	Admissions	Discharges	Deaths	Ending Census	Total Patient Days	Occupancy Percentage	Potential Patient Days
ADD:14										
ADAIR										
Signature Healthcare At Summit Manor Rehab	104	104	91	74	70	38	57	26,020	68.36%	38,064
ADAIR County Total:	104	104	91	74	70	38	57	26,020	68.36%	38,064
CASEY										
Liberty Care and Rehabilitation Center	97	97	85	96	77	33	71	27,239	76.73%	35,502
CASEY County Total:	97	97	85	96	77	33	71	27,239	76.73%	35,502
CLINTON										
Clinton County Care and Rehabilitation Center	52	52	51	47	46	12	40	16,599	87.22%	19,032
CLINTON County Total:	52	52	51	47	46	12	40	16,599	87.22%	19,032
CUMBERLAND										
Cumberland Valley Manor	84	84	70	53	24	25	74	27,441	89.26%	30,744
CUMBERLAND County Total:	84	84	70	53	24	25	74	27,441	89.26%	30,744
GREEN										
Green Hill Rehabilitation and Care	118	118	103	101	82	39	83	33,856	78.39%	43,188
McDowell Skilled Nursing Facility	5	0	0	0	0	0	0	0	0.00%	1,830
GREEN County Total:	123	118	103	101	82	39	83	33,856	75.21%	45,018
MCCREARY										
Signature Healthcare of McCreary County Rehab	60	60	51	121	120	10	42	18,732	85.30%	21,960
MCCREARY County Total:	60	60	51	121	120	10	42	18,732	85.30%	21,960
PULASKI										
Cumberland Nursing and Rehabilitation Center	93	93	90	152	136	32	74	29,462	86.56%	34,038
Lake Cumberland Regional Hospital	12	12	9	175	176	1	7	2,764	62.93%	4,392
Somerset Nursing and Rehabilitation Facility	123	123	113	154	113	63	91	37,675	83.69%	45,018
Somerwoods Nursing and Rehabilitation	166	166	124	67	68	27	96	36,744	60.48%	60,756
PULASKI County Total:	394	394	336	548	493	123	268	106,645	73.95%	144,204
RUSSELL										
Fair Oaks Health Systems	114	114	113	51	38	49	77	30,829	73.89%	41,724
RUSSELL County Total:	114	114	113	51	38	49	77	30,829	73.89%	41,724
TAYLOR										

ADD / Facility	Licensed Beds	Beds In Operation	Beginning Census	Admissions	Discharges	Deaths	Ending Census	Total Patient Days	Occupancy Percentage	Potential Patient Days
Campbellsville Nursing and Rehabilitation	72	72	56	97	83	30	40	20,589	80.49%	25,580
The Grandview Nursing and Rehabilitation Facility	81	81	71	156	126	32	69	25,611	86.39%	29,646
TAYLOR County Total:	153	153	127	253	209	62	109	46,200	83.66%	55,226
WAYNE										
Hicks Golden Years Nursing Home	59	59	56	18	7	21	46	20,318	94.09%	21,594
WAYNE County Total:	59	59	56	18	7	21	46	20,318	94.09%	21,594
ADD: 14 Total	1,240	1,235	1,083	1,362	1,166	412	867	353,879	78.11%	453,068
ADD:15										
ANDERSON										
Signature Healthcare at Heritage Hall Rehab	94	94	88	156	151	32	61	29,728	86.41%	34,404
ANDERSON County Total:	94	94	88	156	151	32	61	29,728	86.41%	34,404
BOURBON										
Bourbon Heights	67	67	58	29	14	14	59	21,624	88.18%	24,522
BOURBON County Total:	67	67	58	29	14	14	59	21,624	88.18%	24,522
BOYLE										
Danville Center For Health	106	106	90	106	92	35	69	29,986	77.29%	38,796
Landmark of Danville Rehabilitation	90	90	81	65	54	37	55	28,873	87.65%	32,940
BOYLE County Total:	196	196	171	171	146	72	124	58,859	82.05%	71,736
CLARK										
Clark Regional Medical Center Transitional Care Unit	25	25	16	250	243	7	16	3,834	41.90%	9,150
Fountain Circle Care and Rehab Ctr	179	147	129	228	185	49	123	45,623	69.64%	65,514
CLARK County Total:	204	172	145	478	428	56	139	49,457	66.24%	74,664
ESTILL										
Irvine Nursing and Rehabilitation	86	86	81	110	95	24	72	28,113	89.32%	31,476
ESTILL County Total:	86	86	81	110	95	24	72	28,113	89.32%	31,476
FAYETTE										
Bluegrass Care and Rehabilitation Center	124	116	102	167	138	31	100	36,372	80.14%	45,384
Brookdale Richmond Place SNF	120	120	96	244	238	35	67	30,564	69.59%	43,920
Cambridge Place	108	108	97	48	25	40	80	35,432	89.64%	39,528
Cardinal Hill Rehab Unit	74	74	29	706	707	2	26	9,303	34.35%	27,084
Homestead Post Acute	136	136	129	361	343	28	119	45,423	91.25%	49,776
Lexington Country Place	111	94	85	205	178	46	66	29,156	71.77%	40,626
Mayfair Manor	98	94	86	193	177	24	78	28,999	80.85%	35,868
Northpoint Lexington Healthcare Center	150	150	144	358	337	54	111	47,225	86.02%	54,900

ADD / Facility	Licensed Beds	Beds In Operation	Beginning Census	Admissions	Discharges	Deaths	Ending Census	Total Patient Days	Occupancy Percentage	Potential Patient Days
Pine Meadows Post Acute	120	120	116	228	206	26	112	38,986	88.77%	43,920
Sayre Christian Village Nursing Home	119	119	118	96	46	64	104	42,529	97.65%	43,554
Signature Healthcare At Tanbark Rehab	34	34	27	346	346	3	24	6,917	55.59%	12,444
The Willows at Fritz Farm	54	54	47	201	183	22	43	16,633	84.16%	19,764
The Willows at Hamburg	54	54	52	104	82	21	53	18,310	92.64%	19,764
Willows at Citation	54	54	42	200	176	29	37	14,580	73.77%	19,764
FAYETTE County Total:	1,356	1,327	1,170	3,457	3,182	425	1,020	400,429	80.68%	496,296
FRANKLIN										
Bradford Square Center	100	100	94	199	179	34	80	30,657	83.99%	36,500
Frankfort Rehab and Care	100	100	70	75	62	14	69	25,429	69.48%	36,600
FRANKLIN County Total:	200	200	164	274	241	48	149	56,086	76.73%	73,100
GARRARD										
Landmark of Lancaster Rehabilitation and Nursing	96	96	92	81	55	39	79	32,068	91.27%	35,136
GARRARD County Total:	96	96	92	81	55	39	79	32,068	91.27%	35,136
HARRISON										
Cedar Ridge Health Campus	47	48	46	60	48	15	44	16,500	93.92%	17,568
Edgemont Healthcare	68	68	63	38	22	19	60	22,646	90.99%	24,888
Grand Haven Nursing Home	54	54	52	70	52	19	51	18,303	92.61%	19,764
HARRISON County Total:	169	170	161	168	122	53	155	57,449	92.33%	62,220
JESSAMINE										
Nicholasville Nursing and Rehabilitation	73	68	60	115	115	5	55	23,140	86.61%	26,718
Thomson Hood Veterans Center	285	285	151	26	5	79	93	49,447	47.40%	104,310
JESSAMINE County Total:	358	353	211	141	120	84	148	72,587	55.40%	131,028
LINCOLN										
Stanford Care and Rehab	128	128	113	156	93	75	101	34,523	73.69%	46,848
LINCOLN County Total:	128	128	113	156	93	75	101	34,523	73.69%	46,848
MADISON										
Berea Health and Rehabilitation	84	84	72	114	106	30	50	26,680	86.78%	30,744
Kenwood Health and Rehabilitation Center	93	93	85	139	123	46	55	29,631	87.05%	34,038
Madison Health and Rehabilitation Center	92	92	87	124	112	32	67	27,194	80.76%	33,672
Telford Terrace	25	25	17	18	13	7	15	5,825	63.66%	9,150
The Terrace Nursing and Rehabilitation	102	83	94	147	118	40	83	34,104	91.35%	37,332
MADISON County Total:	396	377	355	542	472	155	270	123,434	85.16%	144,936

ADD / Facility	Licensed Beds	Beds In Operation	Beginning Census	Admissions	Discharges	Deaths	Ending Census	Total Patient Days	Occupancy Percentage	Potential Patient Days
MERCER										
Harrodsburg Health and Rehab Ctr	112	109	97	129	103	48	75	31,638	77.18%	40,992
The Willows at Harrodsburg	43	43	28	62	25	34	31	7,686	48.84%	15,738
MERCER County Total:	155	152	125	191	128	82	106	39,324	69.32%	56,730
NICHOLAS										
Johnson Mathers Nursing Home	104	99	100	102	87	25	90	36,041	94.94%	37,960
NICHOLAS County Total:	104	99	100	102	87	25	90	36,041	94.94%	37,960
POWELL										
Stanton Nursing and Rehabilitation Center	81	81	66	74	64	16	60	25,422	85.75%	29,646
POWELL County Total:	81	81	66	74	64	16	60	25,422	85.75%	29,646
SCOTT										
Harborview Dover	85	85	83	73	56	41	59	25,914	83.30%	31,110
Signature Healthcare of Georgetown	65	65	59	161	147	16	57	20,593	86.56%	23,790
SCOTT County Total:	150	150	142	234	203	57	116	46,507	84.71%	54,900
WOODFORD										
The Homeplace At Midway	23	23	23	18	5	13	23	8,198	97.39%	8,418
WOODFORD County Total:	23	23	23	18	5	13	23	8,198	97.39%	8,418
ADD: 15 Total	3,863	3,771	3,265	6,382	5,606	1,270	2,772	1,119,849	79.20%	1,414,020
Statewide Total	26,480	25,399	22,299	43,460	38,552	8,231	18,944	7,606,572	79.14%	9,611,297

Table 1A - Census Data- Nursing Facility Beds 2020

ADD / Facility	Number of Licensed Beds	Beds In Operation	Beginning Census	Admissions	Discharges	Deaths	Ending Census	Total Patient Days	Occupancy Percentage
PURCHASE	1,636	1,416	1,216	2,829	2,534	446	1,064	442,064	74.64%
PENNYRILE	1,827	1,735	1,461	1,940	1,643	548	1,210	491,072	74.44%
GREEN RIVER	1,407	1,188	1,156	2,067	1,780	445	998	401,027	79.96%
BARREN RIVER	1,898	1,824	1,679	2,960	2,546	661	1,432	578,097	85.32%
LINCOLN TRAIL	1,505	1,485	1,214	2,603	2,241	520	1,050	394,906	73.33%
KIPDA	5,424	5,107	4,467	12,054	11,031	1,629	3,852	1,505,204	76.32%
NORTHERN KY	2,172	2,167	1,894	4,510	3,981	729	1,682	647,153	81.42%
BUFFALO TRACE	418	408	372	449	451	106	264	118,252	77.34%
GATEWAY	458	457	415	686	627	142	327	143,515	85.76%
FIVCO	897	895	799	1,419	1,268	241	709	260,706	79.42%
BIG SANDY	1,013	989	823	1,605	1,427	300	701	298,841	82.28%
KY RIVER	1,072	1,072	949	894	847	203	793	335,122	85.48%
CUMBERLAND VALLEY	1,650	1,650	1,506	1,700	1,404	579	1,223	516,885	85.59%
LAKE CUMBERLAND	1,240	1,235	1,083	1,362	1,166	412	867	353,879	78.11%
BLUEGRASS	3,863	3,771	3,265	6,382	5,606	1,270	2,772	1,119,849	79.20%
Statewide Total	26,480	25,399	22,299	43,460	38,552	8,231	18,944	7,606,572	79.14%

2020 ANNUAL KENTUCKY LONG TERM CARE UTILIZATION AND SERVICE REPORT

Table 2 - Census Data- Personal Care Beds

ADD / Facility	Licensed Beds	Beds In Operation	Beginning Census	Admissions	Discharges	Deaths	Ending Census	Total Patient Days	Occupancy Percentage	Potential Patient Days
ADD:1										
CALLOWAY										
Fern Terrace of Gardens At Hickory Woods	103	87	68	37	44	0	61	22,326	59.22%	37,698
	22	22	10	8	10	0	8	2,820	35.02%	8,052
CALLOWAY County	125	109	78	45	54	0	69	25,146	54.96%	45,750
Total:										
CARLISLE										
Countryside Center	8	8	8	4	6	0	6	2,127	72.64%	2,928
CARLISLE County	8	8	8	4	6	0	6	2,127	72.64%	2,928
Total:										
GRAVES										
Fern Terrace of	140	136	113	80	75	1	117	42,565	83.07%	51,240
GRAVES County	140	136	113	80	75	1	117	42,565	83.07%	51,240
HICKMAN										
Clinton Hickman County Nursing	10	10	4	4	3	0	5	1,518	41.48%	3,660
Clinton Place	10	10	7	1	0	1	7	2,562	70.00%	3,660
HICKMAN County	20	20	11	5	3	1	12	4,080	55.74%	7,320
MCCRACKEN										
Gaither Suites at West Park	29	29	27	9	9	3	24	9,364	88.22%	10,614
MCCRACKEN County Total:	29	29	27	9	9	3	24	9,364	88.22%	10,614
ADD: 1 Total	322	302	237	143	147	5	228	83,282	70.67%	117,852
ADD:2										
CALDWELL										
Highland Homes, Inc.	100	100	94	22	34	0	82	30,012	82.00%	36,600
CALDWELL County	100	100	94	22	34	0	82	30,012	82.00%	36,600
Total:										
CHRISTIAN										
Christian County	78	78	41	24	17	0	48	17,626	61.74%	28,548
Christian Health Center, Hopkinsville	2	2	1	3	2	0	2	522	71.31%	732
Pennyrile Home	94	94	78	19	26	0	71	27,367	79.55%	34,404

ADD / Facility	Licensed Beds	Beds In Operation	Beginning Census	Admissions	Discharges	Deaths	Ending Census	Total Patient Days	Occupancy Percentage	Potential Patient Days
CHRISTIAN County Total:	174	174	120	46	45	0	121	45,515	71.47%	63,684
CRITTENDEN										
Crittenden County Health and	4	4	0	0	0	0	0	0	0.00%	1,464
CRITTENDEN County Total:	4	4	0	0	0	0	0	0	0.00%	1,464
HOPKINS										
The Homestead	64	64	50	28	23	3	52	19,032	81.25%	23,424
The Oaks	58	58	44	4	7	1	40	17,710	83.43%	21,228
PCH/Madisonville										
HOPKINS County Total:	122	122	94	32	30	4	92	36,742	82.29%	44,652
MUHLENBERG										
Greenville Nursing and Rehabilitation	14	14	5	7	10	0	2	2,007	39.17%	5,124
Sparks Nursing	88	88	72	35	29	3	75	23,121	71.79%	32,208
MUHLENBERG County Total:	102	102	77	42	39	3	77	25,128	67.31%	37,332
TRIGG										
Better Senior Living	66	66	53	15	16	2	50	14,948	61.88%	24,156
TRIGG County Total:	66	66	53	15	16	2	50	14,948	61.88%	24,156
ADD: 2 Total	568	568	438	157	164	9	422	152,345	73.28%	207,888
ADD:3										
DAVIESS										
Carmel Home	79	79	75	21	29	3	64	26,281	90.89%	28,914
Davco Rest Home	92	92	88	75	85	0	78	28,548	84.78%	33,672
Fern Terrace of Owensboro	68	68	58	20	25	1	52	19,747	79.34%	24,888
Owensboro Center	39	16	15	4	13	0	6	3,181	22.29%	14,274
Rosedale Rest Home	50	50	27	18	15	0	30	10,191	55.69%	18,300
DAVIESS County Total:	328	305	263	138	167	4	230	87,948	73.26%	120,048
HANCOCK										
The Oaks	56	56	50	19	18	0	51	18,240	88.99%	20,496
HANCOCK County Total:	56	56	50	19	18	0	51	18,240	88.99%	20,496
HENDERSON										
Henderson Manor	64	64	31	8	9	1	29	11,063	47.23%	23,424

ADD / Facility	Licensed Beds	Beds In Operation	Beginning Census	Admissions	Discharges	Deaths	Ending Census	Total Patient Days	Occupancy Percentage	Potential Patient Days
HENDERSON County Total:	64	64	31	8	9	1	29	11,063	47.23%	23,424
MCLEAN										
Sunny Acres	32	0	20	9	5	0	24	8,052	68.75%	11,712
MCLEAN County	32	0	20	9	5	0	24	8,052	68.75%	11,712
OHIO										
Beaver Dam Nursing and Rehab Center	23	23	19	8	18	0	9	5,533	65.73%	8,418
OHIO County Total:	23	23	19	8	18	0	9	5,533	65.73%	8,418
ADD: 3 Total	503	448	383	182	217	5	343	130,836	71.07%	184,098
ADD:4										
ALLEN										
Cornerstone Manor	36	36	32	27	24	0	35	11,821	89.72%	13,176
Scottsville Manor	40	40	32	9	11	0	30	11,429	78.07%	14,640
ALLEN County	76	76	64	36	35	0	65	23,250	83.58%	27,816
BARREN										
NHC HealthCare, Glasgow	12	12	1	0	1	0	0	210	100.00%	210
BARREN County	12	12	1	0	1	0	0	210	100.00%	210
EDMONSON										
Edmonson Center	12	12	6	0	1	0	5	2,012	45.81%	4,392
EDMONSON County	12	12	6	0	1	0	5	2,012	45.81%	4,392
Total:										
HART										
Hart County Manor	54	54	46	14	11	0	49	17,992	91.03%	19,764
HART County Total:	54	54	46	14	11	0	49	17,992	91.03%	19,764
METCALFE										
Harpers Home for the Aged	27	27	24	4	7	1	20	7,931	80.26%	9,882
Metcalfe Health Care Center	13	13	8	13	16	0	5	2,439	51.26%	4,758
METCALFE County	40	40	32	17	23	1	25	10,370	70.83%	14,640
Total:										
SIMPSON										
Lewis Memorial Methodist Home	23	23	21	7	7	1	20	7,218	85.74%	8,418

ADD / Facility	Licensed Beds	Beds In Operation	Beginning Census	Admissions	Discharges	Deaths	Ending Census	Total Patient Days	Occupancy Percentage	Potential Patient Days
SIMPSON County	23	23	21	7	7	1	20	7,218	85.74%	8,418
Total:										
WARREN										
Christian Health Center, Bowling	50	50	48	38	41	3	42	17,471	95.47%	18,300
Fern Terrace of Bowling Green	114	114	110	44	53	2	99	38,336	91.88%	41,724
The Haven At Massey Springs	18	18	18	5	4	2	17	6,233	94.61%	6,588
WARREN County	182	182	176	87	98	7	158	62,040	93.14%	66,612
ADD: 4 Total	399	399	346	161	176	9	322	123,092	86.77%	141,852
ADD:5										
GRAYSON										
Grayson Nursing and Rehabilitation	30	30	20	2	11	0	11	5,972	54.39%	10,980
GRAYSON County	30	30	20	2	11	0	11	5,972	54.39%	10,980
Total:										
HARDIN										
Signature Healthcare at North Hardin Rehab	16	16	0	0	0	0	0	0	0.00%	5,856
HARDIN County	16	16	0	0	0	0	0	0	0.00%	5,856
MARION										
Loretto Motherhouse Infirmary	30	30	19	4	15	1	7	6,211	56.57%	10,980
The Village of	10	10	5	4	6	0	3	1,697	46.37%	3,660
MARION County	40	40	24	8	21	1	10	7,908	54.02%	14,640
NELSON										
Cooper Trail Senior	83	83	0	5	1	0	4	35	1.36%	2,573
Windsor Gardens	32	32	18	19	4	13	20	7,613	65.00%	11,712
NELSON County	115	115	18	24	5	13	24	7,648	53.54%	14,285
WASHINGTON										
Sansbury Care Center	11	11	11	4	8	0	7	3,301	81.99%	4,026
WASHINGTON County Total:	11	11	11	4	8	0	7	3,301	81.99%	4,026
ADD: 5 Total	212	212	73	38	45	14	52	24,829	49.87%	49,787

ADD / Facility	Licensed Beds	Beds In Operation	Beginning Census	Admissions	Discharges	Deaths	Ending Census	Total Patient Days	Occupancy Percentage	Potential Patient Days
ADD:6										
BULLITT										
Colonial House of Shepherdsville	62	62	61	11	10	1	61	22,326	98.39%	22,692
Sanders Ridge Health Campus	41	41	0	26	9	0	17	2,355	32.45%	7,257
BULLITT County	103	103	61	37	19	1	78	24,681	82.41%	29,949
Total:										
JEFFERSON										
Anthology of Louisville	101	101	45	53	19	20	59	20,781	56.22%	36,966
Barton House of Louisville 1	20	20	19	16	11	8	16	6,588	90.00%	7,320
Belmont Village	128	0	103	35	29	30	79	28,914	61.72%	46,848
Brookdale Stonestreet	20	19	17	16	9	6	18	6,430	87.84%	7,320
Dominion Senior Living of Louisville	80	61	0	91	32	8	51	11,264	65.79%	17,120
Eastern Star Home in KY	24	24	7	9	7	3	6	3,023	34.41%	8,784
Episcopal Church Home	127	83	56	30	63	1	22	13,788	29.66%	46,482
Forest Hills Commons	144	144	99	47	54	2	90	37,553	71.25%	52,704
Forest Springs Health Campus	37	37	31	14	25	0	20	9,935	73.57%	13,505
Glen Ridge Health Campus	26	21	21	7	10	2	16	6,969	73.23%	9,516
Hallmark House Louisville II	32	32	17	7	6	4	14	8,784	75.00%	11,712
Heartsong Memory Care	36	36	25	16	21	8	12	5,945	45.12%	13,176
Little Sisters of the Poor	15	15	14	2	5	0	11	4,896	89.18%	5,490
Louisville Protestant Altenheim	30	30	20	2	1	3	18	6,800	61.93%	10,980

ADD / Facility	Licensed Beds	Beds In Operation	Beginning Census	Admissions	Discharges	Deaths	Ending Census	Total Patient Days	Occupancy Percentage	Potential Patient Days
Masonic Home of Louisville	102	102	48	14	21	4	37	16,209	43.42%	37,332
Morning Pointe Of Louisville At South Hurstbourne	80	80	60	38	19	16	63	23,058	78.75%	29,280
Nazareth Home	50	50	47	26	27	7	39	15,276	83.48%	18,300
Nazareth Home Clifton	31	31	12	12	16	0	8	3,440	30.32%	11,346
Park Louisville	64	64	38	36	3	24	47	17,070	72.87%	23,424
Parrs Rest Home	91	91	62	13	16	9	50	20,830	62.71%	33,215
Rose Anna Hughes Home/Westminster	57	52	43	7	7	5	38	15,578	80.31%	19,398
Storypoint Prospect	65	65	43	24	36	2	29	11,492	48.31%	23,790
Sunrise of Louisville	94	94	78	19	4	28	65	25,850	75.14%	34,404
Symphony at Valley Farms	90	80	71	28	31	16	52	19,389	58.86%	32,940
The Enclave of East Louisville	102	80	77	28	33	21	51	29,224	78.28%	37,332
The Forum at Brookside	24	24	23	2	4	2	19	7,265	82.71%	8,784
The Lantern At Morning Pointe (Louisville)	44	44	24	28	15	11	26	9,955	61.82%	16,104
The Legacy at English Station	65	60	50	31	21	16	44	19,456	81.78%	23,790
Treyton Oaks Towers	40	40	39	9	25	2	21	9,794	66.90%	14,640
Wesley Manor	39	29	29	18	22	6	19	9,237	64.71%	14,274
Westport Place Health Campus	26	26	21	14	11	3	21	7,473	78.53%	9,516
Wickshire Blankenbaker	99	43	32	23	9	3	43	15,738	43.43%	36,234
JEFFERSON County Total:	1,983	1,678	1,271	715	612	270	1,104	448,004	62.92%	712,026
SHELBY										
Colonial Hall Manor	57	57	57	27	28	0	56	19,813	94.97%	20,862

ADD / Facility	Licensed Beds	Beds In Operation	Beginning Census	Admissions	Discharges	Deaths	Ending Census	Total Patient Days	Occupancy Percentage	Potential Patient Days
Masonic Home of Shelbyville	28	28	26	21	23	2	22	8,426	82.22%	10,248
SHELBY County Total:	85	85	83	48	51	2	78	28,239	90.77%	31,110
ADD: 6 Total	2,171	1,866	1,415	800	682	273	1,260	500,924	64.80%	773,085
ADD:7										
BOONE										
Colonial Gardens	80	80	70	39	24	11	74	26,352	90.00%	29,280
Dominion Senior Living of Florence	84	84	51	44	29	6	60	20,138	65.50%	30,744
BOONE County Total:	164	164	121	83	53	17	134	46,490	77.45%	60,024
CAMPBELL										
Carmel Manor	80	24	15	3	12	0	6	3,563	12.17%	29,280
The Seasons at Alexandria	66	66	35	20	28	2	25	11,879	49.31%	24,090
CAMPBELL County Total:	146	90	50	23	40	2	31	15,442	28.93%	53,370
CARROLL										
Carrollton Manor	32	32	30	7	6	0	31	11,040	94.26%	11,712
Valley Haven Rest Home	45	45	44	3	4	2	41	15,006	91.11%	16,470
CARROLL County Total:	77	77	74	10	10	2	72	26,046	92.42%	28,182
GRANT										
Jonesville Rest Home	26	26	23	6	6	0	23	8,596	90.33%	9,516
GRANT County Total:	26	26	23	6	6	0	23	8,596	90.33%	9,516
KENTON										
Charter Senior Living of Edgewood	113	95	72	49	29	31	61	22,426	54.22%	41,358
Covington Ladies Home	32	24	16	6	4	0	18	6,223	53.13%	11,712
Emerald Trace	20	20	18	2	9	2	9	3,336	45.57%	7,320

ADD / Facility	Licensed Beds	Beds In Operation	Beginning Census	Admissions	Discharges	Deaths	Ending Census	Total Patient Days	Occupancy Percentage	Potential Patient Days
Ivy Knoll	45	45	26	36	24	12	26	10,273	62.37%	16,470
Madonna Manor	24	24	23	23	25	3	18	7,091	80.73%	8,784
Regency Manor	59	59	56	27	27	0	56	20,451	94.71%	21,594
Regency Manor North	30	30	29	6	5	0	30	10,834	98.67%	10,980
St Charles Care Center	32	32	24	21	21	1	23	7,901	67.46%	11,712
KENTON County Total:	355	329	264	170	144	49	241	88,535	68.14%	129,930
PENDLETON										
Falmouth Personal Care Home	27	26	26	9	17	0	18	9,516	96.30%	9,882
The Front Gate	19	19	19	4	5	0	18	6,923	99.55%	6,954
PENDLETON County Total:	46	45	45	13	22	0	36	16,439	97.64%	16,836
ADD: 7 Total	814	731	577	305	275	70	537	201,548	67.67%	297,858
ADD:9										
MENIFEE										
Edgewood Estates	8	8	6	0	2	0	4	1,894	64.69%	2,928
MENIFEE County Total:	8	8	6	0	2	0	4	1,894	64.69%	2,928
MONTGOMERY										
Regency Memory Care	26	26	17	19	23	0	13	5,701	59.91%	9,516
MONTGOMERY County Total:	26	26	17	19	23	0	13	5,701	59.91%	9,516
MORGAN										
West Liberty Nursing and Rehabilitation Center	2	2	2	1	1	0	2	634	86.61%	732
MORGAN County Total:	2	2	2	1	1	0	2	634	86.61%	732
ADD: 9 Total	36	36	25	20	26	0	19	8,229	62.45%	13,176

ADD:10

BOYD

ADD / Facility	Licensed Beds	Beds In Operation	Beginning Census	Admissions	Discharges	Deaths	Ending Census	Total Patient Days	Occupancy Percentage	Potential Patient Days
Artrips Personal Care Home	22	22	18	4	4	0	18	6,588	81.82%	8,052
Hamiltons Personal Care Home	22	18	16	0	1	0	15	5,531	68.69%	8,052
Kings Daughters And Sons Home	36	36	29	15	13	3	28	12,936	98.18%	13,176
BOYD County Total:	80	76	63	19	18	3	61	25,055	85.57%	29,280
GREENUP										
Frasures Personal Care Home	61	61	57	15	15	0	57	20,496	91.80%	22,326
Morning Pointe Of Russell	58	58	45	19	25	1	38	13,908	65.52%	21,228
Russell Convalescent Home	28	28	26	13	12	0	27	9,746	95.10%	10,248
The Lantern At Morning Pointe Alzheimers and Memory Care	44	44	42	20	17	8	37	13,542	84.09%	16,104
Trinity Station Retirement Community	30	30	24	22	15	10	21	6,776	61.71%	10,980
GREENUP County Total:	221	221	194	89	84	19	180	64,468	79.70%	80,886
LAWRENCE										
The Jordan Center	6	6	1	0	1	0	0	221	10.06%	2,196
LAWRENCE County Total:	6	6	1	0	1	0	0	221	10.06%	2,196
ADD: 10 Total	307	303	258	108	103	22	241	89,744	79.87%	112,362
ADD:11										
JOHNSON										
Venture Home of Paintsville	65	65	65	58	57	1	65	23,210	97.56%	23,790
JOHNSON County Total:	65	65	65	58	57	1	65	23,210	97.56%	23,790
MAGOFFIN										

ADD / Facility	Licensed Beds	Beds In Operation	Beginning Census	Admissions	Discharges	Deaths	Ending Census	Total Patient Days	Occupancy Percentage	Potential Patient Days
Salyersville Nursing and Rehabilitation Center	1	0	0	0	0	0	0	0	0.00%	366
MAGOFFIN County Total:	1	0	0	0	0	0	0	0	0.00%	366
PIKE										
Good Shepherd Community Nursing Center	0	0	0	0	0	0	0	0	0.00%	0
PIKE County Total:	0	0	0	0	0	0	0	0	0.00%	0
ADD: 11 Total	66	65	65	58	57	1	65	23,210	96.08%	24,156
ADD:12										
KNOTT										
Golden Years Rest Home	84	84	82	34	37	1	78	29,930	97.35%	30,744
KNOTT County Total:	84	84	82	34	37	1	78	29,930	97.35%	30,744
OWSLEY										
Owsley County Health Care Center	4	4	0	0	0	0	0	0	0.00%	1,464
OWSLEY County Total:	4	4	0	0	0	0	0	0	0.00%	1,464
ADD: 12 Total	88	88	82	34	37	1	78	29,930	92.93%	32,208
ADD:13										
BELL										
Generations Center of Middlesboro	64	64	61	25	27	0	59	21,594	92.19%	23,424
BELL County Total:	64	64	61	25	27	0	59	21,594	92.19%	23,424
HARLAN										
The Laurels	82	80	68	3	10	1	60	21,960	73.17%	30,012
HARLAN County Total:	82	80	68	3	10	1	60	21,960	73.17%	30,012
KNOX										
Christian Health Center - Corbin	2	2	1	1	1	0	1	361	49.32%	732

ADD / Facility	Licensed Beds	Beds In Operation	Beginning Census	Admissions	Discharges	Deaths	Ending Census	Total Patient Days	Occupancy Percentage	Potential Patient Days
KNOX County Total:	2	2	1	1	1	0	1	361	49.32%	732
ADD: 13 Total	148	146	130	29	38	1	120	43,915	81.07%	54,168
ADD:14										
MCCREARY										
Cumberland Manor Rest Home	49	49	48	19	16	5	46	16,106	89.81%	17,934
MCCREARY County Total:	49	49	48	19	16	5	46	16,106	89.81%	17,934
PULASKI										
Bluegrass Senior Living Somerset	72	72	0	33	7	3	23	5,009	21.88%	22,896
Crestview Personal Care	30	30	28	12	12	0	28	9,102	82.90%	10,980
Somerview Personal Care Home	50	50	41	13	53	1	0	14,357	78.45%	18,300
PULASKI County Total:	152	152	69	58	72	4	51	28,468	54.56%	52,176
TAYLOR										
Bluegrass Way	24	12	12	4	10	4	2	2,667	99.22%	2,688
TAYLOR County Total:	24	12	12	4	10	4	2	2,667	99.22%	2,688
WAYNE										
Dishman Personal Care Home	49	49	34	14	11	0	37	13,122	73.17%	17,934
Hicks Golden Years Nursing Home	1	1	1	0	0	0	1	366	100.00%	366
WAYNE County Total:	50	50	35	14	11	0	38	13,488	73.70%	18,300
ADD: 14 Total	275	263	164	95	109	13	137	60,729	66.66%	91,098
ADD:15										
BOURBON										
Bourbon Heights	10	9	7	5	6	0	6	2,761	83.82%	3,294
BOURBON County Total:	10	9	7	5	6	0	6	2,761	83.82%	3,294

ADD / Facility	Licensed Beds	Beds In Operation	Beginning Census	Admissions	Discharges	Deaths	Ending Census	Total Patient Days	Occupancy Percentage	Potential Patient Days
BOYLE										
McDowell Place of Danville	12	12	9	19	17	3	8	3,005	68.42%	4,392
Morning Pointe of Danville	66	66	55	30	21	9	55	21,960	90.91%	24,156
BOYLE County Total:	78	78	64	49	38	12	63	24,965	87.45%	28,548
ESTILL										
Irvine Nursing and Rehabilitation	2	2	2	0	2	0	0	505	68.99%	732
ESTILL County Total:	2	2	2	0	2	0	0	505	68.99%	732
FAYETTE										
Cedarhurst of Beaumont	130	104	88	29	25	19	73	21,120	55.49%	38,064
Central Ky Recovery Center Unit 1	16	16	12	12	24	0	0	3,672	71.27%	5,152
Central KY Recovery Center Unit 2	16	16	11	21	21	0	11	4,341	74.13%	5,856
Lantern at Morning Pointe Alz and Memory Care	50	44	42	29	19	17	35	14,640	80.00%	18,300
Legacy Reserve at Fritz Farm	53	53	53	29	45	2	35	12,810	92.11%	13,908
Lexington Country Place	22	22	18	25	26	0	17	5,919	73.51%	8,052
Mayfair Village Retirement Center	24	24	15	6	7	0	14	5,273	60.03%	8,784
Morning Pointe of Lexington	80	80	56	32	21	15	52	19,032	65.00%	29,280
Morning Pointe of Lexington East	56	0	49	31	12	18	50	18,300	89.29%	20,496

ADD / Facility	Licensed Beds	Beds In Operation	Beginning Census	Admissions	Discharges	Deaths	Ending Census	Total Patient Days	Occupancy Percentage	Potential Patient Days
Richmond Place Senior Living	81	81	63	45	42	10	56	24,500	82.64%	29,646
Signature Healthcare At Tanbark Rehab	62	62	44	9	20	8	25	12,223	53.86%	22,692
The Breckinridge	26	24	21	5	4	6	16	6,498	68.46%	9,491
The Legacy at the Willows	25	25	18	25	16	5	22	7,102	77.62%	9,150
The Villa at Chevy Chase	0	0	0	0	0	0	0	0	0.00%	0
The Willows at Fritz Farm	31	31	21	13	18	1	15	6,710	59.14%	11,346
The Willows at Hamburg	39	39	31	28	30	4	25	10,084	70.65%	14,274
Willows at Citation	34	34	27	15	18	3	21	9,801	78.76%	12,444
FAYETTE County Total:	745	655	569	354	348	108	467	182,025	70.84%	256,935
FRANKLIN										
Dominion Senior Living of Frankfort	84	84	53	10	2	11	50	30,660	99.73%	30,744
Morning Pointe of Frankfort	48	48	46	21	9	10	48	16,902	96.21%	17,568
The Lantern at Morning Pointe of Frankfort	42	38	35	29	9	15	40	13,176	85.71%	15,372
FRANKLIN County Total:	174	170	134	60	20	36	138	60,738	95.37%	63,684
HARRISON										
Cedar Ridge Health Campus	28	39	31	14	21	1	21	9,553	66.93%	14,274
Parkside Manor	51	51	49	30	28	0	51	17,732	95.00%	18,666
Shady Lawn Home	75	0	75	18	17	1	75	27,066	98.60%	27,450
HARRISON County Total:	154	90	155	62	66	2	147	54,351	90.00%	60,390

ADD / Facility	Licensed Beds	Beds In Operation	Beginning Census	Admissions	Discharges	Deaths	Ending Census	Total Patient Days	Occupancy Percentage	Potential Patient Days
JESSAMINE										
Bridgepointe At Ashgrove Woods	78	72	52	24	24	11	41	19,032	66.67%	28,548
Rose Terrace Lodge	40	40	40	4	6	0	38	13,934	95.18%	14,640
Wesley Village	28	22	19	7	5	0	21	7,610	74.26%	10,248
JESSAMINE County Total:	146	134	111	35	35	11	100	40,576	75.93%	53,436
LINCOLN										
Waynesburg Manor	28	28	28	4	4	0	28	9,870	96.31%	10,248
LINCOLN County Total:	28	28	28	4	4	0	28	9,870	96.31%	10,248
MADISON										
Dominion Senior Living of Richmond	84	84	45	44	32	16	41	17,076	55.54%	30,744
Morning Pointe of Richmond	48	48	36	17	3	10	40	14,525	82.91%	17,520
Telford Terrace	14	14	12	2	6	0	8	3,443	67.19%	5,124
MADISON County Total:	146	146	93	63	41	26	89	35,044	65.64%	53,388
MERCER										
The Willows at Harrodsburg	36	36	25	23	22	2	20	7,320	55.56%	13,176
MERCER County Total:	36	36	25	23	22	2	20	7,320	55.56%	13,176
POWELL										
Stanton Nursing and Rehabilitation Center	1	1	1	0	1	0	0	336	91.80%	366
POWELL County Total:	1	1	1	0	1	0	0	336	91.80%	366
SCOTT										
The Meadows At Windsor Gardens	19	19	12	6	12	1	5	3,487	50.14%	6,954
SCOTT County Total:	19	19	12	6	12	1	5	3,487	50.14%	6,954
WOODFORD										

ADD / Facility	Licensed Beds	Beds In Operation	Beginning Census	Admiss-ions	Discharges	Deaths	Ending Census	Total Patient Days	Occupancy Percentage	Potential Patient Days
Taylor Manor Nursing Home	24	24	4	2	3	0	3	1,649	18.77%	8,784
The Homeplace At Midway	7	7	12	4	9	1	6	3,600	95.26%	3,779
WOODFORD County Total:	31	31	16	6	12	1	9	5,249	41.78%	12,563
ADD: 15 Total	1,570	1,399	1,217	667	607	199	1,072	427,227	75.79%	563,714
Statewide Total	7,479	6,826	5,410	2,797	2,683	622	4,896	1,899,840	71.33%	2,663,302

2020 ANNUAL KENTUCKY LONG TERM CARE UTILIZATION AND SERVICE REPORT

Table 2A - Personal Care Bed Resident Census by CMHC* Region and Percent of SMI**

CMHC Region / County / Facility	Licensed PC Beds	Total PC Residents	Total PC Residents With SMI	Total PC Residents With SMI Receiving State Supp	Percent of Residents With SMI
Adanta					
MCCREARY					
Cumberland Manor Rest Home	49	67	64	62	95.52%
MCCREARY County Total:	49	67	64	62	95.52%
PULASKI					
Crestview Personal Care	30	40	18	17	45.00%
Somerview Personal Care Home	50	54	32	32	59.26%
Bluegrass Senior Living Somerset	72	33	0	0	0.00%
PULASKI County Total:	152	127	50	49	39.37%
WAYNE					
Dishman Personal Care Home	49	48	47	47	97.92%
Hicks Golden Years Nursing Home	1	1	1	1	100.00%
WAYNE County Total:	50	49	48	48	97.96%
Adanta CMHC Total:	251	243	162	159	66.67%
Bluegrass					
BOURBON					
Bourbon Heights	10	12	0	0	0.00%
BOURBON County Total:	10	12	0	0	0.00%
BOYLE					
McDowell Place of Danville	12	28	0	0	0.00%
Morning Pointe of Danville	66	85	0	0	0.00%
BOYLE County Total:	78	113	0	0	0.00%
ESTILL					
Irvine Nursing and Rehabilitation	2	2	1	1	50.00%
ESTILL County Total:	2	2	1	1	50.00%

*CMHC - Community Mental Health Center

**SMI - Severe Mental Illness

CMHC Region / County / Facility	Licensed PC Beds	Total PC Residents	Total PC Residents With SMI	Total PC Residents With SMI Receiving State Supp	Percent of Residents With SMI
FAYETTE					
Legacy Reserve at Fritz Farm	53	82	0	0	0.00%
Mayfair Village Retirement Center	24	21	0	0	0.00%
Richmond Place Senior Living	81	108	0	0	0.00%
Lexington Country Place	22	43	0	0	0.00%
Signature Healthcare At Tanbark Rehab	62	53	0	0	0.00%
The Breckinridge	26	26	0	0	0.00%
Morning Pointe of Lexington	80	88	0	0	0.00%
The Willows at Hamburg	39	59	0	0	0.00%
Lantern at Morning Pointe Alz and Memory Care	50	71	0	0	0.00%
Central Ky Recovery Center Unit 1	16	24	24	19	100.00%
Central KY Recovery Center Unit 2	16	32	32	21	100.00%
Morning Pointe of Lexington East	56	80	0	0	0.00%
The Legacy at the Willows	25	43	0	0	0.00%
Willows at Citation	34	42	0	0	0.00%
The Willows at Fritz Farm	31	34	0	0	0.00%
Cedarhurst of Beaumont	130	117	0	0	0.00%
FAYETTE County Total:	745	923	56	40	6.07%
FRANKLIN					
Dominion Senior Living of Frankfort	84	63	0	0	0.00%
The Lantern at Morning Pointe of Frankfort	42	64	0	0	0.00%
Morning Pointe of Frankfort	48	67	0	0	0.00%
FRANKLIN County Total:	174	194	0	0	0.00%
HARRISON					
Cedar Ridge Health Campus	28	45	0	0	0.00%
Parkside Manor	51	79	34	33	43.04%
Shady Lawn Home	75	93	48	46	51.61%
HARRISON County Total:	154	217	82	79	37.79%

*CMHC - Community Mental Health Center

**SMI - Severe Mental Illness

CMHC Region / County / Facility	Licensed PC Beds	Total PC Residents	Total PC Residents With SMI	Total PC Residents With SMI Receiving State Supp	Percent of Residents With SMI
JESSAMINE					
Rose Terrace Lodge	40	44	42	30	95.45%
Wesley Village	28	26	0	0	0.00%
Bridgepointe At Ashgrove Woods	78	76	0	0	0.00%
JESSAMINE County Total:	146	146	42	30	28.77%
LINCOLN					
Waynesburg Manor	28	32	26	21	81.25%
LINCOLN County Total:	28	32	26	21	81.25%
MADISON					
Dominion Senior Living of Richmond	84	89	0	0	0.00%
Morning Pointe of Richmond	48	53	0	0	0.00%
Telford Terrace	14	14	1	0	7.14%
MADISON County Total:	146	156	1	0	0.64%
MERCER					
The Willows at Harrodsburg	36	48	0	0	0.00%
MERCER County Total:	36	48	0	0	0.00%
POWELL					
Stanton Nursing and Rehabilitation Center	1	1	1	1	100.00%
POWELL County Total:	1	1	1	1	100.00%
SCOTT					
The Meadows At Windsor Gardens	19	18	0	0	0.00%
SCOTT County Total:	19	18	0	0	0.00%
WOODFORD					
Taylor Manor Nursing Home	24	6	0	0	0.00%
The Homeplace At Midway	7	16	0	0	0.00%
WOODFORD County Total:	31	22	0	0	0.00%
Bluegrass CMHC Total:	1,570	1,884	209	172	11.09%
Communicare					
GRAYSON					
Grayson Nursing and Rehabilitation	30	22	8	3	36.36%

*CMHC - Community Mental Health Center

**SMI - Severe Mental Illness

CMHC Region / County / Facility	Licensed PC Beds	Total PC Residents	Total PC Residents With SMI	Total PC Residents With SMI Receiving State Supp	Percent of Residents With SMI
GRAYSON County Total:	30	22	8	3	36.36%
HARDIN					
Signature Healthcare at North Hardin Rehab	16	0	0	0	0.00%
HARDIN County Total:	16	0	0	0	0.00%
MARION					
Loretto Motherhouse Infirmary	30	23	6	3	26.09%
The Village of Lebanon II	10	9	0	0	0.00%
MARION County Total:	40	32	6	3	18.75%
NELSON					
Windsor Gardens CCRC	32	37	0	0	0.00%
Cooper Trail Senior Living	83	5	0	0	0.00%
NELSON County Total:	115	42	0	0	0.00%
WASHINGTON					
Sansbury Care Center	11	15	0	0	0.00%
WASHINGTON County Total:	11	15	0	0	0.00%
Communicare CMHC Total:	212	111	14	6	12.61%
Cumberland River					
BELL					
Generations Center of Middlesboro	64	86	86	82	100.00%
BELL County Total:	64	86	86	82	100.00%
HARLAN					
The Laurels	82	71	60	60	84.51%
HARLAN County Total:	82	71	60	60	84.51%
KNOX					
Christian Health Center - Corbin	2	2	2	2	100.00%
KNOX County Total:	2	2	2	2	100.00%
Cumberland River CMHC Total:	148	159	148	144	93.08%
Four Rivers					

*CMHC - Community Mental Health Center

**SMI - Severe Mental Illness

CMHC Region / County / Facility	Licensed PC Beds	Total PC Residents	Total PC Residents With SMI	Total PC Residents With SMI Receiving State Supp	Percent of Residents With SMI
CALLOWAY					
Fern Terrace of Murray	103	105	38	27	36.19%
Gardens At Hickory Woods	22	18	0	0	0.00%
CALLOWAY County Total:	125	123	38	27	30.89%
CARLISLE					
Countryside Center	8	12	4	4	33.33%
CARLISLE County Total:	8	12	4	4	33.33%
GRAVES					
Fern Terrace of Mayfield	140	193	164	161	84.97%
GRAVES County Total:	140	193	164	161	84.97%
HICKMAN					
Clinton Place	10	8	0	0	0.00%
Clinton Hickman County Nursing Facility	10	8	0	0	0.00%
HICKMAN County Total:	20	16	0	0	0.00%
MCCRACKEN					
Gaither Suites at West Park	29	36	0	0	0.00%
MCCRACKEN County Total:	29	36	0	0	0.00%
Four Rivers CMHC Total:	322	380	206	192	54.21%
Kentucky River					
KNOTT					
Golden Years Rest Home	84	116	116	22	100.00%
KNOTT County Total:	84	116	116	22	100.00%
OWSLEY					
Owsley County Health Care Center	4	0	0	0	0.00%
OWSLEY County Total:	4	0	0	0	0.00%
Kentucky River CMHC Total:	88	116	116	22	100.00%
LifeSkills					
ALLEN					

*CMHC - Community Mental Health Center

**SMI - Severe Mental Illness

CMHC Region / County / Facility	Licensed PC Beds	Total PC Residents	Total PC Residents With SMI	Total PC Residents With SMI Receiving State Supp	Percent of Residents With SMI
Cornerstone Manor	36	59	47	45	79.66%
Scottsville Manor	40	41	40	24	97.56%
ALLEN County Total:	76	100	87	69	87.00%
BARREN					
NHC HealthCare, Glasgow	12	1	0	0	0.00%
BARREN County Total:	12	1	0	0	0.00%
EDMONSON					
Edmonson Center	12	6	0	0	0.00%
EDMONSON County Total:	12	6	0	0	0.00%
HART					
Hart County Manor	54	60	40	40	66.67%
HART County Total:	54	60	40	40	66.67%
METCALFE					
Harpers Home for the Aged	27	28	0	0	0.00%
Metcalfe Health Care Center	13	21	0	0	0.00%
METCALFE County Total:	40	49	0	0	0.00%
SIMPSON					
Lewis Memorial Methodist Home	23	28	16	3	57.14%
SIMPSON County Total:	23	28	16	3	57.14%
WARREN					
Christian Health Center, Bowling Green	50	86	0	0	0.00%
Fern Terrace of Bowling Green	114	154	129	115	83.77%
The Haven At Massey Springs	18	23	2	0	8.70%
WARREN County Total:	182	263	131	115	49.81%
LifeSkills CMHC Total:	399	507	274	227	54.04%
Mountain					
JOHNSON					
Venture Home of Paintsville	65	123	123	122	100.00%
JOHNSON County Total:	65	123	123	122	100.00%

*CMHC - Community Mental Health Center

**SMI - Severe Mental Illness

CMHC Region / County / Facility	Licensed PC Beds	Total PC Residents	Total PC Residents With SMI	Total PC Residents With SMI Receiving State Supp	Percent of Residents With SMI
MAGOFFIN					
Salyersville Nursing and Rehabilitation Center	1	0	0	0	0.00%
MAGOFFIN County Total:	1	0	0	0	0.00%
Mountain CMHC Total:	66	123	123	122	100.00%
NorthKey					
BOONE					
Dominion Senior Living of Florence	84	95	0	0	0.00%
Colonial Gardens	80	109	0	0	0.00%
BOONE County Total:	164	204	0	0	0.00%
CAMPBELL					
The Seasons at Alexandria	66	55	0	0	0.00%
Carmel Manor	80	18	5	0	27.78%
CAMPBELL County Total:	146	73	5	0	6.85%
CARROLL					
Carrollton Manor	32	37	35	25	94.59%
Valley Haven Rest Home	45	47	47	33	100.00%
CARROLL County Total:	77	84	82	58	97.62%
GRANT					
Jonesville Rest Home	26	29	29	26	100.00%
GRANT County Total:	26	29	29	26	100.00%
KENTON					
Regency Manor North	30	35	13	11	37.14%
Ivy Knoll	45	62	1	0	1.61%
Charter Senior Living of Edgewood	113	121	0	0	0.00%
Covington Ladies Home	32	22	0	0	0.00%
Madonna Manor	24	46	1	0	2.17%
Regency Manor	59	83	15	8	18.07%
St Charles Care Center	32	45	0	0	0.00%
Emerald Trace	20	20	0	0	0.00%

*CMHC - Community Mental Health Center

**SMI - Severe Mental Illness

CMHC Region / County / Facility	Licensed PC Beds	Total PC Residents	Total PC Residents With SMI	Total PC Residents With SMI Receiving State Supp	Percent of Residents With SMI
KENTON County Total:	355	434	30	19	6.91%
PENDLETON					
Falmouth Personal Care Home	27	35	29	29	82.86%
The Front Gate	19	23	0	0	0.00%
PENDLETON County Total:	46	58	29	29	50.00%
NorthKey CMHC Total:	814	882	175	132	19.84%
Pathways					
BOYD					
Artrips Personal Care Home	22	0	0	0	0.00%
Hamiltons Personal Care Home	22	16	16	11	100.00%
Kings Daughters And Sons Home	36	44	0	0	0.00%
BOYD County Total:	80	60	16	11	26.67%
GREENUP					
Morning Pointe Of Russell	58	64	1	0	1.56%
Trinity Station Retirement Community	30	46	0	0	0.00%
Frasures Personal Care Home	61	72	72	69	100.00%
Russell Convalescent Home	28	39	39	38	100.00%
The Lantern At Morning Pointe Alzheimers and Memory Care	44	62	1	0	1.61%
GREENUP County Total:	221	283	113	107	39.93%
LAWRENCE					
The Jordan Center	6	1	0	0	0.00%
LAWRENCE County Total:	6	1	0	0	0.00%
MENIFEE					
Edgewood Estates	8	6	0	0	0.00%
MENIFEE County Total:	8	6	0	0	0.00%
MONTGOMERY					
Regency Memory Care	26	36	0	0	0.00%
MONTGOMERY County Total:	26	36	0	0	0.00%

*CMHC - Community Mental Health Center

**SMI - Severe Mental Illness

CMHC Region / County / Facility	Licensed PC Beds	Total PC Residents	Total PC Residents With SMI	Total PC Residents With SMI Receiving State Supp	Percent of Residents With SMI
MORGAN					
West Liberty Nursing and Rehabilitation Center	2	3	0	0	0.00%
MORGAN County Total:	2	3	0	0	0.00%
Pathways CMHC Total:	343	389	129	118	33.16%
Pennyroyal					
CALDWELL					
Highland Homes, Inc.	100	116	115	112	99.14%
CALDWELL County Total:	100	116	115	112	99.14%
CHRISTIAN					
Christian County Manor	78	65	44	38	67.69%
Christian Health Center, Hopkinsville	2	4	0	0	0.00%
Pennyrile Home	94	97	82	59	84.54%
CHRISTIAN County Total:	174	166	126	97	75.90%
CRITTENDEN					
Crittenden County Health and Rehabilitation Center	4	0	0	0	0.00%
CRITTENDEN County Total:	4	0	0	0	0.00%
HOPKINS					
The Homestead	64	78	77	75	98.72%
The Oaks PCH/Madisonville	58	48	48	46	100.00%
HOPKINS County Total:	122	126	125	121	99.21%
MUHLENBERG					
Greenville Nursing and Rehabilitation	14	12	10	6	83.33%
Sparks Nursing Center	88	107	16	12	14.95%
MUHLENBERG County Total:	102	119	26	18	21.85%
TRIGG					
Better Senior Living	66	68	40	33	58.82%

*CMHC - Community Mental Health Center

**SMI - Severe Mental Illness

CMHC Region / County / Facility	Licensed PC Beds	Total PC Residents	Total PC Residents With SMI	Total PC Residents With SMI Receiving State Supp	Percent of Residents With SMI
TRIGG County Total:	66	68	40	33	58.82%
Pennyroyal CMHC Total:	568	595	432	381	72.61%
River Valley					
DAVIESS					
Rosedale Rest Home	50	45	45	43	100.00%
Carmel Home	79	96	0	0	0.00%
Davco Rest Home	92	163	160	148	98.16%
Fern Terrace of Owensboro	68	78	57	46	73.08%
Owensboro Center	39	19	19	13	100.00%
DAVIESS County Total:	328	401	281	250	70.07%
HANCOCK					
The Oaks PCH/Lewisport	56	69	69	68	100.00%
HANCOCK County Total:	56	69	69	68	100.00%
HENDERSON					
Henderson Manor	64	39	31	28	79.49%
HENDERSON County Total:	64	39	31	28	79.49%
MCLEAN					
Sunny Acres	32	29	27	22	93.10%
MCLEAN County Total:	32	29	27	22	93.10%
OHIO					
Beaver Dam Nursing and Rehab Center	23	27	6	4	22.22%
OHIO County Total:	23	27	6	4	22.22%
River Valley CMHC Total:	503	565	414	372	73.27%
Seven Counties					
BULLITT					
Colonial House of Shepherdsville	62	72	49	49	68.06%
Sanders Ridge Health Campus	41	26	0	0	0.00%
BULLITT County Total:	103	98	49	49	50.00%

*CMHC - Community Mental Health Center

**SMI - Severe Mental Illness

CMHC Region / County / Facility	Licensed PC Beds	Total PC Residents	Total PC Residents With SMI	Total PC Residents With SMI Receiving State Supp	Percent of Residents With SMI
JEFFERSON					
Storypoint Prospect	65	67	5	0	7.46%
Symphony at Valley Farms	90	99	0	0	0.00%
Anthology of Louisville	101	98	0	0	0.00%
Hallmark House Louisville II	32	24	24	0	100.00%
Westport Place Health Campus	26	35	0	0	0.00%
Sunrise of Louisville	94	97	2	0	2.06%
Brookdale Stonestreet	20	33	0	0	0.00%
Park Louisville	64	74	0	0	0.00%
Barton House of Louisville 1	20	35	0	0	0.00%
Belmont Village	128	138	0	0	0.00%
Eastern Star Home in KY	24	16	4	0	25.00%
Wickshire Blankenbaker	99	55	0	0	0.00%
Episcopal Church Home	127	86	0	0	0.00%
Glen Ridge Health Campus	26	28	0	0	0.00%
Little Sisters of the Poor	15	16	0	0	0.00%
Louisville Protestant Altenheim	30	22	1	0	4.55%
Masonic Home of Louisville	102	62	32	4	51.61%
Nazareth Home	50	73	39	0	53.42%
Parrs Rest Home	91	75	1	0	1.33%
Nazareth Home Clifton	31	24	5	4	20.83%
The Forum at Brookside	24	25	0	0	0.00%
Treyton Oaks Towers	40	48	7	0	14.58%
Wesley Manor	39	47	0	0	0.00%
The Enclave of East Louisville	102	105	0	0	0.00%
Heartsong Memory Care	36	41	2	0	4.88%
Forest Springs Health Campus	37	45	13	0	28.89%
Morning Pointe Of Louisville At South Hurstbourne	80	98	7	0	7.14%
Rose Anna Hughes Home/Westminster	57	50	0	0	0.00%
Forest Hills Commons	144	146	0	0	0.00%
The Legacy at English Station	65	81	1	0	1.23%

*CMHC - Community Mental Health Center

**SMI - Severe Mental Illness

CMHC Region / County / Facility	Licensed PC Beds	Total PC Residents	Total PC Residents With SMI	Total PC Residents With SMI Receiving State Supp	Percent of Residents With SMI
The Lantern At Morning Pointe (Louisville)	44	52	0	0	0.00%
Dominion Senior Living of Louisville	80	91	2	0	2.20%
JEFFERSON County Total:	1,983	1,986	145	8	7.30%
SHELBY					
Colonial Hall Manor	57	84	83	62	98.81%
Masonic Home of Shelbyville	28	47	0	0	0.00%
SHELBY County Total:	85	131	83	62	63.36%
Seven Counties CMHC Total:	2,171	2,215	277	119	12.51%
State Total	7,455	8,169	2,679	2,166	32.79%

*CMHC - Community Mental Health Center

**SMI - Severe Mental Illness

2020 ANNUAL KENTUCKY LONG TERM CARE UTILIZATION AND SERVICE REPORT

Table 2B - Personal Care Bed Resident Census by Age Group and CMHC Region

CMHC Region / County / Facility	18-34		35-64		65-84		85 & Older		Total
	Male	Female	Male	Female	Male	Female	Male	Female	
Adanta									
MCCREARY									
Cumberland Manor Rest Home	1	0	35	19	8	4	0	0	67
MCCREARY County Total:	1	0	35	19	8	4	0	0	67
PULASKI									
Bluegrass Senior Living Somerset	0	0	0	0	6	10	5	12	33
Crestview Personal Care	0	0	2	15	5	17	0	1	40
Somerview Personal Care Home	2	1	23	11	8	9	0	0	54
PULASKI County Total:	2	1	25	26	19	36	5	13	127
WAYNE									
Dishman Personal Care Home	2	2	21	10	8	5	0	0	48
Hicks Golden Years Nursing Home	0	0	0	0	1	0	0	0	1
WAYNE County Total:	2	2	21	10	9	5	0	0	49
Adanta CMHC Region Total:	5	3	81	55	36	45	5	13	243
Bluegrass									
BOURBON									
Bourbon Heights	0	0	0	0	3	4	1	4	12
BOURBON County Total:	0	0	0	0	3	4	1	4	12
BOYLE									
McDowell Place of Danville	0	0	1	2	1	9	5	10	28
Morning Pointe of Danville	0	0	0	0	15	23	14	33	85
BOYLE County Total:	0	0	1	2	16	32	19	43	113
ESTILL									
Irvine Nursing and Rehabilitation	0	0	0	1	0	1	0	0	2
ESTILL County Total:	0	0	0	1	0	1	0	0	2
FAYETTE									
Cedarhurst of Beaumont	0	0	1	0	10	42	10	54	117
Central Ky Recovery Center Unit 1	4	2	10	3	0	5	0	0	24
Central KY Recovery Center Unit 2	6	5	13	6	1	1	0	0	32
Lantern at Morning Pointe Alz and Memory Care	0	0	1	2	23	26	8	11	71
Legacy Reserve at Fritz Farm	0	0	1	0	12	21	19	29	82

CMHC Region / County / Facility	18-34		35-64		65-84		85 & Older		Total
	Male	Female	Male	Female	Male	Female	Male	Female	
Lexington Country Place	0	0	0	1	1	12	6	23	43
Mayfair Village Retirement Center	0	0	0	0	1	3	3	14	21
Morning Pointe of Lexington	0	0	2	1	4	17	11	53	88
Morning Pointe of Lexington East	0	0	0	0	28	16	20	16	80
Richmond Place Senior Living	0	0	2	5	17	32	21	31	108
Signature Healthcare At Tanbark Rehab	0	0	1	0	5	9	5	33	53
The Breckinridge	0	0	1	1	5	8	2	9	26
The Legacy at the Willows	0	0	0	0	7	10	8	18	43
The Willows at Fritz Farm	0	0	0	0	1	6	3	24	34
The Willows at Hamburg	0	0	0	0	4	7	19	29	59
Willows at Citation	0	0	0	1	2	4	5	30	42
FAYETTE County Total:	10	7	32	20	121	219	140	374	923
FRANKLIN									
Dominion Senior Living of Frankfort	0	0	0	1	0	53	9	0	63
Morning Pointe of Frankfort	0	0	1	0	7	11	15	33	67
The Lantern at Morning Pointe of Frankfort	0	0	1	0	10	18	13	22	64
FRANKLIN County Total:	0	0	2	1	17	82	37	55	194
HARRISON									
Cedar Ridge Health Campus	0	0	0	0	1	8	7	29	45
Parkside Manor	0	0	31	17	13	15	2	1	79
Shady Lawn Home	4	0	48	16	18	7	0	0	93
HARRISON County Total:	4	0	79	33	32	30	9	30	217
JESSAMINE									
Bridgepointe At Ashgrove Woods	0	0	0	4	8	14	13	37	76
Rose Terrace Lodge	0	0	7	10	12	14	0	1	44
Wesley Village	0	0	0	0	2	2	8	14	26
JESSAMINE County Total:	0	0	7	14	22	30	21	52	146
LINCOLN									
Waynesburg Manor	0	0	8	6	10	8	0	0	32
LINCOLN County Total:	0	0	8	6	10	8	0	0	32
MADISON									
Dominion Senior Living of Richmond	0	0	0	0	12	7	20	50	89
Morning Pointe of Richmond	0	0	0	0	5	13	10	25	53

CMHC Region / County / Facility	18-34		35-64		65-84		85 & Older		Total
	Male	Female	Male	Female	Male	Female	Male	Female	
MADISON County Total:	0	0	1	0	17	21	33	84	156
MERCER									
The Willows at Harrodsburg	0	0	0	2	4	12	19	11	48
MERCER County Total:	0	0	0	2	4	12	19	11	48
POWELL									
Stanton Nursing and Rehabilitation Center	0	0	0	0	0	1	0	0	1
POWELL County Total:	0	0	0	0	0	1	0	0	1
SCOTT									
The Meadows At Windsor Gardens	0	0	0	1	6	3	4	4	18
SCOTT County Total:	0	0	0	1	6	3	4	4	18
WOODFORD									
Taylor Manor Nursing Home	0	0	0	0	0	1	2	3	6
The Homeplace At Midway	0	0	0	0	2	5	1	8	16
WOODFORD County Total:	0	0	0	0	2	6	3	11	22
Bluegrass CMHC Region Total:	14	7	130	80	250	449	286	668	1,884
Communicare									
GRAYSON									
Grayson Nursing and Rehabilitation	0	0	1	1	3	6	3	8	22
GRAYSON County Total:	0	0	1	1	3	6	3	8	22
HARDIN									
Signature Healthcare at North Hardin Rehab	0	0	0	0	0	0	0	0	0
HARDIN County Total:	0	0	0	0	0	0	0	0	0
MARION									
Loretto Motherhouse Infirmary	0	0	0	0	0	6	0	17	23
The Village of Lebanon II	0	0	0	1	3	2	0	3	9
MARION County Total:	0	0	0	1	3	8	0	20	32
NELSON									
Cooper Trail Senior Living	0	0	0	0	0	0	0	5	5
Windsor Gardens CCRC	0	0	1	1	2	8	5	20	37
NELSON County Total:	0	0	1	1	2	8	5	25	42
WASHINGTON									
Sansbury Care Center	0	0	0	0	0	4	0	11	15
WASHINGTON County Total:	0	0	0	0	0	4	0	11	15

CMHC Region / County / Facility	18-34		35-64		65-84		85 & Older		Total
	Male	Female	Male	Female	Male	Female	Male	Female	
Cumberland River									
BELL									
Generations Center of Middlesboro	86	0	0	0	0	0	0	0	86
BELL County Total:	86	0	0	0	0	0	0	0	86
HARLAN									
The Laurels	0	0	25	12	14	18	0	2	71
HARLAN County Total:	0	0	25	12	14	18	0	2	71
KNOX									
Christian Health Center - Corbin	0	0	0	0	0	2	0	0	2
KNOX County Total:	0	0	0	0	0	2	0	0	2
Cumberland River CMHC Region Total:	86	0	25	12	14	20	0	2	159
Four Rivers									
CALLOWAY									
Fern Terrace of Murray	0	0	8	10	30	42	5	10	105
Gardens At Hickory Woods	0	0	0	0	2	6	0	10	18
CALLOWAY County Total:	0	0	8	10	32	48	5	20	123
CARLISLE									
Countryside Center	0	0	2	3	1	1	3	2	12
CARLISLE County Total:	0	0	2	3	1	1	3	2	12
GRAVES									
Fern Terrace of Mayfield	21	28	69	66	4	5	0	0	193
GRAVES County Total:	21	28	69	66	4	5	0	0	193
HICKMAN									
Clinton Hickman County Nursing Facility	0	0	0	0	1	4	0	3	8
Clinton Place	0	0	0	2	3	2	1	0	8
HICKMAN County Total:	0	0	0	2	4	6	1	3	16
MCCRACKEN									
Gaither Suites at West Park	0	0	0	0	1	9	7	19	36
MCCRACKEN County Total:	0	0	0	0	1	9	7	19	36
Four Rivers CMHC Region Total:	21	28	79	81	42	69	16	44	380
Kentucky River									
KNOTT									
Golden Years Rest Home	25	15	36	30	3	7	0	0	116

CMHC Region / County / Facility	18-34		35-64		65-84		85 & Older		Total
	Male	Female	Male	Female	Male	Female	Male	Female	
OWSLEY									
Owsley County Health Care Center	0	0	0	0	0	0	0	0	0
OWSLEY County Total:	0	0	0	0	0	0	0	0	0
Kentucky River CMHC Region Total:	25	15	36	30	3	7	0	0	116
LifeSkills									
ALLEN									
Cornerstone Manor	2	1	28	10	13	5	0	0	59
Scottsville Manor	2	2	10	13	12	2	0	0	41
ALLEN County Total:	4	3	38	23	25	7	0	0	100
BARREN									
NHC HealthCare, Glasgow	0	0	0	0	0	0	0	1	1
BARREN County Total:	0	0	0	0	0	0	0	1	1
EDMONSON									
Edmonson Center	0	0	1	0	1	4	0	0	6
EDMONSON County Total:	0	0	1	0	1	4	0	0	6
HART									
Hart County Manor	2	4	18	10	14	8	4	0	60
HART County Total:	2	4	18	10	14	8	4	0	60
METCALFE									
Harpers Home for the Aged	0	0	21	1	5	1	0	0	28
Metcalfe Health Care Center	0	0	0	0	12	9	0	0	21
METCALFE County Total:	0	0	21	1	17	10	0	0	49
SIMPSON									
Lewis Memorial Methodist Home	0	0	0	3	0	15	0	10	28
SIMPSON County Total:	0	0	0	3	0	15	0	10	28
WARREN									
Christian Health Center, Bowling Green	0	0	0	0	16	27	9	34	86
Fern Terrace of Bowling Green	3	2	58	46	21	24	0	0	154
The Haven At Massey Springs	0	0	0	0	0	5	6	12	23
WARREN County Total:	3	2	58	46	37	56	15	46	263
LifeSkills CMHC Region Total:	9	9	136	83	94	100	19	57	507

CMHC Region / County / Facility	18-34		35-64		65-84		85 & Older		Total
	Male	Female	Male	Female	Male	Female	Male	Female	
JOHNSON									
Venture Home of Paintsville	13	15	33	29	17	15	0	1	123
JOHNSON County Total:	13	15	33	29	17	15	0	1	123
MAGOFFIN									
Salyersville Nursing and Rehabilitation Center	0	0	0	0	0	0	0	0	0
MAGOFFIN County Total:	0	0	0	0	0	0	0	0	0
Mountain CMHC Region Total:	13	15	33	29	17	15	0	1	123
NorthKey									
BOONE									
Colonial Gardens	0	0	0	0	15	23	13	58	109
Dominion Senior Living of Florence	0	0	0	0	16	43	13	23	95
BOONE County Total:	0	0	0	0	31	66	26	81	204
CAMPBELL									
Carmel Manor	0	0	0	0	1	1	2	14	18
The Seasons at Alexandria	0	0	0	0	2	17	7	29	55
CAMPBELL County Total:	0	0	0	0	3	18	9	43	73
CARROLL									
Carrollton Manor	2	0	17	4	7	5	1	1	37
Valley Haven Rest Home	0	0	13	0	34	0	0	0	47
CARROLL County Total:	2	0	30	4	41	5	1	1	84
GRANT									
Jonesville Rest Home	4	1	18	4	1	1	0	0	29
GRANT County Total:	4	1	18	4	1	1	0	0	29
KENTON									
Charter Senior Living of Edgewood	0	0	0	0	14	19	41	47	121
Covington Ladies Home	0	0	0	1	0	18	0	3	22
Emerald Trace	0	0	0	0	3	5	2	10	20
Ivy Knoll	0	0	2	1	7	15	12	25	62
Madonna Manor	0	0	1	1	5	11	5	23	46
Regency Manor	0	0	11	16	15	38	1	2	83
Regency Manor North	0	0	8	4	14	7	1	1	35
St Charles Care Center	0	0	0	0	3	11	9	22	45
KENTON County Total:	0	0	22	23	61	124	71	133	434
PENDLETON									

CMHC Region / County / Facility	18-34		35-64		65-84		85 & Older		Total
	Male	Female	Male	Female	Male	Female	Male	Female	
The Front Gate	0	0	13	10	0	0	0	0	23
PENDLETON County Total:	1	1	32	20	3	1	0	0	58
NorthKey CMHC Region Total:	7	2	102	51	140	215	107	258	882
Pathways									
BOYD									
Artrips Personal Care Home	0	0	0	0	0	0	0	0	0
Hamiltons Personal Care Home	0	0	11	2	2	1	0	0	16
Kings Daughters And Sons Home	0	0	0	1	6	8	12	17	44
BOYD County Total:	0	0	11	3	8	9	12	17	60
GREENUP									
Frasures Personal Care Home	10	9	24	16	4	9	0	0	72
Morning Pointe Of Russell	0	0	0	0	5	7	11	41	64
Russell Convalescent Home	1	1	23	12	2	0	0	0	39
The Lantern At Morning Pointe	0	0	3	1	7	14	11	26	62
Alzheimers and Memory Care									
Trinity Station Retirement Community	0	0	0	0	6	4	12	24	46
GREENUP County Total:	11	10	50	29	24	34	34	91	283
LAWRENCE									
The Jordan Center	0	0	0	0	1	0	0	0	1
LAWRENCE County Total:	0	0	0	0	1	0	0	0	1
MENIFEE									
Edgewood Estates	0	0	2	2	1	0	1	0	6
MENIFEE County Total:	0	0	2	2	1	0	1	0	6
MONTGOMERY									
Regency Memory Care	0	0	0	0	0	6	3	27	36
MONTGOMERY County Total:	0	0	0	0	0	6	3	27	36
MORGAN									
West Liberty Nursing and Rehabilitation Center	0	0	1	0	1	1	0	0	3
MORGAN County Total:	0	0	1	0	1	1	0	0	3
Pathways CMHC Region Total:	11	10	64	34	35	50	50	135	389

CMHC Region / County / Facility	18-34		35-64		65-84		85 & Older		Total
	Male	Female	Male	Female	Male	Female	Male	Female	
Pennyroyal									
CALDWELL									
Highland Homes, Inc.	7	5	48	27	19	10	0	0	116
CALDWELL County Total:	7	5	48	27	19	10	0	0	116
CHRISTIAN									
Christian County Manor	26	14	12	9	2	2	0	0	65
Christian Health Center, Hopkinsville	0	0	0	0	0	4	0	0	4
Pennyryle Home	2	5	27	21	18	21	1	2	97
CHRISTIAN County Total:	28	19	39	30	20	27	1	2	166
CRITTENDEN									
Crittenden County Health and Rehabilitation Center	0	0	0	0	0	0	0	0	0
CRITTENDEN County Total:	0	0	0	0	0	0	0	0	0
HOPKINS									
The Homestead	9	6	28	22	8	5	0	0	78
The Oaks PCH/Madisonville	5	1	21	11	9	1	0	0	48
HOPKINS County Total:	14	7	49	33	17	6	0	0	126
MUHLENBERG									
Greenville Nursing and Rehabilitation	0	0	0	2	4	3	1	2	12
Sparks Nursing Center	2	0	21	22	21	25	4	12	107
MUHLENBERG County Total:	2	0	21	24	25	28	5	14	119
TRIGG									
Better Senior Living	3	3	6	4	26	23	2	1	68
TRIGG County Total:	3	3	6	4	26	23	2	1	68
Pennyroyal CMHC Region Total:	54	34	163	118	107	94	8	17	595
River Valley									
DAVIESS									
Carmel Home	0	0	0	0	3	12	18	63	96
Davco Rest Home	5	4	56	54	22	21	1	0	163
Fern Terrace of Owensboro	0	0	15	11	16	31	0	5	78
Owensboro Center	0	0	3	3	6	7	0	0	19
Rosedale Rest Home	13	5	14	4	7	2	0	0	45
DAVIESS County Total:	18	9	88	72	54	73	19	68	401
HANCOCK									
The Oaks PCH/Lewisport	18	2	37	5	4	3	0	0	69

CMHC Region / County / Facility	18-34		35-64		65-84		85 & Older		Total
	Male	Female	Male	Female	Male	Female	Male	Female	
HANCOCK County Total:	18	2	37	5	4	3	0	0	69
HENDERSON									
Henderson Manor	1	0	6	11	6	13	1	1	39
HENDERSON County Total:	1	0	6	11	6	13	1	1	39
MCLEAN									
Sunny Acres	0	0	19	6	4	0	0	0	29
MCLEAN County Total:	0	0	19	6	4	0	0	0	29
OHIO									
Beaver Dam Nursing and Rehab Center	0	0	6	2	7	8	1	3	27
OHIO County Total:	0	0	6	2	7	8	1	3	27
River Valley CMHC Region Total:	37	11	156	96	75	97	21	72	565
Seven Counties									
BULLITT									
Colonial House of Shepherdsville	0	0	34	34	2	2	0	0	72
Sanders Ridge Health Campus	0	0	0	0	4	6	6	10	26
BULLITT County Total:	0	0	34	34	6	8	6	10	98
JEFFERSON									
Anthology of Louisville	0	0	0	0	25	28	17	28	98
Barton House of Louisville 1	0	0	0	2	5	14	2	12	35
Belmont Village	0	0	1	0	3	10	27	97	138
Brookdale Stonestreet	0	0	0	0	4	6	11	12	33
Dominion Senior Living of Louisville	0	0	1	0	8	60	4	18	91
Eastern Star Home in KY	0	0	0	0	2	5	4	5	16
Episcopal Church Home	0	0	0	0	1	27	4	54	86
Forest Hills Commons	0	0	0	1	39	52	25	29	146
Forest Springs Health Campus	0	0	0	0	5	7	9	24	45
Glen Ridge Health Campus	0	0	1	0	5	7	5	10	28
Hallmark House Louisville II	0	0	0	0	9	5	3	7	24
Heartsong Memory Care	0	0	0	0	10	13	5	13	41
Little Sisters of the Poor	0	0	0	0	1	6	1	8	16
Louisville Protestant Altenheim	0	0	0	0	2	6	3	11	22
Masonic Home of Louisville	0	0	0	2	12	20	9	19	62
Morning Pointe Of Louisville At South Hurstbourne	0	0	0	4	15	17	22	40	98

CMHC Region / County / Facility	18-34		35-64		65-84		85 & Older		Total
	Male	Female	Male	Female	Male	Female	Male	Female	
Nazareth Home	0	0	0	0	4	30	5	34	73
Nazareth Home Clifton	0	0	0	0	2	8	2	12	24
Park Louisville	0	0	0	0	33	31	5	5	74
Parrs Rest Home	0	0	0	0	1	6	17	51	75
Rose Anna Hughes Home/Westminster	0	0	0	0	7	11	9	23	50
Storypoint Prospect	0	0	0	0	22	21	10	14	67
Sunrise of Louisville	0	0	0	0	13	29	14	41	97
Symphony at Valley Farms	0	0	0	0	3	18	30	48	99
The Enclave of East Louisville	0	0	1	1	11	26	23	43	105
The Forum at Brookside	0	0	0	0	0	0	4	21	25
The Lantern At Morning Pointe (Louisville)	0	0	0	0	13	25	2	12	52
The Legacy at English Station	0	0	0	0	21	30	10	20	81
Treyton Oaks Towers	0	0	0	1	7	9	7	24	48
Wesley Manor	0	0	0	0	7	16	3	21	47
Westport Place Health Campus	0	0	0	0	8	14	3	10	35
Wickshire Blankenbaker	0	0	0	1	9	11	7	27	55
JEFFERSON County Total:	0	0	4	12	307	568	302	793	1,986
SHELBY									
Colonial Hall Manor	1	0	30	21	16	15	0	1	84
Masonic Home of Shelbyville	0	0	2	1	10	9	2	23	47
SHELBY County Total:	1	0	32	22	26	24	2	24	131
Seven Counties CMHC Region Total:	1	0	70	68	339	600	310	827	2,215
State Total	283	134	1,077	740	1,160	1,787	830	2,158	8,169

2020 ANNUAL KENTUCKY LONG TERM CARE UTILIZATION AND SERVICE REPORT

Table 2C - Personal Care Bed Census & Inpatient Days for Individuals with SMI**

CMHC* Region / County / Facility	18-34		35-64		65-84		85 & Older		Total	
	SMI Census	SMI Inpatient Days	SMI Census	SMI Inpatient Days	SMI Census	SMI Inpatient Days	SMI Census	SMI Inpatient Days	SMI Census	SMI Inpatient Days
Adanta										
MCCREARY										
Cumberland Manor Rest Home	1	127	53	11333	10	3660	0	0	64	15,120
MCCREARY County Total:	1	127	53	11,333	10	3,660	0	0	64	15,120
PULASKI										
Bluegrass Senior Living Somerset	0	0	0	0	0	0	0	0	0	0
Crestview Personal Care	0	0	11	2969	7	1510	0	0	18	4,479
Somerview Personal Care Home	3	679	26	7388	3	985	0	0	32	9,052
PULASKI County Total:	3	679	37	10,357	10	2,495	0	0	50	13,531
WAYNE										
Dishman Personal Care Home	4	862	31	8139	12	4007	0	0	47	13,008
Hicks Golden Years Nursing Home	0	0	0	0	1	33	0	0	1	33
WAYNE County Total:	4	862	31	8,139	13	4,040	0	0	48	13,041
Adanta CMHC Total:	8	1,668	121	29,829	33	10,195	0	0	162	41,692
Bluegrass										
BOURBON										
Bourbon Heights	0	0	0	0	0	0	0	0	0	0
BOURBON County Total:	0	0	0	0	0	0	0	0	0	0
BOYLE										
McDowell Place of Danville	0	0	0	0	0	0	0	0	0	0
Morning Pointe of Danville	0	0	0	0	0	0	0	0	0	0
BOYLE County Total:	0	0	0	0	0	0	0	0	0	0
ESTILL										
Irvine Nursing and Rehabilitation	0	0	1	256	0	0	0	0	1	256
ESTILL County Total:	0	0	1	256	0	0	0	0	1	256
FAYETTE										

*CMHC - Community Mental Health Center

**SMI - Severe Mental Illness

Table 2C - Personal Care Bed Census & Inpatient Days for Individuals with SMI**

CMHC* Region / County / Facility	18-34		35-64		65-84		85 & Older		Total	
	SMI Census	SMI Inpatient Days	SMI Census	SMI Inpatient Days	SMI Census	SMI Inpatient Days	SMI Census	SMI Inpatient Days	SMI Census	SMI Inpatient Days
Cedarhurst of Beaumont	0	0	0	0	0	0	0	0	0	0
Central Ky Recovery Center Unit 1	6	448	13	2479	5	745	0	0	24	3,672
Central KY Recovery Center Unit 2	11	1447	19	2669	2	45	0	0	32	4,161
Lantern at Morning Pointe Alz and Memory Care	0	0	0	0	0	0	0	0	0	0
Legacy Reserve at Fritz Farm	0	0	0	0	0	0	0	0	0	0
Lexington Country Place	0	0	0	0	0	0	0	0	0	0
Mayfair Village Retirement Center	0	0	0	0	0	0	0	0	0	0
Morning Pointe of Lexington	0	0	0	0	0	0	0	0	0	0
Morning Pointe of Lexington East	0	0	0	0	0	0	0	0	0	0
Richmond Place Senior Living	0	0	0	0	0	0	0	0	0	0
Signature Healthcare At Tanbark Rehab	0	0	0	0	0	0	0	0	0	0
The Breckinridge	0	0	0	0	0	0	0	0	0	0
The Legacy at the Willows	0	0	0	0	0	0	0	0	0	0
The Willows at Fritz Farm	0	0	0	0	0	0	0	0	0	0
The Willows at Hamburg	0	0	0	0	0	0	0	0	0	0
Willows at Citation	0	0	0	0	0	0	0	0	0	0
FAYETTE County Total:	17	1,895	32	5,148	7	790	0	0	56	7,833
FRANKLIN										
Dominion Senior Living of Frankfort	0	0	0	0	0	0	0	0	0	0
Morning Pointe of Frankfort	0	0	0	0	0	0	0	0	0	0
The Lantern at Morning Pointe of Frankfort	0	0	0	0	0	0	0	0	0	0
FRANKLIN County Total:	0	0	0	0	0	0	0	0	0	0
HARRISON										
Cedar Ridge Health Campus	0	0	0	0	0	0	0	0	0	0
Parkside Manor	0	0	26	5097	8	2190	0	0	34	7,287
Shady Lawn Home	2	631	34	10957	12	4310	0	0	48	15,898
HARRISON County Total:	2	631	60	16,054	20	6,500	0	0	82	23,185

*CMHC - Community Mental Health Center

**SMI - Severe Mental Illness

Table 2C - Personal Care Bed Census & Inpatient Days for Individuals with SMI**

CMHC* Region / County / Facility	18-34		35-64		65-84		85 & Older		Total	
	SMI Census	SMI Inpatient Days	SMI Census	SMI Inpatient Days	SMI Census	SMI Inpatient Days	SMI Census	SMI Inpatient Days	SMI Census	SMI Inpatient Days
JESSAMINE										
Bridgepointe At Ashgrove Woods	0	0	0	0	0	0	0	0	0	0
Rose Terrace Lodge	0	0	17	5447	25	7663	0	0	42	13,110
Wesley Village	0	0	0	0	0	0	0	0	0	0
JESSAMINE County Total:	0	0	17	5,447	25	7,663	0	0	42	13,110
LINCOLN										
Waynesburg Manor	0	0	14	5124	12	3584	0	0	26	8,708
LINCOLN County Total:	0	0	14	5,124	12	3,584	0	0	26	8,708
MADISON										
Dominion Senior Living of Richmond	0	0	0	0	0	0	0	0	0	0
Morning Pointe of Richmond	0	0	0	0	0	0	0	0	0	0
Telford Terrace	0	0	1	56	0	0	0	0	1	56
MADISON County Total:	0	0	1	56	0	0	0	0	1	56
MERCER										
The Willows at Harrodsburg	0	0	0	0	0	0	0	0	0	0
MERCER County Total:	0	0	0	0	0	0	0	0	0	0
POWELL										
Stanton Nursing and Rehabilitation Center	0	0	0	0	1	336	0	0	1	336
POWELL County Total:	0	0	0	0	1	336	0	0	1	336
SCOTT										
The Meadows At Windsor Gardens	0	0	0	0	0	0	0	0	0	0
SCOTT County Total:	0	0	0	0	0	0	0	0	0	0
WOODFORD										
Taylor Manor Nursing Home	0	0	0	0	0	0	0	0	0	0
The Homeplace At Midway	0	0	0	0	0	0	0	0	0	0
WOODFORD County Total:	0	0	0	0	0	0	0	0	0	0
Bluegrass CMHC Total:	19	2,526	125	32,085	65	18,873	0	0	209	53,484

*CMHC - Community Mental Health Center

**SMI - Severe Mental Illness

Table 2C - Personal Care Bed Census & Inpatient Days for Individuals with SMI**

CMHC* Region / County / Facility	18-34		35-64		65-84		85 & Older		Total	
	SMI Census	SMI Inpatient Days	SMI Census	SMI Inpatient Days	SMI Census	SMI Inpatient Days	SMI Census	SMI Inpatient Days	SMI Census	SMI Inpatient Days
Communicare										
GRAYSON										
Grayson Nursing and Rehabilitation	0	0	1	301	6	1792	1	136	8	2,229
GRAYSON County Total:	0	0	1	301	6	1,792	1	136	8	2,229
HARDIN										
Signature Healthcare at North Hardin Rehab	0	0	0	0	0	0	0	0	0	0
HARDIN County Total:	0	0	0	0	0	0	0	0	0	0
MARION										
Loretto Motherhouse Infirmary	0	0	0	0	2	377	4	1377	6	1,754
The Village of Lebanon II	0	0	0	0	0	0	0	0	0	0
MARION County Total:	0	0	0	0	2	377	4	1,377	6	1,754
NELSON										
Cooper Trail Senior Living	0	0	0	0	0	0	0	0	0	0
Windsor Gardens CCRC	0	0	0	0	0	0	0	0	0	0
NELSON County Total:	0	0	0	0	0	0	0	0	0	0
WASHINGTON										
Sansbury Care Center	0	0	0	0	0	0	0	0	0	0
WASHINGTON County Total:	0	0	0	0	0	0	0	0	0	0
Communicare CMHC Total:	0	0	1	301	8	2,169	5	1,513	14	3,983
Cumberland River										
BELL										
Generations Center of Middlesboro	86	31476	0	0	0	0	0	0	86	31,476
BELL County Total:	86	31,476	0	0	0	0	0	0	86	31,476
HARLAN										
The Laurels	0	0	30	10248	28	10248	2	732	60	21,228
HARLAN County Total:	0	0	30	10,248	28	10,248	2	732	60	21,228

*CMHC - Community Mental Health Center

**SMI - Severe Mental Illness

Table 2C - Personal Care Bed Census & Inpatient Days for Individuals with SMI**

CMHC* Region / County / Facility	18-34		35-64		65-84		85 & Older		Total	
	SMI Census	SMI Inpatient Days	SMI Census	SMI Inpatient Days	SMI Census	SMI Inpatient Days	SMI Census	SMI Inpatient Days	SMI Census	SMI Inpatient Days
KNOX										
Christian Health Center - Corbin	0	0	0	0	2	361	0	0	2	361
KNOX County Total:	0	0	0	0	2	361	0	0	2	361
Cumberland River CMHC Total:	86	31,476	30	10,248	30	10,609	2	732	148	53,065
Four Rivers										
CALLOWAY										
Fern Terrace of Murray	0	0	9	1247	28	5451	1	305	38	7,003
Gardens At Hickory Woods	0	0	0	0	0	0	0	0	0	0
CALLOWAY County Total:	0	0	9	1,247	28	5,451	1	305	38	7,003
CARLISLE										
Countryside Center	0	0	3	408	1	189	0	0	4	597
CARLISLE County Total:	0	0	3	408	1	189	0	0	4	597
GRAVES										
Fern Terrace of Mayfield	37	13542	121	44286	6	2196	0	0	164	60,024
GRAVES County Total:	37	13,542	121	44,286	6	2,196	0	0	164	60,024
HICKMAN										
Clinton Hickman County Nursing Facility	0	0	0	0	0	0	0	0	0	0
Clinton Place	0	0	0	0	0	0	0	0	0	0
HICKMAN County Total:	0	0	0	0	0	0	0	0	0	0
MCCRACKEN										
Gaither Suites at West Park	0	0	0	0	0	0	0	0	0	0
MCCRACKEN County Total:	0	0	0	0	0	0	0	0	0	0
Four Rivers CMHC Total:	37	13,542	133	45,941	35	7,836	1	305	206	67,624
Kentucky River										
KNOTT										
Golden Years Rest Home	40	732	66	732	10	732	0	0	116	2,196
KNOTT County Total:	40	732	66	732	10	732	0	0	116	2,196

*CMHC - Community Mental Health Center

**SMI - Severe Mental Illness

Table 2C - Personal Care Bed Census & Inpatient Days for Individuals with SMI**

CMHC* Region / County / Facility	18-34		35-64		65-84		85 & Older		Total	
	SMI Census	SMI Inpatient Days	SMI Census	SMI Inpatient Days	SMI Census	SMI Inpatient Days	SMI Census	SMI Inpatient Days	SMI Census	SMI Inpatient Days
OWSLEY										
Owsley County Health Care Center	0	0	0	0	0	0	0	0	0	0
OWSLEY County Total:	0	0	0	0	0	0	0	0	0	0
Kentucky River CMHC Total:	40	732	66	732	10	732	0	0	116	2,196
LifeSkills										
ALLEN										
Cornerstone Manor	3	850	38	8481	6	1874	0	0	47	11,205
Scottsville Manor	4	917	22	5969	14	4463	0	0	40	11,349
ALLEN County Total:	7	1,767	60	14,450	20	6,337	0	0	87	22,554
BARREN										
NHC HealthCare, Glasgow	0	0	0	0	0	0	0	0	0	0
BARREN County Total:	0	0	0	0	0	0	0	0	0	0
EDMONSON										
Edmonson Center	0	0	0	0	0	0	0	0	0	0
EDMONSON County Total:	0	0	0	0	0	0	0	0	0	0
HART										
Hart County Manor	6	2196	22	7599	12	4252	0	0	40	14,047
HART County Total:	6	2,196	22	7,599	12	4,252	0	0	40	14,047
METCALFE										
Harpers Home for the Aged	0	0	0	0	0	0	0	0	0	0
Metcalfe Health Care Center	0	0	0	0	0	0	0	0	0	0
METCALFE County Total:	0	0	0	0	0	0	0	0	0	0
SIMPSON										
Lewis Memorial Methodist Home	0	0	2	606	11	3196	3	830	16	4,632
SIMPSON County Total:	0	0	2	606	11	3,196	3	830	16	4,632
WARREN										
Christian Health Center, Bowling Green	0	0	0	0	0	0	0	0	0	0

*CMHC - Community Mental Health Center

**SMI - Severe Mental Illness

Table 2C - Personal Care Bed Census & Inpatient Days for Individuals with SMI**

CMHC* Region / County / Facility	18-34		35-64		65-84		85 & Older		Total	
	SMI Census	SMI Inpatient Days	SMI Census	SMI Inpatient Days	SMI Census	SMI Inpatient Days	SMI Census	SMI Inpatient Days	SMI Census	SMI Inpatient Days
Cedarhurst of Beaumont	0	0	0	0	0	0	0	0	0	0
Central Ky Recovery Center Unit 1	6	448	13	2479	5	745	0	0	24	3,672
Central KY Recovery Center Unit 2	11	1447	19	2669	2	45	0	0	32	4,161
Lantern at Morning Pointe Alz and Memory Care	0	0	0	0	0	0	0	0	0	0
Legacy Reserve at Fritz Farm	0	0	0	0	0	0	0	0	0	0
Lexington Country Place	0	0	0	0	0	0	0	0	0	0
Mayfair Village Retirement Center	0	0	0	0	0	0	0	0	0	0
Morning Pointe of Lexington	0	0	0	0	0	0	0	0	0	0
Morning Pointe of Lexington East	0	0	0	0	0	0	0	0	0	0
Richmond Place Senior Living	0	0	0	0	0	0	0	0	0	0
Signature Healthcare At Tanbark Rehab	0	0	0	0	0	0	0	0	0	0
The Breckinridge	0	0	0	0	0	0	0	0	0	0
The Legacy at the Willows	0	0	0	0	0	0	0	0	0	0
The Willows at Fritz Farm	0	0	0	0	0	0	0	0	0	0
The Willows at Hamburg	0	0	0	0	0	0	0	0	0	0
Willows at Citation	0	0	0	0	0	0	0	0	0	0
FAYETTE County Total:	17	1,895	32	5,148	7	790	0	0	56	7,833
FRANKLIN										
Dominion Senior Living of Frankfort	0	0	0	0	0	0	0	0	0	0
Morning Pointe of Frankfort	0	0	0	0	0	0	0	0	0	0
The Lantern at Morning Pointe of Frankfort	0	0	0	0	0	0	0	0	0	0
FRANKLIN County Total:	0	0	0	0	0	0	0	0	0	0
HARRISON										
Cedar Ridge Health Campus	0	0	0	0	0	0	0	0	0	0
Parkside Manor	0	0	26	5097	8	2190	0	0	34	7,287
Shady Lawn Home	2	631	34	10957	12	4310	0	0	48	15,898
HARRISON County Total:	2	631	60	16,054	20	6,500	0	0	82	23,185

*CMHC - Community Mental Health Center

**SMI - Severe Mental Illness

Table 2C - Personal Care Bed Census & Inpatient Days for Individuals with SMI**

CMHC* Region / County / Facility	18-34		35-64		65-84		85 & Older		Total	
	SMI Census	SMI Inpatient Days	SMI Census	SMI Inpatient Days	SMI Census	SMI Inpatient Days	SMI Census	SMI Inpatient Days	SMI Census	SMI Inpatient Days
JESSAMINE										
Bridgepointe At Ashgrove Woods	0	0	0	0	0	0	0	0	0	0
Rose Terrace Lodge	0	0	17	5447	25	7663	0	0	42	13,110
Wesley Village	0	0	0	0	0	0	0	0	0	0
JESSAMINE County Total:	0	0	17	5,447	25	7,663	0	0	42	13,110
LINCOLN										
Waynesburg Manor	0	0	14	5124	12	3584	0	0	26	8,708
LINCOLN County Total:	0	0	14	5,124	12	3,584	0	0	26	8,708
MADISON										
Dominion Senior Living of Richmond	0	0	0	0	0	0	0	0	0	0
Morning Pointe of Richmond	0	0	0	0	0	0	0	0	0	0
Telford Terrace	0	0	1	56	0	0	0	0	1	56
MADISON County Total:	0	0	1	56	0	0	0	0	1	56
MERCER										
The Willows at Harrodsburg	0	0	0	0	0	0	0	0	0	0
MERCER County Total:	0	0	0	0	0	0	0	0	0	0
POWELL										
Stanton Nursing and Rehabilitation Center	0	0	0	0	1	336	0	0	1	336
POWELL County Total:	0	0	0	0	1	336	0	0	1	336
SCOTT										
The Meadows At Windsor Gardens	0	0	0	0	0	0	0	0	0	0
SCOTT County Total:	0	0	0	0	0	0	0	0	0	0
WOODFORD										
Taylor Manor Nursing Home	0	0	0	0	0	0	0	0	0	0
The Homeplace At Midway	0	0	0	0	0	0	0	0	0	0
WOODFORD County Total:	0	0	0	0	0	0	0	0	0	0
Bluegrass CMHC Total:	19	2,526	125	32,085	65	18,873	0	0	209	53,484

*CMHC - Community Mental Health Center

**SMI - Severe Mental Illness

Table 2C - Personal Care Bed Census & Inpatient Days for Individuals with SMI**

CMHC* Region / County / Facility	18-34		35-64		65-84		85 & Older		Total	
	SMI Census	SMI Inpatient Days	SMI Census	SMI Inpatient Days	SMI Census	SMI Inpatient Days	SMI Census	SMI Inpatient Days	SMI Census	SMI Inpatient Days
Communicare										
GRAYSON										
Grayson Nursing and Rehabilitation	0	0	1	301	6	1792	1	136	8	2,229
GRAYSON County Total:	0	0	1	301	6	1,792	1	136	8	2,229
HARDIN										
Signature Healthcare at North Hardin Rehab	0	0	0	0	0	0	0	0	0	0
HARDIN County Total:	0	0	0	0	0	0	0	0	0	0
MARION										
Loretto Motherhouse Infirmary	0	0	0	0	2	377	4	1377	6	1,754
The Village of Lebanon II	0	0	0	0	0	0	0	0	0	0
MARION County Total:	0	0	0	0	2	377	4	1,377	6	1,754
NELSON										
Cooper Trail Senior Living	0	0	0	0	0	0	0	0	0	0
Windsor Gardens CCRC	0	0	0	0	0	0	0	0	0	0
NELSON County Total:	0	0	0	0	0	0	0	0	0	0
WASHINGTON										
Sansbury Care Center	0	0	0	0	0	0	0	0	0	0
WASHINGTON County Total:	0	0	0	0	0	0	0	0	0	0
Communicare CMHC Total:	0	0	1	301	8	2,169	5	1,513	14	3,983
Cumberland River										
BELL										
Generations Center of Middlesboro	86	31476	0	0	0	0	0	0	86	31,476
BELL County Total:	86	31,476	0	0	0	0	0	0	86	31,476
HARLAN										
The Laurels	0	0	30	10248	28	10248	2	732	60	21,228
HARLAN County Total:	0	0	30	10,248	28	10,248	2	732	60	21,228

*CMHC - Community Mental Health Center

**SMI - Severe Mental Illness

Table 2C - Personal Care Bed Census & Inpatient Days for Individuals with SMI**

CMHC* Region / County / Facility	18-34		35-64		65-84		85 & Older		Total	
	SMI Census	SMI Inpatient Days	SMI Census	SMI Inpatient Days	SMI Census	SMI Inpatient Days	SMI Census	SMI Inpatient Days	SMI Census	SMI Inpatient Days
KNOX										
Christian Health Center - Corbin	0	0	0	0	2	361	0	0	2	361
KNOX County Total:	0	0	0	0	2	361	0	0	2	361
Cumberland River CMHC Total:	86	31,476	30	10,248	30	10,609	2	732	148	53,065
Four Rivers										
CALLOWAY										
Fern Terrace of Murray	0	0	9	1247	28	5451	1	305	38	7,003
Gardens At Hickory Woods	0	0	0	0	0	0	0	0	0	0
CALLOWAY County Total:	0	0	9	1,247	28	5,451	1	305	38	7,003
CARLISLE										
Countryside Center	0	0	3	408	1	189	0	0	4	597
CARLISLE County Total:	0	0	3	408	1	189	0	0	4	597
GRAVES										
Fern Terrace of Mayfield	37	13542	121	44286	6	2196	0	0	164	60,024
GRAVES County Total:	37	13,542	121	44,286	6	2,196	0	0	164	60,024
HICKMAN										
Clinton Hickman County Nursing Facility	0	0	0	0	0	0	0	0	0	0
Clinton Place	0	0	0	0	0	0	0	0	0	0
HICKMAN County Total:	0	0	0	0	0	0	0	0	0	0
MCCRACKEN										
Gaither Suites at West Park	0	0	0	0	0	0	0	0	0	0
MCCRACKEN County Total:	0	0	0	0	0	0	0	0	0	0
Four Rivers CMHC Total:	37	13,542	133	45,941	35	7,836	1	305	206	67,624
Kentucky River										
KNOTT										
Golden Years Rest Home	40	732	66	732	10	732	0	0	116	2,196
KNOTT County Total:	40	732	66	732	10	732	0	0	116	2,196

*CMHC - Community Mental Health Center

**SMI - Severe Mental Illness

Table 2C - Personal Care Bed Census & Inpatient Days for Individuals with SMI**

CMHC* Region / County / Facility	18-34		35-64		65-84		85 & Older		Total	
	SMI Census	SMI Inpatient Days	SMI Census	SMI Inpatient Days	SMI Census	SMI Inpatient Days	SMI Census	SMI Inpatient Days	SMI Census	SMI Inpatient Days
OWSLEY										
Owsley County Health Care Center	0	0	0	0	0	0	0	0	0	0
OWSLEY County Total:	0	0	0	0	0	0	0	0	0	0
Kentucky River CMHC Total:	40	732	66	732	10	732	0	0	116	2,196
LifeSkills										
ALLEN										
Cornerstone Manor	3	850	38	8481	6	1874	0	0	47	11,205
Scottsville Manor	4	917	22	5969	14	4463	0	0	40	11,349
ALLEN County Total:	7	1,767	60	14,450	20	6,337	0	0	87	22,554
BARREN										
NHC HealthCare, Glasgow	0	0	0	0	0	0	0	0	0	0
BARREN County Total:	0	0	0	0	0	0	0	0	0	0
EDMONSON										
Edmonson Center	0	0	0	0	0	0	0	0	0	0
EDMONSON County Total:	0	0	0	0	0	0	0	0	0	0
HART										
Hart County Manor	6	2196	22	7599	12	4252	0	0	40	14,047
HART County Total:	6	2,196	22	7,599	12	4,252	0	0	40	14,047
METCALFE										
Harpers Home for the Aged	0	0	0	0	0	0	0	0	0	0
Metcalfe Health Care Center	0	0	0	0	0	0	0	0	0	0
METCALFE County Total:	0	0	0	0	0	0	0	0	0	0
SIMPSON										
Lewis Memorial Methodist Home	0	0	2	606	11	3196	3	830	16	4,632
SIMPSON County Total:	0	0	2	606	11	3,196	3	830	16	4,632
WARREN										
Christian Health Center, Bowling Green	0	0	0	0	0	0	0	0	0	0

*CMHC - Community Mental Health Center

**SMI - Severe Mental Illness

Table 2C - Personal Care Bed Census & Inpatient Days for Individuals with SMI**

CMHC* Region / County / Facility	18-34		35-64		65-84		85 & Older		Total	
	SMI Census	SMI Inpatient Days	SMI Census	SMI Inpatient Days	SMI Census	SMI Inpatient Days	SMI Census	SMI Inpatient Days	SMI Census	SMI Inpatient Days
Fern Terrace of Bowling Green	5	1830	92	33672	32	11712	0	0	129	47,214
The Haven At Massey Springs	0	0	0	0	0	0	2	400	2	400
WARREN County Total:	5	1,830	92	33,672	32	11,712	2	400	131	47,614
LifeSkills CMHC Total:	18	5,793	176	56,327	75	25,497	5	1,230	274	88,847
Mountain										
JOHNSON										
Venture Home of Paintsville	28	4595	62	11931	32	6318	1	366	123	23,210
JOHNSON County Total:	28	4,595	62	11,931	32	6,318	1	366	123	23,210
MAGOFFIN										
Salyersville Nursing and Rehabilitation Center	0	0	0	0	0	0	0	0	0	0
MAGOFFIN County Total:	0	0	0	0	0	0	0	0	0	0
Mountain CMHC Total:	28	4,595	62	11,931	32	6,318	1	366	123	23,210
NorthKey										
BOONE										
Colonial Gardens	0	0	0	0	0	0	0	0	0	0
Dominion Senior Living of Florence	0	0	0	0	0	0	0	0	0	0
BOONE County Total:	0	0	0	0	0	0	0	0	0	0
CAMPBELL										
Carmel Manor	0	0	0	0	2	441	3	585	5	1,026
The Seasons at Alexandria	0	0	0	0	0	0	0	0	0	0
CAMPBELL County Total:	0	0	0	0	2	441	3	585	5	1,026
CARROLL										
Carrollton Manor	2	619	20	5516	12	4197	1	66	35	10,398
Valley Haven Rest Home	0	0	13	4758	34	12444	0	0	47	17,202
CARROLL County Total:	2	619	33	10,274	46	16,641	1	66	82	27,600
GRANT										
Jonesville Rest Home	5	1479	22	6376	2	732	0	0	29	8,587

*CMHC - Community Mental Health Center

**SMI - Severe Mental Illness

Table 2C - Personal Care Bed Census & Inpatient Days for Individuals with SMI**

CMHC* Region / County / Facility	18-34		35-64		65-84		85 & Older		Total	
	SMI Census	SMI Inpatient Days	SMI Census	SMI Inpatient Days	SMI Census	SMI Inpatient Days	SMI Census	SMI Inpatient Days	SMI Census	SMI Inpatient Days
Fern Terrace of Bowling Green	5	1830	92	33672	32	11712	0	0	129	47,214
The Haven At Massey Springs	0	0	0	0	0	0	2	400	2	400
WARREN County Total:	5	1,830	92	33,672	32	11,712	2	400	131	47,614
LifeSkills CMHC Total:	18	5,793	176	56,327	75	25,497	5	1,230	274	88,847
Mountain										
JOHNSON										
Venture Home of Paintsville	28	4595	62	11931	32	6318	1	366	123	23,210
JOHNSON County Total:	28	4,595	62	11,931	32	6,318	1	366	123	23,210
MAGOFFIN										
Salyersville Nursing and Rehabilitation Center	0	0	0	0	0	0	0	0	0	0
MAGOFFIN County Total:	0	0	0	0	0	0	0	0	0	0
Mountain CMHC Total:	28	4,595	62	11,931	32	6,318	1	366	123	23,210
NorthKey										
BOONE										
Colonial Gardens	0	0	0	0	0	0	0	0	0	0
Dominion Senior Living of Florence	0	0	0	0	0	0	0	0	0	0
BOONE County Total:	0	0	0	0	0	0	0	0	0	0
CAMPBELL										
Carmel Manor	0	0	0	0	2	441	3	585	5	1,026
The Seasons at Alexandria	0	0	0	0	0	0	0	0	0	0
CAMPBELL County Total:	0	0	0	0	2	441	3	585	5	1,026
CARROLL										
Carrollton Manor	2	619	20	5516	12	4197	1	66	35	10,398
Valley Haven Rest Home	0	0	13	4758	34	12444	0	0	47	17,202
CARROLL County Total:	2	619	33	10,274	46	16,641	1	66	82	27,600
GRANT										
Jonesville Rest Home	5	1479	22	6376	2	732	0	0	29	8,587

*CMHC - Community Mental Health Center

**SMI - Severe Mental Illness

Table 2C - Personal Care Bed Census & Inpatient Days for Individuals with SMI**

CMHC* Region / County / Facility	18-34		35-64		65-84		85 & Older		Total	
	SMI Census	SMI Inpatient Days	SMI Census	SMI Inpatient Days	SMI Census	SMI Inpatient Days	SMI Census	SMI Inpatient Days	SMI Census	SMI Inpatient Days
GRANT County Total:	5	1,479	22	6,376	2	732	0	0	29	8,587
KENTON										
Charter Senior Living of Edgewood	0	0	0	0	0	0	0	0	0	0
Covington Ladies Home	0	0	0	0	0	0	0	0	0	0
Emerald Trace	0	0	0	0	0	0	0	0	0	0
Ivy Knoll	0	0	1	366	0	0	0	0	1	366
Madonna Manor	0	0	0	0	0	0	1	366	1	366
Regency Manor	0	0	5	1479	10	3178	0	0	15	4,657
Regency Manor North	0	0	8	2719	5	1830	0	0	13	4,549
St Charles Care Center	0	0	0	0	0	0	0	0	0	0
KENTON County Total:	0	0	14	4,564	15	5,008	1	366	30	9,938
PENDLETON										
Falmouth Personal Care Home	2	732	23	8418	4	1464	0	0	29	10,614
The Front Gate	0	0	0	0	0	0	0	0	0	0
PENDLETON County Total:	2	732	23	8,418	4	1,464	0	0	29	10,614
NorthKey CMHC Total:	9	2,830	92	29,632	69	24,286	5	1,017	175	57,765
Pathways										
BOYD										
Artrips Personal Care Home	0	0	0	0	0	0	0	0	0	0
Hamiltons Personal Care Home	0	0	13	4758	3	1057	0	0	16	5,815
Kings Daughters And Sons Home	0	0	0	0	0	0	0	0	0	0
BOYD County Total:	0	0	13	4,758	3	1,057	0	0	16	5,815
GREENUP										
Frasures Personal Care Home	19	5293	40	11172	13	4131	0	0	72	20,596
Morning Pointe Of Russell	0	0	0	0	1	366	0	0	1	366
Russell Convalescent Home	2	472	35	8435	2	732	0	0	39	9,639
The Lantern At Morning Pointe	0	0	0	0	0	0	1	366	1	366
Alzheimers and Memory Care										

*CMHC - Community Mental Health Center

**SMI - Severe Mental Illness

Table 2C - Personal Care Bed Census & Inpatient Days for Individuals with SMI**

CMHC* Region / County / Facility	18-34		35-64		65-84		85 & Older		Total	
	SMI Census	SMI Inpatient Days	SMI Census	SMI Inpatient Days	SMI Census	SMI Inpatient Days	SMI Census	SMI Inpatient Days	SMI Census	SMI Inpatient Days
Trinity Station Retirement Community	0	0	0	0	0	0	0	0	0	0
GREENUP County Total:	21	5,765	75	19,607	16	5,229	1	366	113	30,967
LAWRENCE										
The Jordan Center	0	0	0	0	0	0	0	0	0	0
LAWRENCE County Total:	0	0	0	0	0	0	0	0	0	0
MENIFEE										
Edgewood Estates	0	0	0	0	0	0	0	0	0	0
MENIFEE County Total:	0	0	0	0	0	0	0	0	0	0
MONTGOMERY										
Regency Memory Care	0	0	0	0	0	0	0	0	0	0
MONTGOMERY County Total:	0	0	0	0	0	0	0	0	0	0
MORGAN										
West Liberty Nursing and Rehabilitation Center	0	0	0	0	0	0	0	0	0	0
MORGAN County Total:	0	0	0	0	0	0	0	0	0	0
Pathways CMHC Total:	21	5,765	88	24,365	19	6,286	1	366	129	36,782
Pennyroyal										
CALDWELL										
Highland Homes, Inc.	12	4392	74	27084	29	10614	0	0	115	42,090
CALDWELL County Total:	12	4,392	74	27,084	29	10,614	0	0	115	42,090
CHRISTIAN										
Christian County Manor	30	10056	14	4666	0	0	0	0	44	14,722
Christian Health Center, Hopkinsville	0	0	0	0	0	0	0	0	0	0
Pennyryle Home	7	1124	39	10654	34	9568	2	690	82	22,036
CHRISTIAN County Total:	37	11,180	53	15,320	34	9,568	2	690	126	36,758
CRITTENDEN										

*CMHC - Community Mental Health Center

**SMI - Severe Mental Illness

Table 2C - Personal Care Bed Census & Inpatient Days for Individuals with SMI**

CMHC* Region / County / Facility	18-34		35-64		65-84		85 & Older		Total	
	SMI Census	SMI Inpatient Days	SMI Census	SMI Inpatient Days	SMI Census	SMI Inpatient Days	SMI Census	SMI Inpatient Days	SMI Census	SMI Inpatient Days
Crittenden County Health and Rehabilitation Center	0	0	0	0	0	0	0	0	0	0
CRITTENDEN County Total:	0	0	0	0	0	0	0	0	0	0
HOPKINS										
The Homestead	14	3396	50	12206	13	3410	0	0	77	19,012
The Oaks PCH/Madisonville	6	2196	32	11712	10	3660	0	0	48	17,568
HOPKINS County Total:	20	5,592	82	23,918	23	7,070	0	0	125	36,580
MUHLENBERG										
Greenville Nursing and Rehabilitation	0	0	2	354	7	1212	1	276	10	1,842
Sparks Nursing Center	1	366	10	3086	4	1464	1	366	16	5,282
MUHLENBERG County Total:	1	366	12	3,440	11	2,676	2	642	26	7,124
TRIGG										
Better Senior Living	6	2086	5	1786	29	8916	0	0	40	12,788
TRIGG County Total:	6	2,086	5	1,786	29	8,916	0	0	40	12,788
Pennyroyal CMHC Total:	76	23,616	226	71,548	126	38,844	4	1,332	432	135,340
River Valley										
DAVISS										
Carmel Home	0	0	0	0	0	0	0	0	0	0
Davco Rest Home	9	1447	110	19511	41	5879	0	0	160	26,837
Fern Terrace of Owensboro	0	0	23	5288	32	9253	2	401	57	14,942
Owensboro Center	0	0	6	1278	13	1903	0	0	19	3,181
Rosedale Rest Home	18	3526	18	4488	9	1817	0	0	45	9,831
DAVISS County Total:	27	4,973	157	30,565	95	18,852	2	401	281	54,791
HANCOCK										
The Oaks PCH/Lewisport	20	6366	42	13008	7	2198	0	0	69	21,572
HANCOCK County Total:	20	6,366	42	13,008	7	2,198	0	0	69	21,572
HENDERSON										
Henderson Manor	1	366	16	5856	14	4841	0	0	31	11,063
HENDERSON County Total:	1	366	16	5,856	14	4,841	0	0	31	11,063

*CMHC - Community Mental Health Center

**SMI - Severe Mental Illness

Table 2C - Personal Care Bed Census & Inpatient Days for Individuals with SMI**

CMHC* Region / County / Facility	18-34		35-64		65-84		85 & Older		Total	
	SMI Census	SMI Inpatient Days	SMI Census	SMI Inpatient Days	SMI Census	SMI Inpatient Days	SMI Census	SMI Inpatient Days	SMI Census	SMI Inpatient Days
MCLEAN										
Sunny Acres	0	0	24	6631	3	880	0	0	27	7,511
MCLEAN County Total:	0	0	24	6,631	3	880	0	0	27	7,511
OHIO										
Beaver Dam Nursing and Rehab Center	0	0	3	1098	3	1098	0	0	6	2,196
OHIO County Total:	0	0	3	1,098	3	1,098	0	0	6	2,196
River Valley CMHC Total:	48	11,705	242	57,158	122	27,869	2	401	414	97,133
Seven Counties										
BULLITT										
Colonial House of Shepherdsville	0	0	46	16836	3	1098	0	0	49	17,934
Sanders Ridge Health Campus	0	0	0	0	0	0	0	0	0	0
BULLITT County Total:	0	0	46	16,836	3	1,098	0	0	49	17,934
JEFFERSON										
Anthology of Louisville	0	0	0	0	0	0	0	0	0	0
Barton House of Louisville 1	0	0	0	0	0	0	0	0	0	0
Belmont Village	0	0	0	0	0	0	0	0	0	0
Brookdale Stonestreet	0	0	0	0	0	0	0	0	0	0
Dominion Senior Living of Louisville	0	0	0	0	2	621	0	0	2	621
Eastern Star Home in KY	0	0	0	0	2	718	2	428	4	1,146
Episcopal Church Home	0	0	0	0	0	0	0	0	0	0
Forest Hills Commons	0	0	0	0	0	0	0	0	0	0
Forest Springs Health Campus	0	0	0	0	2	730	11	4015	13	4,745
Glen Ridge Health Campus	0	0	0	0	0	0	0	0	0	0
Hallmark House Louisville II	0	0	0	0	14	4758	10	3660	24	8,418
Heartsong Memory Care	0	0	0	0	2	509	0	0	2	509
Little Sisters of the Poor	0	0	0	0	0	0	0	0	0	0
Louisville Protestant Altenheim	0	0	0	0	1	366	0	0	1	366
Masonic Home of Louisville	0	0	2	725	18	4920	12	2407	32	8,052

*CMHC - Community Mental Health Center

**SMI - Severe Mental Illness

Table 2C - Personal Care Bed Census & Inpatient Days for Individuals with SMI**

CMHC* Region / County / Facility	18-34		35-64		65-84		85 & Older		Total	
	SMI Census	SMI Inpatient Days	SMI Census	SMI Inpatient Days	SMI Census	SMI Inpatient Days	SMI Census	SMI Inpatient Days	SMI Census	SMI Inpatient Days
Morning Pointe Of Louisville At South Hurstbourne	0	0	1	366	3	1098	3	1098	7	2,562
Nazareth Home	0	0	0	0	13	2758	26	5445	39	8,203
Nazareth Home Clifton	0	0	0	0	3	800	2	422	5	1,222
Park Louisville	0	0	0	0	0	0	0	0	0	0
Parrs Rest Home	0	0	0	0	1	366	0	0	1	366
Rose Anna Hughes Home/Westminster	0	0	0	0	0	0	0	0	0	0
Storypoint Prospect	0	0	0	0	5	1011	0	0	5	1,011
Sunrise of Louisville	0	0	0	0	2	732	0	0	2	732
Symphony at Valley Farms	0	0	0	0	0	0	0	0	0	0
The Enclave of East Louisville	0	0	0	0	0	0	0	0	0	0
The Forum at Brookside	0	0	0	0	0	0	0	0	0	0
The Lantern At Morning Pointe (Louisville)	0	0	0	0	0	0	0	0	0	0
The Legacy at English Station	0	0	0	0	1	364	0	0	1	364
Treyton Oaks Towers	0	0	0	0	2	461	5	623	7	1,084
Wesley Manor	0	0	0	0	0	0	0	0	0	0
Westport Place Health Campus	0	0	0	0	0	0	0	0	0	0
Wickshire Blankenbaker	0	0	0	0	0	0	0	0	0	0
JEFFERSON County Total:	0	0	3	1,091	71	20,212	71	18,098	145	39,401
SHELBY										
Colonial Hall Manor	1	31	51	9860	30	9608	1	300	83	19,799
Masonic Home of Shelbyville	0	0	0	0	0	0	0	0	0	0
SHELBY County Total:	1	31	51	9,860	30	9,608	1	300	83	19,799
Seven Counties CMHC Total:	1	31	100	27,787	104	30,918	72	18,398	277	77,134
State Total	391	104,279	1,462	397,884	728	210,432	98	25,660	2,679	738,255

*CMHC - Community Mental Health Center

**SMI - Severe Mental Illness

2020 ANNUAL KENTUCKY LONG TERM CARE UTILIZATION AND SERVICE REPORT

Table 2CC - Personal Care Bed Census & Inpatient Days

Residents With SMI** Receiving State Supplementation***

CMHC* Region / County / Facility	18-34		35-64		65-84		85 & Older		Total	
	SMI State Supp Census	SMI State Supp Inpatient Days	SMI State Supp Census	SMI State Supp Inpatient Days	SMI State Supp Census	SMI State Supp Inpatient Days	SMI State Supp Census	SMI State Supp Inpatient Days	SMI & State Supp Census	SMI & State Supp Inpatient Days
Adanta										
MCCREARY										
Cumberland Manor Rest Home	1	127	53	11333	8	2928	0	0	62	14,388
MCCREARY County Total:	1	127	53	11,333	8	2,928	0	0	62	14,388
PULASKI										
Bluegrass Senior Living Somerset	0	0	0	0	0	0	0	0	0	0
Crestview Personal Care	0	0	10	2603	7	1510	0	0	17	4,113
Somerview Personal Care Home	3	679	26	7388	3	984	0	0	32	9,051
PULASKI County Total:	3	679	36	9,991	10	2,494	0	0	49	13,164
WAYNE										
Dishman Personal Care Home	4	862	31	8139	12	4007	0	0	47	13,008
Hicks Golden Years Nursing Home	0	0	0	0	1	366	0	0	1	366
WAYNE County Total:	4	862	31	8,139	13	4,373	0	0	48	13,374
Adanta CMHC Total:	8	1,668	120	29,463	31	9,795	0	0	159	40,926

*CMHC - Community Mental Health Center

**SMI - Severe Mental Illness

***State Supp - Supplementation for needy persons who are aged, blind or have a disability (KRS 205.245)

Table 2CC - Personal Care Bed Census & Inpatient Days

Residents With SMI Receiving State Supplementation*****

CMHC* Region / County / Facility	18-34		35-64		65-84		85 & Older		Total	
	SMI State Supp Census	SMI State Supp Inpatient Days	SMI State Supp Census	SMI State Supp Inpatient Days	SMI State Supp Census	SMI State Supp Inpatient Days	SMI State Supp Census	SMI State Supp Inpatient Days	SMI & State Supp Census	SMI & State Supp Inpatient Days
Bluegrass										
BOURBON										
Bourbon Heights	0	0	0	0	0	0	0	0	0	0
BOURBON County	0	0	0	0	0	0	0	0	0	0
Total:										
BOYLE										
McDowell Place of Danville	0	0	0	0	0	0	0	0	0	0
Morning Pointe of Danville	0	0	0	0	0	0	0	0	0	0
BOYLE County Total:	0	0	0	0	0	0	0	0	0	0
ESTILL										
Irvine Nursing and Rehabilitation	0	0	1	256	0	0	0	0	1	256
ESTILL County Total:	0	0	1	256	0	0	0	0	1	256
FAYETTE										
Cedarhurst of Beaumont	0	0	0	0	0	0	0	0	0	0
Central Ky Recovery Center Unit 1	5	432	9	1602	5	71	0	0	19	2,105
Central KY Recovery Center Unit 2	8	1007	13	2072	0	0	0	0	21	3,079
Lantern at Morning Pointe Alz and Memory Care	0	0	0	0	0	0	0	0	0	0
Legacy Reserve at Fritz Farm	0	0	0	0	0	0	0	0	0	0

*CMHC - Community Mental Health Center

**SMI - Severe Mental Illness

***State Supp - Supplementation for needy persons who are aged, blind or have a disability (KRS 205.245)

Table 2CC - Personal Care Bed Census & Inpatient Days

Residents With SMI Receiving State Supplementation*****

CMHC* Region / County / Facility	18-34		35-64		65-84		85 & Older		Total	
	SMI State Supp Census	SMI State Supp Inpatient Days	SMI State Supp Census	SMI State Supp Inpatient Days	SMI State Supp Census	SMI State Supp Inpatient Days	SMI State Supp Census	SMI State Supp Inpatient Days	SMI & State Supp Census	SMI & State Supp Inpatient Days
Lexington Country Place	0	0	0	0	0	0	0	0	0	0
Mayfair Village Retirement Center	0	0	0	0	0	0	0	0	0	0
Morning Pointe of Lexington	0	0	0	0	0	0	0	0	0	0
Morning Pointe of Lexington East	0	0	0	0	0	0	0	0	0	0
Richmond Place Senior Living	0	0	0	0	0	0	0	0	0	0
Signature Healthcare At Tanbark Rehab	0	0	0	0	0	0	0	0	0	0
The Breckinridge	0	0	0	0	0	0	0	0	0	0
The Legacy at the Willows	0	0	0	0	0	0	0	0	0	0
The Willows at Fritz Farm	0	0	0	0	0	0	0	0	0	0
The Willows at Hamburg	0	0	0	0	0	0	0	0	0	0
Willows at Citation	0	0	0	0	0	0	0	0	0	0
FAYETTE County Total:	13	1,439	22	3,674	5	71	0	0	40	5,184
FRANKLIN										
Dominion Senior Living of Frankfort	0	0	0	0	0	0	0	0	0	0
Morning Pointe of Frankfort	0	0	0	0	0	0	0	0	0	0
The Lantern at Morning Pointe of Frankfort	0	0	0	0	0	0	0	0	0	0

*CMHC - Community Mental Health Center

**SMI - Severe Mental Illness

***State Supp - Supplementation for needy persons who are aged, blind or have a disability (KRS 205.245)

Table 2CC - Personal Care Bed Census & Inpatient Days

Residents With SMI Receiving State Supplementation*****

CMHC* Region / County / Facility	18-34		35-64		65-84		85 & Older		Total	
	SMI State Supp Census	SMI State Supp Inpatient Days	SMI State Supp Census	SMI State Supp Inpatient Days	SMI State Supp Census	SMI State Supp Inpatient Days	SMI State Supp Census	SMI State Supp Inpatient Days	SMI & State Supp Census	SMI & State Supp Inpatient Days
FRANKLIN County	0	0	0	0	0	0	0	0	0	0
Total:										
HARRISON										
Cedar Ridge Health Campus	0	0	0	0	0	0	0	0	0	0
Parkside Manor	0	0	25	4731	8	2190	0	0	33	6,921
Shady Lawn Home	2	631	33	10591	11	3944	0	0	46	15,166
HARRISON County	2	631	58	15,322	19	6,134	0	0	79	22,087
Total:										
JESSAMINE										
Bridgepointe At Ashgrove Woods	0	0	0	0	0	0	0	0	0	0
Rose Terrace Lodge	0	0	11	3251	19	5833	0	0	30	9,084
Wesley Village	0	0	0	0	0	0	0	0	0	0
JESSAMINE County	0	0	11	3,251	19	5,833	0	0	30	9,084
Total:										
LINCOLN										
Waynesburg Manor	0	0	14	5124	7	2562	0	0	21	7,686
LINCOLN County Total:	0	0	14	5,124	7	2,562	0	0	21	7,686
MADISON										
Dominion Senior Living of Richmond	0	0	0	0	0	0	0	0	0	0

*CMHC - Community Mental Health Center

**SMI - Severe Mental Illness

***State Supp - Supplementation for needy persons who are aged, blind or have a disability (KRS 205.245)

Table 2CC - Personal Care Bed Census & Inpatient Days										
Residents With SMI** Receiving State Supplementation***										
CMHC* Region / County / Facility	18-34		35-64		65-84		85 & Older		Total	
	SMI State Supp Census	SMI State Supp Inpatient Days	SMI State Supp Census	SMI State Supp Inpatient Days	SMI State Supp Census	SMI State Supp Inpatient Days	SMI State Supp Census	SMI State Supp Inpatient Days	SMI & State Supp Census	SMI & State Supp Inpatient Days
Telford Terrace	0	0	0	0	0	0	0	0	0	0
MADISON County Total:	0	0	0	0	0	0	0	0	0	0
MERCER										
The Willows at Harrodsburg	0	0	0	0	0	0	0	0	0	0
MERCER County Total:	0	0	0	0	0	0	0	0	0	0
POWELL										
Stanton Nursing and Rehabilitation Center	0	0	0	0	1	336	0	0	1	336
POWELL County Total:	0	0	0	0	1	336	0	0	1	336
SCOTT										
The Meadows At Windsor Gardens	0	0	0	0	0	0	0	0	0	0
SCOTT County Total:	0	0	0	0	0	0	0	0	0	0
WOODFORD										
Taylor Manor Nursing Home	0	0	0	0	0	0	0	0	0	0
The Homeplace At Midway	0	0	0	0	0	0	0	0	0	0
WOODFORD County Total:	0	0	0	0	0	0	0	0	0	0
Total:										
Bluegrass CMHC Total:	15	2,070	106	27,627	51	14,936	0	0	172	44,633

*CMHC - Community Mental Health Center

**SMI - Severe Mental Illness

***State Supp - Supplementation for needy persons who are aged, blind or have a disability (KRS 205.245)

Table 2CC - Personal Care Bed Census & Inpatient Days

Residents With SMI Receiving State Supplementation*****

CMHC* Region / County / Facility	18-34		35-64		65-84		85 & Older		Total	
	SMI State Supp Census	SMI State Supp Inpatient Days	SMI State Supp Census	SMI State Supp Inpatient Days	SMI State Supp Census	SMI State Supp Inpatient Days	SMI State Supp Census	SMI State Supp Inpatient Days	SMI & State Supp Census	SMI & State Supp Inpatient Days
Communicare										
GRAYSON										
Grayson Nursing and Rehabilitation	0	0	0	0	2	525	1	136	3	661
GRAYSON County Total:	0	0	0	0	2	525	1	136	3	661
HARDIN										
Signature Healthcare at North Hardin Rehab	0	0	0	0	0	0	0	0	0	0
HARDIN County Total:	0	0	0	0	0	0	0	0	0	0
MARION										
Loretto Motherhouse Infirmary	0	0	0	0	1	28	2	730	3	758
The Village of Lebanon II	0	0	0	0	0	0	0	0	0	0
MARION County Total:	0	0	0	0	1	28	2	730	3	758
NELSON										
Cooper Trail Senior Living	0	0	0	0	0	0	0	0	0	0
Windsor Gardens CCRC	0	0	0	0	0	0	0	0	0	0
NELSON County Total:	0	0	0	0	0	0	0	0	0	0
WASHINGTON										
Sansbury Care Center	0	0	0	0	0	0	0	0	0	0
WASHINGTON County Total:	0	0	0	0	0	0	0	0	0	0

*CMHC - Community Mental Health Center

**SMI - Severe Mental Illness

***State Supp - Supplementation for needy persons who are aged, blind or have a disability (KRS 205.245)

Table 2CC - Personal Care Bed Census & Inpatient Days

Residents With SMI Receiving State Supplementation*****

CMHC* Region / County / Facility	18-34		35-64		65-84		85 & Older		Total	
	SMI State Supp Census	SMI State Supp Inpatient Days	SMI State Supp Census	SMI State Supp Inpatient Days	SMI State Supp Census	SMI State Supp Inpatient Days	SMI State Supp Census	SMI State Supp Inpatient Days	SMI & State Supp Census	SMI & State Supp Inpatient Days
Communicare CMHC Total:	0	0	0	0	3	553	3	866	6	1,419
Cumberland River										
BELL										
Generations Center of Middlesboro	82	30012	0	0	0	0	0	0	82	30,012
BELL County Total:	82	30,012	0	0	0	0	0	0	82	30,012
HARLAN										
The Laurels	0	0	30	10248	28	10248	2	732	60	21,228
HARLAN County Total:	0	0	30	10,248	28	10,248	2	732	60	21,228
KNOX										
Christian Health Center - Corbin	0	0	0	0	2	361	0	0	2	361
KNOX County Total:	0	0	0	0	2	361	0	0	2	361
Cumberland River CMHC Total:	82	30,012	30	10,248	30	10,609	2	732	144	51,601
Four Rivers										
CALLOWAY										
Fern Terrace of Murray Gardens At Hickory Woods	0	0	9	1247	18	3815	0	0	27	5,062
CALLOWAY County Total:	0	0	9	1,247	18	3,815	0	0	27	5,062
CARLISLE										

*CMHC - Community Mental Health Center

**SMI - Severe Mental Illness

***State Supp - Supplementation for needy persons who are aged, blind or have a disability (KRS 205.245)

Table 2CC - Personal Care Bed Census & Inpatient Days

Residents With SMI Receiving State Supplementation*****

CMHC* Region / County / Facility	18-34		35-64		65-84		85 & Older		Total	
	SMI State Supp Census	SMI State Supp Inpatient Days	SMI State Supp Census	SMI State Supp Inpatient Days	SMI State Supp Census	SMI State Supp Inpatient Days	SMI State Supp Census	SMI State Supp Inpatient Days	SMI & State Supp Census	SMI & State Supp Inpatient Days
Countryside Center	0	0	3	408	1	189	0	0	4	597
CARLISLE County Total:	0	0	3	408	1	189	0	0	4	597
GRAVES										
Fern Terrace of Mayfield	37	13542	118	43188	6	2196	0	0	161	58,926
GRAVES County Total:	37	13,542	118	43,188	6	2,196	0	0	161	58,926
HICKMAN										
Clinton Hickman County Nursing Facility	0	0	0	0	0	0	0	0	0	0
Clinton Place	0	0	0	0	0	0	0	0	0	0
HICKMAN County Total:	0	0	0	0	0	0	0	0	0	0
MCCRACKEN										
Gaither Suites at West Park	0	0	0	0	0	0	0	0	0	0
MCCRACKEN County Total:	0	0	0	0	0	0	0	0	0	0
Four Rivers CMHC Total:	37	13,542	130	44,843	25	6,200	0	0	192	64,585
Kentucky River										
KNOTT										
Golden Years Rest Home	7	732	11	732	4	732	0	0	22	2,196
KNOTT County Total:	7	732	11	732	4	732	0	0	22	2,196
OWSLEY										

*CMHC - Community Mental Health Center

**SMI - Severe Mental Illness

***State Supp - Supplementation for needy persons who are aged, blind or have a disability (KRS 205.245)

Table 2CC - Personal Care Bed Census & Inpatient Days

Residents With SMI Receiving State Supplementation*****

CMHC* Region / County / Facility	18-34		35-64		65-84		85 & Older		Total	
	SMI State Supp Census	SMI State Supp Inpatient Days	SMI State Supp Census	SMI State Supp Inpatient Days	SMI State Supp Census	SMI State Supp Inpatient Days	SMI State Supp Census	SMI State Supp Inpatient Days	SMI & State Supp Census	SMI & State Supp Inpatient Days
OWSLEY County Total:	0	0	0	0	0	0	0	0	0	0
Kentucky River CMHC Total:	7	732	11	732	4	732	0	0	22	2,196
LifeSkills										
ALLEN										
Cornerstone Manor	3	850	37	8071	5	1716	0	0	45	10,637
Scottsville Manor	2	500	14	3605	8	2784	0	0	24	6,889
ALLEN County Total:	5	1,350	51	11,676	13	4,500	0	0	69	17,526
BARREN										
NHC HealthCare, Glasgow	0	0	0	0	0	0	0	0	0	0
BARREN County Total:	0	0	0	0	0	0	0	0	0	0
EDMONSON										
Edmonson Center	0	0	0	0	0	0	0	0	0	0
EDMONSON County Total:	0	0	0	0	0	0	0	0	0	0
HART										
Hart County Manor	6	2196	22	7350	12	4133	0	0	40	13,679
HART County Total:	6	2,196	22	7,350	12	4,133	0	0	40	13,679
METCALFE										
Harpers Home for the Aged	0	0	0	0	0	0	0	0	0	0
Metcalfe Health Care Center	0	0	0	0	0	0	0	0	0	0

*CMHC - Community Mental Health Center

**SMI - Severe Mental Illness

***State Supp - Supplementation for needy persons who are aged, blind or have a disability (KRS 205.245)

Table 2CC - Personal Care Bed Census & Inpatient Days

Residents With SMI Receiving State Supplementation*****

CMHC* Region / County / Facility	18-34		35-64		65-84		85 & Older		Total	
	SMI State Supp Census	SMI State Supp Inpatient Days	SMI State Supp Census	SMI State Supp Inpatient Days	SMI State Supp Census	SMI State Supp Inpatient Days	SMI State Supp Census	SMI State Supp Inpatient Days	SMI & State Supp Census	SMI & State Supp Inpatient Days
SIMPSON										
Lewis Memorial Methodist Home	0	0	0	0	1	366	2	732	3	1,098
SIMPSON County Total:	0	0	0	0	1	366	2	732	3	1,098
WARREN										
Christian Health Center, Bowling Green	0	0	0	0	0	0	0	0	0	0
Fern Terrace of Bowling Green	4	1464	82	30012	29	10614	0	0	115	42,090
The Haven At Massey Springs	0	0	0	0	0	0	0	0	0	0
WARREN County Total:	4	1,464	82	30,012	29	10,614	0	0	115	42,090
LifeSkills CMHC Total:	15	5,010	155	49,038	55	19,613	2	732	227	74,393
Mountain										
JOHNSON										
Venture Home of Paintsville	28	4229	61	11931	32	6318	1	366	122	22,844
JOHNSON County Total:	28	4,229	61	11,931	32	6,318	1	366	122	22,844
MAGOFFIN										
Salyersville Nursing and Rehabilitation Center	0	0	0	0	0	0	0	0	0	0
MAGOFFIN County Total:	0	0	0	0	0	0	0	0	0	0

*CMHC - Community Mental Health Center

**SMI - Severe Mental Illness

***State Supp - Supplementation for needy persons who are aged, blind or have a disability (KRS 205.245)

Table 2CC - Personal Care Bed Census & Inpatient Days

Residents With SMI Receiving State Supplementation*****

CMHC* Region / County / Facility	18-34		35-64		65-84		85 & Older		Total	
	SMI State Supp Census	SMI State Supp Inpatient Days	SMI State Supp Census	SMI State Supp Inpatient Days	SMI State Supp Census	SMI State Supp Inpatient Days	SMI State Supp Census	SMI State Supp Inpatient Days	SMI & State Supp Census	SMI & State Supp Inpatient Days
NorthKey										
BOONE										
Colonial Gardens	0	0	0	0	0	0	0	0	0	0
Dominion Senior Living of Florence	0	0	0	0	0	0	0	0	0	0
BOONE County Total:	0	0	0	0	0	0	0	0	0	0
CAMPBELL										
Carmel Manor	0	0	0	0	0	0	0	0	0	0
The Seasons at Alexandria	0	0	0	0	0	0	0	0	0	0
CAMPBELL County Total:	0	0	0	0	0	0	0	0	0	0
CARROLL										
Carrollton Manor	2	619	16	4366	7	2562	0	0	25	7,547
Valley Haven Rest Home	0	0	13	4758	20	7320	0	0	33	12,078
CARROLL County Total:	2	619	29	9,124	27	9,882	0	0	58	19,625
GRANT										
Jonesville Rest Home	5	1479	19	5287	2	732	0	0	26	7,498
GRANT County Total:	5	1,479	19	5,287	2	732	0	0	26	7,498
KENTON										
Charter Senior Living of Edgewood	0	0	0	0	0	0	0	0	0	0
Covington Ladies Home	0	0	0	0	0	0	0	0	0	0

*CMHC - Community Mental Health Center

**SMI - Severe Mental Illness

***State Supp - Supplementation for needy persons who are aged, blind or have a disability (KRS 205.245)

Table 2CC - Personal Care Bed Census & Inpatient Days

Residents With SMI Receiving State Supplementation*****

CMHC* Region / County / Facility	18-34		35-64		65-84		85 & Older		Total	
	SMI State Supp Census	SMI State Supp Inpatient Days	SMI State Supp Census	SMI State Supp Inpatient Days	SMI State Supp Census	SMI State Supp Inpatient Days	SMI State Supp Census	SMI State Supp Inpatient Days	SMI & State Supp Census	SMI & State Supp Inpatient Days
Ivy Knoll	0	0	0	0	0	0	0	0	0	0
Madonna Manor	0	0	0	0	0	0	0	0	0	0
Regency Manor	0	0	3	747	5	1594	0	0	8	2,341
Regency Manor North	0	0	7	2353	4	1464	0	0	11	3,817
St Charles Care Center	0	0	0	0	0	0	0	0	0	0
KENTON County Total:	0	0	10	3,100	9	3,058	0	0	19	6,158
PENDLETON										
Falmouth Personal Care Home	2	732	23	8418	4	1464	0	0	29	10,614
The Front Gate	0	0	0	0	0	0	0	0	0	0
PENDLETON County Total:	2	732	23	8,418	4	1,464	0	0	29	10,614
NorthKey CMHC Total:	9	2,830	81	25,929	42	15,136	0	0	132	43,895
Pathways										
BOYD										
Artrips Personal Care Home	0	0	0	0	0	0	0	0	0	0
Hamiltons Personal Care Home	0	0	8	2928	3	691	0	0	11	3,619
Kings Daughters And Sons Home	0	0	0	0	0	0	0	0	0	0
BOYD County Total:	0	0	8	2,928	3	691	0	0	11	3,619
GREENUP										
Frasures Personal Care Home	19	5293	40	11172	10	3033	0	0	69	19,498

*CMHC - Community Mental Health Center

**SMI - Severe Mental Illness

***State Supp - Supplementation for needy persons who are aged, blind or have a disability (KRS 205.245)

Table 2CC - Personal Care Bed Census & Inpatient Days

Residents With SMI Receiving State Supplementation*****

CMHC* Region / County / Facility	18-34		35-64		65-84		85 & Older		Total	
	SMI State Supp Census	SMI State Supp Inpatient Days	SMI State Supp Census	SMI State Supp Inpatient Days	SMI State Supp Census	SMI State Supp Inpatient Days	SMI State Supp Census	SMI State Supp Inpatient Days	SMI & State Supp Census	SMI & State Supp Inpatient Days
Morning Pointe Of Russell	0	0	0	0	0	0	0	0	0	0
Russell Convalescent Home	2	472	34	8069	2	732	0	0	38	9,273
The Lantern At Morning Pointe Alzheimers and Memory Care	0	0	0	0	0	0	0	0	0	0
Trinity Station Retirement Community	0	0	0	0	0	0	0	0	0	0
GREENUP County Total:	21	5,765	74	19,241	12	3,765	0	0	107	28,771
LAWRENCE										
The Jordan Center	0	0	0	0	0	0	0	0	0	0
LAWRENCE County Total:	0	0	0	0	0	0	0	0	0	0
MENIFEE										
Edgewood Estates	0	0	0	0	0	0	0	0	0	0
MENIFEE County Total:	0	0	0	0	0	0	0	0	0	0
MONTGOMERY										
Regency Memory Care	0	0	0	0	0	0	0	0	0	0
MONTGOMERY County Total:	0	0	0	0	0	0	0	0	0	0

*CMHC - Community Mental Health Center

**SMI - Severe Mental Illness

***State Supp - Supplementation for needy persons who are aged, blind or have a disability (KRS 205.245)

Table 2CC - Personal Care Bed Census & Inpatient Days

Residents With SMI Receiving State Supplementation*****

CMHC* Region / County / Facility	18-34		35-64		65-84		85 & Older		Total	
	SMI State Supp Census	SMI State Supp Inpatient Days	SMI State Supp Census	SMI State Supp Inpatient Days	SMI State Supp Census	SMI State Supp Inpatient Days	SMI State Supp Census	SMI State Supp Inpatient Days	SMI & State Supp Census	SMI & State Supp Inpatient Days
MORGAN										
West Liberty Nursing and Rehabilitation Center	0	0	0	0	0	0	0	0	0	0
MORGAN County Total:	0	0	0	0	0	0	0	0	0	0
Pathways CMHC Total:	21	5,765	82	22,169	15	4,456	0	0	118	32,390
Pennyroyal										
CALDWELL										
Highland Homes, Inc.	12	4392	73	26718	27	9882	0	0	112	40,992
CALDWELL County Total:	12	4,392	73	26,718	27	9,882	0	0	112	40,992
CHRISTIAN										
Christian County Manor	25	8052	13	3790	0	0	0	0	38	11,842
Christian Health Center, Hopkinsville	0	0	0	0	0	0	0	0	0	0
Pennyryle Home	3	498	28	9767	27	7618	1	355	59	18,238
CHRISTIAN County Total:	28	8,550	41	13,557	27	7,618	1	355	97	30,080
CRITTENDEN										
Crittenden County Health and Rehabilitation Center	0	0	0	0	0	0	0	0	0	0
CRITTENDEN County Total:	0	0	0	0	0	0	0	0	0	0

*CMHC - Community Mental Health Center

**SMI - Severe Mental Illness

***State Supp - Supplementation for needy persons who are aged, blind or have a disability (KRS 205.245)

Table 2CC - Personal Care Bed Census & Inpatient Days

Residents With SMI Receiving State Supplementation*****

CMHC* Region / County / Facility	18-34		35-64		65-84		85 & Older		Total	
	SMI State Supp Census	SMI State Supp Inpatient Days	SMI State Supp Census	SMI State Supp Inpatient Days	SMI State Supp Census	SMI State Supp Inpatient Days	SMI State Supp Census	SMI State Supp Inpatient Days	SMI & State Supp Census	SMI & State Supp Inpatient Days

HOPKINS

The Homestead	14	3367	49	11956	12	3180	0	0	75	18,503
The Oaks	6	2196	31	11346	9	3294	0	0	46	16,836
PCH/Madisonville										
HOPKINS County Total:	20	5,563	80	23,302	21	6,474	0	0	121	35,339

MUHLENBERG

Greenville Nursing and Rehabilitation	0	0	2	354	4	515	0	0	6	869
Sparks Nursing Center	1	366	8	2928	3	1098	0	0	12	4,392
MUHLENBERG County Total:	1	366	10	3,282	7	1,613	0	0	18	5,261

TRIGG

Better Senior Living	6	2086	4	1464	23	7300	0	0	33	10,850
TRIGG County Total:	6	2,086	4	1,464	23	7,300	0	0	33	10,850
Pennyroyal CMHC Total:	67	20,957	208	68,323	105	32,887	1	355	381	122,522

River Valley

DAVISS

Carmel Home	0	0	0	0	0	0	0	0	0	0
Davco Rest Home	8	1446	102	17484	38	4297	0	0	148	23,227
Fern Terrace of Owensboro	0	0	18	4574	27	7764	1	365	46	12,703
Owensboro Center	0	0	6	1278	7	931	0	0	13	2,209
Rosedale Rest Home	18	3526	17	4122	8	1451	0	0	43	9,099

*CMHC - Community Mental Health Center

**SMI - Severe Mental Illness

***State Supp - Supplementation for needy persons who are aged, blind or have a disability (KRS 205.245)

Table 2CC - Personal Care Bed Census & Inpatient Days

Residents With SMI Receiving State Supplementation*****

CMHC* Region / County / Facility	18-34		35-64		65-84		85 & Older		Total	
	SMI State Supp Census	SMI State Supp Inpatient Days	SMI State Supp Census	SMI State Supp Inpatient Days	SMI State Supp Census	SMI State Supp Inpatient Days	SMI State Supp Census	SMI State Supp Inpatient Days	SMI & State Supp Census	SMI & State Supp Inpatient Days
The Oaks PCH/Lewisport	20	6366	42	13008	6	1832	0	0	68	21,206
HANCOCK County Total:	20	6,366	42	13,008	6	1,832	0	0	68	21,206
HENDERSON										
Henderson Manor	1	366	15	5490	12	4144	0	0	28	10,000
HENDERSON County Total:	1	366	15	5,490	12	4,144	0	0	28	10,000
MCLEAN										
Sunny Acres	0	0	19	5475	3	880	0	0	22	6,355
MCLEAN County Total:	0	0	19	5,475	3	880	0	0	22	6,355
OHIO										
Beaver Dam Nursing and Rehab Center	0	0	3	1098	1	366	0	0	4	1,464
OHIO County Total:	0	0	3	1,098	1	366	0	0	4	1,464
River Valley CMHC Total:	47	11,704	222	52,529	102	21,665	1	365	372	86,263
Seven Counties										
BULLITT										
Colonial House of Shepherdsville	0	0	46	16836	3	1098	0	0	49	17,934
Sanders Ridge Health Campus	0	0	0	0	0	0	0	0	0	0
BULLITT County Total:	0	0	46	16,836	3	1,098	0	0	49	17,934
JEFFERSON										

*CMHC - Community Mental Health Center

**SMI - Severe Mental Illness

***State Supp - Supplementation for needy persons who are aged, blind or have a disability (KRS 205.245)

Table 2CC - Personal Care Bed Census & Inpatient Days

Residents With SMI Receiving State Supplementation*****

CMHC* Region / County / Facility	18-34		35-64		65-84		85 & Older		Total	
	SMI State Supp Census	SMI State Supp Inpatient Days	SMI State Supp Census	SMI State Supp Inpatient Days	SMI State Supp Census	SMI State Supp Inpatient Days	SMI State Supp Census	SMI State Supp Inpatient Days	SMI & State Supp Census	SMI & State Supp Inpatient Days
Barton House of Louisville 1	0	0	0	0	0	0	0	0	0	0
Belmont Village	0	0	0	0	0	0	0	0	0	0
Brookdale Stonestreet	0	0	0	0	0	0	0	0	0	0
Dominion Senior Living of Louisville	0	0	0	0	0	0	0	0	0	0
Eastern Star Home in KY	0	0	0	0	0	0	0	0	0	0
Episcopal Church Home	0	0	0	0	0	0	0	0	0	0
Forest Hills Commons	0	0	0	0	0	0	0	0	0	0
Forest Springs Health Campus	0	0	0	0	0	0	0	0	0	0
Glen Ridge Health Campus	0	0	0	0	0	0	0	0	0	0
Hallmark House Louisville II	0	0	0	0	0	0	0	0	0	0
Heartsong Memory Care	0	0	0	0	0	0	0	0	0	0
Little Sisters of the Poor	0	0	0	0	0	0	0	0	0	0
Louisville Protestant Altenheim	0	0	0	0	0	0	0	0	0	0
Masonic Home of Louisville	0	0	2	725	2	730	0	0	4	1,455
Morning Pointe Of Louisville At South Hurstbourne	0	0	0	0	0	0	0	0	0	0
Nazareth Home	0	0	0	0	0	0	0	0	0	0
Nazareth Home Clifton	0	0	0	0	2	452	2	422	4	874
Park Louisville	0	0	0	0	0	0	0	0	0	0

*CMHC - Community Mental Health Center

**SMI - Severe Mental Illness

***State Supp - Supplementation for needy persons who are aged, blind or have a disability (KRS 205.245)

Table 2CC - Personal Care Bed Census & Inpatient Days

Residents With SMI Receiving State Supplementation*****

CMHC* Region / County / Facility	18-34		35-64		65-84		85 & Older		Total	
	SMI State Supp Census	SMI State Supp Inpatient Days	SMI State Supp Census	SMI State Supp Inpatient Days	SMI State Supp Census	SMI State Supp Inpatient Days	SMI State Supp Census	SMI State Supp Inpatient Days	SMI & State Supp Census	SMI & State Supp Inpatient Days
Rose Anna Hughes Home/Westminster	0	0	0	0	0	0	0	0	0	0
Storypoint Prospect	0	0	0	0	0	0	0	0	0	0
Sunrise of Louisville	0	0	0	0	0	0	0	0	0	0
Symphony at Valley Farms	0	0	0	0	0	0	0	0	0	0
The Enclave of East Louisville	0	0	0	0	0	0	0	0	0	0
The Forum at Brookside	0	0	0	0	0	0	0	0	0	0
The Lantern At Morning Pointe (Louisville)	0	0	0	0	0	0	0	0	0	0
The Legacy at English Station	0	0	0	0	0	0	0	0	0	0
Treyton Oaks Towers	0	0	0	0	0	0	0	0	0	0
Wesley Manor	0	0	0	0	0	0	0	0	0	0
Westport Place Health Campus	0	0	0	0	0	0	0	0	0	0
Wickshire Blankenbaker	0	0	0	0	0	0	0	0	0	0
JEFFERSON County	0	0	2	725	4	1,182	2	422	8	2,329
Total:										
SHELBY										
Colonial Hall Manor	1	31	37	8254	24	8144	0	0	62	16,429
Masonic Home of Shelbyville	0	0	0	0	0	0	0	0	0	0
SHELBY County Total:	1	31	37	8,254	24	8,144	0	0	62	16,429
Seven Counties CMHC Total:	1	31	85	25,815	31	10,424	2	422	119	36,692
State Total	337	98,550	1,291	368,647	526	153,324	12	3,838	2,166	624,359

*CMHC - Community Mental Health Center

**SMI - Severe Mental Illness

***State Supp - Supplementation for needy persons who are aged, blind or have a disability (KRS 205.245)

2020 ANNUAL KENTUCKY LONG TERM CARE UTILIZATION AND SERVICE REPORT

Table 2D - Personal Care Bed Census With SMI** by Gender & Ages 18 - 64

CMHC* Region / County / Facility	18-34				35-64			
	Male SMI Census	Male SMI Inpatient Days	Female SMI Census	Female SMI Inpatient Days	Male SMI Census	Male SMI Inpatient Days	Female SMI Census	Female SMI Inpatient Days
Adanta								
MCCREARY								
Cumberland Manor Rest Home	1	127	0	0	35	5981	18	5352
MCCREARY County Total:	1	127	0	0	35	5,981	18	5,352
PULASKI								
Bluegrass Senior Living Somerset	0	0	0	0	0	0	0	0
Crestview Personal Care	0	0	0	0	1	295	10	2674
Somerview Personal Care Home	2	634	1	45	18	5627	8	1761
PULASKI County Total:	2	634	1	45	19	5,922	18	4,435
WAYNE								
Dishman Personal Care Home	2	732	2	130	21	4773	10	3366
Hicks Golden Years Nursing Home	0	0	0	0	0	0	0	0
WAYNE County Total:	2	732	2	130	21	4,773	10	3,366
Adanta CMHC Total:	5	1,493	3	175	75	16,676	46	13,153
Bluegrass								
BOURBON								
Bourbon Heights	0	0	0	0	0	0	0	0
BOURBON County Total:	0	0	0	0	0	0	0	0

*CMHC - Community Mental Health Center

**SMI - Severe Mental Illness

Table 2D - Personal Care Bed Census With SMI by Gender & Ages 18 - 64**

CMHC* Region / County / Facility	18-34				35-64			
	Male SMI Census	Male SMI Inpatient Days	Female SMI Census	Female SMI Inpatient Days	Male SMI Census	Male SMI Inpatient Days	Female SMI Census	Female SMI Inpatient Days
BOYLE County Total:	0	0	0	0	0	0	0	0
ESTILL								
Irvine Nursing and Rehabilitation	0	0	0	0	0	0	1	256
ESTILL County Total:	0	0	0	0	0	0	1	256
FAYETTE								
Cedarhurst of Beaumont	0	0	0	0	0	0	0	0
Central Ky Recovery Center Unit 1	4	181	2	267	10	1887	3	592
Central KY Recovery Center Unit 2	6	715	5	732	13	1388	6	1281
Lantern at Morning Pointe Alz and Memory Care	0	0	0	0	0	0	0	0
Legacy Reserve at Fritz Farm	0	0	0	0	0	0	0	0
Lexington Country Place	0	0	0	0	0	0	0	0
Mayfair Village Retirement Center	0	0	0	0	0	0	0	0
Morning Pointe of Lexington	0	0	0	0	0	0	0	0
Morning Pointe of Lexington East	0	0	0	0	0	0	0	0
Richmond Place Senior Living	0	0	0	0	0	0	0	0
Signature Healthcare At Tanbark Rehab	0	0	0	0	0	0	0	0
The Breckinridge	0	0	0	0	0	0	0	0
The Legacy at the Willows	0	0	0	0	0	0	0	0
The Willows at Fritz Farm	0	0	0	0	0	0	0	0
The Willows at Hamburg	0	0	0	0	0	0	0	0
Willows at Citation	0	0	0	0	0	0	0	0
FAYETTE County Total:	10	896	7	999	23	3,275	9	1,873

*CMHC - Community Mental Health Center

**SMI - Severe Mental Illness

Table 2D - Personal Care Bed Census With SMI by Gender & Ages 18 - 64**

CMHC* Region / County / Facility	18-34				35-64			
	Male SMI Census	Male SMI Inpatient Days	Female SMI Census	Female SMI Inpatient Days	Male SMI Census	Male SMI Inpatient Days	Female SMI Census	Female SMI Inpatient Days
Dominion Senior Living of Frankfort	0	0	0	0	0	0	0	0
Morning Pointe of Frankfort	0	0	0	0	0	0	0	0
The Lantern at Morning Pointe of Frankfort	0	0	0	0	0	0	0	0
FRANKLIN County Total:	0	0	0	0	0	0	0	0
HARRISON								
Cedar Ridge Health Campus	0	0	0	0	0	0	0	0
Parkside Manor	0	0	0	0	18	3017	8	2080
Shady Lawn Home	2	631	0	0	25	8204	9	2753
HARRISON County Total:	2	631	0	0	43	11,221	17	4,833
JESSAMINE								
Bridgepointe At Ashgrove Woods	0	0	0	0	0	0	0	0
Rose Terrace Lodge	0	0	0	0	7	2061	10	3386
Wesley Village	0	0	0	0	0	0	0	0
JESSAMINE County Total:	0	0	0	0	7	2,061	10	3,386
LINCOLN								
Waynesburg Manor	0	0	0	0	8	2928	6	2196
LINCOLN County Total:	0	0	0	0	8	2,928	6	2,196
MADISON								
Dominion Senior Living of Richmond	0	0	0	0	0	0	0	0
Morning Pointe of Richmond	0	0	0	0	0	0	0	0
Telford Terrace	0	0	0	0	1	56	0	0
MADISON County Total:	0	0	0	0	1	56	0	0

*CMHC - Community Mental Health Center

**SMI - Severe Mental Illness

Table 2D - Personal Care Bed Census With SMI by Gender & Ages 18 - 64**

CMHC* Region / County / Facility	18-34				35-64			
	Male SMI Census	Male SMI Inpatient Days	Female SMI Census	Female SMI Inpatient Days	Male SMI Census	Male SMI Inpatient Days	Female SMI Census	Female SMI Inpatient Days
MERCER County Total:	0	0	0	0	0	0	0	0
POWELL								
Stanton Nursing and Rehabilitation Center	0	0	0	0	0	0	0	0
POWELL County Total:	0	0	0	0	0	0	0	0
SCOTT								
The Meadows At Windsor Gardens	0	0	0	0	0	0	0	0
SCOTT County Total:	0	0	0	0	0	0	0	0
WOODFORD								
Taylor Manor Nursing Home	0	0	0	0	0	0	0	0
The Homeplace At Midway	0	0	0	0	0	0	0	0
WOODFORD County Total:	0	0	0	0	0	0	0	0
Bluegrass CMHC Total:	12	1,527	7	999	82	19,541	43	12,544
Communicare								
GRAYSON								
Grayson Nursing and Rehabilitation	0	0	0	0	1	301	0	0
GRAYSON County Total:	0	0	0	0	1	301	0	0
HARDIN								
Signature Healthcare at North Hardin Rehab	0	0	0	0	0	0	0	0
HARDIN County Total:	0	0	0	0	0	0	0	0
MARION								
Loretto Motherhouse Infirmary	0	0	0	0	0	0	0	0
The Village of Lebanon II	0	0	0	0	0	0	0	0
MARION County Total:	0	0	0	0	0	0	0	0

*CMHC - Community Mental Health Center

**SMI - Severe Mental Illness

Table 2D - Personal Care Bed Census With SMI by Gender & Ages 18 - 64**

CMHC* Region / County / Facility	18-34				35-64			
	Male SMI Census	Male SMI Inpatient Days	Female SMI Census	Female SMI Inpatient Days	Male SMI Census	Male SMI Inpatient Days	Female SMI Census	Female SMI Inpatient Days
NELSON								
Cooper Trail Senior Living	0	0	0	0	0	0	0	0
Windsor Gardens CCRC	0	0	0	0	0	0	0	0
NELSON County Total:	0	0	0	0	0	0	0	0
WASHINGTON								
Sansbury Care Center	0	0	0	0	0	0	0	0
WASHINGTON County Total:	0	0	0	0	0	0	0	0
Communicare CMHC Total:	0	0	0	0	1	301	0	0
Cumberland River								
BELL								
Generations Center of Middlesboro	86	31476	0	0	0	0	0	0
BELL County Total:	86	31,476	0	0	0	0	0	0
HARLAN								
The Laurels	0	0	0	0	18	6588	12	3660
HARLAN County Total:	0	0	0	0	18	6,588	12	3,660
KNOX								
Christian Health Center - Corbin	0	0	0	0	0	0	0	0
KNOX County Total:	0	0	0	0	0	0	0	0
Cumberland River CMHC Total:	86	31,476	0	0	18	6,588	12	3,660
Four Rivers								
CALLOWAY								
Fern Terrace of Murray	0	0	0	0	5	792	4	455

*CMHC - Community Mental Health Center

**SMI - Severe Mental Illness

Table 2D - Personal Care Bed Census With SMI by Gender & Ages 18 - 64**

CMHC* Region / County / Facility	18-34				35-64			
	Male SMI Census	Male SMI Inpatient Days	Female SMI Census	Female SMI Inpatient Days	Male SMI Census	Male SMI Inpatient Days	Female SMI Census	Female SMI Inpatient Days
Gardens At Hickory Woods	0	0	0	0	0	0	0	0
CALLOWAY County Total:	0	0	0	0	5	792	4	455
CARLISLE								
Countryside Center	0	0	0	0	0	0	3	408
CARLISLE County Total:	0	0	0	0	0	0	3	408
GRAVES								
Fern Terrace of Mayfield	10	3660	27	9882	60	21960	61	22326
GRAVES County Total:	10	3,660	27	9,882	60	21,960	61	22,326
HICKMAN								
Clinton Hickman County Nursing Facility	0	0	0	0	0	0	0	0
Clinton Place	0	0	0	0	0	0	0	0
HICKMAN County Total:	0	0	0	0	0	0	0	0
MCCRACKEN								
Gaither Suites at West Park	0	0	0	0	0	0	0	0
MCCRACKEN County Total:	0	0	0	0	0	0	0	0
Four Rivers CMHC Total:	10	3,660	27	9,882	65	22,752	68	23,189
Kentucky River								
KNOTT								
Golden Years Rest Home	25	366	15	366	36	366	30	366
KNOTT County Total:	25	366	15	366	36	366	30	366
OWSLEY								
Owsley County Health Care Center	0	0	0	0	0	0	0	0
OWSLEY County Total:	0	0	0	0	0	0	0	0
Kentucky River CMHC Total:	25	366	15	366	36	366	30	366

*CMHC - Community Mental Health Center

**SMI - Severe Mental Illness

Table 2D - Personal Care Bed Census With SMI by Gender & Ages 18 - 64**

CMHC* Region / County / Facility	18-34				35-64			
	Male SMI Census	Male SMI Inpatient Days	Female SMI Census	Female SMI Inpatient Days	Male SMI Census	Male SMI Inpatient Days	Female SMI Census	Female SMI Inpatient Days
LifeSkills								
ALLEN								
Cornerstone Manor	2	732	1	118	28	5236	10	3245
Scottsville Manor	2	417	2	500	10	3356	12	2613
ALLEN County Total:	4	1,149	3	618	38	8,592	22	5,858
BARREN								
NHC HealthCare, Glasgow	0	0	0	0	0	0	0	0
BARREN County Total:	0	0	0	0	0	0	0	0
EDMONSON								
Edmonson Center	0	0	0	0	0	0	0	0
EDMONSON County Total:	0	0	0	0	0	0	0	0
HART								
Hart County Manor	2	732	4	1464	14	4788	8	2811
HART County Total:	2	732	4	1,464	14	4,788	8	2,811
METCALFE								
Harpers Home for the Aged	0	0	0	0	0	0	0	0
Metcalfe Health Care Center	0	0	0	0	0	0	0	0
METCALFE County Total:	0	0	0	0	0	0	0	0
SIMPSON								
Lewis Memorial Methodist Home	0	0	0	0	0	0	2	606
SIMPSON County Total:	0	0	0	0	0	0	2	606
WARREN								
Christian Health Center, Bowling Green	0	0	0	0	0	0	0	0
Fern Terrace of Bowling Green	3	1098	2	732	51	18666	41	15006

*CMHC - Community Mental Health Center

**SMI - Severe Mental Illness

Table 2D - Personal Care Bed Census With SMI by Gender & Ages 18 - 64**

CMHC* Region / County / Facility	18-34				35-64			
	Male SMI Census	Male SMI Inpatient Days	Female SMI Census	Female SMI Inpatient Days	Male SMI Census	Male SMI Inpatient Days	Female SMI Census	Female SMI Inpatient Days
The Haven At Massey Springs	0	0	0	0	0	0	0	0
WARREN County Total:	3	1,098	2	732	51	18,666	41	15,006
LifeSkills CMHC Total:	9	2,979	9	2,814	103	32,046	73	24,281
Mountain								
JOHNSON								
Venture Home of Paintsville	13	2015	15	2580	33	6102	29	5829
JOHNSON County Total:	13	2,015	15	2,580	33	6,102	29	5,829
MAGOFFIN								
Salyersville Nursing and Rehabilitation Center	0	0	0	0	0	0	0	0
MAGOFFIN County Total:	0	0	0	0	0	0	0	0
Mountain CMHC Total:	13	2,015	15	2,580	33	6,102	29	5,829
NorthKey								
BOONE								
Colonial Gardens	0	0	0	0	0	0	0	0
Dominion Senior Living of Florence	0	0	0	0	0	0	0	0
BOONE County Total:	0	0	0	0	0	0	0	0
CAMPBELL								
Carmel Manor	0	0	0	0	0	0	0	0
The Seasons at Alexandria	0	0	0	0	0	0	0	0
CAMPBELL County Total:	0	0	0	0	0	0	0	0
CARROLL								
Carrollton Manor	2	619	0	0	16	4052	4	1464
Valley Haven Rest Home	0	0	0	0	13	4758	0	0
CARROLL County Total:	2	619	0	0	29	8,810	4	1,464

*CMHC - Community Mental Health Center

**SMI - Severe Mental Illness

Table 2D - Personal Care Bed Census With SMI by Gender & Ages 18 - 64**

CMHC* Region / County / Facility	18-34				35-64			
	Male SMI Census	Male SMI Inpatient Days	Female SMI Census	Female SMI Inpatient Days	Male SMI Census	Male SMI Inpatient Days	Female SMI Census	Female SMI Inpatient Days
GRANT								
Jonesville Rest Home	4	1113	1	366	18	4912	4	1464
GRANT County Total:	4	1,113	1	366	18	4,912	4	1,464
KENTON								
Charter Senior Living of Edgewood	0	0	0	0	0	0	0	0
Covington Ladies Home	0	0	0	0	0	0	0	0
Emerald Trace	0	0	0	0	0	0	0	0
Ivy Knoll	0	0	0	0	1	366	0	0
Madonna Manor	0	0	0	0	0	0	0	0
Regency Manor	0	0	0	0	1	366	4	1113
Regency Manor North	0	0	0	0	5	1626	3	1093
St Charles Care Center	0	0	0	0	0	0	0	0
KENTON County Total:	0	0	0	0	7	2,358	7	2,206
PENDLETON								
Falmouth Personal Care Home	1	366	1	366	15	5490	8	2928
The Front Gate	0	0	0	0	0	0	0	0
PENDLETON County Total:	1	366	1	366	15	5,490	8	2,928
NorthKey CMHC Total:	7	2,098	2	732	69	21,570	23	8,062
Pathways								
BOYD								
Artrips Personal Care Home	0	0	0	0	0	0	0	0
Hamiltons Personal Care Home	0	0	0	0	11	4026	2	732
Kings Daughters And Sons Home	0	0	0	0	0	0	0	0
BOYD County Total:	0	0	0	0	11	4,026	2	732

*CMHC - Community Mental Health Center

**SMI - Severe Mental Illness

Table 2D - Personal Care Bed Census With SMI by Gender & Ages 18 - 64**

CMHC* Region / County / Facility	18-34				35-64			
	Male SMI Census	Male SMI Inpatient Days	Female SMI Census	Female SMI Inpatient Days	Male SMI Census	Male SMI Inpatient Days	Female SMI Census	Female SMI Inpatient Days
GREENUP								
Frasures Personal Care Home	10	2834	9	2459	24	6763	16	4409
Morning Pointe Of Russell	0	0	0	0	0	0	0	0
Russell Convalescent Home	1	106	1	366	23	6461	12	1974
The Lantern At Morning Pointe Alzheimers and Memory Care	0	0	0	0	0	0	0	0
Trinity Station Retirement Community	0	0	0	0	0	0	0	0
GREENUP County Total:	11	2,940	10	2,825	47	13,224	28	6,383
LAWRENCE								
The Jordan Center	0	0	0	0	0	0	0	0
LAWRENCE County Total:	0	0	0	0	0	0	0	0
MENIFEE								
Edgewood Estates	0	0	0	0	0	0	0	0
MENIFEE County Total:	0	0	0	0	0	0	0	0
MONTGOMERY								
Regency Memory Care	0	0	0	0	0	0	0	0
MONTGOMERY County Total:	0	0	0	0	0	0	0	0
MORGAN								
West Liberty Nursing and Rehabilitation Center	0	0	0	0	0	0	0	0
MORGAN County Total:	0	0	0	0	0	0	0	0
Pathways CMHC Total:	11	2,940	10	2,825	58	17,250	30	7,115

*CMHC - Community Mental Health Center

**SMI - Severe Mental Illness

Table 2D - Personal Care Bed Census With SMI by Gender & Ages 18 - 64**

CMHC* Region / County / Facility	18-34				35-64			
	Male SMI Census	Male SMI Inpatient Days	Female SMI Census	Female SMI Inpatient Days	Male SMI Census	Male SMI Inpatient Days	Female SMI Census	Female SMI Inpatient Days
Highland Homes, Inc.	7	2562	5	1830	47	17202	27	9882
CALDWELL County Total:	7	2,562	5	1,830	47	17,202	27	9,882
CHRISTIAN								
Christian County Manor	19	6544	11	3512	8	2789	6	1877
Christian Health Center, Hopkinsville	0	0	0	0	0	0	0	0
Pennyrile Home	2	732	5	392	23	6541	16	4113
CHRISTIAN County Total:	21	7,276	16	3,904	31	9,330	22	5,990
CRITTENDEN								
Crittenden County Health and Rehabilitation Center	0	0	0	0	0	0	0	0
CRITTENDEN County Total:	0	0	0	0	0	0	0	0
HOPKINS								
The Homestead	8	1932	6	1464	28	6838	22	5368
The Oaks PCH/Madisonville	5	1830	1	366	21	7686	11	4026
HOPKINS County Total:	13	3,762	7	1,830	49	14,524	33	9,394
MUHLENBERG								
Greenville Nursing and Rehabilitation	0	0	0	0	0	0	2	354
Sparks Nursing Center	1	366	0	0	5	1509	5	1577
MUHLENBERG County Total:	1	366	0	0	5	1,509	7	1,931
TRIGG								
Better Senior Living	3	1098	3	988	3	1054	2	732
TRIGG County Total:	3	1,098	3	988	3	1,054	2	732
Pennyroyal CMHC Total:	45	15,064	31	8,552	135	43,619	91	27,929

*CMHC - Community Mental Health Center

**SMI - Severe Mental Illness

Table 2D - Personal Care Bed Census With SMI by Gender & Ages 18 - 64**

CMHC* Region / County / Facility	18-34				35-64			
	Male SMI Census	Male SMI Inpatient Days	Female SMI Census	Female SMI Inpatient Days	Male SMI Census	Male SMI Inpatient Days	Female SMI Census	Female SMI Inpatient Days
River Valley								
DAVIESS								
Carmel Home	0	0	0	0	0	0	0	0
Davco Rest Home	5	698	4	749	56	10022	54	9489
Fern Terrace of Owensboro	0	0	0	0	13	2874	10	2414
Owensboro Center	0	0	0	0	3	743	3	535
Rosedale Rest Home	13	2150	5	1376	14	3024	4	1464
DAVIESS County Total:	18	2,848	9	2,125	86	16,663	71	13,902
HANCOCK								
The Oaks PCH/Lewisport	18	5634	2	732	37	11325	5	1683
HANCOCK County Total:	18	5,634	2	732	37	11,325	5	1,683
HENDERSON								
Henderson Manor	1	366	0	0	5	1830	11	4026
HENDERSON County Total:	1	366	0	0	5	1,830	11	4,026
MCLEAN								
Sunny Acres	0	0	0	0	18	5131	6	1500
MCLEAN County Total:	0	0	0	0	18	5,131	6	1,500
OHIO								
Beaver Dam Nursing and Rehab Center	0	0	0	0	3	1098	0	0
OHIO County Total:	0	0	0	0	3	1,098	0	0
River Valley CMHC Total:	37	8,848	11	2,857	149	36,047	93	21,111

*CMHC - Community Mental Health Center

**SMI - Severe Mental Illness

Table 2D - Personal Care Bed Census With SMI by Gender & Ages 18 - 64**

CMHC* Region / County / Facility	18-34				35-64			
	Male SMI Census	Male SMI Inpatient Days	Female SMI Census	Female SMI Inpatient Days	Male SMI Census	Male SMI Inpatient Days	Female SMI Census	Female SMI Inpatient Days
Seven Counties								
BULLITT								
Colonial House of Shepherdsville	0	0	0	0	26	9516	20	7320
Sanders Ridge Health Campus	0	0	0	0	0	0	0	0
BULLITT County Total:	0	0	0	0	26	9,516	20	7,320
JEFFERSON								
Anthology of Louisville	0	0	0	0	0	0	0	0
Barton House of Louisville 1	0	0	0	0	0	0	0	0
Belmont Village	0	0	0	0	0	0	0	0
Brookdale Stonestreet	0	0	0	0	0	0	0	0
Dominion Senior Living of Louisville	0	0	0	0	0	0	0	0
Eastern Star Home in KY	0	0	0	0	0	0	0	0
Episcopal Church Home	0	0	0	0	0	0	0	0
Forest Hills Commons	0	0	0	0	0	0	0	0
Forest Springs Health Campus	0	0	0	0	0	0	0	0
Glen Ridge Health Campus	0	0	0	0	0	0	0	0
Hallmark House Louisville II	0	0	0	0	0	0	0	0
Heartsong Memory Care	0	0	0	0	0	0	0	0
Little Sisters of the Poor	0	0	0	0	0	0	0	0
Louisville Protestant Altenheim	0	0	0	0	0	0	0	0
Masonic Home of Louisville	0	0	0	0	0	0	2	725
Morning Pointe Of Louisville At South Hurstbourne	0	0	0	0	0	0	1	366
Nazareth Home	0	0	0	0	0	0	0	0
Nazareth Home Clifton	0	0	0	0	0	0	0	0

*CMHC - Community Mental Health Center

**SMI - Severe Mental Illness

Table 2D - Personal Care Bed Census With SMI by Gender & Ages 18 - 64**

CMHC* Region / County / Facility	18-34				35-64			
	Male SMI Census	Male SMI Inpatient Days	Female SMI Census	Female SMI Inpatient Days	Male SMI Census	Male SMI Inpatient Days	Female SMI Census	Female SMI Inpatient Days
Park Louisville	0	0	0	0	0	0	0	0
Parrs Rest Home	0	0	0	0	0	0	0	0
Rose Anna Hughes Home/Westminster	0	0	0	0	0	0	0	0
Storypoint Prospect	0	0	0	0	0	0	0	0
Sunrise of Louisville	0	0	0	0	0	0	0	0
Symphony at Valley Farms	0	0	0	0	0	0	0	0
The Enclave of East Louisville	0	0	0	0	0	0	0	0
The Forum at Brookside	0	0	0	0	0	0	0	0
The Lantern At Morning Pointe (Louisville)	0	0	0	0	0	0	0	0
The Legacy at English Station	0	0	0	0	0	0	0	0
Treyton Oaks Towers	0	0	0	0	0	0	0	0
Wesley Manor	0	0	0	0	0	0	0	0
Westport Place Health Campus	0	0	0	0	0	0	0	0
Wickshire Blankenbaker	0	0	0	0	0	0	0	0
JEFFERSON County Total:	0	0	0	0	0	0	3	1,091
SHELBY								
Colonial Hall Manor	1	31	0	0	30	6159	21	3701
Masonic Home of Shelbyville	0	0	0	0	0	0	0	0
SHELBY County Total:	1	31	0	0	30	6,159	21	3,701
Seven Counties CMHC Total:	1	31	0	0	56	15,675	44	12,112
Statewide Total	261	72,497	130	31,782	880	238,533	582	159,351

*CMHC - Community Mental Health Center

**SMI - Severe Mental Illness

2020 ANNUAL KENTUCKY LONG TERM CARE UTILIZATION AND SERVICE REPORT

Table 2DD - Personal Care Bed Census by Gender & Ages 18 - 64

Patients With SMI Receiving State Supplementation*****

CMHC* Region / County / Facility	18-34				35-64			
	Male SMI State Supp Census	Male SMI State Supp Inpatient Days	Female SMI State Supp Census	Female SMI State Supp Inpatient Days	Male SMI State Supp Census	Male SMI State Supp Inpatient Days	Female SMI State Supp Census	Female SMI State Supp Inpatient Days
Adanta								
MCCREARY								
Cumberland Manor Rest Home	1	127	0	0	35	5981	18	5352
MCCREARY County Total:	1	127	0	0	35	5,981	18	5,352
PULASKI								
Bluegrass Senior Living Somerset	0	0	0	0	0	0	0	0
Crestview Personal Care	0	0	0	0	1	295	9	2308
Somerview Personal Care Home	2	634	1	45	18	5627	8	1761
PULASKI County Total:	2	634	1	45	19	5,922	17	4,069
WAYNE								
Dishman Personal Care Home	2	732	2	130	21	4773	10	3366
Hicks Golden Years Nursing Home	0	0	0	0	0	0	0	0
WAYNE County Total:	2	732	2	130	21	4,773	10	3,366
Adanta CMHC Total:	5	1,493	3	175	75	16,676	45	12,787

Bluegrass

BOURBON

Bourbon Heights	0	0	0	0	0	0	0	0
BOURBON County Total:	0	0	0	0	0	0	0	0

BOYLE

McDowell Place of Danville	0	0	0	0	0	0	0	0
Morning Pointe of Danville	0	0	0	0	0	0	0	0
BOYLE County Total:	0	0	0	0	0	0	0	0

ESTILL

*CMHC - Community Mental Health Center

**SMI - Severe Mental Illness

***State Supp - Supplementation for needy persons who are aged, blind or have a disability (KRS 205.245)

Table 2DD - Personal Care Bed Census by Gender & Ages 18 - 64

Patients With SMI Receiving State Supplementation*****

CMHC* Region / County / Facility	18-34				35-64			
	Male SMI State Supp Census	Male SMI State Supp Inpatient Days	Female SMI State Supp Census	Female SMI State Supp Inpatient Days	Male SMI State Supp Census	Male SMI State Supp Inpatient Days	Female SMI State Supp Census	Female SMI State Supp Inpatient Days
Irvine Nursing and Rehabilitation	0	0	0	0	0	0	1	256
ESTILL County Total:	0	0	0	0	0	0	1	256
FAYETTE								
Cedarhurst of Beaumont	0	0	0	0	0	0	0	0
Central Ky Recovery Center Unit 1	3	165	2	267	8	1565	1	37
Central KY Recovery Center Unit 2	4	557	4	450	9	1181	4	891
Lantern at Morning Pointe Alz and Memory Care	0	0	0	0	0	0	0	0
Legacy Reserve at Fritz Farm	0	0	0	0	0	0	0	0
Lexington Country Place	0	0	0	0	0	0	0	0
Mayfair Village Retirement Center	0	0	0	0	0	0	0	0
Morning Pointe of Lexington	0	0	0	0	0	0	0	0
Morning Pointe of Lexington East	0	0	0	0	0	0	0	0
Richmond Place Senior Living	0	0	0	0	0	0	0	0
Signature Healthcare At Tanbark Rehab	0	0	0	0	0	0	0	0
The Breckinridge	0	0	0	0	0	0	0	0
The Legacy at the Willows	0	0	0	0	0	0	0	0
The Willows at Fritz Farm	0	0	0	0	0	0	0	0
The Willows at Hamburg	0	0	0	0	0	0	0	0
Willows at Citation	0	0	0	0	0	0	0	0
FAYETTE County Total:	7	722	6	717	17	2,746	5	928
FRANKLIN								
Dominion Senior Living of Frankfort	0	0	0	0	0	0	0	0
Morning Pointe of Frankfort	0	0	0	0	0	0	0	0
The Lantern at Morning Pointe of Frankfort	0	0	0	0	0	0	0	0

*CMHC - Community Mental Health Center

**SMI - Severe Mental Illness

***State Supp - Supplementation for needy persons who are aged, blind or have a disability (KRS 205.245)

Table 2DD - Personal Care Bed Census by Gender & Ages 18 - 64

Patients With SMI Receiving State Supplementation*****

CMHC* Region / County / Facility	18-34				35-64			
	Male SMI State Supp Census	Male SMI State Supp Inpatient Days	Female SMI State Supp Census	Female SMI State Supp Inpatient Days	Male SMI State Supp Census	Male SMI State Supp Inpatient Days	Female SMI State Supp Census	Female SMI State Supp Inpatient Days
FRANKLIN County Total:	0	0	0	0	0	0	0	0
HARRISON								
Cedar Ridge Health Campus	0	0	0	0	0	0	0	0
Parkside Manor	0	0	0	0	17	2651	8	2080
Shady Lawn Home	2	631	0	0	24	7838	9	2753
HARRISON County Total:	2	631	0	0	41	10,489	17	4,833
JESSAMINE								
Bridgepointe At Ashgrove Woods	0	0	0	0	0	0	0	0
Rose Terrace Lodge	0	0	0	0	5	1329	6	1922
Wesley Village	0	0	0	0	0	0	0	0
JESSAMINE County Total:	0	0	0	0	5	1,329	6	1,922
LINCOLN								
Waynesburg Manor	0	0	0	0	8	2928	6	2196
LINCOLN County Total:	0	0	0	0	8	2,928	6	2,196
MADISON								
Dominion Senior Living of Richmond	0	0	0	0	0	0	0	0
Morning Pointe of Richmond	0	0	0	0	0	0	0	0
Telford Terrace	0	0	0	0	0	0	0	0
MADISON County Total:	0	0	0	0	0	0	0	0
MERCER								
The Willows at Harrodsburg	0	0	0	0	0	0	0	0
MERCER County Total:	0	0	0	0	0	0	0	0
POWELL								
Stanton Nursing and Rehabilitation Center	0	0	0	0	0	0	0	0
POWELL County Total:	0	0	0	0	0	0	0	0

*CMHC - Community Mental Health Center

**SMI - Severe Mental Illness

***State Supp - Supplementation for needy persons who are aged, blind or have a disability (KRS 205.245)

Table 2DD - Personal Care Bed Census by Gender & Ages 18 - 64

Patients With SMI Receiving State Supplementation*****

CMHC* Region / County / Facility	18-34				35-64			
	Male SMI State Supp Census	Male SMI State Supp Inpatient Days	Female SMI State Supp Census	Female SMI State Supp Inpatient Days	Male SMI State Supp Census	Male SMI State Supp Inpatient Days	Female SMI State Supp Census	Female SMI State Supp Inpatient Days
SCOTT								
The Meadows At Windsor Gardens	0	0	0	0	0	0	0	0
SCOTT County Total:	0	0	0	0	0	0	0	0
WOODFORD								
Taylor Manor Nursing Home	0	0	0	0	0	0	0	0
The Homeplace At Midway	0	0	0	0	0	0	0	0
WOODFORD County Total:	0	0	0	0	0	0	0	0
Bluegrass CMHC Total:	9	1,353	6	717	71	17,492	35	10,135
Communicare								
GRAYSON								
Grayson Nursing and Rehabilitation	0	0	0	0	0	0	0	0
GRAYSON County Total:	0	0	0	0	0	0	0	0
HARDIN								
Signature Healthcare at North Hardin Rehab	0	0	0	0	0	0	0	0
HARDIN County Total:	0	0	0	0	0	0	0	0
MARION								
Loretto Motherhouse Infirmary	0	0	0	0	0	0	0	0
The Village of Lebanon II	0	0	0	0	0	0	0	0
MARION County Total:	0	0	0	0	0	0	0	0
NELSON								
Cooper Trail Senior Living	0	0	0	0	0	0	0	0
Windsor Gardens CCRC	0	0	0	0	0	0	0	0
NELSON County Total:	0	0	0	0	0	0	0	0
WASHINGTON								

*CMHC - Community Mental Health Center

**SMI - Severe Mental Illness

***State Supp - Supplementation for needy persons who are aged, blind or have a disability (KRS 205.245)

Table 2DD - Personal Care Bed Census by Gender & Ages 18 - 64

Patients With SMI Receiving State Supplementation*****

CMHC* Region / County / Facility	18-34				35-64			
	Male SMI State Supp Census	Male SMI State Supp Inpatient Days	Female SMI State Supp Census	Female SMI State Supp Inpatient Days	Male SMI State Supp Census	Male SMI State Supp Inpatient Days	Female SMI State Supp Census	Female SMI State Supp Inpatient Days
Sansbury Care Center	0	0	0	0	0	0	0	0
WASHINGTON County Total:	0	0	0	0	0	0	0	0
Communicare CMHC Total:	0	0	0	0	0	0	0	0
Cumberland River								
BELL								
Generations Center of Middlesboro	82	30012	0	0	0	0	0	0
BELL County Total:	82	30,012	0	0	0	0	0	0
HARLAN								
The Laurels	0	0	0	0	18	6588	12	3660
HARLAN County Total:	0	0	0	0	18	6,588	12	3,660
KNOX								
Christian Health Center - Corbin	0	0	0	0	0	0	0	0
KNOX County Total:	0	0	0	0	0	0	0	0
Cumberland River CMHC Total:	82	30,012	0	0	18	6,588	12	3,660
Four Rivers								
CALLOWAY								
Fern Terrace of Murray	0	0	0	0	5	792	4	455
Gardens At Hickory Woods	0	0	0	0	0	0	0	0
CALLOWAY County Total:	0	0	0	0	5	792	4	455
CARLISLE								
Countryside Center	0	0	0	0	0	0	3	408
CARLISLE County Total:	0	0	0	0	0	0	3	408
GRAVES								
Fern Terrace of Mayfield	10	3660	27	9882	59	21594	59	21594
GRAVES County Total:	10	3,660	27	9,882	59	21,594	59	21,594

*CMHC - Community Mental Health Center

**SMI - Severe Mental Illness

***State Supp - Supplementation for needy persons who are aged, blind or have a disability (KRS 205.245)

Table 2DD - Personal Care Bed Census by Gender & Ages 18 - 64

Patients With SMI Receiving State Supplementation*****

CMHC* Region / County / Facility	18-34				35-64			
	Male SMI State Supp Census	Male SMI State Supp Inpatient Days	Female SMI State Supp Census	Female SMI State Supp Inpatient Days	Male SMI State Supp Census	Male SMI State Supp Inpatient Days	Female SMI State Supp Census	Female SMI State Supp Inpatient Days
HICKMAN								
Clinton Hickman County Nursing Facility	0	0	0	0	0	0	0	0
Clinton Place	0	0	0	0	0	0	0	0
HICKMAN County Total:	0	0	0	0	0	0	0	0
MCCRACKEN								
Gaither Suites at West Park	0	0	0	0	0	0	0	0
MCCRACKEN County Total:	0	0	0	0	0	0	0	0
Four Rivers CMHC Total:	10	3,660	27	9,882	64	22,386	66	22,457
Kentucky River								
KNOTT								
Golden Years Rest Home	4	366	3	366	8	366	3	366
KNOTT County Total:	4	366	3	366	8	366	3	366
OWSLEY								
Owsley County Health Care Center	0	0	0	0	0	0	0	0
OWSLEY County Total:	0	0	0	0	0	0	0	0
Kentucky River CMHC Total:	4	366	3	366	8	366	3	366
LifeSkills								
ALLEN								
Cornerstone Manor	2	732	1	118	27	4826	10	3245
Scottsville Manor	0	0	2	500	7	1892	7	1713
ALLEN County Total:	2	732	3	618	34	6,718	17	4,958
BARREN								
NHC HealthCare, Glasgow	0	0	0	0	0	0	0	0
BARREN County Total:	0	0	0	0	0	0	0	0

*CMHC - Community Mental Health Center

**SMI - Severe Mental Illness

***State Supp - Supplementation for needy persons who are aged, blind or have a disability (KRS 205.245)

Table 2DD - Personal Care Bed Census by Gender & Ages 18 - 64

Patients With SMI Receiving State Supplementation*****

CMHC* Region / County / Facility	18-34				35-64			
	Male SMI State Supp Census	Male SMI State Supp Inpatient Days	Female SMI State Supp Census	Female SMI State Supp Inpatient Days	Male SMI State Supp Census	Male SMI State Supp Inpatient Days	Female SMI State Supp Census	Female SMI State Supp Inpatient Days
EDMONSON								
Edmonson Center	0	0	0	0	0	0	0	0
EDMONSON County Total:	0	0	0	0	0	0	0	0
HART								
Hart County Manor	2	732	4	1464	14	4554	8	2796
HART County Total:	2	732	4	1,464	14	4,554	8	2,796
METCALFE								
Harpers Home for the Aged	0	0	0	0	0	0	0	0
Metcalfe Health Care Center	0	0	0	0	0	0	0	0
METCALFE County Total:	0	0	0	0	0	0	0	0
SIMPSON								
Lewis Memorial Methodist Home	0	0	0	0	0	0	0	0
SIMPSON County Total:	0	0	0	0	0	0	0	0
WARREN								
Christian Health Center, Bowling Green	0	0	0	0	0	0	0	0
Fern Terrace of Bowling Green	2	732	2	732	44	16104	38	13908
The Haven At Massey Springs	0	0	0	0	0	0	0	0
WARREN County Total:	2	732	2	732	44	16,104	38	13,908
LifeSkills CMHC Total:	6	2,196	9	2,814	92	27,376	63	21,662
Mountain								
JOHNSON								
Venture Home of Paintsville	13	2015	15	2214	32	6102	29	5829
JOHNSON County Total:	13	2,015	15	2,214	32	6,102	29	5,829
MAGOFFIN								

*CMHC - Community Mental Health Center

**SMI - Severe Mental Illness

***State Supp - Supplementation for needy persons who are aged, blind or have a disability (KRS 205.245)

Table 2DD - Personal Care Bed Census by Gender & Ages 18 - 64

Patients With SMI Receiving State Supplementation*****

CMHC* Region / County / Facility	18-34				35-64			
	Male SMI State Supp Census	Male SMI State Supp Inpatient Days	Female SMI State Supp Census	Female SMI State Supp Inpatient Days	Male SMI State Supp Census	Male SMI State Supp Inpatient Days	Female SMI State Supp Census	Female SMI State Supp Inpatient Days
Salyersville Nursing and Rehabilitation Center	0	0	0	0	0	0	0	0
MAGOFFIN County Total:	0	0	0	0	0	0	0	0
Mountain CMHC Total:	13	2,015	15	2,214	32	6,102	29	5,829
NorthKey								
BOONE								
Colonial Gardens	0	0	0	0	0	0	0	0
Dominion Senior Living of Florence	0	0	0	0	0	0	0	0
BOONE County Total:	0	0	0	0	0	0	0	0
CAMPBELL								
Carmel Manor	0	0	0	0	0	0	0	0
The Seasons at Alexandria	0	0	0	0	0	0	0	0
CAMPBELL County Total:	0	0	0	0	0	0	0	0
CARROLL								
Carrollton Manor	2	619	0	0	13	3268	3	1098
Valley Haven Rest Home	0	0	0	0	13	4758	0	0
CARROLL County Total:	2	619	0	0	26	8,026	3	1,098
GRANT								
Jonesville Rest Home	4	1113	1	366	16	4189	3	1098
GRANT County Total:	4	1,113	1	366	16	4,189	3	1,098
KENTON								
Charter Senior Living of Edgewood	0	0	0	0	0	0	0	0
Covington Ladies Home	0	0	0	0	0	0	0	0
Emerald Trace	0	0	0	0	0	0	0	0
Ivy Knoll	0	0	0	0	0	0	0	0
Madonna Manor	0	0	0	0	0	0	0	0

*CMHC - Community Mental Health Center

**SMI - Severe Mental Illness

***State Supp - Supplementation for needy persons who are aged, blind or have a disability (KRS 205.245)

Table 2DD - Personal Care Bed Census by Gender & Ages 18 - 64

Patients With SMI Receiving State Supplementation*****

CMHC* Region / County / Facility	18-34				35-64			
	Male SMI State Supp Census	Male SMI State Supp Inpatient Days	Female SMI State Supp Census	Female SMI State Supp Inpatient Days	Male SMI State Supp Census	Male SMI State Supp Inpatient Days	Female SMI State Supp Census	Female SMI State Supp Inpatient Days
Regency Manor	0	0	0	0	1	366	2	381
Regency Manor North	0	0	0	0	4	1260	3	1093
St Charles Care Center	0	0	0	0	0	0	0	0
KENTON County Total:	0	0	0	0	5	1,626	5	1,474
PENDLETON								
Falmouth Personal Care Home	1	366	1	366	15	5490	8	2928
The Front Gate	0	0	0	0	0	0	0	0
PENDLETON County Total:	1	366	1	366	15	5,490	8	2,928
NorthKey CMHC Total:	7	2,098	2	732	62	19,331	19	6,598
Pathways								
BOYD								
Artrips Personal Care Home	0	0	0	0	0	0	0	0
Hamiltons Personal Care Home	0	0	0	0	6	2196	2	732
Kings Daughters And Sons Home	0	0	0	0	0	0	0	0
BOYD County Total:	0	0	0	0	6	2,196	2	732
GREENUP								
Frasures Personal Care Home	10	2834	9	2459	24	6763	16	4409
Morning Pointe Of Russell	0	0	0	0	0	0	0	0
Russell Convalescent Home	1	106	1	366	22	6095	12	1974
The Lantern At Morning Pointe	0	0	0	0	0	0	0	0
Alzheimers and Memory Care								
Trinity Station Retirement Community	0	0	0	0	0	0	0	0
GREENUP County Total:	11	2,940	10	2,825	46	12,858	28	6,383
LAWRENCE								
The Jordan Center	0	0	0	0	0	0	0	0
LAWRENCE County Total:	0	0	0	0	0	0	0	0

*CMHC - Community Mental Health Center

**SMI - Severe Mental Illness

***State Supp - Supplementation for needy persons who are aged, blind or have a disability (KRS 205.245)

Table 2DD - Personal Care Bed Census by Gender & Ages 18 - 64

Patients With SMI Receiving State Supplementation*****

CMHC* Region / County / Facility	18-34				35-64			
	Male SMI State Supp Census	Male SMI State Supp Inpatient Days	Female SMI State Supp Census	Female SMI State Supp Inpatient Days	Male SMI State Supp Census	Male SMI State Supp Inpatient Days	Female SMI State Supp Census	Female SMI State Supp Inpatient Days
MENIFEE								
Edgewood Estates	0	0	0	0	0	0	0	0
MENIFEE County Total:	0	0	0	0	0	0	0	0
MONTGOMERY								
Regency Memory Care	0	0	0	0	0	0	0	0
MONTGOMERY County Total:	0	0	0	0	0	0	0	0
MORGAN								
West Liberty Nursing and Rehabilitation Center	0	0	0	0	0	0	0	0
MORGAN County Total:	0	0	0	0	0	0	0	0
Pathways CMHC Total:	11	2,940	10	2,825	52	15,054	30	7,115
Pennyroyal								
CALDWELL								
Highland Homes, Inc.	7	2562	5	1830	46	16836	27	9882
CALDWELL County Total:	7	2,562	5	1,830	46	16,836	27	9,882
CHRISTIAN								
Christian County Manor	16	5286	9	2766	7	2345	6	1445
Christian Health Center, Hopkinsville	0	0	0	0	0	0	0	0
Pennyrile Home	2	132	1	366	17	5741	11	4026
CHRISTIAN County Total:	18	5,418	10	3,132	24	8,086	17	5,471
CRITTENDEN								
Crittenden County Health and Rehabilitation Center	0	0	0	0	0	0	0	0
CRITTENDEN County Total:	0	0	0	0	0	0	0	0
HOPKINS								

*CMHC - Community Mental Health Center

**SMI - Severe Mental Illness

***State Supp - Supplementation for needy persons who are aged, blind or have a disability (KRS 205.245)

Table 2DD - Personal Care Bed Census by Gender & Ages 18 - 64

Patients With SMI Receiving State Supplementation*****

CMHC* Region / County / Facility	18-34				35-64			
	Male SMI State Supp Census	Male SMI State Supp Inpatient Days	Female SMI State Supp Census	Female SMI State Supp Inpatient Days	Male SMI State Supp Census	Male SMI State Supp Inpatient Days	Female SMI State Supp Census	Female SMI State Supp Inpatient Days
The Homestead	8	1903	6	1464	27	6588	22	5368
The Oaks PCH/Madisonville	5	1830	1	366	20	7320	11	4026
HOPKINS County Total:	13	3,733	7	1,830	47	13,908	33	9,394
MUHLENBERG								
Greenville Nursing and Rehabilitation	0	0	0	0	0	0	2	354
Sparks Nursing Center	1	366	0	0	4	1464	4	1464
MUHLENBERG County Total:	1	366	0	0	4	1,464	6	1,818
TRIGG								
Better Senior Living	3	1098	3	988	2	732	2	732
TRIGG County Total:	3	1,098	3	988	2	732	2	732
Pennyroyal CMHC Total:	42	13,177	25	7,780	123	41,026	85	27,297
River Valley								
DAVISS								
Carmel Home	0	0	0	0	0	0	0	0
Davco Rest Home	4	697	4	749	52	9058	50	8426
Fern Terrace of Owensboro	0	0	0	0	9	2241	9	2333
Owensboro Center	0	0	0	0	3	743	3	535
Rosedale Rest Home	13	2150	5	1376	13	2658	4	1464
DAVISS County Total:	17	2,847	9	2,125	77	14,700	66	12,758
HANCOCK								
The Oaks PCH/Lewisport	18	5634	2	732	37	11325	5	1683
HANCOCK County Total:	18	5,634	2	732	37	11,325	5	1,683
HENDERSON								
Henderson Manor	1	366	0	0	4	1464	11	4026
HENDERSON County Total:	1	366	0	0	4	1,464	11	4,026

*CMHC - Community Mental Health Center

**SMI - Severe Mental Illness

***State Supp - Supplementation for needy persons who are aged, blind or have a disability (KRS 205.245)

Table 2DD - Personal Care Bed Census by Gender & Ages 18 - 64

Patients With SMI Receiving State Supplementation*****

CMHC* Region / County / Facility	18-34				35-64			
	Male SMI State Supp Census	Male SMI State Supp Inpatient Days	Female SMI State Supp Census	Female SMI State Supp Inpatient Days	Male SMI State Supp Census	Male SMI State Supp Inpatient Days	Female SMI State Supp Census	Female SMI State Supp Inpatient Days
MCLEAN								
Sunny Acres	0	0	0	0	14	4341	5	1134
MCLEAN County Total:	0	0	0	0	14	4,341	5	1,134
OHIO								
Beaver Dam Nursing and Rehab Center	0	0	0	0	3	1098	0	0
OHIO County Total:	0	0	0	0	3	1,098	0	0
River Valley CMHC Total:	36	8,847	11	2,857	135	32,928	87	19,601
Seven Counties								
BULLITT								
Colonial House of Shepherdsville	0	0	0	0	26	9516	20	7320
Sanders Ridge Health Campus	0	0	0	0	0	0	0	0
BULLITT County Total:	0	0	0	0	26	9,516	20	7,320
JEFFERSON								
Anthology of Louisville	0	0	0	0	0	0	0	0
Barton House of Louisville 1	0	0	0	0	0	0	0	0
Belmont Village	0	0	0	0	0	0	0	0
Brookdale Stonestreet	0	0	0	0	0	0	0	0
Dominion Senior Living of Louisville	0	0	0	0	0	0	0	0
Eastern Star Home in KY	0	0	0	0	0	0	0	0
Episcopal Church Home	0	0	0	0	0	0	0	0
Forest Hills Commons	0	0	0	0	0	0	0	0
Forest Springs Health Campus	0	0	0	0	0	0	0	0
Glen Ridge Health Campus	0	0	0	0	0	0	0	0
Hallmark House Louisville II	0	0	0	0	0	0	0	0
Heartsong Memory Care	0	0	0	0	0	0	0	0

*CMHC - Community Mental Health Center

**SMI - Severe Mental Illness

***State Supp - Supplementation for needy persons who are aged, blind or have a disability (KRS 205.245)

Table 2DD - Personal Care Bed Census by Gender & Ages 18 - 64

Patients With SMI Receiving State Supplementation*****

CMHC* Region / County / Facility	18-34				35-64			
	Male SMI State Supp Census	Male SMI State Supp Inpatient Days	Female SMI State Supp Census	Female SMI State Supp Inpatient Days	Male SMI State Supp Census	Male SMI State Supp Inpatient Days	Female SMI State Supp Census	Female SMI State Supp Inpatient Days
Little Sisters of the Poor	0	0	0	0	0	0	0	0
Louisville Protestant Altenheim	0	0	0	0	0	0	0	0
Masonic Home of Louisville	0	0	0	0	0	0	2	725
Morning Pointe Of Louisville At South Hurstbourne	0	0	0	0	0	0	0	0
Nazareth Home	0	0	0	0	0	0	0	0
Nazareth Home Clifton	0	0	0	0	0	0	0	0
Park Louisville	0	0	0	0	0	0	0	0
Parrs Rest Home	0	0	0	0	0	0	0	0
Rose Anna Hughes Home/Westminster	0	0	0	0	0	0	0	0
Storypoint Prospect	0	0	0	0	0	0	0	0
Sunrise of Louisville	0	0	0	0	0	0	0	0
Symphony at Valley Farms	0	0	0	0	0	0	0	0
The Enclave of East Louisville	0	0	0	0	0	0	0	0
The Forum at Brookside	0	0	0	0	0	0	0	0
The Lantern At Morning Pointe (Louisville)	0	0	0	0	0	0	0	0
The Legacy at English Station	0	0	0	0	0	0	0	0
Treyton Oaks Towers	0	0	0	0	0	0	0	0
Wesley Manor	0	0	0	0	0	0	0	0
Westport Place Health Campus	0	0	0	0	0	0	0	0
Wickshire Blankenbaker	0	0	0	0	0	0	0	0
JEFFERSON County Total:	0	0	0	0	0	0	2	725
SHELBY								
Colonial Hall Manor	1	31	0	0	22	5129	15	3125
Masonic Home of Shelbyville	0	0	0	0	0	0	0	0
SHELBY County Total:	1	31	0	0	22	5,129	15	3,125

*CMHC - Community Mental Health Center

**SMI - Severe Mental Illness

***State Supp - Supplementation for needy persons who are aged, blind or have a disability (KRS 205.245)

Table 2DD - Personal Care Bed Census by Gender & Ages 18 - 64

Patients With SMI Receiving State Supplementation*****

CMHC* Region / County / Facility	18-34				35-64			
	Male SMI State Supp Census	Male SMI State Supp Inpatient Days	Female SMI State Supp Census	Female SMI State Supp Inpatient Days	Male SMI State Supp Census	Male SMI State Supp Inpatient Days	Female SMI State Supp Census	Female SMI State Supp Inpatient Days
Seven Counties CMHC Total:	1	31	0	0	48	14,645	37	11,170
State Total	226	68,188	111	30,362	780	219,970	511	148,677

*CMHC - Community Mental Health Center

**SMI - Severe Mental Illness

***State Supp - Supplementation for needy persons who are aged, blind or have a disability (KRS 205.245)

2020 ANNUAL KENTUCKY LONG TERM CARE UTILIZATION AND SERVICE REPORT

Table 2E - Personal Care Bed Census With SMI** by Gender & Ages 65 & Older

CMHC* Region / County / Facility	65-84				85 & Older			
	Male SMI Census	Male SMI Inpatient Days	Female SMI Census	Female SMI Inpatient Days	Male SMI Census	Male SMI Inpatient Days	Female SMI Census	Female SMI Inpatient Days
Adanta								
MCCREARY								
Cumberland Manor Rest Home	6	2196	4	1464	0	0	0	0
MCCREARY County Total:	6	2,196	4	1,464	0	0	0	0
PULASKI								
Bluegrass Senior Living Somerset	0	0	0	0	0	0	0	0
Crestview Personal Care	2	380	5	1130	0	0	0	0
Somerview Personal Care Home	1	350	2	635	0	0	0	0
PULASKI County Total:	3	730	7	1,765	0	0	0	0
WAYNE								
Dishman Personal Care Home	7	2553	5	1454	0	0	0	0
Hicks Golden Years Nursing Home	1	33	0	0	0	0	0	0
WAYNE County Total:	8	2,586	5	1,454	0	0	0	0
Adanta CMHC Total:	17	5,512	16	4,683	0	0	0	0
Bluegrass								
BOURBON								
Bourbon Heights	0	0	0	0	0	0	0	0
BOURBON County Total:	0	0	0	0	0	0	0	0
BOYLE								
McDowell Place of Danville	0	0	0	0	0	0	0	0
Morning Pointe of Danville	0	0	0	0	0	0	0	0
BOYLE County Total:	0	0	0	0	0	0	0	0
ESTILL								
Irvine Nursing and Rehabilitation	0	0	0	0	0	0	0	0
ESTILL County Total:	0	0	0	0	0	0	0	0

*CMHC - Community Mental Health Center

**SMI - Severe Mental Illness

Table 2E - Personal Care Bed Census With SMI by Gender & Ages 65 & Older**

CMHC* Region / County / Facility	65-84				85 & Older			
	Male SMI Census	Male SMI Inpatient Days	Female SMI Census	Female SMI Inpatient Days	Male SMI Census	Male SMI Inpatient Days	Female SMI Census	Female SMI Inpatient Days
FAYETTE								
Cedarhurst of Beaumont	0	0	0	0	0	0	0	0
Central Ky Recovery Center Unit 1	0	0	5	745	0	0	0	0
Central KY Recovery Center Unit 2	1	1	1	44	0	0	0	0
Lantern at Morning Pointe Alz and Memory Care	0	0	0	0	0	0	0	0
Legacy Reserve at Fritz Farm	0	0	0	0	0	0	0	0
Lexington Country Place	0	0	0	0	0	0	0	0
Mayfair Village Retirement Center	0	0	0	0	0	0	0	0
Morning Pointe of Lexington	0	0	0	0	0	0	0	0
Morning Pointe of Lexington East	0	0	0	0	0	0	0	0
Richmond Place Senior Living	0	0	0	0	0	0	0	0
Signature Healthcare At Tanbark Rehab	0	0	0	0	0	0	0	0
The Breckinridge	0	0	0	0	0	0	0	0
The Legacy at the Willows	0	0	0	0	0	0	0	0
The Willows at Fritz Farm	0	0	0	0	0	0	0	0
The Willows at Hamburg	0	0	0	0	0	0	0	0
Willows at Citation	0	0	0	0	0	0	0	0
FAYETTE County Total:	1	1	6	789	0	0	0	0
FRANKLIN								
Dominion Senior Living of Frankfort	0	0	0	0	0	0	0	0
Morning Pointe of Frankfort	0	0	0	0	0	0	0	0
The Lantern at Morning Pointe of Frankfort	0	0	0	0	0	0	0	0
FRANKLIN County Total:	0	0	0	0	0	0	0	0
HARRISON								
Cedar Ridge Health Campus	0	0	0	0	0	0	0	0
Parkside Manor	3	1098	5	1092	0	0	0	0

*CMHC - Community Mental Health Center

**SMI - Severe Mental Illness

Table 2E - Personal Care Bed Census With SMI by Gender & Ages 65 & Older**

CMHC* Region / County / Facility	65-84				85 & Older			
	Male SMI Census	Male SMI Inpatient Days	Female SMI Census	Female SMI Inpatient Days	Male SMI Census	Male SMI Inpatient Days	Female SMI Census	Female SMI Inpatient Days
Shady Lawn Home	9	3294	3	1016	0	0	0	0
HARRISON County Total:	12	4,392	8	2,108	0	0	0	0
JESSAMINE								
Bridgepointe At Ashgrove Woods	0	0	0	0	0	0	0	0
Rose Terrace Lodge	12	3327	13	4336	0	0	0	0
Wesley Village	0	0	0	0	0	0	0	0
JESSAMINE County Total:	12	3,327	13	4,336	0	0	0	0
LINCOLN								
Waynesburg Manor	8	2120	4	1464	0	0	0	0
LINCOLN County Total:	8	2,120	4	1,464	0	0	0	0
MADISON								
Dominion Senior Living of Richmond	0	0	0	0	0	0	0	0
Morning Pointe of Richmond	0	0	0	0	0	0	0	0
Telford Terrace	0	0	0	0	0	0	0	0
MADISON County Total:	0	0	0	0	0	0	0	0
MERCER								
The Willows at Harrodsburg	0	0	0	0	0	0	0	0
MERCER County Total:	0	0	0	0	0	0	0	0
POWELL								
Stanton Nursing and Rehabilitation Center	0	0	1	336	0	0	0	0
POWELL County Total:	0	0	1	336	0	0	0	0
SCOTT								
The Meadows At Windsor Gardens	0	0	0	0	0	0	0	0
SCOTT County Total:	0	0	0	0	0	0	0	0
WOODFORD								
Taylor Manor Nursing Home	0	0	0	0	0	0	0	0

*CMHC - Community Mental Health Center

**SMI - Severe Mental Illness

Table 2E - Personal Care Bed Census With SMI by Gender & Ages 65 & Older**

CMHC* Region / County / Facility	65-84				85 & Older			
	Male SMI Census	Male SMI Inpatient Days	Female SMI Census	Female SMI Inpatient Days	Male SMI Census	Male SMI Inpatient Days	Female SMI Census	Female SMI Inpatient Days
The Homeplace At Midway	0	0	0	0	0	0	0	0
WOODFORD County Total:	0	0	0	0	0	0	0	0
Bluegrass CMHC Total:	33	9,840	32	9,033	0	0	0	0
Communicare								
GRAYSON								
Grayson Nursing and Rehabilitation	2	479	4	1313	0	0	1	136
GRAYSON County Total:	2	479	4	1,313	0	0	1	136
HARDIN								
Signature Healthcare at North Hardin Rehab	0	0	0	0	0	0	0	0
HARDIN County Total:	0	0	0	0	0	0	0	0
MARION								
Loretto Motherhouse Infirmary	0	0	2	377	0	0	4	1377
The Village of Lebanon II	0	0	0	0	0	0	0	0
MARION County Total:	0	0	2	377	0	0	4	1,377
NELSON								
Cooper Trail Senior Living	0	0	0	0	0	0	0	0
Windsor Gardens CCRC	0	0	0	0	0	0	0	0
NELSON County Total:	0	0	0	0	0	0	0	0
WASHINGTON								
Sansbury Care Center	0	0	0	0	0	0	0	0
WASHINGTON County Total:	0	0	0	0	0	0	0	0
Communicare CMHC Total:	2	479	6	1,690	0	0	5	1,513
Cumberland River								
BELL								
Generations Center of Middlesboro	0	0	0	0	0	0	0	0
BELL County Total:	0	0	0	0	0	0	0	0

*CMHC - Community Mental Health Center

**SMI - Severe Mental Illness

Table 2E - Personal Care Bed Census With SMI by Gender & Ages 65 & Older**

CMHC* Region / County / Facility	65-84				85 & Older			
	Male SMI Census	Male SMI Inpatient Days	Female SMI Census	Female SMI Inpatient Days	Male SMI Census	Male SMI Inpatient Days	Female SMI Census	Female SMI Inpatient Days
HARLAN								
The Laurels	14	5124	14	5124	0	0	2	732
HARLAN County Total:	14	5,124	14	5,124	0	0	2	732
KNOX								
Christian Health Center - Corbin	0	0	2	361	0	0	0	0
KNOX County Total:	0	0	2	361	0	0	0	0
Cumberland River CMHC Total:	14	5,124	16	5,485	0	0	2	732
Four Rivers								
CALLOWAY								
Fern Terrace of Murray	12	2706	16	2745	0	0	1	305
Gardens At Hickory Woods	0	0	0	0	0	0	0	0
CALLOWAY County Total:	12	2,706	16	2,745	0	0	1	305
CARLISLE								
Countryside Center	0	0	1	189	0	0	0	0
CARLISLE County Total:	0	0	1	189	0	0	0	0
GRAVES								
Fern Terrace of Mayfield	3	1098	3	1098	0	0	0	0
GRAVES County Total:	3	1,098	3	1,098	0	0	0	0
HICKMAN								
Clinton Hickman County Nursing Facility	0	0	0	0	0	0	0	0
Clinton Place	0	0	0	0	0	0	0	0
HICKMAN County Total:	0	0	0	0	0	0	0	0
MCCRACKEN								
Gaither Suites at West Park	0	0	0	0	0	0	0	0
MCCRACKEN County Total:	0	0	0	0	0	0	0	0
Four Rivers CMHC Total:	15	3,804	20	4,032	0	0	1	305

*CMHC - Community Mental Health Center

**SMI - Severe Mental Illness

Table 2E - Personal Care Bed Census With SMI by Gender & Ages 65 & Older**

CMHC* Region / County / Facility	65-84				85 & Older			
	Male SMI Census	Male SMI Inpatient Days	Female SMI Census	Female SMI Inpatient Days	Male SMI Census	Male SMI Inpatient Days	Female SMI Census	Female SMI Inpatient Days
Kentucky River								
KNOTT								
Golden Years Rest Home	3	366	7	366	0	0	0	0
KNOTT County Total:	3	366	7	366	0	0	0	0
OWSLEY								
Owsley County Health Care Center	0	0	0	0	0	0	0	0
OWSLEY County Total:	0	0	0	0	0	0	0	0
Kentucky River CMHC Total:	3	366	7	366	0	0	0	0
LifeSkills								
ALLEN								
Cornerstone Manor	3	1098	3	776	0	0	0	0
Scottsville Manor	12	3731	2	732	0	0	0	0
ALLEN County Total:	15	4,829	5	1,508	0	0	0	0
BARREN								
NHC HealthCare, Glasgow	0	0	0	0	0	0	0	0
BARREN County Total:	0	0	0	0	0	0	0	0
EDMONSON								
Edmonson Center	0	0	0	0	0	0	0	0
EDMONSON County Total:	0	0	0	0	0	0	0	0
HART								
Hart County Manor	8	2788	4	1464	0	0	0	0
HART County Total:	8	2,788	4	1,464	0	0	0	0
METCALFE								
Harpers Home for the Aged	0	0	0	0	0	0	0	0
Metcalfe Health Care Center	0	0	0	0	0	0	0	0
METCALFE County Total:	0	0	0	0	0	0	0	0

*CMHC - Community Mental Health Center

**SMI - Severe Mental Illness

Table 2E - Personal Care Bed Census With SMI by Gender & Ages 65 & Older**

CMHC* Region / County / Facility	65-84				85 & Older			
	Male SMI Census	Male SMI Inpatient Days	Female SMI Census	Female SMI Inpatient Days	Male SMI Census	Male SMI Inpatient Days	Female SMI Census	Female SMI Inpatient Days
SIMPSON								
Lewis Memorial Methodist Home	0	0	11	3196	0	0	3	830
SIMPSON County Total:	0	0	11	3,196	0	0	3	830
WARREN								
Christian Health Center, Bowling Green	0	0	0	0	0	0	0	0
Fern Terrace of Bowling Green	13	4758	19	6954	0	0	0	0
The Haven At Massey Springs	0	0	0	0	0	0	2	400
WARREN County Total:	13	4,758	19	6,954	0	0	2	400
LifeSkills CMHC Total:	36	12,375	39	13,122	0	0	5	1,230
Mountain								
JOHNSON								
Venture Home of Paintsville	17	4008	15	2310	0	0	1	366
JOHNSON County Total:	17	4,008	15	2,310	0	0	1	366
MAGOFFIN								
Salyersville Nursing and Rehabilitation Center	0	0	0	0	0	0	0	0
MAGOFFIN County Total:	0	0	0	0	0	0	0	0
Mountain CMHC Total:	17	4,008	15	2,310	0	0	1	366
NorthKey								
BOONE								
Colonial Gardens	0	0	0	0	0	0	0	0
Dominion Senior Living of Florence	0	0	0	0	0	0	0	0
BOONE County Total:	0	0	0	0	0	0	0	0
CAMPBELL								
Carmel Manor	1	366	1	75	2	219	1	366
The Seasons at Alexandria	0	0	0	0	0	0	0	0

*CMHC - Community Mental Health Center

**SMI - Severe Mental Illness

Table 2E - Personal Care Bed Census With SMI by Gender & Ages 65 & Older**

CMHC* Region / County / Facility	65-84				85 & Older			
	Male SMI Census	Male SMI Inpatient Days	Female SMI Census	Female SMI Inpatient Days	Male SMI Census	Male SMI Inpatient Days	Female SMI Census	Female SMI Inpatient Days
CAMPBELL County Total:	1	366	1	75	2	219	1	366
CARROLL								
Carrollton Manor	7	2562	5	1635	0	0	1	66
Valley Haven Rest Home	34	12444	0	0	0	0	0	0
CARROLL County Total:	41	15,006	5	1,635	0	0	1	66
GRANT								
Jonesville Rest Home	1	366	1	366	0	0	0	0
GRANT County Total:	1	366	1	366	0	0	0	0
KENTON								
Charter Senior Living of Edgewood	0	0	0	0	0	0	0	0
Covington Ladies Home	0	0	0	0	0	0	0	0
Emerald Trace	0	0	0	0	0	0	0	0
Ivy Knoll	0	0	0	0	0	0	0	0
Madonna Manor	0	0	0	0	0	0	1	366
Regency Manor	4	1464	6	1714	0	0	0	0
Regency Manor North	2	732	3	1098	0	0	0	0
St Charles Care Center	0	0	0	0	0	0	0	0
KENTON County Total:	6	2,196	9	2,812	0	0	1	366
PENDLETON								
Falmouth Personal Care Home	3	1098	1	366	0	0	0	0
The Front Gate	0	0	0	0	0	0	0	0
PENDLETON County Total:	3	1,098	1	366	0	0	0	0
NorthKey CMHC Total:	52	19,032	17	5,254	2	219	3	798
Pathways								
BOYD								
Artrips Personal Care Home	0	0	0	0	0	0	0	0
Hamiltons Personal Care Home	2	691	1	366	0	0	0	0
Kings Daughters And Sons Home	0	0	0	0	0	0	0	0

*CMHC - Community Mental Health Center

**SMI - Severe Mental Illness

Table 2E - Personal Care Bed Census With SMI by Gender & Ages 65 & Older**

CMHC* Region / County / Facility	65-84				85 & Older			
	Male SMI Census	Male SMI Inpatient Days	Female SMI Census	Female SMI Inpatient Days	Male SMI Census	Male SMI Inpatient Days	Female SMI Census	Female SMI Inpatient Days
BOYD County Total:	2	691	1	366	0	0	0	0
GREENUP								
Frasures Personal Care Home	4	1464	9	2667	0	0	0	0
Morning Pointe Of Russell	1	366	0	0	0	0	0	0
Russell Convalescent Home	2	732	0	0	0	0	0	0
The Lantern At Morning Pointe Alzheimers and Memory Care	0	0	0	0	0	0	1	366
Trinity Station Retirement Community	0	0	0	0	0	0	0	0
GREENUP County Total:	7	2,562	9	2,667	0	0	1	366
LAWRENCE								
The Jordan Center	0	0	0	0	0	0	0	0
LAWRENCE County Total:	0	0	0	0	0	0	0	0
MENIFEE								
Edgewood Estates	0	0	0	0	0	0	0	0
MENIFEE County Total:	0	0	0	0	0	0	0	0
MONTGOMERY								
Regency Memory Care	0	0	0	0	0	0	0	0
MONTGOMERY County Total:	0	0	0	0	0	0	0	0
MORGAN								
West Liberty Nursing and Rehabilitation Center	0	0	0	0	0	0	0	0
MORGAN County Total:	0	0	0	0	0	0	0	0
Pathways CMHC Total:	9	3,253	10	3,033	0	0	1	366
Pennyroyal								
CALDWELL								
Highland Homes, Inc.	19	6954	10	3660	0	0	0	0
CALDWELL County Total:	19	6,954	10	3,660	0	0	0	0

*CMHC - Community Mental Health Center

**SMI - Severe Mental Illness

Table 2E - Personal Care Bed Census With SMI by Gender & Ages 65 & Older**

CMHC* Region / County / Facility	65-84				85 & Older			
	Male SMI Census	Male SMI Inpatient Days	Female SMI Census	Female SMI Inpatient Days	Male SMI Census	Male SMI Inpatient Days	Female SMI Census	Female SMI Inpatient Days
CHRISTIAN								
Christian County Manor	0	0	0	0	0	0	0	0
Christian Health Center, Hopkinsville	0	0	0	0	0	0	0	0
Pennyryle Home	18	4567	16	5001	1	355	1	335
CHRISTIAN County Total:	18	4,567	16	5,001	1	355	1	335
CRITTENDEN								
Crittenden County Health and Rehabilitation Center	0	0	0	0	0	0	0	0
CRITTENDEN County Total:	0	0	0	0	0	0	0	0
HOPKINS								
The Homestead	8	1941	5	1469	0	0	0	0
The Oaks PCH/Madisonville	9	3294	1	366	0	0	0	0
HOPKINS County Total:	17	5,235	6	1,835	0	0	0	0
MUHLENBERG								
Greenville Nursing and Rehabilitation	4	1184	3	28	0	0	1	276
Sparks Nursing Center	1	366	3	1098	0	0	1	366
MUHLENBERG County Total:	5	1,550	6	1,126	0	0	2	642
TRIGG								
Better Senior Living	14	4026	15	4890	0	0	0	0
TRIGG County Total:	14	4,026	15	4,890	0	0	0	0
Pennyroyal CMHC Total:	73	22,332	53	16,512	1	355	3	977
River Valley								
DAVIESS								
Carmel Home	0	0	0	0	0	0	0	0
Davco Rest Home	21	2727	20	3152	0	0	0	0
Fern Terrace of Owensboro	9	2936	23	6317	0	0	2	401

*CMHC - Community Mental Health Center

**SMI - Severe Mental Illness

Table 2E - Personal Care Bed Census With SMI by Gender & Ages 65 & Older**

CMHC* Region / County / Facility	65-84				85 & Older			
	Male SMI Census	Male SMI Inpatient Days	Female SMI Census	Female SMI Inpatient Days	Male SMI Census	Male SMI Inpatient Days	Female SMI Census	Female SMI Inpatient Days
Owensboro Center	6	413	7	1490	0	0	0	0
Rosedale Rest Home	7	1087	2	730	0	0	0	0
DAVIESS County Total:	43	7,163	52	11,689	0	0	2	401
HANCOCK								
The Oaks PCH/Lewisport	4	1464	3	734	0	0	0	0
HANCOCK County Total:	4	1,464	3	734	0	0	0	0
HENDERSON								
Henderson Manor	5	1547	9	3294	0	0	0	0
HENDERSON County Total:	5	1,547	9	3,294	0	0	0	0
MCLEAN								
Sunny Acres	3	880	0	0	0	0	0	0
MCLEAN County Total:	3	880	0	0	0	0	0	0
OHIO								
Beaver Dam Nursing and Rehab Center	1	366	2	732	0	0	0	0
OHIO County Total:	1	366	2	732	0	0	0	0
River Valley CMHC Total:	56	11,420	66	16,449	0	0	2	401
Seven Counties								
BULLITT								
Colonial House of Shepherdsville	1	366	2	732	0	0	0	0
Sanders Ridge Health Campus	0	0	0	0	0	0	0	0
BULLITT County Total:	1	366	2	732	0	0	0	0
JEFFERSON								
Anthology of Louisville	0	0	0	0	0	0	0	0
Barton House of Louisville 1	0	0	0	0	0	0	0	0
Belmont Village	0	0	0	0	0	0	0	0
Brookdale Stonestreet	0	0	0	0	0	0	0	0
Dominion Senior Living of Louisville	1	255	1	366	0	0	0	0

*CMHC - Community Mental Health Center

**SMI - Severe Mental Illness

Table 2E - Personal Care Bed Census With SMI by Gender & Ages 65 & Older**

CMHC* Region / County / Facility	65-84				85 & Older			
	Male SMI Census	Male SMI Inpatient Days	Female SMI Census	Female SMI Inpatient Days	Male SMI Census	Male SMI Inpatient Days	Female SMI Census	Female SMI Inpatient Days
Eastern Star Home in KY	1	352	1	366	1	84	1	344
Episcopal Church Home	0	0	0	0	0	0	0	0
Forest Hills Commons	0	0	0	0	0	0	0	0
Forest Springs Health Campus	0	0	2	730	3	1095	8	2920
Glen Ridge Health Campus	0	0	0	0	0	0	0	0
Hallmark House Louisville II	9	2928	5	1830	3	1098	7	2562
Heartsong Memory Care	1	170	1	339	0	0	0	0
Little Sisters of the Poor	0	0	0	0	0	0	0	0
Louisville Protestant Altenheim	0	0	1	366	0	0	0	0
Masonic Home of Louisville	7	1884	11	3036	7	1166	5	1241
Morning Pointe Of Louisville At South Hurstbourne	2	732	1	366	1	366	2	732
Nazareth Home	4	1150	9	1608	3	554	23	4891
Nazareth Home Clifton	1	104	2	696	1	104	1	318
Park Louisville	0	0	0	0	0	0	0	0
Parrs Rest Home	0	0	1	366	0	0	0	0
Rose Anna Hughes Home/Westminster	0	0	0	0	0	0	0	0
Storypoint Prospect	0	0	5	1011	0	0	0	0
Sunrise of Louisville	2	732	0	0	0	0	0	0
Symphony at Valley Farms	0	0	0	0	0	0	0	0
The Enclave of East Louisville	0	0	0	0	0	0	0	0
The Forum at Brookside	0	0	0	0	0	0	0	0
The Lantern At Morning Pointe (Louisville)	0	0	0	0	0	0	0	0
The Legacy at English Station	1	364	0	0	0	0	0	0
Treyton Oaks Towers	1	95	1	366	2	405	3	218
Wesley Manor	0	0	0	0	0	0	0	0
Westport Place Health Campus	0	0	0	0	0	0	0	0
Wickshire Blankenbaker	0	0	0	0	0	0	0	0

*CMHC - Community Mental Health Center

**SMI - Severe Mental Illness

Table 2E - Personal Care Bed Census With SMI by Gender & Ages 65 & Older**

CMHC* Region / County / Facility	65-84				85 & Older			
	Male SMI Census	Male SMI Inpatient Days	Female SMI Census	Female SMI Inpatient Days	Male SMI Census	Male SMI Inpatient Days	Female SMI Census	Female SMI Inpatient Days
JEFFERSON County Total:	30	8,766	41	11,446	21	4,872	50	13,226
SHELBY								
Colonial Hall Manor	15	5490	15	4118	0	0	1	300
Masonic Home of Shelbyville	0	0	0	0	0	0	0	0
SHELBY County Total:	15	5,490	15	4,118	0	0	1	300
Seven Counties CMHC Total:	46	14,622	58	16,296	21	4,872	51	13,526
State Total	373	112,167	355	98,265	24	5,446	74	20,214

*CMHC - Community Mental Health Center

**SMI - Severe Mental Illness

Table 2EE - Personal Care Bed Census by Gender & Ages 65 & Older

Patients With SMI Receiving State Supplementation

CMHC Region / County / Facility	65-84				85 & Older			
	Male SMI State Supp Census	Male SMI State Supp Inpatient Days	Female SMI State Supp Census	Female SMI State Supp Inpatient Days	Male SMI State Supp Census	Male SMI State Supp Inpatient Days	Female SMI State Supp Census	Female SMI State Supp Inpatient Days
Adanta								
MCCREARY								
Cumberland Manor Rest Home	6	2196	2	732	0	0	0	0
MCCREARY County Total:	6	2,196	2	732	0	0	0	0
PULASKI								
Bluegrass Senior Living Somerset	0	0	0	0	0	0	0	0
Crestview Personal Care	2	380	5	1130	0	0	0	0
Somerview Personal Care Home	1	350	2	634	0	0	0	0
PULASKI County Total:	3	730	7	1,764	0	0	0	0
WAYNE								
Dishman Personal Care Home	7	2553	5	1454	0	0	0	0
Hicks Golden Years Nursing Home	1	366	0	0	0	0	0	0
WAYNE County Total:	8	2,919	5	1,454	0	0	0	0
Adanta CMHC Total:	17	5,845	14	3,950	0	0	0	0
Bluegrass								
BOURBON								
Bourbon Heights	0	0	0	0	0	0	0	0
BOURBON County Total:	0	0	0	0	0	0	0	0
BOYLE								
McDowell Place of Danville	0	0	0	0	0	0	0	0
Morning Pointe of Danville	0	0	0	0	0	0	0	0
BOYLE County Total:	0	0	0	0	0	0	0	0
ESTILL								
Irvine Nursing and Rehabilitation	0	0	0	0	0	0	0	0
ESTILL County Total:	0	0	0	0	0	0	0	0

*CMHC - Community Mental Health Center

*SMI - Severe Mental Illness

*State Supp - Supplementation for needy persons who are aged, blind or have a disability (KRS 205.245)

Patients With SMI Receiving State Supplementation

CMHC Region / County / Facility	65-84				85 & Older			
	Male SMI State Supp Census	Male SMI State Supp Inpatient Days	Female SMI State Supp Census	Female SMI State Supp Inpatient Days	Male SMI State Supp Census	Male SMI State Supp Inpatient Days	Female SMI State Supp Census	Female SMI State Supp Inpatient Days
FAYETTE								
Cedarhurst of Beaumont	0	0	0	0	0	0	0	0
Central Ky Recovery Center Unit 1	0	0	5	71	0	0	0	0
Central KY Recovery Center Unit 2	0	0	0	0	0	0	0	0
Lantern at Morning Pointe Alz and Memory Care	0	0	0	0	0	0	0	0
Legacy Reserve at Fritz Farm	0	0	0	0	0	0	0	0
Lexington Country Place	0	0	0	0	0	0	0	0
Mayfair Village Retirement Center	0	0	0	0	0	0	0	0
Morning Pointe of Lexington	0	0	0	0	0	0	0	0
Morning Pointe of Lexington East	0	0	0	0	0	0	0	0
Richmond Place Senior Living	0	0	0	0	0	0	0	0
Signature Healthcare At Tanbark Rehab	0	0	0	0	0	0	0	0
The Breckinridge	0	0	0	0	0	0	0	0
The Legacy at the Willows	0	0	0	0	0	0	0	0
The Willows at Fritz Farm	0	0	0	0	0	0	0	0
The Willows at Hamburg	0	0	0	0	0	0	0	0
Willows at Citation	0	0	0	0	0	0	0	0
FAYETTE County Total:	0	0	5	71	0	0	0	0
FRANKLIN								
Dominion Senior Living of Frankfort	0	0	0	0	0	0	0	0
Morning Pointe of Frankfort	0	0	0	0	0	0	0	0
The Lantern at Morning Pointe of Frankfort	0	0	0	0	0	0	0	0
FRANKLIN County Total:	0	0	0	0	0	0	0	0
HARRISON								
Cedar Ridge Health Campus	0	0	0	0	0	0	0	0

*CMHC - Community Mental Health Center

*SMI - Severe Mental Illness

*State Supp - Supplementation for needy persons who are aged, blind or have a disability (KRS 205.245)

Patients With SMI Receiving State Supplementation

CMHC Region / County / Facility	65-84				85 & Older			
	Male SMI State Supp Census	Male SMI State Supp Inpatient Days	Female SMI State Supp Census	Female SMI State Supp Inpatient Days	Male SMI State Supp Census	Male SMI State Supp Inpatient Days	Female SMI State Supp Census	Female SMI State Supp Inpatient Days
Parkside Manor	3	1098	5	1092	0	0	0	0
Shady Lawn Home	8	2928	3	1016	0	0	0	0
HARRISON County Total:	11	4,026	8	2,108	0	0	0	0
JESSAMINE								
Bridgepointe At Ashgrove Woods	0	0	0	0	0	0	0	0
Rose Terrace Lodge	10	2961	9	2872	0	0	0	0
Wesley Village	0	0	0	0	0	0	0	0
JESSAMINE County Total:	10	2,961	9	2,872	0	0	0	0
LINCOLN								
Waynesburg Manor	5	1830	2	732	0	0	0	0
LINCOLN County Total:	5	1,830	2	732	0	0	0	0
MADISON								
Dominion Senior Living of Richmond	0	0	0	0	0	0	0	0
Morning Pointe of Richmond	0	0	0	0	0	0	0	0
Telford Terrace	0	0	0	0	0	0	0	0
MADISON County Total:	0	0	0	0	0	0	0	0
MERCER								
The Willows at Harrodsburg	0	0	0	0	0	0	0	0
MERCER County Total:	0	0	0	0	0	0	0	0
POWELL								
Stanton Nursing and Rehabilitation Center	0	0	1	336	0	0	0	0
POWELL County Total:	0	0	1	336	0	0	0	0
SCOTT								
The Meadows At Windsor Gardens	0	0	0	0	0	0	0	0
SCOTT County Total:	0	0	0	0	0	0	0	0

*CMHC - Community Mental Health Center

*SMI - Severe Mental Illness

*State Supp - Supplementation for needy persons who are aged, blind or have a disability (KRS 205.245)

Table 2EE - Personal Care Bed Census by Gender & Ages 65 & Older

Patients With SMI Receiving State Supplementation

CMHC Region / County / Facility	65-84				85 & Older			
	Male SMI State Supp Census	Male SMI State Supp Inpatient Days	Female SMI State Supp Census	Female SMI State Supp Inpatient Days	Male SMI State Supp Census	Male SMI State Supp Inpatient Days	Female SMI State Supp Census	Female SMI State Supp Inpatient Days
Adanta								
MCCREARY								
Cumberland Manor Rest Home	6	2196	2	732	0	0	0	0
MCCREARY County Total:	6	2,196	2	732	0	0	0	0
PULASKI								
Bluegrass Senior Living Somerset	0	0	0	0	0	0	0	0
Crestview Personal Care	2	380	5	1130	0	0	0	0
Somerview Personal Care Home	1	350	2	634	0	0	0	0
PULASKI County Total:	3	730	7	1,764	0	0	0	0
WAYNE								
Dishman Personal Care Home	7	2553	5	1454	0	0	0	0
Hicks Golden Years Nursing Home	1	366	0	0	0	0	0	0
WAYNE County Total:	8	2,919	5	1,454	0	0	0	0
Adanta CMHC Total:	17	5,845	14	3,950	0	0	0	0
Bluegrass								
BOURBON								
Bourbon Heights	0	0	0	0	0	0	0	0
BOURBON County Total:	0	0	0	0	0	0	0	0
BOYLE								
McDowell Place of Danville	0	0	0	0	0	0	0	0
Morning Pointe of Danville	0	0	0	0	0	0	0	0
BOYLE County Total:	0	0	0	0	0	0	0	0
ESTILL								
Irvine Nursing and Rehabilitation	0	0	0	0	0	0	0	0
ESTILL County Total:	0	0	0	0	0	0	0	0

*CMHC - Community Mental Health Center

*SMI - Severe Mental Illness

*State Supp - Supplementation for needy persons who are aged, blind or have a disability (KRS 205.245)

Patients With SMI Receiving State Supplementation

CMHC Region / County / Facility	65-84				85 & Older			
	Male SMI State Supp Census	Male SMI State Supp Inpatient Days	Female SMI State Supp Census	Female SMI State Supp Inpatient Days	Male SMI State Supp Census	Male SMI State Supp Inpatient Days	Female SMI State Supp Census	Female SMI State Supp Inpatient Days
FAYETTE								
Cedarhurst of Beaumont	0	0	0	0	0	0	0	0
Central Ky Recovery Center Unit 1	0	0	5	71	0	0	0	0
Central KY Recovery Center Unit 2	0	0	0	0	0	0	0	0
Lantern at Morning Pointe Alz and Memory Care	0	0	0	0	0	0	0	0
Legacy Reserve at Fritz Farm	0	0	0	0	0	0	0	0
Lexington Country Place	0	0	0	0	0	0	0	0
Mayfair Village Retirement Center	0	0	0	0	0	0	0	0
Morning Pointe of Lexington	0	0	0	0	0	0	0	0
Morning Pointe of Lexington East	0	0	0	0	0	0	0	0
Richmond Place Senior Living	0	0	0	0	0	0	0	0
Signature Healthcare At Tanbark Rehab	0	0	0	0	0	0	0	0
The Breckinridge	0	0	0	0	0	0	0	0
The Legacy at the Willows	0	0	0	0	0	0	0	0
The Willows at Fritz Farm	0	0	0	0	0	0	0	0
The Willows at Hamburg	0	0	0	0	0	0	0	0
Willows at Citation	0	0	0	0	0	0	0	0
FAYETTE County Total:	0	0	5	71	0	0	0	0
FRANKLIN								
Dominion Senior Living of Frankfort	0	0	0	0	0	0	0	0
Morning Pointe of Frankfort	0	0	0	0	0	0	0	0
The Lantern at Morning Pointe of Frankfort	0	0	0	0	0	0	0	0
FRANKLIN County Total:	0	0	0	0	0	0	0	0
HARRISON								
Cedar Ridge Health Campus	0	0	0	0	0	0	0	0

*CMHC - Community Mental Health Center

*SMI - Severe Mental Illness

*State Supp - Supplementation for needy persons who are aged, blind or have a disability (KRS 205.245)

Patients With SMI Receiving State Supplementation

CMHC Region / County / Facility	65-84				85 & Older			
	Male SMI State Supp Census	Male SMI State Supp Inpatient Days	Female SMI State Supp Census	Female SMI State Supp Inpatient Days	Male SMI State Supp Census	Male SMI State Supp Inpatient Days	Female SMI State Supp Census	Female SMI State Supp Inpatient Days
Parkside Manor	3	1098	5	1092	0	0	0	0
Shady Lawn Home	8	2928	3	1016	0	0	0	0
HARRISON County Total:	11	4,026	8	2,108	0	0	0	0
JESSAMINE								
Bridgepointe At Ashgrove Woods	0	0	0	0	0	0	0	0
Rose Terrace Lodge	10	2961	9	2872	0	0	0	0
Wesley Village	0	0	0	0	0	0	0	0
JESSAMINE County Total:	10	2,961	9	2,872	0	0	0	0
LINCOLN								
Waynesburg Manor	5	1830	2	732	0	0	0	0
LINCOLN County Total:	5	1,830	2	732	0	0	0	0
MADISON								
Dominion Senior Living of Richmond	0	0	0	0	0	0	0	0
Morning Pointe of Richmond	0	0	0	0	0	0	0	0
Telford Terrace	0	0	0	0	0	0	0	0
MADISON County Total:	0	0	0	0	0	0	0	0
MERCER								
The Willows at Harrodsburg	0	0	0	0	0	0	0	0
MERCER County Total:	0	0	0	0	0	0	0	0
POWELL								
Stanton Nursing and Rehabilitation Center	0	0	1	336	0	0	0	0
POWELL County Total:	0	0	1	336	0	0	0	0
SCOTT								
The Meadows At Windsor Gardens	0	0	0	0	0	0	0	0
SCOTT County Total:	0	0	0	0	0	0	0	0

*CMHC - Community Mental Health Center

*SMI - Severe Mental Illness

*State Supp - Supplementation for needy persons who are aged, blind or have a disability (KRS 205.245)

Patients With SMI Receiving State Supplementation

CMHC Region / County / Facility	65-84				85 & Older			
	Male SMI State Supp Census	Male SMI State Supp Inpatient Days	Female SMI State Supp Census	Female SMI State Supp Inpatient Days	Male SMI State Supp Census	Male SMI State Supp Inpatient Days	Female SMI State Supp Census	Female SMI State Supp Inpatient Days
WOODFORD								
Taylor Manor Nursing Home	0	0	0	0	0	0	0	0
The Homeplace At Midway	0	0	0	0	0	0	0	0
WOODFORD County Total:	0	0	0	0	0	0	0	0
Bluegrass CMHC Total:	26	8,817	25	6,119	0	0	0	0
Communicare								
GRAYSON								
Grayson Nursing and Rehabilitation	1	194	1	331	0	0	1	136
GRAYSON County Total:	1	194	1	331	0	0	1	136
HARDIN								
Signature Healthcare at North Hardin Rehab	0	0	0	0	0	0	0	0
HARDIN County Total:	0	0	0	0	0	0	0	0
MARION								
Loretto Motherhouse Infirmary	0	0	1	28	0	0	2	730
The Village of Lebanon II	0	0	0	0	0	0	0	0
MARION County Total:	0	0	1	28	0	0	2	730
NELSON								
Cooper Trail Senior Living	0	0	0	0	0	0	0	0
Windsor Gardens CCRC	0	0	0	0	0	0	0	0
NELSON County Total:	0	0	0	0	0	0	0	0
WASHINGTON								
Sansbury Care Center	0	0	0	0	0	0	0	0
WASHINGTON County Total:	0	0	0	0	0	0	0	0
Communicare CMHC Total:	1	194	2	359	0	0	3	866

Patients With SMI Receiving State Supplementation

*CMHC - Community Mental Health Center

*SMI - Severe Mental Illness

*State Supp - Supplementation for needy persons who are aged, blind or have a disability (KRS 205.245)

CMHC Region / County / Facility	65-84				85 & Older			
	Male SMI State Supp Census	Male SMI State Supp Inpatient Days	Female SMI State Supp Census	Female SMI State Supp Inpatient Days	Male SMI State Supp Census	Male SMI State Supp Inpatient Days	Female SMI State Supp Census	Female SMI State Supp Inpatient Days
Cumberland River								
BELL								
Generations Center of Middlesboro	0	0	0	0	0	0	0	0
BELL County Total:	0	0	0	0	0	0	0	0
HARLAN								
The Laurels	14	5124	14	5124	0	0	2	732
HARLAN County Total:	14	5,124	14	5,124	0	0	2	732
KNOX								
Christian Health Center - Corbin	0	0	2	361	0	0	0	0
KNOX County Total:	0	0	2	361	0	0	0	0
Cumberland River CMHC Total:	14	5,124	16	5,485	0	0	2	732
Four Rivers								
CALLOWAY								
Fern Terrace of Murray	9	2256	9	1559	0	0	0	0
Gardens At Hickory Woods	0	0	0	0	0	0	0	0
CALLOWAY County Total:	9	2,256	9	1,559	0	0	0	0
CARLISLE								
Countryside Center	0	0	1	189	0	0	0	0
CARLISLE County Total:	0	0	1	189	0	0	0	0
GRAVES								
Fern Terrace of Mayfield	3	1098	3	1098	0	0	0	0
GRAVES County Total:	3	1,098	3	1,098	0	0	0	0
HICKMAN								
Clinton Hickman County Nursing Facility	0	0	0	0	0	0	0	0

Patients With SMI Receiving State Supplementation

*CMHC - Community Mental Health Center

*SMI - Severe Mental Illness

*State Supp - Supplementation for needy persons who are aged, blind or have a disability (KRS 205.245)

CMHC Region / County / Facility	65-84				85 & Older			
	Male SMI State Supp Census	Male SMI State Supp Inpatient Days	Female SMI State Supp Census	Female SMI State Supp Inpatient Days	Male SMI State Supp Census	Male SMI State Supp Inpatient Days	Female SMI State Supp Census	Female SMI State Supp Inpatient Days
Clinton Place	0	0	0	0	0	0	0	0
HICKMAN County Total:	0	0	0	0	0	0	0	0
MCCRACKEN								
Gaither Suites at West Park	0	0	0	0	0	0	0	0
MCCRACKEN County Total:	0	0	0	0	0	0	0	0
Four Rivers CMHC Total:	12	3,354	13	2,846	0	0	0	0
Kentucky River								
KNOTT								
Golden Years Rest Home	3	366	1	366	0	0	0	0
KNOTT County Total:	3	366	1	366	0	0	0	0
OWSLEY								
Owsley County Health Care Center	0	0	0	0	0	0	0	0
OWSLEY County Total:	0	0	0	0	0	0	0	0
Kentucky River CMHC Total:	3	366	1	366	0	0	0	0
LifeSkills								
ALLEN								
Cornerstone Manor	3	1098	2	618	0	0	0	0
Scottsville Manor	8	2784	0	0	0	0	0	0
ALLEN County Total:	11	3,882	2	618	0	0	0	0
BARREN								
NHC HealthCare, Glasgow	0	0	0	0	0	0	0	0
BARREN County Total:	0	0	0	0	0	0	0	0
EDMONSON								
Edmonson Center	0	0	0	0	0	0	0	0
EDMONSON County Total:	0	0	0	0	0	0	0	0

*CMHC - Community Mental Health Center

*SMI - Severe Mental Illness

*State Supp - Supplementation for needy persons who are aged, blind or have a disability (KRS 205.245)

Patients With SMI Receiving State Supplementation

CMHC Region / County / Facility	65-84				85 & Older			
	Male SMI State Supp Census	Male SMI State Supp Inpatient Days	Female SMI State Supp Census	Female SMI State Supp Inpatient Days	Male SMI State Supp Census	Male SMI State Supp Inpatient Days	Female SMI State Supp Census	Female SMI State Supp Inpatient Days
HART								
Hart County Manor	8	2669	4	1464	0	0	0	0
HART County Total:	8	2,669	4	1,464	0	0	0	0
METCALFE								
Harpers Home for the Aged	0	0	0	0	0	0	0	0
Metcalfe Health Care Center	0	0	0	0	0	0	0	0
METCALFE County Total:	0	0	0	0	0	0	0	0
SIMPSON								
Lewis Memorial Methodist Home	0	0	1	366	0	0	2	732
SIMPSON County Total:	0	0	1	366	0	0	2	732
WARREN								
Christian Health Center, Bowling Green	0	0	0	0	0	0	0	0
Fern Terrace of Bowling Green	10	3660	19	6954	0	0	0	0
The Haven At Massey Springs	0	0	0	0	0	0	0	0
WARREN County Total:	10	3,660	19	6,954	0	0	0	0
LifeSkills CMHC Total:	29	10,211	26	9,402	0	0	2	732
Mountain								
JOHNSON								
Venture Home of Paintsville	17	4008	15	2310	0	0	1	366
JOHNSON County Total:	17	4,008	15	2,310	0	0	1	366
MAGOFFIN								
Salyersville Nursing and Rehabilitation Center	0	0	0	0	0	0	0	0
MAGOFFIN County Total:	0	0	0	0	0	0	0	0
Mountain CMHC Total:	17	4,008	15	2,310	0	0	1	366

*CMHC - Community Mental Health Center

*SMI - Severe Mental Illness

*State Supp - Supplementation for needy persons who are aged, blind or have a disability (KRS 205.245)

Patients With SMI Receiving State Supplementation

CMHC Region / County / Facility	65-84				85 & Older			
	Male SMI State Supp Census	Male SMI State Supp Inpatient Days	Female SMI State Supp Census	Female SMI State Supp Inpatient Days	Male SMI State Supp Census	Male SMI State Supp Inpatient Days	Female SMI State Supp Census	Female SMI State Supp Inpatient Days
NorthKey								
BOONE								
Colonial Gardens	0	0	0	0	0	0	0	0
Dominion Senior Living of Florence	0	0	0	0	0	0	0	0
BOONE County Total:	0	0	0	0	0	0	0	0
CAMPBELL								
Carmel Manor	0	0	0	0	0	0	0	0
The Seasons at Alexandria	0	0	0	0	0	0	0	0
CAMPBELL County Total:	0	0	0	0	0	0	0	0
CARROLL								
Carrollton Manor	5	1830	2	732	0	0	0	0
Valley Haven Rest Home	20	7320	0	0	0	0	0	0
CARROLL County Total:	25	9,150	2	732	0	0	0	0
GRANT								
Jonesville Rest Home	1	366	1	366	0	0	0	0
GRANT County Total:	1	366	1	366	0	0	0	0
KENTON								
Charter Senior Living of Edgewood	0	0	0	0	0	0	0	0
Covington Ladies Home	0	0	0	0	0	0	0	0
Emerald Trace	0	0	0	0	0	0	0	0
Ivy Knoll	0	0	0	0	0	0	0	0
Madonna Manor	0	0	0	0	0	0	0	0
Regency Manor	3	1098	2	496	0	0	0	0
Regency Manor North	2	732	2	732	0	0	0	0
St Charles Care Center	0	0	0	0	0	0	0	0
KENTON County Total:	5	1,830	4	1,228	0	0	0	0
PENDLETON								
Falmouth Personal Care Home	3	1098	1	366	0	0	0	0

*CMHC - Community Mental Health Center

*SMI - Severe Mental Illness

*State Supp - Supplementation for needy persons who are aged, blind or have a disability (KRS 205.245)

Table 2EE - Personal Care Bed Census by Gender & Ages 65 & Older

Patients With SMI Receiving State Supplementation

CMHC Region / County / Facility	65-84				85 & Older			
	Male SMI State Supp Census	Male SMI State Supp Inpatient Days	Female SMI State Supp Census	Female SMI State Supp Inpatient Days	Male SMI State Supp Census	Male SMI State Supp Inpatient Days	Female SMI State Supp Census	Female SMI State Supp Inpatient Days
Adanta								
MCCREARY								
Cumberland Manor Rest Home	6	2196	2	732	0	0	0	0
MCCREARY County Total:	6	2,196	2	732	0	0	0	0
PULASKI								
Bluegrass Senior Living Somerset	0	0	0	0	0	0	0	0
Crestview Personal Care	2	380	5	1130	0	0	0	0
Somerview Personal Care Home	1	350	2	634	0	0	0	0
PULASKI County Total:	3	730	7	1,764	0	0	0	0
WAYNE								
Dishman Personal Care Home	7	2553	5	1454	0	0	0	0
Hicks Golden Years Nursing Home	1	366	0	0	0	0	0	0
WAYNE County Total:	8	2,919	5	1,454	0	0	0	0
Adanta CMHC Total:	17	5,845	14	3,950	0	0	0	0
Bluegrass								
BOURBON								
Bourbon Heights	0	0	0	0	0	0	0	0
BOURBON County Total:	0	0	0	0	0	0	0	0
BOYLE								
McDowell Place of Danville	0	0	0	0	0	0	0	0
Morning Pointe of Danville	0	0	0	0	0	0	0	0
BOYLE County Total:	0	0	0	0	0	0	0	0
ESTILL								
Irvine Nursing and Rehabilitation	0	0	0	0	0	0	0	0
ESTILL County Total:	0	0	0	0	0	0	0	0

*CMHC - Community Mental Health Center

*SMI - Severe Mental Illness

*State Supp - Supplementation for needy persons who are aged, blind or have a disability (KRS 205.245)

Patients With SMI Receiving State Supplementation

CMHC Region / County / Facility	65-84				85 & Older			
	Male SMI State Supp Census	Male SMI State Supp Inpatient Days	Female SMI State Supp Census	Female SMI State Supp Inpatient Days	Male SMI State Supp Census	Male SMI State Supp Inpatient Days	Female SMI State Supp Census	Female SMI State Supp Inpatient Days
FAYETTE								
Cedarhurst of Beaumont	0	0	0	0	0	0	0	0
Central Ky Recovery Center Unit 1	0	0	5	71	0	0	0	0
Central KY Recovery Center Unit 2	0	0	0	0	0	0	0	0
Lantern at Morning Pointe Alz and Memory Care	0	0	0	0	0	0	0	0
Legacy Reserve at Fritz Farm	0	0	0	0	0	0	0	0
Lexington Country Place	0	0	0	0	0	0	0	0
Mayfair Village Retirement Center	0	0	0	0	0	0	0	0
Morning Pointe of Lexington	0	0	0	0	0	0	0	0
Morning Pointe of Lexington East	0	0	0	0	0	0	0	0
Richmond Place Senior Living	0	0	0	0	0	0	0	0
Signature Healthcare At Tanbark Rehab	0	0	0	0	0	0	0	0
The Breckinridge	0	0	0	0	0	0	0	0
The Legacy at the Willows	0	0	0	0	0	0	0	0
The Willows at Fritz Farm	0	0	0	0	0	0	0	0
The Willows at Hamburg	0	0	0	0	0	0	0	0
Willows at Citation	0	0	0	0	0	0	0	0
FAYETTE County Total:	0	0	5	71	0	0	0	0
FRANKLIN								
Dominion Senior Living of Frankfort	0	0	0	0	0	0	0	0
Morning Pointe of Frankfort	0	0	0	0	0	0	0	0
The Lantern at Morning Pointe of Frankfort	0	0	0	0	0	0	0	0
FRANKLIN County Total:	0	0	0	0	0	0	0	0
HARRISON								
Cedar Ridge Health Campus	0	0	0	0	0	0	0	0

*CMHC - Community Mental Health Center

*SMI - Severe Mental Illness

*State Supp - Supplementation for needy persons who are aged, blind or have a disability (KRS 205.245)

Patients With SMI Receiving State Supplementation

CMHC Region / County / Facility	65-84				85 & Older			
	Male SMI State Supp Census	Male SMI State Supp Inpatient Days	Female SMI State Supp Census	Female SMI State Supp Inpatient Days	Male SMI State Supp Census	Male SMI State Supp Inpatient Days	Female SMI State Supp Census	Female SMI State Supp Inpatient Days
Parkside Manor	3	1098	5	1092	0	0	0	0
Shady Lawn Home	8	2928	3	1016	0	0	0	0
HARRISON County Total:	11	4,026	8	2,108	0	0	0	0
JESSAMINE								
Bridgepointe At Ashgrove Woods	0	0	0	0	0	0	0	0
Rose Terrace Lodge	10	2961	9	2872	0	0	0	0
Wesley Village	0	0	0	0	0	0	0	0
JESSAMINE County Total:	10	2,961	9	2,872	0	0	0	0
LINCOLN								
Waynesburg Manor	5	1830	2	732	0	0	0	0
LINCOLN County Total:	5	1,830	2	732	0	0	0	0
MADISON								
Dominion Senior Living of Richmond	0	0	0	0	0	0	0	0
Morning Pointe of Richmond	0	0	0	0	0	0	0	0
Telford Terrace	0	0	0	0	0	0	0	0
MADISON County Total:	0	0	0	0	0	0	0	0
MERCER								
The Willows at Harrodsburg	0	0	0	0	0	0	0	0
MERCER County Total:	0	0	0	0	0	0	0	0
POWELL								
Stanton Nursing and Rehabilitation Center	0	0	1	336	0	0	0	0
POWELL County Total:	0	0	1	336	0	0	0	0
SCOTT								
The Meadows At Windsor Gardens	0	0	0	0	0	0	0	0
SCOTT County Total:	0	0	0	0	0	0	0	0

*CMHC - Community Mental Health Center

*SMI - Severe Mental Illness

*State Supp - Supplementation for needy persons who are aged, blind or have a disability (KRS 205.245)

Patients With SMI Receiving State Supplementation

CMHC Region / County / Facility	65-84				85 & Older			
	Male SMI State Supp Census	Male SMI State Supp Inpatient Days	Female SMI State Supp Census	Female SMI State Supp Inpatient Days	Male SMI State Supp Census	Male SMI State Supp Inpatient Days	Female SMI State Supp Census	Female SMI State Supp Inpatient Days
WOODFORD								
Taylor Manor Nursing Home	0	0	0	0	0	0	0	0
The Homeplace At Midway	0	0	0	0	0	0	0	0
WOODFORD County Total:	0	0	0	0	0	0	0	0
Bluegrass CMHC Total:	26	8,817	25	6,119	0	0	0	0
Communicare								
GRAYSON								
Grayson Nursing and Rehabilitation	1	194	1	331	0	0	1	136
GRAYSON County Total:	1	194	1	331	0	0	1	136
HARDIN								
Signature Healthcare at North Hardin Rehab	0	0	0	0	0	0	0	0
HARDIN County Total:	0	0	0	0	0	0	0	0
MARION								
Loretto Motherhouse Infirmary	0	0	1	28	0	0	2	730
The Village of Lebanon II	0	0	0	0	0	0	0	0
MARION County Total:	0	0	1	28	0	0	2	730
NELSON								
Cooper Trail Senior Living	0	0	0	0	0	0	0	0
Windsor Gardens CCRC	0	0	0	0	0	0	0	0
NELSON County Total:	0	0	0	0	0	0	0	0
WASHINGTON								
Sansbury Care Center	0	0	0	0	0	0	0	0
WASHINGTON County Total:	0	0	0	0	0	0	0	0
Communicare CMHC Total:	1	194	2	359	0	0	3	866

Patients With SMI Receiving State Supplementation

*CMHC - Community Mental Health Center

*SMI - Severe Mental Illness

*State Supp - Supplementation for needy persons who are aged, blind or have a disability (KRS 205.245)

CMHC Region / County / Facility	65-84				85 & Older			
	Male SMI State Supp Census	Male SMI State Supp Inpatient Days	Female SMI State Supp Census	Female SMI State Supp Inpatient Days	Male SMI State Supp Census	Male SMI State Supp Inpatient Days	Female SMI State Supp Census	Female SMI State Supp Inpatient Days
Cumberland River								
BELL								
Generations Center of Middlesboro	0	0	0	0	0	0	0	0
BELL County Total:	0	0	0	0	0	0	0	0
HARLAN								
The Laurels	14	5124	14	5124	0	0	2	732
HARLAN County Total:	14	5,124	14	5,124	0	0	2	732
KNOX								
Christian Health Center - Corbin	0	0	2	361	0	0	0	0
KNOX County Total:	0	0	2	361	0	0	0	0
Cumberland River CMHC Total:	14	5,124	16	5,485	0	0	2	732
Four Rivers								
CALLOWAY								
Fern Terrace of Murray	9	2256	9	1559	0	0	0	0
Gardens At Hickory Woods	0	0	0	0	0	0	0	0
CALLOWAY County Total:	9	2,256	9	1,559	0	0	0	0
CARLISLE								
Countryside Center	0	0	1	189	0	0	0	0
CARLISLE County Total:	0	0	1	189	0	0	0	0
GRAVES								
Fern Terrace of Mayfield	3	1098	3	1098	0	0	0	0
GRAVES County Total:	3	1,098	3	1,098	0	0	0	0
HICKMAN								
Clinton Hickman County Nursing Facility	0	0	0	0	0	0	0	0

Patients With SMI Receiving State Supplementation

*CMHC - Community Mental Health Center

*SMI - Severe Mental Illness

*State Supp - Supplementation for needy persons who are aged, blind or have a disability (KRS 205.245)

CMHC Region / County / Facility	65-84				85 & Older			
	Male SMI State Supp Census	Male SMI State Supp Inpatient Days	Female SMI State Supp Census	Female SMI State Supp Inpatient Days	Male SMI State Supp Census	Male SMI State Supp Inpatient Days	Female SMI State Supp Census	Female SMI State Supp Inpatient Days
Clinton Place	0	0	0	0	0	0	0	0
HICKMAN County Total:	0	0	0	0	0	0	0	0
MCCRACKEN								
Gaither Suites at West Park	0	0	0	0	0	0	0	0
MCCRACKEN County Total:	0	0	0	0	0	0	0	0
Four Rivers CMHC Total:	12	3,354	13	2,846	0	0	0	0
Kentucky River								
KNOTT								
Golden Years Rest Home	3	366	1	366	0	0	0	0
KNOTT County Total:	3	366	1	366	0	0	0	0
OWSLEY								
Owsley County Health Care Center	0	0	0	0	0	0	0	0
OWSLEY County Total:	0	0	0	0	0	0	0	0
Kentucky River CMHC Total:	3	366	1	366	0	0	0	0
LifeSkills								
ALLEN								
Cornerstone Manor	3	1098	2	618	0	0	0	0
Scottsville Manor	8	2784	0	0	0	0	0	0
ALLEN County Total:	11	3,882	2	618	0	0	0	0
BARREN								
NHC HealthCare, Glasgow	0	0	0	0	0	0	0	0
BARREN County Total:	0	0	0	0	0	0	0	0
EDMONSON								
Edmonson Center	0	0	0	0	0	0	0	0
EDMONSON County Total:	0	0	0	0	0	0	0	0

*CMHC - Community Mental Health Center

*SMI - Severe Mental Illness

*State Supp - Supplementation for needy persons who are aged, blind or have a disability (KRS 205.245)

Patients With SMI Receiving State Supplementation

CMHC Region / County / Facility	65-84				85 & Older			
	Male SMI State Supp Census	Male SMI State Supp Inpatient Days	Female SMI State Supp Census	Female SMI State Supp Inpatient Days	Male SMI State Supp Census	Male SMI State Supp Inpatient Days	Female SMI State Supp Census	Female SMI State Supp Inpatient Days
HART								
Hart County Manor	8	2669	4	1464	0	0	0	0
HART County Total:	8	2,669	4	1,464	0	0	0	0
METCALFE								
Harpers Home for the Aged	0	0	0	0	0	0	0	0
Metcalfe Health Care Center	0	0	0	0	0	0	0	0
METCALFE County Total:	0	0	0	0	0	0	0	0
SIMPSON								
Lewis Memorial Methodist Home	0	0	1	366	0	0	2	732
SIMPSON County Total:	0	0	1	366	0	0	2	732
WARREN								
Christian Health Center, Bowling Green	0	0	0	0	0	0	0	0
Fern Terrace of Bowling Green	10	3660	19	6954	0	0	0	0
The Haven At Massey Springs	0	0	0	0	0	0	0	0
WARREN County Total:	10	3,660	19	6,954	0	0	0	0
LifeSkills CMHC Total:	29	10,211	26	9,402	0	0	2	732
Mountain								
JOHNSON								
Venture Home of Paintsville	17	4008	15	2310	0	0	1	366
JOHNSON County Total:	17	4,008	15	2,310	0	0	1	366
MAGOFFIN								
Salyersville Nursing and Rehabilitation Center	0	0	0	0	0	0	0	0
MAGOFFIN County Total:	0	0	0	0	0	0	0	0
Mountain CMHC Total:	17	4,008	15	2,310	0	0	1	366

*CMHC - Community Mental Health Center

*SMI - Severe Mental Illness

*State Supp - Supplementation for needy persons who are aged, blind or have a disability (KRS 205.245)

Patients With SMI Receiving State Supplementation

CMHC Region / County / Facility	65-84				85 & Older			
	Male SMI State Supp Census	Male SMI State Supp Inpatient Days	Female SMI State Supp Census	Female SMI State Supp Inpatient Days	Male SMI State Supp Census	Male SMI State Supp Inpatient Days	Female SMI State Supp Census	Female SMI State Supp Inpatient Days
NorthKey								
BOONE								
Colonial Gardens	0	0	0	0	0	0	0	0
Dominion Senior Living of Florence	0	0	0	0	0	0	0	0
BOONE County Total:	0	0	0	0	0	0	0	0
CAMPBELL								
Carmel Manor	0	0	0	0	0	0	0	0
The Seasons at Alexandria	0	0	0	0	0	0	0	0
CAMPBELL County Total:	0	0	0	0	0	0	0	0
CARROLL								
Carrollton Manor	5	1830	2	732	0	0	0	0
Valley Haven Rest Home	20	7320	0	0	0	0	0	0
CARROLL County Total:	25	9,150	2	732	0	0	0	0
GRANT								
Jonesville Rest Home	1	366	1	366	0	0	0	0
GRANT County Total:	1	366	1	366	0	0	0	0
KENTON								
Charter Senior Living of Edgewood	0	0	0	0	0	0	0	0
Covington Ladies Home	0	0	0	0	0	0	0	0
Emerald Trace	0	0	0	0	0	0	0	0
Ivy Knoll	0	0	0	0	0	0	0	0
Madonna Manor	0	0	0	0	0	0	0	0
Regency Manor	3	1098	2	496	0	0	0	0
Regency Manor North	2	732	2	732	0	0	0	0
St Charles Care Center	0	0	0	0	0	0	0	0
KENTON County Total:	5	1,830	4	1,228	0	0	0	0
PENDLETON								
Falmouth Personal Care Home	3	1098	1	366	0	0	0	0

*CMHC - Community Mental Health Center

*SMI - Severe Mental Illness

*State Supp - Supplementation for needy persons who are aged, blind or have a disability (KRS 205.245)

Patients With SMI Receiving State Supplementation

CMHC Region / County / Facility	65-84				85 & Older			
	Male SMI State Supp Census	Male SMI State Supp Inpatient Days	Female SMI State Supp Census	Female SMI State Supp Inpatient Days	Male SMI State Supp Census	Male SMI State Supp Inpatient Days	Female SMI State Supp Census	Female SMI State Supp Inpatient Days
The Front Gate	0	0	0	0	0	0	0	0
PENDLETON County Total:	3	1,098	1	366	0	0	0	0
NorthKey CMHC Total:	34	12,444	8	2,692	0	0	0	0
Pathways								
BOYD								
Artrips Personal Care Home	0	0	0	0	0	0	0	0
Hamiltons Personal Care Home	2	325	1	366	0	0	0	0
Kings Daughters And Sons Home	0	0	0	0	0	0	0	0
BOYD County Total:	2	325	1	366	0	0	0	0
GREENUP								
Frasures Personal Care Home	1	366	9	2667	0	0	0	0
Morning Pointe Of Russell	0	0	0	0	0	0	0	0
Russell Convalescent Home	2	732	0	0	0	0	0	0
The Lantern At Morning Pointe	0	0	0	0	0	0	0	0
Alzheimers and Memory Care								
Trinity Station Retirement Community	0	0	0	0	0	0	0	0
GREENUP County Total:	3	1,098	9	2,667	0	0	0	0
LAWRENCE								
The Jordan Center	0	0	0	0	0	0	0	0
LAWRENCE County Total:	0	0	0	0	0	0	0	0
MENIFEE								
Edgewood Estates	0	0	0	0	0	0	0	0
MENIFEE County Total:	0	0	0	0	0	0	0	0
MONTGOMERY								
Regency Memory Care	0	0	0	0	0	0	0	0
MONTGOMERY County Total:	0	0	0	0	0	0	0	0
MORGAN								

*CMHC - Community Mental Health Center

*SMI - Severe Mental Illness

*State Supp - Supplementation for needy persons who are aged, blind or have a disability (KRS 205.245)

Patients With SMI Receiving State Supplementation

CMHC Region / County / Facility	65-84				85 & Older			
	Male SMI State Supp Census	Male SMI State Supp Inpatient Days	Female SMI State Supp Census	Female SMI State Supp Inpatient Days	Male SMI State Supp Census	Male SMI State Supp Inpatient Days	Female SMI State Supp Census	Female SMI State Supp Inpatient Days
West Liberty Nursing and Rehabilitation Center	0	0	0	0	0	0	0	0
MORGAN County Total:	0	0	0	0	0	0	0	0
Pathways CMHC Total:	5	1,423	10	3,033	0	0	0	0
Pennyroyal								
CALDWELL								
Highland Homes, Inc.	18	6588	9	3294	0	0	0	0
CALDWELL County Total:	18	6,588	9	3,294	0	0	0	0
CHRISTIAN								
Christian County Manor	0	0	0	0	0	0	0	0
Christian Health Center, Hopkinsville	0	0	0	0	0	0	0	0
Pennyrile Home	12	3522	15	4096	1	355	0	0
CHRISTIAN County Total:	12	3,522	15	4,096	1	355	0	0
CRITTENDEN								
Crittenden County Health and Rehabilitation Center	0	0	0	0	0	0	0	0
CRITTENDEN County Total:	0	0	0	0	0	0	0	0
HOPKINS								
The Homestead	7	1711	5	1469	0	0	0	0
The Oaks PCH/Madisonville	9	3294	0	0	0	0	0	0
HOPKINS County Total:	16	5,005	5	1,469	0	0	0	0
MUHLENBERG								
Greenville Nursing and Rehabilitation	2	490	2	25	0	0	0	0
Sparks Nursing Center	1	366	2	732	0	0	0	0
MUHLENBERG County Total:	3	856	4	757	0	0	0	0
TRIGG								
Better Senior Living	11	3111	12	4189	0	0	0	0
TRIGG County Total:	11	3,111	12	4,189	0	0	0	0

*CMHC - Community Mental Health Center

*SMI - Severe Mental Illness

*State Supp - Supplementation for needy persons who are aged, blind or have a disability (KRS 205.245)

Patients With SMI Receiving State Supplementation

CMHC Region / County / Facility	65-84				85 & Older			
	Male SMI State Supp Census	Male SMI State Supp Inpatient Days	Female SMI State Supp Census	Female SMI State Supp Inpatient Days	Male SMI State Supp Census	Male SMI State Supp Inpatient Days	Female SMI State Supp Census	Female SMI State Supp Inpatient Days
DAVIESS								
Carmel Home	0	0	0	0	0	0	0	0
Davco Rest Home	21	2727	17	1570	0	0	0	0
Fern Terrace of Owensboro	8	2571	19	5193	0	0	1	365
Owensboro Center	3	180	4	751	0	0	0	0
Rosedale Rest Home	7	1087	1	364	0	0	0	0
DAVIESS County Total:	39	6,565	41	7,878	0	0	1	365
HANCOCK								
The Oaks PCH/Lewisport	3	1098	3	734	0	0	0	0
HANCOCK County Total:	3	1,098	3	734	0	0	0	0
HENDERSON								
Henderson Manor	4	1216	8	2928	0	0	0	0
HENDERSON County Total:	4	1,216	8	2,928	0	0	0	0
MCLEAN								
Sunny Acres	3	880	0	0	0	0	0	0
MCLEAN County Total:	3	880	0	0	0	0	0	0
OHIO								
Beaver Dam Nursing and Rehab Center	0	0	1	366	0	0	0	0
OHIO County Total:	0	0	1	366	0	0	0	0
River Valley CMHC Total:	49	9,759	53	11,906	0	0	1	365

Seven Counties

BULLITT								
Colonial House of Shepherdsville	1	366	2	732	0	0	0	0
Sanders Ridge Health Campus	0	0	0	0	0	0	0	0
BULLITT County Total:	1	366	2	732	0	0	0	0

JEFFERSON

*CMHC - Community Mental Health Center

*SMI - Severe Mental Illness

*State Supp - Supplementation for needy persons who are aged, blind or have a disability (KRS 205.245)

Patients With SMI Receiving State Supplementation

CMHC Region / County / Facility	65-84				85 & Older			
	Male SMI State Supp Census	Male SMI State Supp Inpatient Days	Female SMI State Supp Census	Female SMI State Supp Inpatient Days	Male SMI State Supp Census	Male SMI State Supp Inpatient Days	Female SMI State Supp Census	Female SMI State Supp Inpatient Days
Anthology of Louisville	0	0	0	0	0	0	0	0
Barton House of Louisville 1	0	0	0	0	0	0	0	0
Belmont Village	0	0	0	0	0	0	0	0
Brookdale Stonestreet	0	0	0	0	0	0	0	0
Dominion Senior Living of Louisville	0	0	0	0	0	0	0	0
Eastern Star Home in KY	0	0	0	0	0	0	0	0
Episcopal Church Home	0	0	0	0	0	0	0	0
Forest Hills Commons	0	0	0	0	0	0	0	0
Forest Springs Health Campus	0	0	0	0	0	0	0	0
Glen Ridge Health Campus	0	0	0	0	0	0	0	0
Hallmark House Louisville II	0	0	0	0	0	0	0	0
Heartsong Memory Care	0	0	0	0	0	0	0	0
Little Sisters of the Poor	0	0	0	0	0	0	0	0
Louisville Protestant Altenheim	0	0	0	0	0	0	0	0
Masonic Home of Louisville	2	730	0	0	0	0	0	0
Morning Pointe Of Louisville At South Hurstbourne	0	0	0	0	0	0	0	0
Nazareth Home	0	0	0	0	0	0	0	0
Nazareth Home Clifton	1	104	1	348	1	104	1	318
Park Louisville	0	0	0	0	0	0	0	0
Parrs Rest Home	0	0	0	0	0	0	0	0
Rose Anna Hughes Home/Westminster	0	0	0	0	0	0	0	0
Storypoint Prospect	0	0	0	0	0	0	0	0
Sunrise of Louisville	0	0	0	0	0	0	0	0
Symphony at Valley Farms	0	0	0	0	0	0	0	0
The Enclave of East Louisville	0	0	0	0	0	0	0	0
The Forum at Brookside	0	0	0	0	0	0	0	0
The Lantern At Morning Pointe (Louisville)	0	0	0	0	0	0	0	0

*CMHC - Community Mental Health Center

*SMI - Severe Mental Illness

*State Supp - Supplementation for needy persons who are aged, blind or have a disability (KRS 205.245)

Patients With SMI Receiving State Supplementation

CMHC Region / County / Facility	65-84				85 & Older			
	Male SMI State Supp Census	Male SMI State Supp Inpatient Days	Female SMI State Supp Census	Female SMI State Supp Inpatient Days	Male SMI State Supp Census	Male SMI State Supp Inpatient Days	Female SMI State Supp Census	Female SMI State Supp Inpatient Days
The Legacy at English Station	0	0	0	0	0	0	0	0
Treyton Oaks Towers	0	0	0	0	0	0	0	0
Wesley Manor	0	0	0	0	0	0	0	0
Westport Place Health Campus	0	0	0	0	0	0	0	0
Wickshire Blankenbaker	0	0	0	0	0	0	0	0
JEFFERSON County Total:	3	834	1	348	1	104	1	318
SHELBY								
Colonial Hall Manor	12	4392	12	3752	0	0	0	0
Masonic Home of Shelbyville	0	0	0	0	0	0	0	0
SHELBY County Total:	12	4,392	12	3,752	0	0	0	0
Seven Counties CMHC Total:	16	5,592	15	4,832	1	104	1	318
State Total	283	86,219	243	67,105	2	459	10	3,379

*CMHC - Community Mental Health Center

*SMI - Severe Mental Illness

*State Supp - Supplementation for needy persons who are aged, blind or have a disability (KRS 205.245)

2020 ANNUAL KENTUCKY LONG TERM CARE UTILIZATION AND SERVICE REPORT

Table 3 - Census Data- Nursing Home (CCRC) Beds

ADD / Facility	Licensed Beds	Beds In Operation	Beginning Census	Admissions	Discharges	Deaths	Ending Census	Total Patient Days	Occupancy Percentage	Potential Patient Days
ADD:2										
CHRISTIAN										
Christian Health Center, Hopkinsville	2	2	2	1	0	1	2	659	90.03%	732
CHRISTIAN County Total:	2	2	2	1	0	1	2	659	90.03%	732
ADD: 2 Total	2	2	2	1	0	1	2	659	90.03%	732
ADD:3										
UNION										
Breckinridge Place	8	8	5	6	3	3	5	2,018	68.92%	2,928
UNION County Total:	8	8	5	6	3	3	5	2,018	68.92%	2,928
ADD: 3 Total	8	8	5	6	3	3	5	2,018	68.92%	2,928
ADD:4										
WARREN										
Christian Health Center, Bowling Green	23	23	17	8	5	3	17	6,065	72.05%	8,418
WARREN County Total:	23	23	17	8	5	3	17	6,065	72.05%	8,418
ADD: 4 Total	23	23	17	8	5	3	17	6,065	72.05%	8,418
ADD:5										
MARION										
The Village of Lebanon II	10	10	2	14	15	1	0	1,044	32.32%	3,230
MARION County Total:	10	10	2	14	15	1	0	1,044	32.32%	3,230
ADD: 5 Total	10	10	2	14	15	1	0	1,044	32.32%	3,230
ADD:6										
JEFFERSON										
Christian Health Center of Louisville	4	4	0	39	39	0	0	540	36.89%	1,464
Episcopal Church Home	46	14	14	12	2	14	10	4,154	24.67%	16,836
Louisville Protestant Altenheim	8	8	4	3	4	1	2	1,416	48.36%	2,928
Nazareth Home Clifton	0	0	0	0	0	0	0	0	0.00%	0
The Forum at Brookside	18	18	15	28	22	13	8	4,296	65.21%	6,588
JEFFERSON County Total:	76	44	33	82	67	28	20	10,406	37.41%	27,816
ADD: 6 Total	76	44	33	82	67	28	20	10,406	37.41%	27,816
ADD:7										
KENTON										
Madonna Manor	1	1	1	0	0	0	1	366	100.00%	366
KENTON County Total:	1	1	1	0	0	0	1	366	100.00%	366
ADD: 7 Total	1	1	1	0	0	0	1	366	100.00%	366

Table 3 - Census Data- Nursing Home (CCRC) Beds

ADD / Facility	Licensed Beds	Beds In Operation	Beginning Census	Admissions	Discharges	Deaths	Ending Census	Total Patient Days	Occupancy Percentage	Potential Patient Days
ADD:10										
GREENUP										
Trinity Station Retirement Community	17	17	15	9	4	9	11	4,397	70.67%	6,222
GREENUP County Total:	17	17	15	9	4	9	11	4,397	70.67%	6,222
ADD: 10 Total	17	17	15	9	4	9	11	4,397	70.67%	6,222
ADD:13										
KNOX										
Christian Health Center - Corbin	4	4	1	10	10	1	0	361	24.66%	1,464
KNOX County Total:	4	4	1	10	10	1	0	361	24.66%	1,464
LAUREL										
Laurel Heights Home for the Elderly	17	17	17	12	10	3	16	6,044	97.14%	6,222
LAUREL County Total:	17	17	17	12	10	3	16	6,044	97.14%	6,222
ADD: 13 Total	21	21	18	22	20	4	16	6,405	83.33%	7,686
ADD:14										
PULASKI										
The Neighborhood Nursing Facility	12	12	12	7	2	6	11	4,223	96.15%	4,392
PULASKI County Total:	12	12	12	7	2	6	11	4,223	96.15%	4,392
ADD: 14 Total	12	12	12	7	2	6	11	4,223	96.15%	4,392
ADD:15										
FAYETTE										
Sayre Christian Village Nursing Home	11	11	9	24	21	6	6	2,241	55.66%	4,026
The Willows at Hamburg	10	10	10	30	26	4	10	3,345	91.39%	3,660
FAYETTE County Total:	21	21	19	54	47	10	16	5,586	72.68%	7,686
HARRISON										
Cedar Ridge Health Campus	5	5	5	0	0	1	4	1,770	96.99%	1,825
HARRISON County Total:	5	5	5	0	0	1	4	1,770	96.99%	1,825
JESSAMINE										
Wesley Village	36	31	26	15	3	7	31	10,614	80.56%	13,176
JESSAMINE County Total:	36	31	26	15	3	7	31	10,614	80.56%	13,176
MADISON										
Telford Terrace	1	1	1	2	3	0	0	56	15.30%	366
MADISON County Total:	1	1	1	2	3	0	0	56	15.30%	366
WOODFORD										
The Homeplace At Midway	6	6	1	7	1	1	6	814	83.15%	979
WOODFORD County Total:	6	6	1	7	1	1	6	814	83.15%	979
ADD: 15 Total	69	64	52	78	54	19	57	18,840	78.40%	24,032
Statewide Total	239	202	157	227	170	74	140	54,423	63.41%	85,822

2020 ANNUAL KENTUCKY LONG TERM CARE UTILIZATION AND SERVICE REPORT

Table 4 - Census Data- Nursing Home (Non-CCRC) Beds

ADD / Facility	Licensed Beds	Beds In Operation	Beginning Census	Admissions	Discharges	Deaths	Ending Census	Total Patient Days	Occupancy Percentage	Potential Patient Days
ADD:3										
DAVISS										
Hermitage Care and Rehabilitation Center	22	22	18	50	45	13	10	3,660	45.45%	8,052
DAVISS County Total:	22	22	18	50	45	13	10	3,660	45.45%	8,052
WEBSTER										
Shemwell Nursing Home	20	20	18	0	0	2	16	5,840	80.00%	7,300
WEBSTER County Total:	20	20	18	0	0	2	16	5,840	80.00%	7,300
ADD: 3 Total	42	42	36	50	45	15	26	9,500	61.88%	15,352
ADD:4										
WARREN										
Christian Health Center, Bowling Green	0	0	0	0	0	0	0	0	0.00%	0
WARREN County Total:	0	0	0	0	0	0	0	0	0.00%	0
ADD: 4 Total	0	0	0	0	0	0	0	0	0.00%	0
ADD:5										
MARION										
The Village of Lebanon II	28	28	18	77	84	11	0	5,869	64.89%	9,044
MARION County Total:	28	28	18	77	84	11	0	5,869	64.89%	9,044
ADD: 5 Total	28	28	18	77	84	11	0	5,869	64.89%	9,044
ADD:7										
KENTON										
Madonna Manor	0	0	0	0	0	0	0	0	0.00%	0
KENTON County Total:	0	0	0	0	0	0	0	0	0.00%	0
ADD: 7 Total	0	0	0	0	0	0	0	0	0.00%	0
ADD:15										
BOURBON										
Bourbon Heights	32	32	28	52	35	17	28	9,407	80.32%	11,712
BOURBON County Total:	32	32	28	52	35	17	28	9,407	80.32%	11,712
FAYETTE										
Mayfair Manor	0	0	0	0	0	0	0	0	0.00%	0
The Willows at Hamburg	2	2	2	2	3	0	1	379	51.78%	732
FAYETTE County Total:	2	2	2	2	3	0	1	379	51.78%	732
MERCER										
The Willows at Harrodsburg	2	2	9	42	51	0	0	0	0.00%	732
MERCER County Total:	2	2	9	42	51	0	0	0	0.00%	732

Table 4 - Census Data- Nursing Home (Non-CCRC) Beds

ADD / Facility	Licensed Beds	Beds In Operation	Beginning Census	Admissions	Discharges	Deaths	Ending Census	Total Patient Days	Occupancy Percentage	Potential Patient Days
WOODFORD										
Taylor Manor Nursing Home	40	40	25	26	6	17	28	9,596	65.55%	14,640
The Homeplace At Midway	0	0	0	0	0	0	0	0	0.00%	0
WOODFORD County Total:	40	40	25	26	6	17	28	9,596	65.55%	14,640
ADD: 15 Total	76	76	64	122	95	34	57	19,382	69.68%	27,816
Statewide Total	146	146	118	249	224	60	83	34,751	66.56%	52,212

2020 ANNUAL KENTUCKY LONG TERM CARE UTILIZATION AND SERVICE REPORT

Table 5 - Census Data- Intermediate Care Beds

ADD / Facility	Licensed Beds	Beds In Operation	Beginning Census	Admissions	Discharges	Deaths	Ending Census	Total Patient Days	Occupancy Percentage	Potential Patient Days
ADD:3										
WEBSTER										
Shemwell Nursing Home	2	2	2	0	0	0	2	730	100.00%	730
WEBSTER County Total:	2	2	2	0	0	0	2	730	100.00%	730
ADD: 3 Total	2	2	2	0	0	0	2	730	100.00%	730
ADD:4										
WARREN										
Christian Health Center, Bowling Green	2	2	1	2	0	1	2	558	76.23%	732
WARREN County Total:	2	2	1	2	0	1	2	558	76.23%	732
ADD: 4 Total	2	2	1	2	0	1	2	558	76.23%	732
ADD:6										
JEFFERSON										
Eastern Star Home in KY	18	18	16	15	9	15	7	4,814	73.07%	6,588
Louisville Protestant Altenheim	24	24	13	7	3	5	12	5,131	58.41%	8,784
The Forum at Brookside	2	2	1	1	0	1	1	326	44.54%	732
JEFFERSON County Total:	44	44	30	23	12	21	20	10,271	63.78%	16,104
ADD: 6 Total	44	44	30	23	12	21	20	10,271	63.78%	16,104
ADD:15										
HARRISON										
Cedar Ridge Health Campus	2	2	2	0	0	1	1	579	79.10%	732
HARRISON County Total:	2	2	2	0	0	1	1	579	79.10%	732
JESSAMINE										
Wesley Village	2	1	1	0	0	0	1	366	50.00%	732
JESSAMINE County Total:	2	1	1	0	0	0	1	366	50.00%	732
MADISON										
Telford Terrace	2	2	1	1	1	0	1	131	17.90%	732
MADISON County Total:	2	2	1	1	1	0	1	131	17.90%	732
WOODFORD										
Taylor Manor Nursing Home	18	18	10	4	6	1	7	3,115	47.28%	6,588
WOODFORD County Total:	18	18	10	4	6	1	7	3,115	47.28%	6,588
ADD: 15 Total	24	23	14	5	7	2	10	4,191	47.71%	8,784
Statewide Total	72	71	47	30	19	24	34	15,750	59.77%	26,350

2020 ANNUAL KENTUCKY LONG TERM CARE UTILIZATION AND SERVICE REPORT

Table 6 - Census Data - Alzheimer Facility Beds

ADD / Facility	Licensed Beds	Beds In Operation	Beginning Census	Admissions	Discharges	Deaths	Ending Census	Total Patient Days	Occupancy Percentage	Potential Patient Days
ADD:3										
DAVISS										
Wellington Parc of Owensboro	60	60	54	38	27	13	52	18,836	85.77%	21,960
DAVISS County Total:	60	60	54	38	27	13	52	18,836	85.77%	21,960
ADD: 3 Total	60	60	54	38	27	13	52	18,836	85.77%	21,960
ADD:4										
WARREN										
Magnolia Village	60	60	58	62	35	36	49	19,197	87.42%	21,960
WARREN County Total:	60	60	58	62	35	36	49	19,197	87.42%	21,960
ADD: 4 Total	60	60	58	62	35	36	49	19,197	87.42%	21,960
Statewide Total	120	120	112	100	62	49	101	38,033	86.60%	43,920

2020 ANNUAL KENTUCKY LONG TERM CARE UTILIZATION AND SERVICE REPORT

Table 7 - Census Data- ICF/IID Beds

ADD / Facility	Licensed Beds	Beds In Operation	Beginning Census	Admissions	Discharges	Deaths	Ending Census	Total Patient Days	Occupancy Percentage	Potential Patient Days
ADD:2										
CHRISTIAN										
Outwood ICF/IID	80	80	31	3	0	3	31	11,617	39.78%	29,200
CHRISTIAN County Total:	80	80	31	3	0	3	31	11,617	39.78%	29,200
ADD: 2 Total	80	80	31	3	0	3	31	11,617	39.78%	29,200
ADD:3										
DAVIESS										
Wendell Fosters Campus for Developmental Disabilities	63	63	63	4	2	2	63	23,001	99.75%	23,058
DAVIESS County Total:	63	63	63	4	2	2	63	23,001	99.75%	23,058
ADD: 3 Total	63	63	63	4	2	2	63	23,001	99.75%	23,058
ADD:6										
BULLITT										
Meadows ICF/IID	8	8	6	2	0	0	8	2,817	96.21%	2,928
BULLITT County Total:	8	8	6	2	0	0	8	2,817	96.21%	2,928
HENRY										
Cedar Lake Lodge Park Place I	8	0	8	0	0	0	8	2,928	100.00%	2,928
Cedar Lake Lodge Park Place II	8	0	8	0	0	0	8	2,928	100.00%	2,928
HENRY County Total:	16	0	16	0	0	0	16	5,856	100.00%	5,856
JEFFERSON										
Bingham Gardens	24	24	23	2	5	0	20	7,554	86.00%	8,784
Del Maria ICF/IID	8	8	8	0	0	0	8	2,928	100.00%	2,928
Hazelwood Center	201	100	66	2	2	10	56	21,833	94.69%	23,058
JEFFERSON County Total:	233	132	97	4	7	10	84	32,315	92.94%	34,770
OLDHAM										
Cedar Lake Lodge	63	63	63	2	0	3	62	22,782	98.80%	23,058
Cedar Lake Lodge Sycamore Run I	4	4	4	1	0	1	4	1,439	98.29%	1,464
Cedar Lake Lodge Sycamore Run II	4	4	4	0	0	0	4	1,464	100.00%	1,464
Windsong ICF/IID	8	8	6	2	0	0	8	2,790	95.29%	2,928
OLDHAM County Total:	79	79	77	5	0	4	78	28,475	98.48%	28,914
ADD: 6 Total	336	219	196	11	7	14	186	69,463	95.85%	72,468
ADD:14										
PULASKI										
Oakwood ICF/IID Unit 1	45	45	45	5	3	3	44	16,736	78.18%	21,408
Oakwood ICF/IID Unit 2	32	32	39	6	22	0	23	9,340	63.87%	14,624

Table 7 - Census Data- ICF/IID Beds

ADD / Facility	Licensed Beds	Beds In Operation	Beginning Census	Admissions	Discharges	Deaths	Ending Census	Total Patient Days	Occupancy Percentage	Potential Patient Days
Oakwood ICF/IID Unit 3	32	32	11	22	15	0	18	6,084	59.32%	10,256
Oakwood ICF/IID Unit 4	32	32	12	14	6	0	20	7,139	73.52%	9,710
PULASKI County Total:	141	141	107	47	46	3	105	39,299	70.18%	55,998
ADD: 14 Total	141	141	107	47	46	3	105	39,299	70.18%	55,998

Statewide Total

620 503 397 65 55 22 385 143,380 79.34% 180,724

2020 ANNUAL KENTUCKY LONG TERM CARE UTILIZATION AND SERVICE REPORT

Table 7A - ICF/IID Bed Transition Status by CMHC* Region

CMHC Region / County / Facility	Licensed Beds	Individuals Served (Beginning Census + Admits)	Individuals Ready to		Individuals		Individuals on Waiting List for Admisson to ICF	Percent Transitioned**
			Individuals	Resident Days	Individuals	Resident Days		
Adanta								
PULASKI								
Oakwood ICF/IID Unit 1	45	50	0	0	1	0	0	2.00%
Oakwood ICF/IID Unit 2	32	45	0	0	3	0	0	6.67%
Oakwood ICF/IID Unit 3	32	33	0	0	0	0	0	0.00%
Oakwood ICF/IID Unit 4	32	26	0	0	2	0	0	7.69%
PULASKI County Total:	141	154	0	0	6	0	0	3.90%
Adanta CMHC Region Total:	141	154	0	0	6	0	0	3.90%
Pennyroyal								
CHRISTIAN								
Outwood ICF/IID	80	34	0	0	0	0	0	0.00%
CHRISTIAN County Total:	80	34	0	0	0	0	0	0.00%
Pennyroyal CMHC Region Total:	80	34	0	0	0	0	0	0.00%
River Valley								
DAVIESS								
Wendell Fosters Campus for Developmental Disabilities	63	67	0	0	1	336	20	1.49%
DAVIESS County Total:	63	67	0	0	1	336	20	1.49%
River Valley CMHC Region Total:	63	67	0	0	1	336	20	1.49%
Seven Counties								
BULLITT								
Meadows ICF/IID	8	8	4	1464	0	0	0	0.00%
BULLITT County Total:	8	8	4	1,464	0	0	0	0.00%

*CMHC – Community Mental Health Center.

**Percent Transitioned – Individuals Transitioned divided by Individuals Served (Beginning Census + Admits).

Table 7A - ICF/IID Bed Transition Status by CMHC* Region

CMHC Region / County / Facility	Licensed Beds	Individuals Served (Beginning Census + Admits)	Individuals Ready to		Individuals		Individuals on Waiting List for Admisson to ICF	Percent Transitioned**
			Individuals	Resident Days	Individuals	Resident Days		
HENRY								
Cedar Lake Lodge Park Place I	8	8	0	0	0	0	0	0.00%
Cedar Lake Lodge Park Place II	8	8	0	0	0	0	0	0.00%
HENRY County Total:	16	16	0	0	0	0	0	0.00%
JEFFERSON								
Bingham Gardens	24	25	15	5490	0	0	0	0.00%
Del Maria ICF/IID	8	8	6	2196	0	0	0	0.00%
Hazelwood Center	201	68	34	12444	0	0	0	0.00%
JEFFERSON County Total:	233	101	55	20,130	0	0	0	0.00%
OLDHAM								
Cedar Lake Lodge	63	65	0	0	0	0	36	0.00%
Cedar Lake Lodge Sycamore Run I	4	5	0	0	0	0	0	0.00%
Cedar Lake Lodge Sycamore Run II	4	4	0	0	0	0	0	0.00%
Windsong ICF/IID	8	8	5	1830	0	0	0	0.00%
OLDHAM County Total:	79	82	5	1,830	0	0	36	0.00%
Seven Counties CMHC Region Total:	336	207	64	23,424	0	0	36	0.00%
State Total	620	462	64	23,424	7	336	56	1.52%

*CMHC – Community Mental Health Center.

**Percent Transitioned – Individuals Transitioned divided by Individuals Served (Beginning Census + Admits).

2020 ANNUAL KENTUCKY LONG TERM CARE UTILIZATION AND SERVICE REPORT

Table 7B - ICF/IID Bed, Reasons Individuals Not Transitioned by CMHC* Region

CMHC Region / County / Facility	Family / Guardian Objection	Waiver Slots Unavailable	Required Services Unavailable	Willing Provider Unavailable	Other Reason Not Transitioned	Totals
Adanta						
ADAIR						
Signature Healthcare At Summit Manor Rehab	0	0	0	0	0	0
ADAIR County Total:	0	0	0	0	0	0
CASEY						
Liberty Care and Rehabilitation Center	0	0	0	0	0	0
CASEY County Total:	0	0	0	0	0	0
CLINTON						
Clinton County Care and Rehabilitation Center	0	0	0	0	0	0
CLINTON County Total:	0	0	0	0	0	0
CUMBERLAND						
Cumberland Valley Manor	0	0	0	0	0	0
CUMBERLAND County Total:	0	0	0	0	0	0
GREEN						
McDowell Skilled Nursing Facility	0	0	0	0	0	0
GREEN County Total:	0	0	0	0	0	0
MCCREARY						
Cumberland Manor Rest Home	0	0	0	0	0	0
Signature Healthcare of McCreary County Rehab	0	0	0	0	0	0
MCCREARY County Total:	0	0	0	0	0	0
PULASKI						
Bluegrass Senior Living Somerset	0	0	0	0	0	0
Crestview Personal Care	0	0	0	0	0	0

*CMHC – Community Mental Health Center

Table 7B - ICF/IID Bed, Reasons Individuals Not Transitioned by CMHC* Region

CMHC Region / County / Facility	Family / Guardian Objection	Waiver Slots Unavailable	Required Services Unavailable	Willing Provider Unavailable	Other Reason Not Transitioned	Totals
Cumberland Nursing and Rehabilitation Center	0	0	0	0	0	0
Lake Cumberland Regional Hospital	0	0	0	0	0	0
Oakwood ICF/IID Unit 1	0	0	0	0	0	0
Oakwood ICF/IID Unit 2	0	0	0	0	0	0
Oakwood ICF/IID Unit 3	0	0	0	0	0	0
Oakwood ICF/IID Unit 4	0	0	0	0	0	0
Somerset Nursing and Rehabilitation Facility	0	0	0	0	0	0
Somerview Personal Care Home	0	0	0	0	0	0
The Neighborhood Nursing Facility	0	0	0	0	0	0
PULASKI County Total:	0	0	0	0	0	0
RUSSELL						
Fair Oaks Health Systems	0	0	0	0	0	0
RUSSELL County Total:	0	0	0	0	0	0
TAYLOR						
Campbellsville Nursing and Rehabilitation	0	0	0	0	0	0
The Grandview Nursing and Rehabilitation Facility	0	0	0	0	0	0
TAYLOR County Total:	0	0	0	0	0	0
WAYNE						
Dishman Personal Care Home	0	0	0	0	0	0
Hicks Golden Years Nursing Home	0	0	0	0	0	0
WAYNE County Total:	0	0	0	0	0	0
Adanta CMHC Total:	0	0	0	0	0	0
Bluegrass						
ANDERSON						
Signature Healthcare at Heritage Hall Rehab	0	0	0	0	0	0
ANDERSON County Total:	0	0	0	0	0	0

*CMHC – Community Mental Health Center

Table 7B - ICF/IID Bed, Reasons Individuals Not Transitioned by CMHC* Region

CMHC Region / County / Facility	Family / Guardian Objection	Waiver Slots Unavailable	Required Services Unavailable	Willing Provider Unavailable	Other Reason Not Transitioned	Totals
BOURBON						
Bourbon Heights	0	0	0	0	0	0
BOURBON County Total:	0	0	0	0	0	0
BOYLE						
Danville Center For Health	0	0	0	0	0	0
Landmark of Danville Rehabilitation	0	0	0	0	0	0
McDowell Place of Danville	0	0	0	0	0	0
Morning Pointe of Danville	0	0	0	0	0	0
BOYLE County Total:	0	0	0	0	0	0
CLARK						
Clark Regional Medical Center Transitional Care Unit	0	0	0	0	0	0
Fountain Circle Care and Rehab Ctr	0	0	0	0	0	0
CLARK County Total:	0	0	0	0	0	0
ESTILL						
Irvine Nursing and Rehabilitation	0	0	0	0	0	0
ESTILL County Total:	0	0	0	0	0	0
FAYETTE						
Bluegrass Care and Rehabilitation Center	0	0	0	0	0	0
Cambridge Place	0	0	0	0	0	0
Cardinal Hill Rehab Unit	0	0	0	0	0	0
Cedarhurst of Beaumont	0	0	0	0	0	0
Central Ky Recovery Center Unit 1	0	0	0	0	0	0
Central KY Recovery Center Unit 2	0	0	0	0	0	0
Homestead Post Acute	0	0	0	0	0	0
Lantern at Morning Pointe Alz and Memory Care	0	0	0	0	0	0
Legacy Reserve at Fritz Farm	0	0	0	0	0	0
Lexington Country Place	0	0	0	0	0	0

*CMHC – Community Mental Health Center

Table 7B - ICF/IID Bed, Reasons Individuals Not Transitioned by CMHC* Region

CMHC Region / County / Facility	Family / Guardian Objection	Waiver Slots Unavailable	Required Services Unavailable	Willing Provider Unavailable	Other Reason Not Transitioned	Totals
Lexington Premier Nursing & Rehab, LLC	0	0	0	0	0	0
Mayfair Manor	0	0	0	0	0	0
Mayfair Village Retirement Center	0	0	0	0	0	0
Morning Pointe of Lexington	0	0	0	0	0	0
Morning Pointe of Lexington East	0	0	0	0	0	0
Northpoint Lexington Healthcare Center	0	0	0	0	0	0
Pine Meadows Post Acute	0	0	0	0	0	0
Richmond Place Senior Living	0	0	0	0	0	0
Sayre Christian Village Nursing Home	0	0	0	0	0	0
Signature Healthcare At Tanbark Rehab	0	0	0	0	11	11
The Breckinridge	0	0	0	0	0	0
The Legacy at the Willows	0	0	0	0	0	0
The Willows at Fritz Farm	0	0	0	0	0	0
The Willows at Hamburg	0	0	0	0	0	0
Willows at Citation	0	0	0	0	0	0
FAYETTE County Total:	0	0	0	0	11	11
FRANKLIN						
Bradford Square Center	0	0	0	0	0	0
Dominion Senior Living of Frankfort	0	0	0	0	0	0
Frankfort Rehab and Care	0	0	0	0	0	0
Morning Pointe of Frankfort	0	0	0	0	0	0
The Lantern at Morning Pointe of Frankfort	0	0	0	0	0	0
FRANKLIN County Total:	0	0	0	0	0	0
GARRARD						
Landmark of Lancaster Rehabilitation and Nursing	0	0	0	0	0	0

*CMHC – Community Mental Health Center

Table 7B - ICF/IID Bed, Reasons Individuals Not Transitioned by CMHC* Region

CMHC Region / County / Facility	Family / Guardian Objection	Waiver Slots Unavailable	Required Services Unavailable	Willing Provider Unavailable	Other Reason Not Transitioned	Totals
GARRARD County Total:	0	0	0	0	0	0
HARRISON						
Cedar Ridge Health Campus	0	0	0	0	0	0
Edgemont Healthcare	0	0	0	0	0	0
Grand Haven Nursing Home	0	0	0	0	0	0
Parkside Manor	0	0	0	0	0	0
Shady Lawn Home	0	0	0	0	0	0
HARRISON County Total:	0	0	0	0	0	0
JESSAMINE						
Bridgepointe At Ashgrove Woods	0	0	0	0	0	0
Nicholasville Nursing and Rehabilitation	0	0	0	0	0	0
Rose Terrace Lodge	0	0	0	0	0	0
Thomson Hood Veterans Center	0	0	0	0	0	0
Wesley Village	0	0	0	0	0	0
JESSAMINE County Total:	0	0	0	0	0	0
LINCOLN						
Stanford Care and Rehab	0	0	0	0	0	0
Waynesburg Manor	0	0	0	0	0	0
LINCOLN County Total:	0	0	0	0	0	0
MADISON						
Berea Health and Rehabilitation	0	0	0	0	0	0
Dominion Senior Living of Richmond	0	0	0	0	0	0
Kenwood Health and Rehabilitation Center	0	0	0	0	0	0
Madison Health and Rehabilitation Center	0	0	0	0	0	0
Morning Pointe of Richmond	0	0	0	0	0	0
Telford Terrace	0	0	0	0	0	0

*CMHC – Community Mental Health Center

Table 7B - ICF/IID Bed, Reasons Individuals Not Transitioned by CMHC* Region

CMHC Region / County / Facility	Family / Guardian Objection	Waiver Slots Unavailable	Required Services Unavailable	Willing Provider Unavailable	Other Reason Not Transitioned	Totals
BRECKINRIDGE County Total:	0	0	0	0	0	0
GRAYSON						
Grayson Nursing and Rehabilitation	0	0	0	0	0	0
Spring View Health and Rehab Center	0	0	0	0	0	0
GRAYSON County Total:	0	0	0	0	0	0
HARDIN						
Elizabethtown Nursing and Rehab	0	0	0	0	0	0
Helmwood Healthcare Center	0	0	0	0	0	0
Kensington Center	0	0	0	0	0	0
Radcliff Veterans Center	0	0	0	0	0	0
Signature Healthcare at North Hardin Rehab	0	0	0	0	0	0
Signature Healthcare of Elizabethtown	0	0	0	0	0	0
HARDIN County Total:	0	0	0	0	0	0
LARUE						
Sunrise Manor Nursing Home	0	0	0	0	0	0
LARUE County Total:	0	0	0	0	0	0
MARION						
Cedars Of Lebanon Nursing Center	0	0	0	0	0	0
Loretto Motherhouse Infirmary	0	0	0	0	0	0
The Village of Lebanon II	0	0	0	0	0	0
Village of Lebanon II	0	0	0	0	0	0
MARION County Total:	0	0	0	0	0	0
MEADE						
Brandenburg Nursing and Rehabilitation	0	0	0	0	0	0
MEADE County Total:	0	0	0	0	0	0
NELSON						

*CMHC – Community Mental Health Center

Table 7B - ICF/IID Bed, Reasons Individuals Not Transitioned by CMHC* Region

CMHC Region / County / Facility	Family / Guardian Objection	Waiver Slots Unavailable	Required Services Unavailable	Willing Provider Unavailable	Other Reason Not Transitioned	Totals
The Terrace Nursing and Rehabilitation	0	0	0	0	0	0
MADISON County Total:	0	0	0	0	0	0
MERCER						
Harrodsburg Health and Rehab Ctr	0	0	0	0	0	0
The Willows at Harrodsburg	0	0	0	0	0	0
MERCER County Total:	0	0	0	0	0	0
NICHOLAS						
Johnson Mathers Nursing Home	0	0	0	0	0	0
NICHOLAS County Total:	0	0	0	0	0	0
POWELL						
Stanton Nursing and Rehabilitation Center	0	0	0	0	0	0
POWELL County Total:	0	0	0	0	0	0
SCOTT						
Harborview Dover	0	0	0	0	0	0
Signature Healthcare of Georgetown	0	0	0	0	0	0
The Meadows At Windsor Gardens	0	0	0	0	0	0
SCOTT County Total:	0	0	0	0	0	0
WOODFORD						
Taylor Manor Nursing Home	0	0	0	0	0	0
WOODFORD County Total:	0	0	0	0	0	0
Bluegrass CMHC Total:	0	0	0	0	11	11
Communicare						
BRECKINRIDGE						
Breckinridge Memorial Nursing Facility	0	0	0	0	0	0
Hardinsburg Nursing and Rehabilitation	0	0	0	0	0	0

*CMHC – Community Mental Health Center

Table 7B - ICF/IID Bed, Reasons Individuals Not Transitioned by CMHC* Region

CMHC Region / County / Facility	Family / Guardian Objection	Waiver Slots Unavailable	Required Services Unavailable	Willing Provider Unavailable	Other Reason Not Transitioned	Totals
Cooper Trail Senior Living	0	0	0	0	0	0
Flaget Memorial Hospital NF	0	0	0	0	0	0
Landmark of Bardstown Rehab and Nursing	0	0	0	0	0	0
Signature Healthcare At Colonial Rehab	0	0	0	0	0	0
Windsor Gardens CCRC	0	0	0	0	0	0
NELSON County Total:	0	0	0	0	0	0
WASHINGTON						
Sansbury Care Center	0	0	0	0	0	0
Springfield Nursing and Rehabilitation Center	0	0	0	0	0	0
WASHINGTON County Total:	0	0	0	0	0	0
Communicare CMHC Total:	0	0	0	0	0	0
Comprehend						
BRACKEN						
Bracken County Nursing and Rehabilitation Center	0	0	0	0	0	0
BRACKEN County Total:	0	0	0	0	0	0
FLEMING						
Pioneer Trace Nursing Home	0	0	0	0	0	0
FLEMING County Total:	0	0	0	0	0	0
LEWIS						
Vanceburg Rehabilitation and Care	0	0	0	0	0	0
LEWIS County Total:	0	0	0	0	0	0
MASON						
Maysville Nursing and Rehabilitation Facility	0	0	0	0	0	0
MASON County Total:	0	0	0	0	0	0
ROBERTSON						

*CMHC – Community Mental Health Center

Table 7B - ICF/IID Bed, Reasons Individuals Not Transitioned by CMHC* Region

CMHC Region / County / Facility	Family / Guardian Objection	Waiver Slots Unavailable	Required Services Unavailable	Willing Provider Unavailable	Other Reason Not Transitioned	Totals
Robertson County Health Care Facility	0	0	0	0	0	0
ROBERTSON County Total:	0	0	0	0	0	0
Comprehend CMHC Total:	0	0	0	0	0	0
Cumberland River						
BELL						
Generations Center of Middlesboro	0	0	0	0	0	0
Middlesboro Nursing and Rehab	0	0	0	0	0	0
Mountain View Nursing and Rehab Ctr	0	0	0	0	0	0
BELL County Total:	0	0	0	0	0	0
CLAY						
Landmark of Laurel Creek Rehab and Nursing	0	0	0	0	0	0
CLAY County Total:	0	0	0	0	0	0
HARLAN						
Harlan Health and Rehabilitation Center	0	0	0	0	0	0
The Laurels	0	0	0	0	0	0
Tri-Cities Nursing and Rehabilitation Center	0	0	0	0	0	0
HARLAN County Total:	0	0	0	0	0	0
JACKSON						
Signature HealthCare at Jackson Manor	0	0	0	0	0	0
JACKSON County Total:	0	0	0	0	0	0
KNOX						
Barbourville Health and Rehabilitation Center	0	0	0	0	0	0
Christian Health Center - Corbin	0	0	0	0	0	0

*CMHC – Community Mental Health Center

Table 7B - ICF/IID Bed, Reasons Individuals Not Transitioned by CMHC* Region

CMHC Region / County / Facility	Family / Guardian Objection	Waiver Slots Unavailable	Required Services Unavailable	Willing Provider Unavailable	Other Reason Not Transitioned	Totals
KNOX County Total:	0	0	0	0	0	0
LAUREL						
Hillcrest Health and Rehabilitation Center	0	0	0	0	0	0
Laurel Heights Home for the Elderly	0	0	0	0	0	0
LAUREL County Total:	0	0	0	0	0	0
ROCKCASTLE						
Rockcastle Health and Rehabilitation Center	0	0	0	0	0	0
Rockcastle Regional Hospital and Respiratory Care	0	0	0	0	0	0
ROCKCASTLE County Total:	0	0	0	0	0	0
WHITLEY						
Corbin Health and Rehabilitation Center	0	0	0	0	0	0
The Heritage	0	0	0	0	0	0
Williamsburg Health and Rehabilitation Center	0	0	0	0	0	0
WHITLEY County Total:	0	0	0	0	0	0
Cumberland River CMHC Total:	0	0	0	0	0	0
Four Rivers						
BALLARD						
Life Care Center of LaCenter	0	0	0	0	0	0
BALLARD County Total:	0	0	0	0	0	0
CALLOWAY						
Fern Terrace of Murray Gardens At Hickory Woods	0	0	0	0	0	0
Spring Creek Health Care	0	0	0	0	0	0
CALLOWAY County Total:	0	0	0	0	0	0
CARLISLE						

*CMHC – Community Mental Health Center

Table 7B - ICF/IID Bed, Reasons Individuals Not Transitioned by CMHC* Region

CMHC Region / County / Facility	Family / Guardian Objection	Waiver Slots Unavailable	Required Services Unavailable	Willing Provider Unavailable	Other Reason Not Transitioned	Totals
Countryside Center	0	0	0	0	0	0
CARLISLE County Total:	0	0	0	0	0	0
FULTON						
Fulton Nursing and Rehab	0	0	0	0	0	0
FULTON County Total:	0	0	0	0	0	0
GRAVES						
Fern Terrace of Mayfield	0	0	0	0	0	0
Green Acres Health Care	0	0	0	0	0	0
Mayfield Health and Rehabilitation	0	0	0	0	0	0
Mills Nursing and Rehabilitation	0	0	0	0	0	0
GRAVES County Total:	0	0	0	0	0	0
HICKMAN						
Clinton Hickman County Nursing Facility	0	0	0	0	0	0
Clinton Place	0	0	0	0	0	0
HICKMAN County Total:	0	0	0	0	0	0
LIVINGSTON						
Salem Springlake Health and Rehabilitation Center	0	0	0	0	0	0
LIVINGSTON County Total:	0	0	0	0	0	0
MARSHALL						
Calvert City Convalescent Center	0	0	0	0	0	0
Lake Way Nursing and Rehabilitation Center	0	0	0	0	0	0
Oakview Nursing and Rehabilitation Center	0	0	0	0	0	0
MARSHALL County Total:	0	0	0	0	0	0
MCCRACKEN						
Baptist Health Paducah	0	0	0	0	0	0
Gaither Suites at West Park	0	0	0	0	0	0

*CMHC – Community Mental Health Center

Table 7B - ICF/IID Bed, Reasons Individuals Not Transitioned by CMHC* Region

CMHC Region / County / Facility	Family / Guardian Objection	Waiver Slots Unavailable	Required Services Unavailable	Willing Provider Unavailable	Other Reason Not Transitioned	Totals
Providence Pointe Healthcare	0	0	0	0	0	0
River Haven Nursing and Rehab	0	0	0	0	0	0
Stonecreek Health and Rehab	0	0	0	0	0	0
MCCRACKEN County Total:	0	0	0	0	0	0
Four Rivers CMHC Total:	0	0	0	0	0	0
Kentucky River						
BREATHITT						
Nim Henson Geriatric Center	0	0	0	0	0	0
BREATHITT County Total:	0	0	0	0	0	0
KNOTT						
Golden Years Rest Home	1	0	0	0	0	1
Knott County Health and Rehabilitation Center	0	0	0	0	0	0
KNOTT County Total:	1	0	0	0	0	1
LEE						
Lee County Care and Rehabilitation Center	0	0	0	0	0	0
LEE County Total:	0	0	0	0	0	0
LESLIE						
Hyden Health and Rehabilitation Center	0	0	0	0	0	0
LESLIE County Total:	0	0	0	0	0	0
LETCHER						
Letcher Manor	0	0	0	0	0	0
LETCHER County Total:	0	0	0	0	0	0
OWSLEY						
Owsley County Health Care Center	0	0	0	0	0	0
OWSLEY County Total:	0	0	0	0	0	0
PERRY						

*CMHC – Community Mental Health Center

Table 7B - ICF/IID Bed, Reasons Individuals Not Transitioned by CMHC* Region

CMHC Region / County / Facility	Family / Guardian Objection	Waiver Slots Unavailable	Required Services Unavailable	Willing Provider Unavailable	Other Reason Not Transitioned	Totals
Hazard Health and Rehabilitation Center	0	0	0	0	0	0
Paul E Patton Eastern Ky Veterans Center	0	0	0	0	0	0
PERRY County Total:	0	0	0	0	0	0
WOLFE						
Wolfe County Health and Rehabilitation Center	0	0	0	0	0	0
WOLFE County Total:	0	0	0	0	0	0
Kentucky River CMHC Total:	1	0	0	0	0	1
LifeSkills						
ALLEN						
Cal Turner Rehab and Specialty Care	0	0	0	0	0	0
Cornerstone Manor	0	0	0	0	0	0
Scottsville Manor	0	0	0	0	0	0
ALLEN County Total:	0	0	0	0	0	0
BARREN						
Barren County Nursing and Rehab	0	0	0	0	0	0
Glasgow State Nursing Facility	0	0	0	0	0	0
Glenview Health Care Facility	0	0	0	0	0	0
NHC HealthCare, Glasgow	0	0	0	0	0	0
Signature Healthcare of Glasgow	0	0	0	0	0	0
T J Samson Community Hospital Skilled Nursing Unit	0	0	0	0	0	0
BARREN County Total:	0	0	0	0	0	0
BUTLER						
Morgantown Care and Rehabilitation Center	0	0	0	0	0	0
BUTLER County Total:	0	0	0	0	0	0

*CMHC – Community Mental Health Center

Table 7B - ICF/IID Bed, Reasons Individuals Not Transitioned by CMHC* Region

CMHC Region / County / Facility	Family / Guardian Objection	Waiver Slots Unavailable	Required Services Unavailable	Willing Provider Unavailable	Other Reason Not Transitioned	Totals
EDMONSON						
Edmonson Center	0	0	0	0	0	0
EDMONSON County Total:	0	0	0	0	0	0
HART						
Hart County Manor	0	0	0	0	0	0
Signature Healthcare of Hart County	0	0	0	0	0	0
HART County Total:	0	0	0	0	0	0
LOGAN						
Auburn Health Care	0	0	0	0	0	0
Creekwood Place Nursing and Rehab Center	0	0	0	0	0	0
LOGAN County Total:	0	0	0	0	0	0
METCALFE						
Harpers Home for the Aged	0	0	0	0	0	0
Metcalfe Health Care Center	0	0	0	0	0	0
METCALFE County Total:	0	0	0	0	0	0
MONROE						
Signature HealthCare of Monroe County Rehab	0	0	0	0	0	0
MONROE County Total:	0	0	0	0	0	0
SIMPSON						
Franklin-Simpson Nursing and Rehabilitation	0	0	0	0	0	0
Lewis Memorial Methodist Home	0	0	0	0	0	0
SIMPSON County Total:	0	0	0	0	0	0
WARREN						
Bowling Green Nursing and Rehabilitation	0	0	0	0	0	0

*CMHC – Community Mental Health Center

Table 7B - ICF/IID Bed, Reasons Individuals Not Transitioned by CMHC* Region

CMHC Region / County / Facility	Family / Guardian Objection	Waiver Slots Unavailable	Required Services Unavailable	Willing Provider Unavailable	Other Reason Not Transitioned	Totals
Christian Health Center, Bowling Green	0	0	0	0	0	0
Colonial Center	0	0	0	0	0	0
Fern Terrace of Bowling Green	0	0	0	0	0	0
Greenwood Nursing and Rehabilitation	0	0	0	0	0	0
Hopkins Center	0	0	0	0	0	0
Magnolia Village	0	0	0	0	0	0
Signature Healthcare Bowling Green	0	0	0	0	0	0
The Haven At Massey Springs	0	0	0	0	0	0
WARREN County Total:	0	0	0	0	0	0
LifeSkills CMHC Total:	0	0	0	0	0	0
Mountain						
FLOYD						
Highlands ARH Regional Medical Center (Prestonsburg)	0	0	0	0	0	0
Prestonsburg Health Care Center	0	0	0	0	0	0
Riverview Health Care Center	0	0	0	0	0	0
FLOYD County Total:	0	0	0	0	0	0
JOHNSON						
Mountain Manor of Paintsville	0	0	0	0	0	0
Venture Home of Paintsville	0	0	0	0	0	0
JOHNSON County Total:	0	0	0	0	0	0
MARTIN						
Martin County Health Care Facility	0	0	0	0	0	0
MARTIN County Total:	0	0	0	0	0	0
PIKE						
Good Shepherd Community Nursing Center	0	0	0	0	0	0

*CMHC – Community Mental Health Center

Table 7B - ICF/IID Bed, Reasons Individuals Not Transitioned by CMHC* Region

CMHC Region / County / Facility	Family / Guardian Objection	Waiver Slots Unavailable	Required Services Unavailable	Willing Provider Unavailable	Other Reason Not Transitioned	Totals
Landmark of Elkhorn City Rehabilitation	0	0	0	0	0	0
Parkview Nursing and Rehabilitation Center (Pikeville)	0	0	0	0	0	0
Pikeville Nursing and Rehab Center	0	0	0	0	0	0
Tug Valley ARH Skilled Nursing Facility	0	0	0	0	0	0
PIKE County Total:	0	0	0	0	0	0
Mountain CMHC Total:	0	0	0	0	0	0
NorthKey						
BOONE						
Boonespring Transitional Care Center	0	0	0	0	0	0
Bridgepoint Care and Rehabilitation Center	0	0	0	0	0	0
Colonial Gardens	0	0	0	0	0	0
Dominion Senior Living of Florence	0	0	0	0	0	0
Florence Park Care Center	0	0	0	0	0	0
St Elizabeth Florence SNF	0	0	0	0	0	0
BOONE County Total:	0	0	0	0	0	0
CAMPBELL						
Carmel Manor	0	0	0	0	0	0
Coldspring Transitional Care Center	0	0	0	0	0	0
Highlandspring of Ft Thomas	0	0	0	0	0	0
St Elizabeth FT Thomas SNF	0	0	0	0	0	0
The Seasons at Alexandria	0	0	0	0	0	0
CAMPBELL County Total:	0	0	0	0	0	0
CARROLL						
Carrollton Manor	0	0	0	0	0	0
Signature Healthcare of Carrollton Rehab	0	0	0	0	0	0

*CMHC – Community Mental Health Center

Table 7B - ICF/IID Bed, Reasons Individuals Not Transitioned by CMHC* Region

CMHC Region / County / Facility	Family / Guardian Objection	Waiver Slots Unavailable	Required Services Unavailable	Willing Provider Unavailable	Other Reason Not Transitioned	Totals
Valley Haven Rest Home	0	0	0	0	0	0
CARROLL County Total:	0	0	0	0	0	0
GALLATIN						
Gallatin Nursing and Rehab	0	0	0	0	0	0
GALLATIN County Total:	0	0	0	0	0	0
GRANT						
Grant Center	0	0	0	0	0	0
Jonesville Rest Home	0	0	0	0	0	0
GRANT County Total:	0	0	0	0	0	0
KENTON						
Charter Senior Living of Edgewood	0	0	0	0	0	0
Covington Ladies Home	0	0	0	0	0	0
Emerald Trace	0	0	0	0	0	0
Ivy Knoll	0	0	0	0	0	0
Madonna Manor	0	0	0	0	0	0
Regency Manor	0	0	0	0	0	0
Regency Manor North	0	0	0	0	0	0
Rosedale Green	0	0	0	0	0	0
St Charles Care Center	0	0	0	0	0	0
The Pavilion at Kenton	0	0	0	0	0	0
Village Care Center	0	0	0	0	0	0
Villaspring of Erlanger	0	0	0	0	0	0
Woodcrest Nursing and Rehabilitation Center	0	0	0	0	0	0
KENTON County Total:	0	0	0	0	0	0
OWEN						
Owenton Center	0	0	0	0	0	0
OWEN County Total:	0	0	0	0	0	0
PENDLETON						
Falmouth Personal Care Home	0	0	0	0	0	0
River Valley Nursing Home	0	0	0	0	0	0

*CMHC – Community Mental Health Center

Table 7B - ICF/IID Bed, Reasons Individuals Not Transitioned by CMHC* Region

CMHC Region / County / Facility	Family / Guardian Objection	Waiver Slots Unavailable	Required Services Unavailable	Willing Provider Unavailable	Other Reason Not Transitioned	Totals
The Front Gate	0	0	0	0	0	0
PENDLETON County Total:	0	0	0	0	0	0
NorthKey CMHC Total:	0	0	0	0	0	0
Pathways						
BATH						
Ridgeway Nursing and Rehabilitation	0	0	0	0	0	0
BATH County Total:	0	0	0	0	0	0
BOYD						
Artrips Personal Care Home	0	0	0	0	0	0
Boyd Nursing and Rehabilitation Center	0	0	0	0	0	0
Hamiltons Personal Care Home	0	0	0	0	0	0
Kings Daughters And Sons Home	0	0	0	0	0	0
Kings Daughters Medical Center	0	0	0	0	0	0
Kingsbrook Lifecare Center	0	0	0	0	0	0
Woodland Oaks	0	0	0	0	0	0
BOYD County Total:	0	0	0	0	0	0
CARTER						
Carter Nursing and Rehabilitation Center	0	0	0	0	0	0
CARTER County Total:	0	0	0	0	0	0
ELLIOTT						
Elliott Nursing and Rehabilitation Center	0	0	0	0	0	0
ELLIOTT County Total:	0	0	0	0	0	0
GREENUP						
Frasures Personal Care Home	0	0	0	0	0	0
Morning Pointe Of Russell	0	0	0	0	0	0
Oakmont Manor	0	0	0	0	0	0

*CMHC – Community Mental Health Center

Table 7B - ICF/IID Bed, Reasons Individuals Not Transitioned by CMHC* Region

CMHC Region / County / Facility	Family / Guardian Objection	Waiver Slots Unavailable	Required Services Unavailable	Willing Provider Unavailable	Other Reason Not Transitioned	Totals
Russell Convalescent Home	0	0	0	0	0	0
South Shore Nursing and Rehabilitation Center	0	0	0	0	0	0
The Lantern At Morning Pointe Alzheimers and Memory Care	0	0	0	0	0	0
Trinity Station Retirement Community	0	0	0	0	0	0
Wurtland Nursing and Rehabilitation Center	0	0	0	0	0	0
GREENUP County Total:	0	0	0	0	0	0
LAWRENCE						
The Jordan Center	0	0	0	0	0	0
LAWRENCE County Total:	0	0	0	0	0	0
MENIFEE						
Edgewood Estates	0	0	0	0	0	0
MENIFEE County Total:	0	0	0	0	0	0
MONTGOMERY						
Regency Memory Care	0	0	0	0	0	0
Windsor Care Center	0	0	0	0	0	0
MONTGOMERY County Total:	0	0	0	0	0	0
MORGAN						
West Liberty Nursing and Rehabilitation Center	0	0	0	0	0	0
MORGAN County Total:	0	0	0	0	0	0
ROWAN						
Life Care Center of Morehead	0	0	0	0	0	0
St Claire Medical Center TCU	0	0	0	0	0	0
ROWAN County Total:	0	0	0	0	0	0
Pathways CMHC Total:	0	0	0	0	0	0

Pennyroyal

*CMHC – Community Mental Health Center

Table 7B - ICF/IID Bed, Reasons Individuals Not Transitioned by CMHC* Region

CMHC Region / County / Facility	Family / Guardian Objection	Waiver Slots Unavailable	Required Services Unavailable	Willing Provider Unavailable	Other Reason Not Transitioned	Totals
CALDWELL						
Highland Homes, Inc.	0	0	0	0	0	0
Princeton Health and Rehab Center	0	0	0	0	0	0
CALDWELL County Total:	0	0	0	0	0	0
CHRISTIAN						
Bradford Heights Health and Rehab Center	0	0	0	0	0	0
Christian County Manor	0	0	0	0	0	0
Christian Health Center, Hopkinsville	0	0	0	0	0	0
Christian Heights Nursing and Rehabilitation Center	0	0	0	0	0	0
Covington Convalescent Center	0	0	0	0	0	0
Outwood ICF/IID	0	0	0	0	0	0
Pennyrile Home	0	0	0	0	0	0
Western State Nursing Facility	0	0	0	0	0	0
CHRISTIAN County Total:	0	0	0	0	0	0
CRITTENDEN						
Crittenden County Health and Rehabilitation Center	0	0	0	0	0	0
CRITTENDEN County Total:	0	0	0	0	0	0
HOPKINS						
Baptist Health Madisonville	0	0	0	0	0	0
Brighton Cornerstone Health Care	0	0	0	0	0	0
Dawson Springs Health And Rehab Ctr	0	0	0	0	0	0
Hillside Center	0	0	0	0	0	0
Joseph Eddie Ballard Western	0	0	0	0	0	0
Kentucky Veterans Ctr	0	0	0	0	0	0
Madisonville Health and Rehabilitation	0	0	0	0	0	0

*CMHC – Community Mental Health Center

Table 7B - ICF/IID Bed, Reasons Individuals Not Transitioned by CMHC* Region

CMHC Region / County / Facility	Family / Guardian Objection	Waiver Slots Unavailable	Required Services Unavailable	Willing Provider Unavailable	Other Reason Not Transitioned	Totals
Ridgewood Terrace Nursing Home	0	0	0	0	0	0
The Homestead	0	0	0	0	0	0
The Oaks PCH/Madisonville	0	0	0	0	0	0
Tradewater Pointe	0	0	0	0	0	0
HOPKINS County Total:	0	0	0	0	0	0
LYON						
Christian Care Center of Kuttawa	0	0	0	0	0	0
River's Bend Retirement Community	0	0	0	0	0	0
LYON County Total:	0	0	0	0	0	0
MUHLENBERG						
Greenville Nursing and Rehabilitation	0	0	0	0	0	0
Maple Health and Rehabilitation	0	0	0	0	0	0
Owensboro Health Muhlenberg	0	0	0	0	0	0
Community Hospital Long Term Care						
Sparks Nursing Center	0	0	0	0	0	0
MUHLENBERG County Total:	0	0	0	0	0	0
TODD						
Hearthstone Place	0	0	0	0	0	0
TODD County Total:	0	0	0	0	0	0
TRIGG						
Better Senior Living	0	0	0	0	0	0
Shady Lawn Nursing and Rehabilitation Center	0	0	0	0	0	0
TRIGG County Total:	0	0	0	0	0	0
Pennyroyal CMHC Total:	0	0	0	0	0	0

River Valley

DAVISS

*CMHC – Community Mental Health Center

Table 7B - ICF/IID Bed, Reasons Individuals Not Transitioned by CMHC* Region

CMHC Region / County / Facility	Family / Guardian Objection	Waiver Slots Unavailable	Required Services Unavailable	Willing Provider Unavailable	Other Reason Not Transitioned	Totals
Carmel Home	0	0	0	0	0	0
Davco Rest Home	0	0	0	0	0	0
Fern Terrace of Owensboro	0	0	0	0	0	0
Hermitage Care and Rehabilitation Center	0	0	0	0	0	0
Owensboro Center	0	0	0	0	0	0
Rosedale Rest Home	0	0	0	0	0	0
Signature Healthcare at Hillcrest	0	0	0	0	0	0
The Transitional Care Center of Owensboro	0	0	0	0	0	0
Twin Rivers Nursing and Rehab Center	0	0	0	0	0	0
Wellington Parc of Owensboro	0	0	0	0	0	0
Wendell Fosters Campus for Developmental Disabilities	0	0	0	0	0	0
DAVIESS County Total:	0	0	0	0	0	0
HANCOCK						
Heartland Villa Center	0	0	0	0	0	0
The Oaks PCH/Lewisport	0	0	0	0	0	0
HANCOCK County Total:	0	0	0	0	0	0
HENDERSON						
Henderson Manor	0	0	0	0	0	0
Henderson Nursing and Rehabilitation Center	0	0	0	0	0	0
Redbanks	0	0	0	0	0	0
HENDERSON County Total:	0	0	0	0	0	0
MCLEAN						
Riverside Care and Rehab Ctr	0	0	0	0	0	0
Sunny Acres	0	0	0	0	0	0
MCLEAN County Total:	0	0	0	0	0	0
OHIO						

*CMHC – Community Mental Health Center

Table 7B - ICF/IID Bed, Reasons Individuals Not Transitioned by CMHC* Region

CMHC Region / County / Facility	Family / Guardian Objection	Waiver Slots Unavailable	Required Services Unavailable	Willing Provider Unavailable	Other Reason Not Transitioned	Totals
Beaver Dam Nursing and Rehab Center	0	0	0	0	0	0
Fordsville Nursing and Rehabilitation Center	0	0	0	0	0	0
Signature Healthcare of Hartford Rehab and Wellnes	0	0	0	0	0	0
OHIO County Total:	0	0	0	0	0	0
UNION						
Breckinridge Place	0	0	0	0	0	0
Morganfield Nursing and Rehabilitation Center	0	0	0	0	0	0
UNION County Total:	0	0	0	0	0	0
WEBSTER						
Redbanks Colonial Terrace	0	0	0	0	0	0
Shemwell Nursing Home	0	0	0	0	0	0
WEBSTER County Total:	0	0	0	0	0	0
River Valley CMHC Total:	0	0	0	0	0	0
Seven Counties						
BULLITT						
Bedrock HC at Green Meadows	0	0	0	0	0	0
Colonial House of Shepherdsville	0	0	0	0	0	0
Meadows ICF/IID	3	0	1	0	0	4
Sanders Ridge Health Campus	0	0	0	0	0	0
BULLITT County Total:	3	0	1	0	0	4
HENRY						
Cedar Lake Lodge Park Place I	0	0	0	0	0	0
Cedar Lake Lodge Park Place II	0	0	0	0	0	0
New Castle Nursing and Rehab	0	0	0	0	0	0
HENRY County Total:	0	0	0	0	0	0
JEFFERSON						

*CMHC – Community Mental Health Center

Table 7B - ICF/IID Bed, Reasons Individuals Not Transitioned by CMHC* Region

CMHC Region / County / Facility	Family / Guardian Objection	Waiver Slots Unavailable	Required Services Unavailable	Willing Provider Unavailable	Other Reason Not Transitioned	Totals
Anthology of Louisville	0	0	0	0	0	0
Barton House of Louisville 1	0	0	0	0	0	0
Belmont Village	0	0	0	0	0	0
Bingham Gardens	9	0	6	0	0	15
Brookdale Stonestreet	0	0	0	0	0	0
Cherokee Park Rehabilitation	0	0	0	0	0	0
Christian Health Center of Louisville	0	0	0	0	0	0
Clifton Oaks Care Center	0	0	0	0	0	0
Del Maria ICF/IID	5	0	1	0	0	6
Dominion Senior Living of Louisville	0	0	0	0	0	0
Eastern Star Home in KY	0	0	0	0	0	0
Episcopal Church Home	0	0	0	0	0	0
Essex Nursing and Rehabilitation Center	0	0	0	0	0	0
Forest Hills Commons	0	0	0	0	0	0
Forest Springs Health Campus	0	0	0	0	0	0
Franciscan Health Care Center	0	0	0	0	0	0
Glen Ridge Health Campus	0	0	0	0	0	0
Hallmark House Louisville II	0	0	0	0	0	0
Hazelwood Center	21	0	13	0	0	34
Heartsong Memory Care	0	0	0	0	0	0
Highlands Nursing and Rehabilitation Center	0	0	0	0	0	0
Hillcreek Rehabilitation and Care	0	0	0	0	0	0
Home of the Innocents	0	0	0	0	0	0
Jeffersontown Rehabilitation	0	0	0	0	0	0
Kindred Hospital - Louisville	0	0	0	0	0	0
Klondike Center	0	0	0	0	0	0
Landmark of Iroquois Park and Nursing Center	0	0	0	0	0	0
Landmark of Louisville Rehab and Nursing	0	0	0	0	0	0

*CMHC – Community Mental Health Center

Table 7B - ICF/IID Bed, Reasons Individuals Not Transitioned by CMHC* Region

CMHC Region / County / Facility	Family / Guardian Objection	Waiver Slots Unavailable	Required Services Unavailable	Willing Provider Unavailable	Other Reason Not Transitioned	Totals
Landmark of River City Rehabilitation and Nursing	0	0	0	0	0	0
Little Sisters of the Poor	0	0	0	0	0	0
Louisville Protestant Altenheim	0	0	0	0	0	0
Lyndon Woods Care and Rehabilitation	0	0	0	0	0	0
Masonic Home of Louisville	0	0	0	0	0	0
Morning Pointe Of Louisville At South Hurstbourne	0	0	0	0	0	0
Nazareth Home	0	0	0	0	0	0
Nazareth Home Clifton	0	0	0	0	0	0
Park Louisville	0	0	0	0	0	0
Park Terrace Health Campus	0	0	0	0	0	0
Parrs Rest Home	0	0	0	0	0	0
Providence Louisville East Post Acute	0	0	0	0	0	0
Regency Center	0	0	0	0	0	0
Regis Woods	0	0	0	0	0	0
Rivers Edge Nursing and Rehabilitation Center	0	0	0	0	0	0
Rose Anna Hughes Home/Westminster	0	0	0	0	0	0
Seneca Place	0	0	0	0	0	0
Signature Healthcare At Jefferson Manor Rehab	0	0	0	0	0	0
Signature Healthcare at Jefferson Place Rehab	0	0	0	0	0	0
Signature Healthcare At Rockford Rehab	0	0	0	0	0	0
Signature Healthcare at St Mary Elizabeth Hosp	0	0	0	0	0	0
Signature Healthcare of East Louisville	0	0	0	0	0	0

*CMHC – Community Mental Health Center

Table 7B - ICF/IID Bed, Reasons Individuals Not Transitioned by CMHC* Region

CMHC Region / County / Facility	Family / Guardian Objection	Waiver Slots Unavailable	Required Services Unavailable	Willing Provider Unavailable	Other Reason Not Transitioned	Totals
Signature Healthcare of South Louisville	0	0	0	0	0	0
Springhurst Health and Rehab	0	0	0	0	0	0
St Matthews Care Center	0	0	0	0	0	0
Storypoint Prospect	0	0	0	0	0	0
Summerfield Rehab and Wellness	0	0	0	0	0	0
Sunrise of Louisville	0	0	0	0	0	0
Sycamore Heights Health and Rehab	0	0	0	0	0	0
Symphony at Valley Farms	0	0	0	0	0	0
The Enclave of East Louisville	0	0	0	0	0	0
The Forum at Brookside	0	0	0	0	0	0
The Lantern At Morning Pointe (Louisville)	0	0	0	0	0	0
The Legacy at English Station	0	0	0	0	0	0
Treyton Oaks Towers	0	0	0	0	0	0
Valhalla Post Acute	0	0	0	0	0	0
Wesley Manor	0	0	0	0	0	0
Westminster Terrace	0	0	0	0	0	0
Westport Place Health Campus	0	0	0	0	0	0
Wickshire Blankenbaker	0	0	0	0	0	0
JEFFERSON County Total:	35	0	20	0	0	55
OLDHAM						
Baptist Health La Grange	0	0	0	0	0	0
Cedar Lake Lodge	0	0	0	0	0	0
Cedar Lake Lodge Sycamore Run I	0	0	0	0	0	0
Cedar Lake Lodge Sycamore Run II	0	0	0	0	0	0
Richwood Nursing and Rehab	0	0	0	0	0	0
Windsong ICF/IID	2	0	3	0	0	5
OLDHAM County Total:	2	0	3	0	0	5
SHELBY						
Colonial Hall Manor	0	0	0	0	0	0

*CMHC – Community Mental Health Center

Table 7B - ICF/IID Bed, Reasons Individuals Not Transitioned by CMHC* Region

CMHC Region / County / Facility	Family / Guardian Objection	Waiver Slots Unavailable	Required Services Unavailable	Willing Provider Unavailable	Other Reason Not Transitioned	Totals
Crestview Center	0	0	0	0	0	0
Masonic Home of Shelbyville	0	0	0	0	0	0
SHELBY County Total:	0	0	0	0	0	0
SPENCER						
Signature Healthcare of Spencer County	0	0	0	0	0	0
SPENCER County Total:	0	0	0	0	0	0
TRIMBLE						
Bedford Springs Health and Rehabilitation	0	0	0	0	0	0
TRIMBLE County Total:	0	0	0	0	0	0
Seven Counties CMHC Total:	40	0	24	0	0	64
State Total	41	0	24	0	11	76

*CMHC – Community Mental Health Center

KENTUCKY ANNUAL
LONG-TERM CARE SERVICES
REPORT



KENTUCKY CABINET FOR
HEALTH AND FAMILY SERVICES

PAYOR
SOURCE DATA

2020 ANNUAL KENTUCKY LONG TERM CARE UTILIZATION AND SERVICE REPORT

Table 8 - Payor Source- Nursing Facility Beds

Number of Patient Days by Primary Payor Source

ADD / Facility	Medicare	Medicaid	Private	Other	Total
ADD:1					
BALLARD					
Life Care Center of LaCenter	1,436	13,288	3,575	94	18,393
BALLARD County Total:	1,436	13,288	3,575	94	18,393
CALLOWAY					
Spring Creek Health Care	6,031	23,134	10,376	1,884	41,425
CALLOWAY County Total:	6,031	23,134	10,376	1,884	41,425
CARLISLE					
Countryside Center	2,004	11,986	1,166	782	15,938
CARLISLE County Total:	2,004	11,986	1,166	782	15,938
FULTON					
Fulton Nursing and Rehab	2,258	10,552	824	894	14,528
FULTON County Total:	2,258	10,552	824	894	14,528
GRAVES					
Green Acres Health Care	3,601	13,474	2,792	1,292	21,159
Mayfield Health and Rehabilitation	4,421	15,765	1,422	0	21,608
Mills Nursing and Rehabilitation	5,564	18,190	3,126	1,799	28,679
GRAVES County Total:	13,586	47,429	7,340	3,091	71,446
HICKMAN					
Clinton Hickman County Nursing Facility	1,157	10,117	2,587	696	14,557
Clinton Place	6,222	15,738	1,830	0	23,790
HICKMAN County Total:	7,379	25,855	4,417	696	38,347
MARSHALL					
Calvert City Convalescent Center	3,081	19,160	5,998	521	28,760
Lake Way Nursing and Rehabilitation Center	3,333	19,868	3,351	0	26,552
Oakview Nursing and Rehabilitation Center	2,665	17,651	2,675	1,184	24,175
MARSHALL County Total:	9,079	56,679	12,024	1,705	79,487
MCCRACKEN					
Baptist Health Paducah	0	0	0	0	0
Parkview Nursing and Rehabilitation Center (Paducah)	12,025	45,108	8,421	4,431	69,985
Providence Pointe Healthcare	7,467	9,050	5,913	3,940	26,370
River Haven Nursing and Rehab	2,667	33,466	529	1,036	37,698
Stonecreek Health and Rehab	3,441	20,920	1,539	2,547	28,447
MCCRACKEN County Total:	25,600	108,544	16,402	11,954	162,500

Table 8 - Payor Source- Nursing Facility Beds

Number of Patient Days by Primary Payor Source

ADD / Facility	Medicare	Medicaid	Private	Other	Total
ADD: 1 Total	67,373	297,467	56,124	21,100	442,064
ADD:2					
CALDWELL					
Princeton Health and Rehab Center	4,074	19,139	2,210	1,054	26,477
CALDWELL County Total:	4,074	19,139	2,210	1,054	26,477
CHRISTIAN					
Bradford Heights Health and Rehab Center	2,891	22,555	1,445	2,023	28,914
Christian Health Center, Hopkinsville	5,661	21,116	5,486	1,209	33,472
Christian Heights Nursing and Rehabilitation Center	1,729	14,133	1,019	321	17,202
Covington Convalescent Center	1,223	14,778	1,830	0	17,831
Western State Nursing Facility	0	26,144	0	7,763	33,907
CHRISTIAN County Total:	11,504	98,726	9,780	11,316	131,326
CRITTENDEN					
Crittenden County Health and Rehabilitation Center	3,139	18,382	1,180	719	23,420
CRITTENDEN County Total:	3,139	18,382	1,180	719	23,420
HOPKINS					
Baptist Health Madisonville	0	0	0	0	0
Brighton Cornerstone Health Care	1,204	15,479	985	0	17,668
Dawson Springs Health And Rehab Ctr	771	17,921	414	0	19,106
Hillside Center	1,741	18,530	433	645	21,349
Joseph Eddie Ballard Western Kentucky Veterans Ctr	206	10,950	9,590	8,065	28,811
Madisonville Health and Rehabilitation	3,242	23,321	2,279	671	29,513
Ridgewood Terrace Nursing Home	3,487	21,266	3,535	202	28,490
Tradewater Pointe	2,553	12,933	1,269	47	16,802
HOPKINS County Total:	13,204	120,400	18,505	9,630	161,739
LIVINGSTON					
Salem Springlake Health and Rehabilitation Center	3,279	12,530	456	756	17,021
LIVINGSTON County Total:	3,279	12,530	456	756	17,021
LYON					
Christian Care Center of Kuttawa	3,261	13,453	1,789	165	18,668
River's Bend Retirement Community	1,620	8,679	2,242	354	12,895
LYON County Total:	4,881	22,132	4,031	519	31,563

Table 8 - Payor Source- Nursing Facility Beds

Number of Patient Days by Primary Payor Source

ADD / Facility	Medicare	Medicaid	Private	Other	Total
MUHLENBERG					
Greenville Nursing and Rehabilitation	5,604	13,052	898	987	20,541
Maple Health and Rehabilitation	4,313	28,469	703	540	34,025
Owensboro Health Muhlenberg Community Hospital Long Term Care	1,581	11,592	946	544	14,663
MUHLENBERG County Total:	11,498	53,113	2,547	2,071	69,229
TODD					
Hearthstone Place	1,828	13,609	744	42	16,223
TODD County Total:	1,828	13,609	744	42	16,223
TRIGG					
Shady Lawn Nursing and Rehabilitation Center	1,185	11,084	1,184	621	14,074
TRIGG County Total:	1,185	11,084	1,184	621	14,074
ADD: 2 Total	54,592	369,115	40,637	26,728	491,072
ADD:3					
DAVISS					
Carmel Home	504	629	480	11,084	12,697
Hermitage Care and Rehabilitation Center	1,872	12,780	720	0	15,372
Owensboro Center	2,050	37,956	1,191	1,095	42,292
Signature Healthcare at Hillcrest	5,834	31,153	4,410	2,657	44,054
The Transitional Care Center of Owensboro	5,342	0	0	142	5,484
Twin Rivers Nursing and Rehab Center	3,629	29,876	729	405	34,639
Wellington Parc of Owensboro	90	0	6,559	0	6,649
DAVISS County Total:	19,321	112,394	14,089	15,383	161,187
HANCOCK					
Heartland Villa Center	1,396	11,339	1,240	127	14,102
HANCOCK County Total:	1,396	11,339	1,240	127	14,102
HENDERSON					
Henderson Nursing and Rehabilitation Center	2,808	17,592	2,167	931	23,498
Redbanks	5,100	44,213	6,398	1,312	57,023
HENDERSON County Total:	7,908	61,805	8,565	2,243	80,521
MCLEAN					
Riverside Care and Rehab Ctr	3,798	16,952	2,337	687	23,774
MCLEAN County Total:	3,798	16,952	2,337	687	23,774
OHIO					
Beaver Dam Nursing and Rehab Center	2,943	16,012	1,388	0	20,343
Fordsville Nursing and Rehabilitation Center	1,760	17,404	1,041	63	20,268

Table 8 - Payor Source- Nursing Facility Beds

Number of Patient Days by Primary Payor Source

ADD / Facility	Medicare	Medicaid	Private	Other	Total
Signature Healthcare of Hartford Rehab and Wellnes	4,665	24,731	3,037	557	32,990
OHIO County Total:	9,368	58,147	5,466	620	73,601
UNION					
Breckinridge Place	14	4,647	1,139	0	5,800
Morganfield Nursing and Rehabilitation Center	2,996	12,923	2,118	503	18,540
UNION County Total:	3,010	17,570	3,257	503	24,340
WEBSTER					
Redbanks Colonial Terrace	1,595	18,185	2,829	893	23,502
WEBSTER County Total:	1,595	18,185	2,829	893	23,502
ADD: 3 Total	46,396	296,392	37,783	20,456	401,027
ADD:4					
ALLEN					
Cal Turner Rehab and Specialty Care	2,769	28,472	4,719	155	36,115
ALLEN County Total:	2,769	28,472	4,719	155	36,115
BARREN					
Barren County Nursing and Rehab	3,825	22,942	4,507	601	31,875
Glasgow State Nursing Facility	0	16,002	3,401	3,123	22,526
Glenview Health Care Facility	2,603	14,356	1,605	0	18,564
NHC HealthCare, Glasgow	8,388	44,562	6,549	1,433	60,932
Signature Healthcare of Glasgow	3,903	16,512	584	1,083	22,082
T J Samson Community Hospital Skilled Nursing Unit	2,667	0	0	109	2,776
BARREN County Total:	21,386	114,374	16,646	6,349	158,755
BUTLER					
Morgantown Care and Rehabilitation Center	8,657	27,408	1,632	0	37,697
BUTLER County Total:	8,657	27,408	1,632	0	37,697
EDMONSON					
Edmonson Center	2,047	19,128	1,392	672	23,239
EDMONSON County Total:	2,047	19,128	1,392	672	23,239
HART					
Signature Healthcare of Hart County	5,447	24,423	2,142	0	32,012
HART County Total:	5,447	24,423	2,142	0	32,012
LOGAN					
Auburn Health Care	1,084	14,347	2,301	0	17,732

Table 8 - Payor Source- Nursing Facility Beds

Number of Patient Days by Primary Payor Source

ADD / Facility	Medicare	Medicaid	Private	Other	Total
METCALFE					
Metcalfe Health Care Center	2,987	19,051	1,482	0	23,520
METCALFE County Total:	2,987	19,051	1,482	0	23,520
MONROE					
Signature HealthCare of Monroe County Rehab	5,819	26,006	2,074	746	34,645
MONROE County Total:	5,819	26,006	2,074	746	34,645
SIMPSON					
Franklin-Simpson Nursing and Rehabilitation	4,513	25,911	576	814	31,814
SIMPSON County Total:	4,513	25,911	576	814	31,814
WARREN					
Bowling Green Nursing and Rehabilitation	2,423	17,024	820	342	20,609
Christian Health Center, Bowling Green	3,275	1,145	1,618	953	6,991
Colonial Center	1,827	12,281	473	78	14,659
Greenwood Nursing and Rehabilitation	13,986	20,842	3,156	2,136	40,120
Hopkins Center	2,629	12,233	752	502	16,116
Signature Healthcare Bowling Green	7,856	36,213	2,767	3,198	50,034
WARREN County Total:	31,996	99,738	9,586	7,209	148,529
ADD: 4 Total	93,294	422,282	44,746	17,775	578,097
ADD:5					
BRECKINRIDGE					
Breckinridge Memorial Nursing Facility	0	0	0	0	6,588
Hardinsburg Nursing and Rehabilitation	2,145	16,278	1,289	298	20,010
BRECKINRIDGE County Total:	2,145	16,278	1,289	298	26,598
GRAYSON					
Grayson Nursing and Rehabilitation	3,708	15,461	3,096	1,317	23,582
Spring View Health and Rehab Center	3,932	15,192	2,040	1,541	22,705
GRAYSON County Total:	7,640	30,653	5,136	2,858	46,287
HARDIN					
Elizabethtown Nursing and Rehab	1,640	15,223	1,598	2,045	20,506
Helmwood Healthcare Center	3,660	7,686	3,294	732	15,372
Kensington Center	3,589	18,953	886	1,693	25,121
Nursing Facility of Hardin Memorial Hospital	3,191	0	17	0	3,208
Radcliff Veterans Center	287	6,298	4,712	12,143	23,440
Signature Healthcare at North Hardin Rehab	6,772	29,090	2,449	3,213	41,524
Signature Healthcare of Elizabethtown	4,597	19,005	2,669	2,590	28,861
HARDIN County Total:	23,736	96,255	15,625	22,416	158,032

Table 8 - Payor Source- Nursing Facility Beds

Number of Patient Days by Primary Payor Source

ADD / Facility	Medicare	Medicaid	Private	Other	Total
LARUE County Total:	3,678	35,838	3,440	1,659	44,615
MARION					
Cedars Of Lebanon Nursing Center	1,262	13,025	1,358	927	16,572
Loretto Motherhouse Infirmary	150	14,409	3,486	366	18,411
The Village of Lebanon II	127	154	394	191	866
Village of Lebanon II	186	4,014	759	497	5,456
MARION County Total:	1,725	31,602	5,997	1,981	41,305
MEADE					
Brandenburg Nursing and Rehabilitation	2,510	13,715	139	1,470	17,834
MEADE County Total:	2,510	13,715	139	1,470	17,834
NELSON					
Flaget Memorial Hospital NF	1,906	0	150	0	2,056
Landmark of Bardstown Rehab and Nursing	967	1,122	156	130	2,375
Signature Healthcare At Colonial Rehab	1,721	14,943	498	1,309	18,471
NELSON County Total:	4,594	16,065	804	1,439	22,902
WASHINGTON					
Sansbury Care Center	564	12,743	1,897	0	15,204
Springfield Nursing and Rehabilitation Center	1,772	17,915	1,135	1,307	22,129
WASHINGTON County Total:	2,336	30,658	3,032	1,307	37,333
ADD: 5 Total	48,364	271,064	35,462	33,428	394,906
ADD:6					
BULLITT					
Bedrock HC at Green Meadows	4,604	20,970	2,384	0	27,958
Sanders Ridge Health Campus	782	707	679	0	2,168
BULLITT County Total:	5,386	21,677	3,063	0	30,126
HENRY					
New Castle Nursing and Rehab	2,904	16,545	938	0	20,387
HENRY County Total:	2,904	16,545	938	0	20,387
JEFFERSON					
Cherokee Park Rehabilitation	4,888	19,402	2,143	599	27,032
Christian Health Center of Louisville	2,484	29,283	761	2,134	34,662
Clifton Oaks Care Center	5,405	24,413	1,574	492	31,884
Episcopal Church Home	2,171	5,710	12,125	818	20,824
Essex Nursing and Rehabilitation Center	4,744	27,585	2,389	27	34,745
Forest Springs Health Campus	4,587	2,676	6,032	2,599	15,894
Franciscan Health Care Center	6,277	7,261	6,517	4,432	24,487

Table 8 - Payor Source- Nursing Facility Beds

Number of Patient Days by Primary Payor Source

ADD / Facility	Medicare	Medicaid	Private	Other	Total
Hillcreek Rehabilitation and Care	7,440	33,088	2,396	5,302	48,226
Home of the Innocents	0	26,962	0	0	26,962
Jeffersontown Rehabilitation	2,773	19,569	1,179	5,735	29,256
Kindred Hospital - Louisville	1,184	13,015	131	612	14,942
Klondike Center	1,224	18,120	402	457	20,203
Landmark of Iroquois Park and Nursing Center	5,612	22,129	4,458	0	32,199
Landmark of Louisville Rehab and Nursing	9,402	54,460	4,376	6,016	74,254
Landmark of River City Rehabilitation and Nursing	3,380	17,305	57	1,334	22,076
Little Sisters of the Poor	369	10,112	408	524	11,413
Lyndon Woods Care and Rehabilitation	3,986	30,724	859	4,928	40,497
Masonic Home of Louisville	19,711	14,716	16,484	0	50,911
Nazareth Home	4,009	11,384	11,690	8,250	35,333
Nazareth Home Clifton	5,924	14,797	4,945	0	25,666
Park Terrace Health Campus	7,196	11,506	6,243	0	24,945
Providence Louisville East Post Acute	6,753	44,163	1,384	5,910	58,210
Regency Center	1,714	28,464	464	598	31,240
Regis Woods	2,120	46,399	1,452	1,512	51,483
Rivers Edge Nursing and Rehabilitation Center	3,847	23,553	2,043	51	29,494
Seneca Place	6,135	24,377	2,891	1,881	35,284
Signature Healthcare At Jefferson Manor Rehab	2,001	19,794	2,359	2,637	26,791
Signature Healthcare at Jefferson Place Rehab	6,028	4,110	10,142	307	20,587
Signature Healthcare At Rockford Rehab	3,013	29,751	468	0	33,232
Signature Healthcare at St Mary Elizabeth Hosp	3,019	0	38	3,195	6,252
Signature Healthcare of East Louisville	4,858	25,499	3,828	1,243	35,428
Signature Healthcare of South Louisville	5,630	18,274	4,953	406	29,263
Springhurst Health and Rehab	2,739	10,965	1,942	0	15,646
St Matthews Care Center	8,034	24,730	2,542	42	35,348
Summerfield Rehab and Wellness	4,694	32,383	718	4,784	42,579
Sycamore Heights Health and Rehab	1,532	19,741	494	1,165	22,932
The Forum at Brookside	2,371	2,963	3,870	960	10,164
Treyton Oaks Towers	2,846	4,029	6,229	0	13,104
Valhalla Post Acute	8,628	22,781	3,903	6,429	41,741
Wesley Manor	950	17,013	3,887	277	22,127

Table 8 - Payor Source- Nursing Facility Beds

Number of Patient Days by Primary Payor Source

ADD / Facility	Medicare	Medicaid	Private	Other	Total
JEFFERSON County Total:	205,901	879,937	156,598	79,499	1,321,935
OLDHAM					
Baptist Health La Grange	3,209	8	83	0	3,300
Richwood Nursing and Rehab	5,150	27,187	2,376	2,703	37,416
OLDHAM County Total:	8,359	27,195	2,459	2,703	40,716
SHELBY					
Crestview Center	2,676	12,749	2,724	1,693	19,842
Masonic Home of Shelbyville	5,189	11,855	5,515	4,451	27,010
SHELBY County Total:	7,865	24,604	8,239	6,144	46,852
SPENCER					
Signature Healthcare of Spencer County	2,498	24,195	2,734	2,565	31,992
SPENCER County Total:	2,498	24,195	2,734	2,565	31,992
TRIMBLE					
Bedford Springs Health and Rehabilitation	1,234	11,313	365	284	13,196
TRIMBLE County Total:	1,234	11,313	365	284	13,196
ADD: 6 Total	234,147	1,005,466	174,396	91,195	1,505,204
ADD:7					
BOONE					
Boonespring Transitional Care Center	10,447	23,668	5,592	4,850	44,557
Bridgepoint Care and Rehabilitation Center	3,969	39,853	482	581	44,885
Florence Park Care Center	6,549	25,450	1,101	1,300	34,400
St Elizabeth Florence SNF	1,869	0	0	2,804	4,673
BOONE County Total:	22,834	88,971	7,175	9,535	128,515
CAMPBELL					
Carmel Manor	1,312	9,229	11,419	653	22,613
Coldspring Transitional Care Center	7,049	26,452	4,591	4,672	42,764
Highlandspring of Ft Thomas	7,845	23,468	7,564	6,311	45,188
St Elizabeth FT Thomas SNF	1,698	0	0	2,547	4,245
The Seasons at Alexandria	3,844	21,159	11,781	3,074	39,858
CAMPBELL County Total:	21,748	80,308	35,355	17,257	154,668
CARROLL					
Signature Healthcare of Carrollton Rehab	3,353	16,970	1,895	262	22,480
CARROLL County Total:	3,353	16,970	1,895	262	22,480
GALLATIN					
Gallatin Nursing and Rehab	5,115	27,380	3,496	0	35,991
GALLATIN County Total:	5,115	27,380	3,496	0	35,991

Table 8 - Payor Source- Nursing Facility Beds

Number of Patient Days by Primary Payor Source

ADD / Facility	Medicare	Medicaid	Private	Other	Total
GRANT County Total:	2,049	28,704	905	561	32,219
KENTON					
Emerald Trace	7,647	0	6,752	0	14,399
Madonna Manor	4,781	6,657	6,887	893	19,218
Rosedale Green	4,861	31,935	12,810	1,377	50,983
The Pavilion at Kenton	1,885	21,404	772	2,654	26,715
Village Care Center	2,189	21,468	7,638	1,116	32,411
Villaspring of Erlanger	7,017	24,269	4,535	8,118	43,939
Woodcrest Nursing and Rehabilitation Center	2,225	28,301	1,554	1,828	33,908
KENTON County Total:	30,605	134,034	40,948	15,986	221,573
OWEN					
Owenton Center	1,797	30,151	342	248	32,538
OWEN County Total:	1,797	30,151	342	248	32,538
PENDLETON					
River Valley Nursing Home	644	13,426	3,715	1,384	19,169
PENDLETON County Total:	644	13,426	3,715	1,384	19,169
ADD: 7 Total	88,145	419,944	93,831	45,233	647,153
ADD:8					
BRACKEN					
Bracken County Nursing and Rehabilitation Center	611	7,221	988	157	8,977
BRACKEN County Total:	611	7,221	988	157	8,977
FLEMING					
Pioneer Trace Nursing Home	1,392	19,272	3,154	2,649	26,467
FLEMING County Total:	1,392	19,272	3,154	2,649	26,467
LEWIS					
Vanceburg Rehabilitation and Care	8,450	140	1,195	17,243	27,028
LEWIS County Total:	8,450	140	1,195	17,243	27,028
MASON					
Maysville Nursing and Rehabilitation Facility	4,783	27,669	3,726	2,147	38,325
MASON County Total:	4,783	27,669	3,726	2,147	38,325
ROBERTSON					
Robertson County Health Care Facility	668	13,622	1,872	1,293	17,455
ROBERTSON County Total:	668	13,622	1,872	1,293	17,455
ADD: 8 Total	15,904	67,924	10,935	23,489	118,252

Table 8 - Payor Source- Nursing Facility Beds

Number of Patient Days by Primary Payor Source

ADD / Facility	Medicare	Medicaid	Private	Other	Total
Ridgeway Nursing and Rehabilitation	2,906	26,000	2,992	687	32,585
BATH County Total:	2,906	26,000	2,992	687	32,585
MENIFEE					
Edgewood Estates	861	13,961	1,496	0	16,318
MENIFEE County Total:	861	13,961	1,496	0	16,318
MONTGOMERY					
Windsor Care Center	3,849	31,325	7,281	1,656	44,111
MONTGOMERY County Total:	3,849	31,325	7,281	1,656	44,111
MORGAN					
West Liberty Nursing and Rehabilitation Center	2,023	13,857	385	476	16,741
MORGAN County Total:	2,023	13,857	385	476	16,741
ROWAN					
Life Care Center of Morehead	4,078	25,811	1,975	230	32,094
St Claire Medical Center TCU	1,332	0	334	0	1,666
ROWAN County Total:	5,410	25,811	2,309	230	33,760
ADD: 9 Total	15,049	110,954	14,463	3,049	143,515
ADD:10					
BOYD					
Boyd Nursing and Rehabilitation Center	130	212	24	0	366
Kings Daughters Medical Center	1,140	0	0	0	1,140
Kingsbrook Lifecare Center	9,086	30,424	4,698	0	44,208
Woodland Oaks	4,746	21,491	9,313	2,360	37,910
BOYD County Total:	15,102	52,127	14,035	2,360	83,624
CARTER					
Carter Nursing and Rehabilitation Center	6,897	32,406	2,089	718	42,110
CARTER County Total:	6,897	32,406	2,089	718	42,110
ELLIOTT					
Elliott Nursing and Rehabilitation Center	4,428	18,766	1,050	0	24,244
ELLIOTT County Total:	4,428	18,766	1,050	0	24,244
GREENUP					
Oakmont Manor	5,151	17,109	3,216	2,492	27,968
South Shore Nursing and Rehabilitation Center	3,348	12,990	730	872	17,940
Wurtland Nursing and Rehabilitation Center	4,576	28,456	2,297	1,882	37,211
GREENUP County Total:	13,075	58,555	6,243	5,246	83,119
LAWRENCE					
The Jordan Center	1,147	25,148	1,314	0	27,609

Table 8 - Payor Source- Nursing Facility Beds

Number of Patient Days by Primary Payor Source

ADD / Facility	Medicare	Medicaid	Private	Other	Total
ADD:11					
FLOYD					
Highlands ARH Regional Medical Center (Prestonsburg)	0	0	0	0	0
Prestonsburg Health Care Center	3,703	9,916	786	3,039	17,444
Riverview Health Care Center	5,628	28,532	2,069	1,145	37,374
FLOYD County Total:	9,331	38,448	2,855	4,184	54,818
JOHNSON					
Mountain Manor of Paintsville	3,890	30,977	2,631	915	38,413
JOHNSON County Total:	3,890	30,977	2,631	915	38,413
MAGOFFIN					
Salyersville Nursing and Rehabilitation Center	4,307	36,678	162	83	41,230
MAGOFFIN County Total:	4,307	36,678	162	83	41,230
MARTIN					
Martin County Health Care Facility	3,842	14,850	2,311	145	21,148
MARTIN County Total:	3,842	14,850	2,311	145	21,148
PIKE					
Good Shepherd Community Nursing Center	6,518	26,675	1,878	537	35,608
Landmark of Elkhorn City Rehabilitation	7,440	22,987	1,460	0	31,887
Parkview Nursing and Rehabilitation Center (Pikeville)	6,774	28,148	1,184	3,828	39,934
Pikeville Nursing and Rehab Center	5,912	19,909	1,269	2,307	29,397
Tug Valley ARH Skilled Nursing Facility	1,982	4,363	61	0	6,406
PIKE County Total:	28,626	102,082	5,852	6,672	143,232
ADD: 11 Total	49,996	223,035	13,811	11,999	298,841
ADD:12					
BREATHITT					
Nim Henson Geriatric Center	1,880	18,174	525	1,234	21,813
BREATHITT County Total:	1,880	18,174	525	1,234	21,813
KNOTT					
Knott County Health and Rehabilitation Center	2,453	27,571	1,424	0	31,448
KNOTT County Total:	2,453	27,571	1,424	0	31,448
LEE					
Lee County Care and Rehabilitation Center	5,475	30,295	730	0	36,500
LEE County Total:	5,475	30,295	730	0	36,500
LESLIE					

Table 8 - Payor Source- Nursing Facility Beds

Number of Patient Days by Primary Payor Source

ADD / Facility	Medicare	Medicaid	Private	Other	Total
LETCHER					
Letcher Manor	6,046	36,608	2,170	883	45,707
LETCHER County Total:	6,046	36,608	2,170	883	45,707
OWSLEY					
Owsley County Health Care Center	3,475	23,602	978	0	28,055
OWSLEY County Total:	3,475	23,602	978	0	28,055
PERRY					
Hazard Health and Rehabilitation Center	5,208	59,836	2,803	0	67,847
Paul E Patton Eastern Ky Veterans Center	207	19,735	7,439	8,603	35,984
PERRY County Total:	5,415	79,571	10,242	8,603	103,831
WOLFE					
Wolfe County Health and Rehabilitation Center	2,098	29,303	3,029	632	35,062
WOLFE County Total:	2,098	29,303	3,029	632	35,062
ADD: 12 Total	29,170	274,977	19,600	11,375	335,122
ADD:13					
BELL					
Middlesboro Nursing and Rehab	6,870	22,266	2,256	1,469	32,861
Mountain View Nursing and Rehab Ctr	3,332	19,682	223	0	23,237
BELL County Total:	10,202	41,948	2,479	1,469	56,098
CLAY					
Landmark of Laurel Creek Rehab and Nursing	5,824	27,565	1,776	768	35,933
CLAY County Total:	5,824	27,565	1,776	768	35,933
HARLAN					
Harlan Health and Rehabilitation Center	4,304	40,660	3,273	28	48,265
Tri-Cities Nursing and Rehabilitation Center	4,667	20,034	1,590	0	26,291
HARLAN County Total:	8,971	60,694	4,863	28	74,556
JACKSON					
Signature HealthCare at Jackson Manor	3,071	10,607	821	231	14,730
JACKSON County Total:	3,071	10,607	821	231	14,730
KNOX					
Barbourville Health and Rehabilitation Center	4,886	36,807	1,898	572	44,163
Christian Health Center - Corbin	5,582	21,762	2,715	1,380	31,439
KNOX County Total:	10,468	58,569	4,613	1,952	75,602
LAUREL					
Hillcrest Health and Rehabilitation Center	5,428	28,632	1,042	1,288	36,390
Laurel Heights Home for the Elderly	3,020	37,944	3,402	2,444	46,810

Table 8 - Payor Source- Nursing Facility Beds

Number of Patient Days by Primary Payor Source

ADD / Facility	Medicare	Medicaid	Private	Other	Total
Rockcastle Health and Rehabilitation Center	4,231	24,660	1,531	1,303	31,725
Rockcastle Regional Hospital and Respiratory Care	4,039	38,639	2,409	213	45,300
ROCKCASTLE County Total:	8,270	63,299	3,940	1,516	77,025
WHITLEY					
Corbin Health and Rehabilitation Center	3,901	26,505	1,586	0	31,992
The Heritage	4,496	16,914	5,582	982	27,974
Williamsburg Health and Rehabilitation Center	3,707	30,786	5,040	242	39,775
WHITLEY County Total:	12,104	74,205	12,208	1,224	99,741
ADD: 13 Total	67,358	403,463	35,144	10,920	516,885
ADD:14					
ADAIR					
Signature Healthcare At Summit Manor Rehab	5,072	19,358	1,587	3	26,020
ADAIR County Total:	5,072	19,358	1,587	3	26,020
CASEY					
Liberty Care and Rehabilitation Center	5,373	20,403	1,463	0	27,239
CASEY County Total:	5,373	20,403	1,463	0	27,239
CLINTON					
Clinton County Care and Rehabilitation Center	3,123	12,918	397	161	16,599
CLINTON County Total:	3,123	12,918	397	161	16,599
CUMBERLAND					
Cumberland Valley Manor	3,764	20,956	2,619	102	27,441
CUMBERLAND County Total:	3,764	20,956	2,619	102	27,441
GREEN					
Green Hill Rehabilitation and Care	8,376	23,710	1,770	0	33,856
McDowell Skilled Nursing Facility	0	0	0	0	0
GREEN County Total:	8,376	23,710	1,770	0	33,856
MCCREARY					
Signature Healthcare of McCreary County Rehab	1,922	15,131	712	967	18,732
MCCREARY County Total:	1,922	15,131	712	967	18,732
PULASKI					
Cumberland Nursing and Rehabilitation Center	5,664	20,533	1,151	2,114	29,462
Lake Cumberland Regional Hospital	1,825	0	939	0	2,764
Somerset Nursing and Rehabilitation Facility	7,797	23,603	6,275	0	37,675
Somerwoods Nursing and Rehabilitation	3,995	30,623	674	1,452	36,744

Table 8 - Payor Source- Nursing Facility Beds

Number of Patient Days by Primary Payor Source

ADD / Facility	Medicare	Medicaid	Private	Other	Total
PULASKI County Total:	19,281	74,759	9,039	3,566	106,645
RUSSELL					
Fair Oaks Health Systems	2,328	22,185	4,325	1,991	30,829
RUSSELL County Total:	2,328	22,185	4,325	1,991	30,829
TAYLOR					
Campbellsville Nursing and Rehabilitation	2,849	15,172	1,677	891	20,589
The Grandview Nursing and Rehabilitation Facility	4,090	14,183	5,101	2,237	25,611
TAYLOR County Total:	6,939	29,355	6,778	3,128	46,200
WAYNE					
Hicks Golden Years Nursing Home	367	18,222	1,130	599	20,318
WAYNE County Total:	367	18,222	1,130	599	20,318
ADD: 14 Total	56,545	256,997	29,820	10,517	353,879
ADD:15					
ANDERSON					
Signature Healthcare at Heritage Hall Rehab	4,595	20,449	4,684	0	29,728
ANDERSON County Total:	4,595	20,449	4,684	0	29,728
BOURBON					
Bourbon Heights	1,254	19,301	635	434	21,624
BOURBON County Total:	1,254	19,301	635	434	21,624
BOYLE					
Danville Center For Health	3,459	23,144	2,448	935	29,986
Landmark of Danville Rehabilitation	4,850	19,524	4,499	0	28,873
BOYLE County Total:	8,309	42,668	6,947	935	58,859
CLARK					
Clark Regional Medical Center Transitional Care Unit	1,808	226	223	1,577	3,834
Fountain Circle Care and Rehab Ctr	5,254	36,464	1,851	2,054	45,623
CLARK County Total:	7,062	36,690	2,074	3,631	49,457
ESTILL					
Irvine Nursing and Rehabilitation	5,396	20,585	1,142	990	28,113
ESTILL County Total:	5,396	20,585	1,142	990	28,113
FAYETTE					
Bluegrass Care and Rehabilitation Center	1,513	31,530	1,154	2,175	36,372
Cambridge Place	2,367	29,248	2,142	1,675	35,432

Table 8 - Payor Source- Nursing Facility Beds

Number of Patient Days by Primary Payor Source

ADD / Facility	Medicare	Medicaid	Private	Other	Total
Lexington Country Place	3,791	8,595	14,905	1,865	29,156
Lexington Premier Nursing & Rehab, LLC	3,557	17,706	6,306	2,995	30,564
Mayfair Manor	2,421	21,392	2,990	2,196	28,999
Northpoint Lexington Healthcare Center	4,837	32,375	7,326	2,687	47,225
Pine Meadows Post Acute	8,134	28,370	1,628	854	38,986
Sayre Christian Village Nursing Home	2,784	30,131	7,287	2,327	42,529
Signature Healthcare At Tanbark Rehab	5,780	0	1,137	0	6,917
The Willows at Fritz Farm	4,909	3,380	8,344	0	16,633
The Willows at Hamburg	2,437	4,725	11,148	0	18,310
Willows at Citation	4,464	4,654	5,234	228	14,580
FAYETTE County Total:	65,163	239,772	73,235	22,259	400,429
FRANKLIN					
Bradford Square Center	2,379	24,168	1,961	2,149	30,657
Frankfort Rehab and Care	5,415	18,321	1,693	0	25,429
FRANKLIN County Total:	7,794	42,489	3,654	2,149	56,086
GARRARD					
Landmark of Lancaster Rehabilitation and Nursing	7,394	19,474	3,415	1,785	32,068
GARRARD County Total:	7,394	19,474	3,415	1,785	32,068
HARRISON					
Cedar Ridge Health Campus	2,632	8,580	5,288	0	16,500
Edgemont Healthcare	390	20,363	461	1,432	22,646
Grand Haven Nursing Home	1,300	14,017	2,986	0	18,303
HARRISON County Total:	4,322	42,960	8,735	1,432	57,449
JESSAMINE					
Nicholasville Nursing and Rehabilitation	4,044	16,075	926	2,095	23,140
Thomson Hood Veterans Center	1,564	18,088	18,466	11,329	49,447
JESSAMINE County Total:	5,608	34,163	19,392	13,424	72,587
LINCOLN					
Stanford Care and Rehab	6,991	24,218	2,289	1,025	34,523
LINCOLN County Total:	6,991	24,218	2,289	1,025	34,523
MADISON					
Berea Health and Rehabilitation	4,444	18,380	3,856	0	26,680
Kenwood Health and Rehabilitation Center	3,578	22,714	1,682	1,657	29,631

Table 8 - Payor Source- Nursing Facility Beds

Number of Patient Days by Primary Payor Source

ADD / Facility	Medicare	Medicaid	Private	Other	Total
The Terrace Nursing and Rehabilitation	4,762	23,214	6,128	0	34,104
MADISON County Total:	15,517	86,441	18,320	3,156	123,434
MERCER					
Harrodsburg Health and Rehab Ctr	5,628	22,782	2,548	680	31,638
The Willows at Harrodsburg	1,537	3,805	1,989	355	7,686
MERCER County Total:	7,165	26,587	4,537	1,035	39,324
NICHOLAS					
Johnson Mathers Nursing Home	4,413	27,447	3,207	974	36,041
NICHOLAS County Total:	4,413	27,447	3,207	974	36,041
POWELL					
Stanton Nursing and Rehabilitation Center	2,210	20,971	1,137	1,104	25,422
POWELL County Total:	2,210	20,971	1,137	1,104	25,422
SCOTT					
Harborview Dover	4,815	17,346	2,463	1,290	25,914
Signature Healthcare of Georgetown	3,914	12,782	1,639	2,258	20,593
SCOTT County Total:	8,729	30,128	4,102	3,548	46,507
WOODFORD					
The Homeplace At Midway	534	3,671	3,727	266	8,198
WOODFORD County Total:	534	3,671	3,727	266	8,198
ADD: 15 Total	162,456	738,014	161,232	58,147	1,119,849
Statewide Total	1,069,438	5,344,096	792,715	393,735	7,606,572

2020 ANNUAL KENTUCKY LONG TERM CARE UTILIZATION AND SERVICE REPORT

Table 9 - Payor Source- Personal Care Beds

Number of Patient Days by Primary Payor Source

ADD / Facility	Private	Other	Total
ADD:1			
CALLOWAY			
Fern Terrace of Murray	7,320	15,006	22,326
Gardens At Hickory Woods	2,820	0	2,820
CALLOWAY County Total:	10,140	15,006	25,146
CARLISLE			
Countryside Center	676	1,451	2,127
CARLISLE County Total:	676	1,451	2,127
GRAVES			
Fern Terrace of Mayfield	0	0	42,565
GRAVES County Total:	0	0	42,565
HICKMAN			
Clinton Hickman County Nursing Facility	951	567	1,518
Clinton Place	407	2,155	2,562
HICKMAN County Total:	1,358	2,722	4,080
MCCRACKEN			
Gaither Suites at West Park	9,364	0	9,364
MCCRACKEN County Total:	9,364	0	9,364
ADD: 1 Total	21,538	19,179	83,282
ADD:2			
CALDWELL			
Highland Homes, Inc.	0	30,012	30,012
CALDWELL County Total:	0	30,012	30,012
CHRISTIAN			
Christian County Manor	0	17,626	17,626
Christian Health Center, Hopkinsville	522	0	522
Pennyrile Home	3,535	23,832	27,367
CHRISTIAN County Total:	4,057	41,458	45,515
CRITTENDEN			
Crittenden County Health and Rehabilitation Center	0	0	0
CRITTENDEN County Total:	0	0	0
HOPKINS			
The Homestead	1,119	17,913	19,032
The Oaks PCH/Madisonville	17,710	0	17,710

Table 9 - Payor Source- Personal Care Beds

Number of Patient Days by Primary Payor Source

ADD / Facility	Private	Other	Total
HOPKINS County Total:	18,829	17,913	36,742
MUHLENBERG			
Greenville Nursing and Rehabilitation	284	1,723	2,007
Sparks Nursing Center	8,395	14,726	23,121
MUHLENBERG County Total:	8,679	16,449	25,128
TRIGG			
Better Senior Living	0	14,948	14,948
TRIGG County Total:	0	14,948	14,948
ADD: 2 Total	31,565	120,780	152,345
ADD:3			
DAVISS			
Carmel Home	25,363	918	26,281
Davco Rest Home	3,153	25,395	28,548
Fern Terrace of Owensboro	7,044	12,703	19,747
Owensboro Center	965	2,216	3,181
Rosedale Rest Home	732	9,459	10,191
DAVISS County Total:	37,257	50,691	87,948
HANCOCK			
The Oaks PCH/Lewisport	366	17,874	18,240
HANCOCK County Total:	366	17,874	18,240
HENDERSON			
Henderson Manor	1,063	10,000	11,063
HENDERSON County Total:	1,063	10,000	11,063
MCLEAN			
Sunny Acres	1,156	6,896	8,052
MCLEAN County Total:	1,156	6,896	8,052
OHIO			
Beaver Dam Nursing and Rehab Center	2,107	3,426	5,533
OHIO County Total:	2,107	3,426	5,533
ADD: 3 Total	41,949	88,887	130,836
ADD:4			
ALLEN			
Cornerstone Manor	776	11,045	11,821
Scottsville Manor	5,326	6,103	11,429
ALLEN County Total:	6,102	17,148	23,250
BARREN			

Table 9 - Payor Source- Personal Care Beds

Number of Patient Days by Primary Payor Source

ADD / Facility	Private	Other	Total
EDMONSON			
Edmonson Center	548	1,464	2,012
EDMONSON County Total:	548	1,464	2,012
HART			
Hart County Manor	17,992	0	17,992
HART County Total:	17,992	0	17,992
METCALFE			
Harpers Home for the Aged	366	7,565	7,931
Metcalfe Health Care Center	105	2,334	2,439
METCALFE County Total:	471	9,899	10,370
SIMPSON			
Lewis Memorial Methodist Home	5,967	1,251	7,218
SIMPSON County Total:	5,967	1,251	7,218
WARREN			
Christian Health Center, Bowling Green	17,471	0	17,471
Fern Terrace of Bowling Green	7,686	30,650	38,336
The Haven At Massey Springs	6,233	0	6,233
WARREN County Total:	31,390	30,650	62,040
ADD: 4 Total	62,680	60,412	123,092
ADD:5			
GRAYSON			
Grayson Nursing and Rehabilitation	1,693	4,279	5,972
GRAYSON County Total:	1,693	4,279	5,972
HARDIN			
Signature Healthcare at North Hardin Rehab	0	0	0
HARDIN County Total:	0	0	0
MARION			
Loretto Motherhouse Infirmary	3,026	3,185	6,211
The Village of Lebanon II	1,697	0	1,697
MARION County Total:	4,723	3,185	7,908
NELSON			
Cooper Trail Senior Living	35	0	35
Windsor Gardens CCRC	7,613	0	7,613
NELSON County Total:	7,648	0	7,648
WASHINGTON			
Sansbury Care Center	56	3,245	3,301

Table 9 - Payor Source- Personal Care Beds

Number of Patient Days by Primary Payor Source

ADD / Facility	Private	Other	Total
ADD:6			
BULLITT			
Colonial House of Shepherdsville	1,095	21,231	22,326
Sanders Ridge Health Campus	2,355	0	2,355
BULLITT County Total:	3,450	21,231	24,681
JEFFERSON			
Anthology of Louisville	20,781	0	20,781
Barton House of Louisville 1	6,588	0	6,588
Belmont Village	28,914	0	28,914
Brookdale Stonestreet	6,430	0	6,430
Dominion Senior Living of Louisville	11,264	0	11,264
Eastern Star Home in KY	3,023	0	3,023
Episcopal Church Home	13,788	0	13,788
Forest Hills Commons	37,553	0	37,553
Forest Springs Health Campus	9,935	0	9,935
Glen Ridge Health Campus	6,969	0	6,969
Hallmark House Louisville II	8,784	0	8,784
Heartsong Memory Care	5,945	0	5,945
Little Sisters of the Poor	4,896	0	4,896
Louisville Protestant Altenheim	6,800	0	6,800
Masonic Home of Louisville	13,043	3,166	16,209
Morning Pointe Of Louisville At South Hurstbourne	23,058	0	23,058
Nazareth Home	14,390	886	15,276
Nazareth Home Clifton	2,004	1,436	3,440
Park Louisville	17,070	0	17,070
Parrs Rest Home	20,830	0	20,830
Rose Anna Hughes Home/Westminster	15,578	0	15,578
Storypoint Prospect	11,492	0	11,492
Sunrise of Louisville	25,850	0	25,850
Symphony at Valley Farms	19,389	0	19,389
The Enclave of East Louisville	29,224	0	29,224
The Forum at Brookside	7,265	0	7,265
The Lantern At Morning Pointe (Louisville)	9,955	0	9,955
The Legacy at English Station	19,456	0	19,456
Treyton Oaks Towers	9,794	0	9,794
Wesley Manor	9,237	0	9,237

Table 9 - Payor Source- Personal Care Beds

Number of Patient Days by Primary Payor Source

ADD / Facility	Private	Other	Total
JEFFERSON County Total:	442,516	5,488	448,004
SHELBY			
Colonial Hall Manor	9,329	10,484	19,813
Masonic Home of Shelbyville	6,030	2,396	8,426
SHELBY County Total:	15,359	12,880	28,239
ADD: 6 Total	461,325	39,599	500,924
ADD:7			
BOONE			
Colonial Gardens	26,352	0	26,352
Dominion Senior Living of Florence	20,138	0	20,138
BOONE County Total:	46,490	0	46,490
CAMPBELL			
Carmel Manor	2,637	926	3,563
The Seasons at Alexandria	11,879	0	11,879
CAMPBELL County Total:	14,516	926	15,442
CARROLL			
Carrollton Manor	4,857	6,183	11,040
Valley Haven Rest Home	1,303	13,703	15,006
CARROLL County Total:	6,160	19,886	26,046
GRANT			
Jonesville Rest Home	1,098	7,498	8,596
GRANT County Total:	1,098	7,498	8,596
KENTON			
Charter Senior Living of Edgewood	22,426	0	22,426
Covington Ladies Home	1,861	4,362	6,223
Emerald Trace	3,336	0	3,336
Ivy Knoll	10,273	0	10,273
Madonna Manor	7,091	0	7,091
Regency Manor	20,451	0	20,451
Regency Manor North	10,834	0	10,834
St Charles Care Center	7,901	0	7,901
KENTON County Total:	84,173	4,362	88,535
PENDLETON			
Falmouth Personal Care Home	0	9,516	9,516
The Front Gate	6,923	0	6,923
PENDLETON County Total:	6,923	9,516	16,439

Table 9 - Payor Source- Personal Care Beds

Number of Patient Days by Primary Payor Source

ADD / Facility	Private	Other	Total
ADD: 7 Total	159,360	42,188	201,548
ADD:9			
MENIFEE			
Edgewood Estates	5	1,889	1,894
MENIFEE County Total:	5	1,889	1,894
MONTGOMERY			
Regency Memory Care	5,701	0	5,701
MONTGOMERY County Total:	5,701	0	5,701
MORGAN			
West Liberty Nursing and Rehabilitation Center	0	634	634
MORGAN County Total:	0	634	634
ADD: 9 Total	5,706	2,523	8,229
ADD:10			
BOYD			
Artrips Personal Care Home	0	6,588	6,588
Hamiltons Personal Care Home	5,210	321	5,531
Kings Daughters And Sons Home	12,936	0	12,936
BOYD County Total:	18,146	6,909	25,055
GREENUP			
Frasures Personal Care Home	13,834	6,662	20,496
Morning Pointe Of Russell	13,908	0	13,908
Russell Convalescent Home	0	9,746	9,746
The Lantern At Morning Pointe Alzheimers and Memory Care	13,542	0	13,542
Trinity Station Retirement Community	6,776	0	6,776
GREENUP County Total:	48,060	16,408	64,468
LAWRENCE			
The Jordan Center	221	0	221
LAWRENCE County Total:	221	0	221
ADD: 10 Total	66,427	23,317	89,744
ADD:11			
JOHNSON			
Venture Home of Paintsville	23,210	0	23,210
JOHNSON County Total:	23,210	0	23,210
MAGOFFIN			
Salyersville Nursing and Rehabilitation Center	0	0	0

Table 9 - Payor Source- Personal Care Beds

Number of Patient Days by Primary Payor Source

ADD / Facility	Private	Other	Total
MAGOFFIN County Total:	0	0	0
PIKE			
Good Shepherd Community Nursing Center	0	0	0
PIKE County Total:	0	0	0
ADD: 11 Total	23,210	0	23,210
ADD:12			
KNOTT			
Golden Years Rest Home	2,430	27,500	29,930
KNOTT County Total:	2,430	27,500	29,930
OWSLEY			
Owsley County Health Care Center	0	0	0
OWSLEY County Total:	0	0	0
ADD: 12 Total	2,430	27,500	29,930
ADD:13			
BELL			
Generations Center of Middlesboro	1,098	20,496	21,594
BELL County Total:	1,098	20,496	21,594
HARLAN			
The Laurels	10,980	10,980	21,960
HARLAN County Total:	10,980	10,980	21,960
KNOX			
Christian Health Center - Corbin	361	0	361
KNOX County Total:	361	0	361
ADD: 13 Total	12,439	31,476	43,915
ADD:14			
MCCREARY			
Cumberland Manor Rest Home	732	15,374	16,106
MCCREARY County Total:	732	15,374	16,106
PULASKI			
Bluegrass Senior Living Somerset	5,009	0	5,009
Crestview Personal Care	9,102	0	9,102
Somerview Personal Care Home	14,206	151	14,357
PULASKI County Total:	28,317	151	28,468
TAYLOR			
Bluegrass Way	2,667	0	2,667

Table 9 - Payor Source- Personal Care Beds

Number of Patient Days by Primary Payor Source

ADD / Facility	Private	Other	Total
Dishman Personal Care Home	0	13,122	13,122
Hicks Golden Years Nursing Home	0	366	366
WAYNE County Total:	0	13,488	13,488
ADD: 14 Total	31,716	29,013	60,729
ADD:15			
BOURBON			
Bourbon Heights	1,024	1,737	2,761
BOURBON County Total:	1,024	1,737	2,761
BOYLE			
McDowell Place of Danville	3,005	0	3,005
Morning Pointe of Danville	21,960	0	21,960
BOYLE County Total:	24,965	0	24,965
ESTILL			
Irvine Nursing and Rehabilitation	0	505	505
ESTILL County Total:	0	505	505
FAYETTE			
Cedarhurst of Beaumont	21,120	0	21,120
Central Ky Recovery Center Unit 1	3,672	0	3,672
Central KY Recovery Center Unit 2	4,341	0	4,341
Lantern at Morning Pointe Alz and Memory Care	14,640	0	14,640
Legacy Reserve at Fritz Farm	12,810	0	12,810
Lexington Country Place	5,919	0	5,919
Mayfair Village Retirement Center	5,273	0	5,273
Morning Pointe of Lexington	19,032	0	19,032
Morning Pointe of Lexington East	0	0	18,300
Richmond Place Senior Living	24,500	0	24,500
Signature Healthcare At Tanbark Rehab	12,223	0	12,223
The Breckinridge	6,498	0	6,498
The Legacy at the Willows	7,102	0	7,102
The Villa at Chevy Chase	0	0	0
The Willows at Fritz Farm	6,710	0	6,710
The Willows at Hamburg	10,084	0	10,084
Willows at Citation	9,801	0	9,801
FAYETTE County Total:	163,725	0	182,025
FRANKLIN			
Dominion Senior Living of Frankfort	30,660	0	30,660

Table 9 - Payor Source- Personal Care Beds

Number of Patient Days by Primary Payor Source

ADD / Facility	Private	Other	Total
FRANKLIN County Total:	60,738	0	60,738
HARRISON			
Cedar Ridge Health Campus	9,553	0	9,553
Parkside Manor	13,779	3,953	17,732
Shady Lawn Home	27,066	0	27,066
HARRISON County Total:	50,398	3,953	54,351
JESSAMINE			
Bridgepointe At Ashgrove Woods	19,032	0	19,032
Rose Terrace Lodge	7,222	6,712	13,934
Wesley Village	7,610	0	7,610
JESSAMINE County Total:	33,864	6,712	40,576
LINCOLN			
Waynesburg Manor	9,870	0	9,870
LINCOLN County Total:	9,870	0	9,870
MADISON			
Dominion Senior Living of Richmond	17,076	0	17,076
Morning Pointe of Richmond	14,525	0	14,525
Telford Terrace	3,443	0	3,443
MADISON County Total:	35,044	0	35,044
MERCER			
The Willows at Harrodsburg	7,320	0	7,320
MERCER County Total:	7,320	0	7,320
POWELL			
Stanton Nursing and Rehabilitation Center	0	336	336
POWELL County Total:	0	336	336
SCOTT			
The Meadows At Windsor Gardens	3,487	0	3,487
SCOTT County Total:	3,487	0	3,487
WOODFORD			
Taylor Manor Nursing Home	1,649	0	1,649
The Homeplace At Midway	3,600	0	3,600
WOODFORD County Total:	5,249	0	5,249
ADD: 15 Total	395,684	13,243	427,227
Statewide Total	1,330,149	508,826	1,899,840

2020 ANNUAL KENTUCKY LONG TERM CARE UTILIZATION AND SERVICE REPORT

Table 10 - Payor Source- Nursing Home (CCRC) Beds

Number of Patient Days by Primary Payor Source

ADD / Facility	Medicare	Medicaid	Private	Other	Total
ADD:2					
CHRISTIAN					
Christian Health Center, Hopkinsville	0	0	659	0	659
CHRISTIAN County Total:	0	0	659	0	659
ADD: 2 Total	0	0	659	0	659
ADD:3					
UNION					
Breckinridge Place	200	0	1,818	0	2,018
UNION County Total:	200	0	1,818	0	2,018
ADD: 3 Total	200	0	1,818	0	2,018
ADD:4					
WARREN					
Christian Health Center, Bowling Green	128	0	5,896	41	6,065
WARREN County Total:	128	0	5,896	41	6,065
ADD: 4 Total	128	0	5,896	41	6,065
ADD:5					
MARION					
The Village of Lebanon II	152	0	556	336	1,044
MARION County Total:	152	0	556	336	1,044
ADD: 5 Total	152	0	556	336	1,044
ADD:6					
JEFFERSON					
Christian Health Center of Louisville	0	0	0	540	540
Episcopal Church Home	52	0	4,086	16	4,154
Louisville Protestant Altenheim	0	0	1,416	0	1,416
Nazareth Home Clifton	0	0	0	0	0
The Forum at Brookside	504	14	3,293	485	4,296
JEFFERSON County Total:	556	14	8,795	1,041	10,406
ADD: 6 Total	556	14	8,795	1,041	10,406
ADD:7					
KENTON					
Madonna Manor	0	0	366	0	366
KENTON County Total:	0	0	366	0	366
ADD: 7 Total	0	0	366	0	366

Table 10 - Payor Source- Nursing Home (CCRC) Beds

Number of Patient Days by Primary Payor Source

ADD / Facility	Medicare	Medicaid	Private	Other	Total
ADD:10					
GREENUP					
Trinity Station Retirement Community	0	0	4,397	0	4,397
GREENUP County Total:	0	0	4,397	0	4,397
ADD: 10 Total	0	0	4,397	0	4,397
ADD:13					
KNOX					
Christian Health Center - Corbin	165	0	92	104	361
KNOX County Total:	165	0	92	104	361
LAUREL					
Laurel Heights Home for the Elderly	293	0	2,573	3,178	6,044
LAUREL County Total:	293	0	2,573	3,178	6,044
ADD: 13 Total	458	0	2,665	3,282	6,405
ADD:14					
PULASKI					
The Neighborhood Nursing Facility	0	0	4,223	0	4,223
PULASKI County Total:	0	0	4,223	0	4,223
ADD: 14 Total	0	0	4,223	0	4,223
ADD:15					
FAYETTE					
Sayre Christian Village Nursing Home	359	0	1,839	43	2,241
The Willows at Hamburg	780	0	2,565	0	3,345
FAYETTE County Total:	1,139	0	4,404	43	5,586
HARRISON					
Cedar Ridge Health Campus	0	0	1,770	0	1,770
HARRISON County Total:	0	0	1,770	0	1,770
JESSAMINE					
Wesley Village	0	0	10,614	0	10,614
JESSAMINE County Total:	0	0	10,614	0	10,614
MADISON					
Telford Terrace	0	0	56	0	56
MADISON County Total:	0	0	56	0	56
WOODFORD					
The Homeplace At Midway	154	0	660	0	814
WOODFORD County Total:	154	0	660	0	814

Table 10 - Payor Source- Nursing Home (CCRC) Beds

Number of Patient Days by Primary Payor Source

ADD / Facility	Medicare	Medicaid	Private	Other	Total
ADD: 15 Total	1,293	0	17,504	43	18,840
Statewide Total	2,787	14	46,879	4,743	54,423

2020 ANNUAL KENTUCKY LONG TERM CARE UTILIZATION AND SERVICE REPORT

Table 11 - Payor Source- Nursing Home (Non-CCRC) Beds

Number of Patient Days by Primary Payor Source

ADD / Facility	Medicare	Medicaid	Private	Other	Total
ADD:3					
DAVIESS					
Hermitage Care and Rehabilitation Center	2,315	0	1,345	0	3,660
DAVIESS County Total:	2,315	0	1,345	0	3,660
WEBSTER					
Shemwell Nursing Home	0	0	5,840	0	5,840
WEBSTER County Total:	0	0	5,840	0	5,840
ADD: 3 Total	2,315	0	7,185	0	9,500
ADD:4					
WARREN					
Christian Health Center, Bowling Green	0	0	0	0	0
WARREN County Total:	0	0	0	0	0
ADD: 4 Total	0	0	0	0	0
ADD:5					
MARION					
The Village of Lebanon II	1,193	0	3,330	1,346	5,869
MARION County Total:	1,193	0	3,330	1,346	5,869
ADD: 5 Total	1,193	0	3,330	1,346	5,869
ADD:7					
KENTON					
Madonna Manor	0	0	0	0	0
KENTON County Total:	0	0	0	0	0
ADD: 7 Total	0	0	0	0	0
ADD:15					
BOURBON					
Bourbon Heights	1,414	0	7,686	307	9,407
BOURBON County Total:	1,414	0	7,686	307	9,407
FAYETTE					
Mayfair Manor	0	0	0	0	0
The Willows at Hamburg	0	0	379	0	379
FAYETTE County Total:	0	0	379	0	379
MERCER					
The Willows at Harrodsburg	0	0	0	0	0
MERCER County Total:	0	0	0	0	0

Table 11 - Payor Source- Nursing Home (Non-CCRC) Beds

Number of Patient Days by Primary Payor Source

ADD / Facility	Medicare	Medicaid	Private	Other	Total
The Homeplace At Midway	0	0	0	0	0
WOODFORD County Total:	0	0	9,596	0	9,596
ADD: 15 Total	1,414	0	17,661	307	19,382
Statewide Total	4,922	0	28,176	1,653	34,751

2020 ANNUAL KENTUCKY LONG TERM CARE UTILIZATION AND SERVICE REPORT

Table 12 - Payor Source- Intermediate Care Beds

Number of Patient Days by Primary Payor Source

ADD / Facility	Medicare	Medicaid	Private	Other	Total
ADD:3					
WEBSTER					
Shemwell Nursing Home	0	0	730	0	730
WEBSTER County Total:	0	0	730	0	730
ADD: 3 Total	0	0	730	0	730
ADD:4					
WARREN					
Christian Health Center, Bowling Green	0	0	558	0	558
WARREN County Total:	0	0	558	0	558
ADD: 4 Total	0	0	558	0	558
ADD:6					
JEFFERSON					
Eastern Star Home in KY	0	0	4,814	0	4,814
Louisville Protestant Altenheim	0	0	5,131	0	5,131
The Forum at Brookside	22	0	297	7	326
JEFFERSON County Total:	22	0	10,242	7	10,271
ADD: 6 Total	22	0	10,242	7	10,271
ADD:15					
HARRISON					
Cedar Ridge Health Campus	0	0	579	0	579
HARRISON County Total:	0	0	579	0	579
JESSAMINE					
Wesley Village	0	0	366	0	366
JESSAMINE County Total:	0	0	366	0	366
MADISON					
Telford Terrace	0	0	131	0	131
MADISON County Total:	0	0	131	0	131
WOODFORD					
Taylor Manor Nursing Home	0	0	3,115	0	3,115
WOODFORD County Total:	0	0	3,115	0	3,115
ADD: 15 Total	0	0	4,191	0	4,191
Statewide Total	22	0	15,721	7	15,750

2020 ANNUAL KENTUCKY LONG TERM CARE UTILIZATION AND SERVICE REPORT

Table 13 - Payor Source- Alzheimer Facility Beds

Number of Patient Days by Primary Payor Source

ADD / Facility	Medicare	Medicaid	Private	Other	Total
ADD:3					
DAVIESS					
Wellington Parc of Owensboro	93	7,899	9,473	1,371	18,836
DAVIESS County Total:	93	7,899	9,473	1,371	18,836
ADD: 3 Total	93	7,899	9,473	1,371	18,836
ADD:4					
WARREN					
Magnolia Village	3,004	8,865	6,919	409	19,197
WARREN County Total:	3,004	8,865	6,919	409	19,197
ADD: 4 Total	3,004	8,865	6,919	409	19,197
Statewide Total	3,097	16,764	16,392	1,780	38,033

2020 ANNUAL KENTUCKY LONG TERM CARE UTILIZATION AND SERVICE REPORT

Table 14 - Payor Source- ICF/IID Beds

Number of Patient Days by Primary Payor Source

ADD / Facility	Medicare	Medicaid	Private	Other	Total
ADD:2					
CHRISTIAN					
Outwood ICF/IID	0	11,617	0	0	11,617
CHRISTIAN County Total:	0	11,617	0	0	11,617
ADD: 2 Total	0	11,617	0	0	11,617
ADD:3					
DAVISS					
Wendell Fosters Campus for Developmental Disabilit	0	23,001	0	0	23,001
DAVISS County Total:	0	23,001	0	0	23,001
ADD: 3 Total	0	23,001	0	0	23,001
ADD:6					
BULLITT					
Meadows ICF/IID	0	2,817	0	0	2,817
BULLITT County Total:	0	2,817	0	0	2,817
HENRY					
Cedar Lake Lodge Park Place I	0	2,928	0	0	2,928
Cedar Lake Lodge Park Place II	0	2,928	0	0	2,928
HENRY County Total:	0	5,856	0	0	5,856
JEFFERSON					
Bingham Gardens	0	7,554	0	0	7,554
Del Maria ICF/IID	0	2,928	0	0	2,928
Hazelwood Center	0	20,847	0	986	21,833
JEFFERSON County Total:	0	31,329	0	986	32,315
OLDHAM					
Cedar Lake Lodge	0	22,782	0	0	22,782
Cedar Lake Lodge Sycamore Run I	0	1,439	0	0	1,439
Cedar Lake Lodge Sycamore Run II	0	1,464	0	0	1,464
Windsong ICF/IID	0	2,790	0	0	2,790
OLDHAM County Total:	0	28,475	0	0	28,475
ADD: 6 Total	0	68,477	0	986	69,463
ADD:14					
PULASKI					
Oakwood ICF/IID Unit 1	0	16,736	0	0	16,736
Oakwood ICF/IID Unit 2	0	9,340	0	0	9,340

Table 14 - Payor Source- ICF/IID Beds

Number of Patient Days by Primary Payor Source

ADD / Facility	Medicare	Medicaid	Private	Other	Total
Oakwood ICF/IID Unit 3	0	6,084	0	0	6,084
Oakwood ICF/IID Unit 4	0	7,139	0	0	7,139
PULASKI County Total:	0	39,299	0	0	39,299
ADD: 14 Total	0	39,299	0	0	39,299
Statewide Total	0	142,394	0	986	143,380

KENTUCKY ANNUAL
LONG-TERM CARE SERVICES
REPORT



KENTUCKY CABINET FOR
HEALTH AND FAMILY SERVICES

PATIENT AGE
DISTRIBUTION
DATA

2020 ANNUAL KENTUCKY LONG TERM CARE UTILIZATION AND SERVICE REPORT

Table 15 - Facility Resident Age Distribution- Nursing Facility Beds

ADD / Facility	Under 65	65-74	75-84	Over 85	Unknown	Total
ADD:1						
BALLARD						
Life Care Center of LaCenter	0	9	21	12	0	42
BALLARD County Total:	0	9	21	12	0	42
CALLOWAY						
Spring Creek Health Care	4	13	38	35	0	90
CALLOWAY County Total:	4	13	38	35	0	90
CARLISLE						
Countryside Center	9	15	6	10	0	40
CARLISLE County Total:	9	15	6	10	0	40
FULTON						
Fulton Nursing and Rehab	7	10	10	6	0	33
FULTON County Total:	7	10	10	6	0	33
GRAVES						
Green Acres Health Care	5	15	8	11	0	39
Mayfield Health and Rehabilitation	17	22	22	17	0	78
Mills Nursing and Rehabilitation	10	19	25	33	0	87
GRAVES County Total:	32	56	55	61	0	204
HICKMAN						
Clinton Hickman County Nursing Facility	1	4	9	20	0	34
Clinton Place	17	13	18	17	0	65
HICKMAN County Total:	18	17	27	37	0	99
MARSHALL						
Calvert City Convalescent Center	3	3	26	41	0	73
Lake Way Nursing and Rehabilitation Center	5	13	17	20	0	55
Oakview Nursing and Rehabilitation Center	13	17	21	17	0	68
MARSHALL County Total:	21	33	64	78	0	196
MCCRACKEN						
Baptist Health Paducah	0	0	0	0	0	0
Parkview Nursing and Rehabilitation Center (Paducah)	14	21	49	66	0	150
Providence Pointe Healthcare	9	10	25	37	0	81
River Haven Nursing and Rehab	20	16	12	7	0	55
Stonecreek Health and Rehab	20	14	22	18	0	74
MCCRACKEN County Total:	63	61	108	128	0	360

2020 ANNUAL KENTUCKY LONG TERM CARE UTILIZATION AND SERVICE REPORT

Table 15 - Facility Resident Age Distribution- Nursing Facility Beds

ADD / Facility	Under 65	65-74	75-84	Over 85	Unknown	Total
ADD: 1 Total	154	214	329	367	0	1,064
ADD:2						
CALDWELL						
Princeton Health and Rehab Center	14	20	22	11	0	67
CALDWELL County Total:	14	20	22	11	0	67
CHRISTIAN						
Bradford Heights Health and Rehab Center	7	28	20	16	0	71
Christian Health Center, Hopkinsville	5	10	24	49	0	88
Christian Heights Nursing and Rehabilitation Center	17	15	8	2	0	42
Covington Convalescent Center	1	9	14	16	0	40
Western State Nursing Facility	18	25	26	17	0	86
CHRISTIAN County Total:	48	87	92	100	0	327
CRITTENDEN						
Crittenden County Health and Rehabilitation Center	13	13	20	17	0	63
CRITTENDEN County Total:	13	13	20	17	0	63
HOPKINS						
Baptist Health Madisonville	0	0	0	0	0	0
Brighton Cornerstone Health Care	9	15	8	7	0	39
Dawson Springs Health And Rehab Ctr	8	15	19	9	0	51
Hillside Center	12	16	12	18	0	58
Joseph Eddie Ballard Western Kentucky Veterans Ctr	1	10	20	38	0	69
Madisonville Health and Rehabilitation	19	5	20	19	0	63
Ridgewood Terrace Nursing Home	5	15	16	27	0	63
Tradewater Pointe	5	7	12	11	0	35
HOPKINS County Total:	59	83	107	129	0	378
LIVINGSTON						
Salem Springlake Health and Rehabilitation Center	15	8	7	8	0	38
LIVINGSTON County Total:	15	8	7	8	0	38
LYON						
Christian Care Center of Kuttawa	15	14	18	5	0	52
River's Bend Retirement Community	2	3	8	13	0	26
LYON County Total:	17	17	26	18	0	78

2020 ANNUAL KENTUCKY LONG TERM CARE UTILIZATION AND SERVICE REPORT

Table 15 - Facility Resident Age Distribution- Nursing Facility Beds

ADD / Facility	Under 65	65-74	75-84	Over 85	Unknown	Total
MUHLENBERG						
Greenville Nursing and Rehabilitation	5	6	11	18	0	40
Maple Health and Rehabilitation	19	19	28	27	0	93
Owensboro Health Muhlenberg Community Hospital Long Term Care	1	6	9	19	0	35
MUHLENBERG County Total:	25	31	48	64	0	168
TODD						
Hearthstone Place	14	5	13	15	0	47
TODD County Total:	14	5	13	15	0	47
TRIGG						
Shady Lawn Nursing and Rehabilitation Center	8	10	11	15	0	44
TRIGG County Total:	8	10	11	15	0	44
ADD: 2 Total	213	274	346	377	0	1,210
ADD:3						
DAVISS						
Carmel Home	0	0	5	29	0	34
Hermitage Care and Rehabilitation Center	2	5	22	13	0	42
Owensboro Center	16	34	34	23	0	107
Signature Healthcare at Hillcrest	7	26	36	26	0	95
The Transitional Care Center of Owensboro	3	5	6	6	0	20
Twin Rivers Nursing and Rehab Center	31	20	18	8	0	77
Wellington Parc of Owensboro	0	0	8	9	0	17
DAVISS County Total:	59	90	129	114	0	392
HANCOCK						
Heartland Villa Center	3	3	17	12	0	35
HANCOCK County Total:	3	3	17	12	0	35
HENDERSON						
Henderson Nursing and Rehabilitation Center	26	17	16	8	0	67
Redbanks	14	22	35	52	0	123
HENDERSON County Total:	40	39	51	60	0	190
MCLEAN						
Riverside Care and Rehab Ctr	12	10	20	22	0	64
MCLEAN County Total:	12	10	20	22	0	64

2020 ANNUAL KENTUCKY LONG TERM CARE UTILIZATION AND SERVICE REPORT

Table 15 - Facility Resident Age Distribution- Nursing Facility Beds

ADD / Facility	Under 65	65-74	75-84	Over 85	Unknown	Total
OHIO						
Beaver Dam Nursing and Rehab Center	3	12	20	16	0	51
Fordsville Nursing and Rehabilitation Center	21	20	10	2	0	53
Signature Healthcare of Hartford Rehab and Wellnes	21	15	32	27	0	95
OHIO County Total:	45	47	62	45	0	199
UNION						
Breckinridge Place	1	3	7	4	0	15
Morganfield Nursing and Rehabilitation Center	11	22	10	9	0	52
UNION County Total:	12	25	17	13	0	67
WEBSTER						
Redbanks Colonial Terrace	7	8	18	18	0	51
WEBSTER County Total:	7	8	18	18	0	51
ADD: 3 Total	178	222	314	284	0	998
ADD:4						
ALLEN						
Cal Turner Rehab and Specialty Care	15	18	29	24	0	86
ALLEN County Total:	15	18	29	24	0	86
BARREN						
Barren County Nursing and Rehab	8	17	28	31	0	84
Glasgow State Nursing Facility	18	19	19	0	0	56
Glenview Health Care Facility	7	12	13	16	0	48
NHC HealthCare, Glasgow	16	34	40	58	0	148
Signature Healthcare of Glasgow	11	11	14	14	0	50
T J Samson Community Hospital Skilled Nursing Unit	0	0	0	3	0	3
BARREN County Total:	60	93	114	122	0	389
BUTLER						
Morgantown Care and Rehabilitation Center	13	29	42	15	0	99
BUTLER County Total:	13	29	42	15	0	99
EDMONSON						
Edmonson Center	3	18	10	24	0	55
EDMONSON County Total:	3	18	10	24	0	55

2020 ANNUAL KENTUCKY LONG TERM CARE UTILIZATION AND SERVICE REPORT

Table 15 - Facility Resident Age Distribution- Nursing Facility Beds

ADD / Facility	Under 65	65-74	75-84	Over 85	Unknown	Total
HART						
Signature Healthcare of Hart County	18	16	19	19	0	72
HART County Total:	18	16	19	19	0	72
LOGAN						
Auburn Health Care	8	13	7	11	0	39
Creekwood Place Nursing and Rehab Center	10	22	31	23	0	86
LOGAN County Total:	18	35	38	34	0	125
METCALFE						
Metcalfe Health Care Center	9	8	28	13	0	58
METCALFE County Total:	9	8	28	13	0	58
MONROE						
Signature HealthCare of Monroe County Rehab	13	10	31	22	0	76
MONROE County Total:	13	10	31	22	0	76
SIMPSON						
Franklin-Simpson Nursing and Rehabilitation	21	14	21	18	0	74
SIMPSON County Total:	21	14	21	18	0	74
WARREN						
Bowling Green Nursing and Rehabilitation	12	8	23	9	0	52
Christian Health Center, Bowling Green	0	3	7	7	0	17
Colonial Center	5	7	10	25	0	47
Greenwood Nursing and Rehabilitation	16	22	37	40	0	115
Hopkins Center	2	9	8	20	0	39
Signature Healthcare Bowling Green	27	36	41	24	0	128
WARREN County Total:	62	85	126	125	0	398
ADD: 4 Total	232	326	458	416	0	1,432
ADD:5						
BRECKINRIDGE						
Breckinridge Memorial Nursing Facility	0	0	7	6	0	13
Hardinsburg Nursing and Rehabilitation	11	11	18	17	0	57
BRECKINRIDGE County Total:	11	11	25	23	0	70
GRAYSON						
Grayson Nursing and Rehabilitation	4	12	24	22	0	62
Spring View Health and Rehab Center	5	19	24	14	0	62

2020 ANNUAL KENTUCKY LONG TERM CARE UTILIZATION AND SERVICE REPORT

Table 15 - Facility Resident Age Distribution- Nursing Facility Beds

ADD / Facility	Under 65	65-74	75-84	Over 85	Unknown	Total
GRAYSON County Total:	9	31	48	36	0	124
HARDIN						
Elizabethtown Nursing and Rehab	12	8	24	9	0	53
Helmwood Healthcare Center	2	6	8	26	0	42
Kensington Center	17	17	17	15	0	66
Nursing Facility of Hardin Memorial Hospital	1	3	1	3	0	8
Radcliff Veterans Center	2	14	19	16	0	51
Signature Healthcare at North Hardin Rehab	21	21	34	26	0	102
Signature Healthcare of Elizabethtown	11	14	24	13	0	62
HARDIN County Total:	66	83	127	108	0	384
LARUE						
Sunrise Manor Nursing Home	17	23	31	30	0	101
LARUE County Total:	17	23	31	30	0	101
MARION						
Cedars Of Lebanon Nursing Center	9	6	10	11	0	36
Loretto Motherhouse Infirmary	0	2	12	37	0	51
The Village of Lebanon II	0	1	3	11	0	15
Village of Lebanon II	0	1	4	7	0	12
MARION County Total:	9	10	29	66	0	114
MEADE						
Brandenburg Nursing and Rehabilitation	10	11	17	12	0	50
MEADE County Total:	10	11	17	12	0	50
NELSON						
Flaget Memorial Hospital NF	0	0	0	0	0	0
Landmark of Bardstown Rehab and Nursing	8	21	28	18	0	75
Signature Healthcare At Colonial Rehab	15	10	17	6	0	48
NELSON County Total:	23	31	45	24	0	123
WASHINGTON						
Sansbury Care Center	1	1	11	22	0	35
Springfield Nursing and Rehabilitation Center	12	14	9	14	0	49
WASHINGTON County Total:	13	15	20	36	0	84
ADD: 5 Total	158	215	342	335	0	1,050

ADD:6

2020 ANNUAL KENTUCKY LONG TERM CARE UTILIZATION AND SERVICE REPORT

Table 15 - Facility Resident Age Distribution- Nursing Facility Beds

ADD / Facility	Under 65	65-74	75-84	Over 85	Unknown	Total
BULLITT						
Bedrock HC at Green Meadows	9	19	22	17	0	67
Sanders Ridge Health Campus	1	2	12	14	0	29
BULLITT County Total:	10	21	34	31	0	96
HENRY						
New Castle Nursing and Rehab	4	11	18	20	0	53
HENRY County Total:	4	11	18	20	0	53
JEFFERSON						
Cherokee Park Rehabilitation	10	22	17	18	0	67
Christian Health Center of Louisville	7	19	26	31	0	83
Clifton Oaks Care Center	24	17	23	9	0	73
Episcopal Church Home	1	2	6	28	0	37
Essex Nursing and Rehabilitation Center	12	26	18	28	0	84
Forest Springs Health Campus	0	9	20	13	0	42
Franciscan Health Care Center	3	9	13	31	0	56
Glen Ridge Health Campus	0	6	5	16	0	27
Highlands Nursing and Rehabilitation	43	38	33	10	0	124
Hillcreek Rehabilitation and Care	55	48	23	16	0	142
Home of the Innocents	71	0	0	0	0	71
Jeffersontown Rehabilitation	13	18	24	14	0	69
Kindred Hospital - Louisville	12	19	5	3	0	39
Klondike Center	19	13	8	4	0	44
Landmark of Iroquois Park and Nursing Center	12	21	10	21	0	64
Landmark of Louisville Rehab and Nursing	64	59	50	24	0	197
Landmark of River City Rehabilitation and Nursing	20	16	13	3	0	52
Little Sisters of the Poor	0	2	8	20	0	30
Lyndon Woods Care and Rehabilitation	34	26	25	25	0	110
Masonic Home of Louisville	10	34	44	51	0	139
Nazareth Home	3	12	30	60	0	105
Nazareth Home Clifton	3	12	21	40	0	76
Park Terrace Health Campus	1	8	15	35	0	59
Providence Louisville East Post Acute	44	49	33	35	0	161
Regency Center	26	29	28	17	0	100
Regis Woods	52	30	21	18	0	121

2020 ANNUAL KENTUCKY LONG TERM CARE UTILIZATION AND SERVICE REPORT

Table 15 - Facility Resident Age Distribution- Nursing Facility Beds

ADD / Facility	Under 65	65-74	75-84	Over 85	Unknown	Total
Rivers Edge Nursing and Rehabilitation Center	12	26	26	18	0	82
Seneca Place	24	29	23	16	0	92
Signature Healthcare At Jefferson Manor Rehab	9	13	16	28	0	66
Signature Healthcare at Jefferson Place Rehab	6	12	14	24	0	56
Signature Healthcare At Rockford Rehab	22	24	17	9	0	72
Signature Healthcare at St Mary Elizabeth Hosp	1	5	7	7	0	20
Signature Healthcare of East Louisville	26	28	15	17	0	86
Signature Healthcare of South Louisville	8	33	18	17	0	76
Springhurst Health and Rehab	5	5	6	22	0	38
St Matthews Care Center	28	30	25	16	0	99
Summerfield Rehab and Wellness	14	34	25	34	0	107
Sycamore Heights Health and Rehab	15	25	18	11	0	69
The Forum at Brookside	0	1	11	14	0	26
Treyton Oaks Towers	0	7	9	23	0	39
Valhalla Post Acute	12	18	33	41	0	104
Wesley Manor	3	10	20	30	0	63
Westminster Terrace	16	12	22	27	0	77
Westport Place Health Campus	0	4	12	16	0	32
JEFFERSON County Total:	740	860	836	940	0	3,376
OLDHAM						
Baptist Health La Grange	1	0	2	2	0	5
Richwood Nursing and Rehab	15	27	35	26	0	103
OLDHAM County Total:	16	27	37	28	0	108
SHELBY						
Crestview Center	3	4	14	20	0	41
Masonic Home of Shelbyville	10	9	24	34	0	77
SHELBY County Total:	13	13	38	54	0	118
SPENCER						
Signature Healthcare of Spencer County	10	17	21	20	0	68
SPENCER County Total:	10	17	21	20	0	68
TRIMBLE						

2020 ANNUAL KENTUCKY LONG TERM CARE UTILIZATION AND SERVICE REPORT

Table 15 - Facility Resident Age Distribution- Nursing Facility Beds

ADD / Facility	Under 65	65-74	75-84	Over 85	Unknown	Total
Bedford Springs Health and Rehabilitation	7	9	8	12	0	36
TRIMBLE County Total:	7	9	8	12	0	36
ADD: 6 Total	800	958	992	1,105	0	3,855
ADD:7						
BOONE						
Boonespring Transitional Care Center	9	28	51	29	0	117
Bridgepoint Care and Rehabilitation Center	65	42	23	7	0	137
Florence Park Care Center	18	29	31	23	0	101
St Elizabeth Florence SNF	1	4	5	3	0	13
BOONE County Total:	93	103	110	62	0	368
CAMPBELL						
Carmel Manor	0	1	18	39	0	58
Coldspring Transitional Care Center	14	46	31	36	0	127
Highlandspring of Ft Thomas	5	21	37	34	0	97
St Elizabeth FT Thomas SNF	1	4	6	5	0	16
The Seasons at Alexandria	5	14	32	55	0	106
CAMPBELL County Total:	25	86	124	169	0	404
CARROLL						
Signature Healthcare of Carrollton Rehab	11	17	18	14	0	60
CARROLL County Total:	11	17	18	14	0	60
GALLATIN						
Gallatin Nursing and Rehab	16	18	23	29	0	86
GALLATIN County Total:	16	18	23	29	0	86
GRANT						
Grant Center	26	16	24	17	0	83
GRANT County Total:	26	16	24	17	0	83
KENTON						
Emerald Trace	0	6	10	16	0	32
Madonna Manor	1	3	13	34	0	51
Rosedale Green	8	11	32	75	0	126
The Pavilion at Kenton	19	23	15	14	0	71
Village Care Center	3	12	29	42	0	86
Villaspring of Erlanger	10	24	45	33	0	112
Woodcrest Nursing and Rehabilitation Center	17	16	22	17	0	72
KENTON County Total:	58	95	166	231	0	550

2020 ANNUAL KENTUCKY LONG TERM CARE UTILIZATION AND SERVICE REPORT

Table 15 - Facility Resident Age Distribution- Nursing Facility Beds

ADD / Facility	Under 65	65-74	75-84	Over 85	Unknown	Total
OWEN						
Owenton Center	26	18	13	19	0	76
OWEN County Total:	26	18	13	19	0	76
PENDLETON						
River Valley Nursing Home	6	3	16	30	0	55
PENDLETON County Total:	6	3	16	30	0	55
ADD: 7 Total	261	356	494	571	0	1,682
ADD:8						
BRACKEN						
Bracken County Nursing and Rehabilitation Center	1	9	11	4	0	25
BRACKEN County Total:	1	9	11	4	0	25
FLEMING						
Pioneer Trace Nursing Home	2	14	18	27	0	61
FLEMING County Total:	2	14	18	27	0	61
LEWIS						
Vanceburg Rehabilitation and Care	24	21	13	13	0	71
LEWIS County Total:	24	21	13	13	0	71
MASON						
Maysville Nursing and Rehabilitation Facility	14	13	26	16	0	69
MASON County Total:	14	13	26	16	0	69
ROBERTSON						
Robertson County Health Care Facility	11	5	15	7	0	38
ROBERTSON County Total:	11	5	15	7	0	38
ADD: 8 Total	52	62	83	67	0	264
ADD:9						
BATH						
Ridgeway Nursing and Rehabilitation	12	17	18	19	0	66
BATH County Total:	12	17	18	19	0	66
MENIFEE						
Edgewood Estates	4	7	10	15	0	36
MENIFEE County Total:	4	7	10	15	0	36
MONTGOMERY						
Windsor Care Center	10	17	25	45	0	97
MONTGOMERY County Total:	10	17	25	45	0	97
MORGAN						

2020 ANNUAL KENTUCKY LONG TERM CARE UTILIZATION AND SERVICE REPORT

Table 15 - Facility Resident Age Distribution- Nursing Facility Beds

ADD / Facility	Under 65	65-74	75-84	Over 85	Unknown	Total
West Liberty Nursing and Rehabilitation Center	7	12	11	14	0	44
MORGAN County Total:	7	12	11	14	0	44
ROWAN						
Life Care Center of Morehead	19	18	32	15	0	84
St Claire Medical Center TCU	0	0	0	0	0	0
ROWAN County Total:	19	18	32	15	0	84
ADD: 9 Total	52	71	96	108	0	327
ADD:10						
BOYD						
Boyd Nursing and Rehabilitation Center	16	15	14	8	0	53
Kings Daughters Medical Center	0	0	0	0	0	0
Kingsbrook Lifecare Center	15	28	31	50	0	124
Woodland Oaks	5	14	30	48	0	97
BOYD County Total:	36	57	75	106	0	274
CARTER						
Carter Nursing and Rehabilitation Center	15	22	36	26	0	99
CARTER County Total:	15	22	36	26	0	99
ELLIOTT						
Elliott Nursing and Rehabilitation Center	8	15	21	24	0	68
ELLIOTT County Total:	8	15	21	24	0	68
GREENUP						
Oakmont Manor	9	10	26	29	0	74
South Shore Nursing and Rehabilitation Center	10	12	19	6	0	47
Wurtland Nursing and Rehabilitation Center	22	29	22	15	0	88
GREENUP County Total:	41	51	67	50	0	209
LAWRENCE						
The Jordan Center	10	13	21	15	0	59
LAWRENCE County Total:	10	13	21	15	0	59
ADD: 10 Total	110	158	220	221	0	709
ADD:11						
FLOYD						
Highlands ARH Regional Medical Center (Prestonsburg)	0	0	0	0	0	0
Prestonsburg Health Care Center	3	11	11	15	0	40

2020 ANNUAL KENTUCKY LONG TERM CARE UTILIZATION AND SERVICE REPORT

Table 15 - Facility Resident Age Distribution- Nursing Facility Beds

ADD / Facility	Under 65	65-74	75-84	Over 85	Unknown	Total
Riverview Health Care Center	13	20	25	17	0	75
FLOYD County Total:	16	31	36	32	0	115
JOHNSON						
Mountain Manor of Paintsville	13	10	26	35	0	84
JOHNSON County Total:	13	10	26	35	0	84
MAGOFFIN						
Salyersville Nursing and Rehabilitation Center	21	27	28	11	0	87
MAGOFFIN County Total:	21	27	28	11	0	87
MARTIN						
Martin County Health Care Facility	8	12	15	11	0	46
MARTIN County Total:	8	12	15	11	0	46
PIKE						
Good Shepherd Community Nursing Center	38	22	29	13	0	102
Landmark of Elkhorn City Rehabilitation	21	16	27	15	0	79
Parkview Nursing and Rehabilitation Center (Pikeville)	20	29	23	15	0	87
Pikeville Nursing and Rehab Center	20	24	26	17	0	87
Tug Valley ARH Skilled Nursing Facility	3	3	4	4	0	14
PIKE County Total:	102	94	109	64	0	369
ADD: 11 Total	160	174	214	153	0	701
ADD:12						
BREATHITT						
Nim Henson Geriatric Center	12	17	14	12	0	55
BREATHITT County Total:	12	17	14	12	0	55
KNOTT						
Knott County Health and Rehabilitation Center	11	23	23	19	0	76
KNOTT County Total:	11	23	23	19	0	76
LEE						
Lee County Care and Rehabilitation Center	5	52	20	16	0	93
LEE County Total:	5	52	20	16	0	93
LESLIE						
Hyden Health and Rehabilitation Center	16	27	27	19	0	89
LESLIE County Total:	16	27	27	19	0	89
LETCHER						

2020 ANNUAL KENTUCKY LONG TERM CARE UTILIZATION AND SERVICE REPORT

Table 15 - Facility Resident Age Distribution- Nursing Facility Beds

ADD / Facility	Under 65	65-74	75-84	Over 85	Unknown	Total
Letcher Manor	32	24	31	17	0	104
LETCHER County Total:	32	24	31	17	0	104
OWSLEY						
Owsley County Health Care Center	12	16	22	13	0	63
OWSLEY County Total:	12	16	22	13	0	63
PERRY						
Hazard Health and Rehabilitation Center	33	39	46	24	0	142
Paul E Patton Eastern Ky Veterans Center	2	24	28	31	0	85
PERRY County Total:	35	63	74	55	0	227
WOLFE						
Wolfe County Health and Rehabilitation Center	13	15	28	30	0	86
WOLFE County Total:	13	15	28	30	0	86
ADD: 12 Total	136	237	239	181	0	793
ADD:13						
BELL						
Middlesboro Nursing and Rehab	1	11	26	48	0	86
Mountain View Nursing and Rehab Ctr	13	15	19	13	0	60
BELL County Total:	14	26	45	61	0	146
CLAY						
Landmark of Laurel Creek Rehab and Nursing	8	18	34	28	0	88
CLAY County Total:	8	18	34	28	0	88
HARLAN						
Harlan Health and Rehabilitation Center	8	15	20	33	0	76
Tri-Cities Nursing and Rehabilitation Center	11	7	20	12	0	50
HARLAN County Total:	19	22	40	45	0	126
JACKSON						
Signature HealthCare at Jackson Manor	12	10	14	11	0	47
JACKSON County Total:	12	10	14	11	0	47
KNOX						
Barbourville Health and Rehabilitation Center	10	21	42	33	0	106
Christian Health Center - Corbin	5	18	27	31	0	81
KNOX County Total:	15	39	69	64	0	187
LAUREL						

2020 ANNUAL KENTUCKY LONG TERM CARE UTILIZATION AND SERVICE REPORT

Table 15 - Facility Resident Age Distribution- Nursing Facility Beds

ADD / Facility	Under 65	65-74	75-84	Over 85	Unknown	Total
Hillcrest Health and Rehabilitation Center	16	16	35	18	0	85
Laurel Heights Home for the Elderly	7	17	41	51	0	116
LAUREL County Total:	23	33	76	69	0	201
ROCKCASTLE						
Rockcastle Health and Rehabilitation Center	11	14	23	25	0	73
Rockcastle Regional Hospital and Respiratory Care	85	28	8	1	0	122
ROCKCASTLE County Total:	96	42	31	26	0	195
WHITLEY						
Corbin Health and Rehabilitation Center	15	25	27	12	0	79
The Heritage	7	9	20	28	0	64
Williamsburg Health and Rehabilitation Center	9	19	35	27	0	90
WHITLEY County Total:	31	53	82	67	0	233
ADD: 13 Total	218	243	391	371	0	1,223
ADD:14						
ADAIR						
Signature Healthcare At Summit Manor Rehab	6	18	13	20	0	57
ADAIR County Total:	6	18	13	20	0	57
CASEY						
Liberty Care and Rehabilitation Center	4	15	22	30	0	71
CASEY County Total:	4	15	22	30	0	71
CLINTON						
Clinton County Care and Rehabilitation Center	2	8	20	10	0	40
CLINTON County Total:	2	8	20	10	0	40
CUMBERLAND						
Cumberland Valley Manor	11	18	28	17	0	74
CUMBERLAND County Total:	11	18	28	17	0	74
GREEN						
Green Hill Rehabilitation and Care	6	17	26	34	0	83
McDowell Skilled Nursing Facility	0	0	0	0	0	0
GREEN County Total:	6	17	26	34	0	83
MCCREARY						

2020 ANNUAL KENTUCKY LONG TERM CARE UTILIZATION AND SERVICE REPORT

Table 15 - Facility Resident Age Distribution- Nursing Facility Beds

ADD / Facility	Under 65	65-74	75-84	Over 85	Unknown	Total
Signature Healthcare of McCreary County Rehab	8	6	13	15	0	42
MCCREARY County Total:	8	6	13	15	0	42
PULASKI						
Cumberland Nursing and Rehabilitation Center	9	11	19	35	0	74
Lake Cumberland Regional Hospital	0	4	1	2	0	7
Somerset Nursing and Rehabilitation Facility	9	13	27	42	0	91
Somerwoods Nursing and Rehabilitation	21	21	30	24	0	96
PULASKI County Total:	39	49	77	103	0	268
RUSSELL						
Fair Oaks Health Systems	4	14	18	18	23	77
RUSSELL County Total:	4	14	18	18	23	77
TAYLOR						
Campbellsville Nursing and Rehabilitation	2	5	17	16	0	40
The Grandview Nursing and Rehabilitation Facility	7	4	24	34	0	69
TAYLOR County Total:	9	9	41	50	0	109
WAYNE						
Hicks Golden Years Nursing Home	8	7	14	17	0	46
WAYNE County Total:	8	7	14	17	0	46
ADD: 14 Total	97	161	272	314	23	867
ADD:15						
ANDERSON						
Signature Healthcare at Heritage Hall Rehab	9	9	21	22	0	61
ANDERSON County Total:	9	9	21	22	0	61
BOURBON						
Bourbon Heights	4	8	22	25	0	59
BOURBON County Total:	4	8	22	25	0	59
BOYLE						
Danville Center For Health	15	16	19	19	0	69
Landmark of Danville Rehabilitation	1	9	22	23	0	55
BOYLE County Total:	16	25	41	42	0	124

2020 ANNUAL KENTUCKY LONG TERM CARE UTILIZATION AND SERVICE REPORT

Table 15 - Facility Resident Age Distribution- Nursing Facility Beds

ADD / Facility	Under 65	65-74	75-84	Over 85	Unknown	Total
CLARK						
Clark Regional Medical Center Transitional Care Unit	0	3	9	4	0	16
Fountain Circle Care and Rehab Ctr	26	34	34	29	0	123
CLARK County Total:	26	37	43	33	0	139
ESTILL						
Irvine Nursing and Rehabilitation	11	11	22	28	0	72
ESTILL County Total:	11	11	22	28	0	72
FAYETTE						
Bluegrass Care and Rehabilitation Center	12	29	38	21	0	100
Cambridge Place	15	19	25	21	0	80
Cardinal Hill Rehab Unit	4	11	7	4	0	26
Homestead Post Acute	12	34	40	33	0	119
Lexington Country Place	2	4	11	49	0	66
Lexington Premier Nursing & Rehab, LLC	3	16	25	23	0	67
Mayfair Manor	13	14	26	25	0	78
Northpoint Lexington Healthcare Center	10	31	38	32	0	111
Pine Meadows Post Acute	19	22	41	30	0	112
Sayre Christian Village Nursing Home	4	7	23	70	0	104
Signature Healthcare At Tanbark Rehab	1	8	9	6	0	24
The Willows at Fritz Farm	2	5	6	30	0	43
The Willows at Hamburg	1	3	9	40	0	53
Willows at Citation	2	5	8	22	0	37
FAYETTE County Total:	100	208	306	406	0	1,020
FRANKLIN						
Bradford Square Center	20	17	22	21	0	80
Frankfort Rehab and Care	16	14	19	20	0	69
FRANKLIN County Total:	36	31	41	41	0	149
GARRARD						
Landmark of Lancaster Rehabilitation and Nursing	12	16	20	31	0	79
GARRARD County Total:	12	16	20	31	0	79
HARRISON						
Cedar Ridge Health Campus	1	1	13	29	0	44

2020 ANNUAL KENTUCKY LONG TERM CARE UTILIZATION AND SERVICE REPORT

Table 15 - Facility Resident Age Distribution- Nursing Facility Beds

ADD / Facility	Under 65	65-74	75-84	Over 85	Unknown	Total
Edgemont Healthcare	17	17	17	9	0	60
Grand Haven Nursing Home	8	10	11	22	0	51
HARRISON County Total:	26	28	41	60	0	155
JESSAMINE						
Nicholasville Nursing and Rehabilitation	11	11	21	12	0	55
Thomson Hood Veterans Center	8	19	25	41	0	93
JESSAMINE County Total:	19	30	46	53	0	148
LINCOLN						
Stanford Care and Rehab	25	23	26	27	0	101
LINCOLN County Total:	25	23	26	27	0	101
MADISON						
Berea Health and Rehabilitation	9	10	17	14	0	50
Kenwood Health and Rehabilitation Center	2	12	20	21	0	55
Madison Health and Rehabilitation Center	10	18	25	14	0	67
Telford Terrace	0	0	4	11	0	15
The Terrace Nursing and Rehabilitation	5	8	31	39	0	83
MADISON County Total:	26	48	97	99	0	270
MERCER						
Harrodsburg Health and Rehab Ctr	10	19	23	23	0	75
The Willows at Harrodsburg	2	6	12	11	0	31
MERCER County Total:	12	25	35	34	0	106
NICHOLAS						
Johnson Mathers Nursing Home	9	16	28	37	0	90
NICHOLAS County Total:	9	16	28	37	0	90
POWELL						
Stanton Nursing and Rehabilitation Center	16	15	17	12	0	60
POWELL County Total:	16	15	17	12	0	60
SCOTT						
Harborview Dover	6	9	25	19	0	59
Signature Healthcare of Georgetown	6	14	19	18	0	57
SCOTT County Total:	12	23	44	37	0	116
WOODFORD						
The Homeplace At Midway	0	1	7	15	0	23
WOODFORD County Total:	0	1	7	15	0	23
ADD: 15 Total	359	554	857	1,002	0	2,772
Statewide Total	3,180	4,225	5,647	5,872	23	18,947

2020 ANNUAL KENTUCKY LONG TERM CARE UTILIZATION AND SERVICE REPORT

Table 16 - Facility Resident Age Distribution- Personal Care Beds

ADD / Facility	Under 65	65-74	75-84	Over 85	Unknown	Total
ADD:1						
CALLOWAY						
Fern Terrace of Murray	12	26	15	8	0	61
Gardens At Hickory Woods	0	1	2	5	0	8
CALLOWAY County Total:	12	27	17	13	0	69
CARLISLE						
Countryside Center	2	0	2	2	0	6
CARLISLE County Total:	2	0	2	2	0	6
GRAVES						
Fern Terrace of Mayfield	91	26	0	0	0	117
GRAVES County Total:	91	26	0	0	0	117
HICKMAN						
Clinton Hickman County Nursing Facility	0	2	1	2	0	5
Clinton Place	2	2	3	0	0	7
HICKMAN County Total:	2	4	4	2	0	12
MCCRACKEN						
Gaither Suites at West Park	0	0	8	16	0	24
MCCRACKEN County Total:	0	0	8	16	0	24
ADD: 1 Total	107	57	31	33	0	228
ADD:2						
CALDWELL						
Highland Homes, Inc.	64	11	7	0	0	82
CALDWELL County Total:	64	11	7	0	0	82
CHRISTIAN						
Christian County Manor	32	10	3	3	0	48
Christian Health Center, Hopkinsville	0	1	0	1	0	2
Pennyrile Home	42	19	7	3	0	71
CHRISTIAN County Total:	74	30	10	7	0	121
CRITTENDEN						
Crittenden County Health and Rehabilitation Center	0	0	0	0	0	0
CRITTENDEN County Total:	0	0	0	0	0	0
HOPKINS						
The Homestead	43	8	1	0	0	52
The Oaks PCH/Madisonville	34	1	5	0	0	40
HOPKINS County Total:	77	9	6	0	0	92

2020 ANNUAL KENTUCKY LONG TERM CARE UTILIZATION AND SERVICE REPORT

Table 16 - Facility Resident Age Distribution- Personal Care Beds

ADD / Facility	Under 65	65-74	75-84	Over 85	Unknown	Total
MUHLENBERG						
Greenville Nursing and Rehabilitation	1	1	0	0	0	2
Sparks Nursing Center	23	18	21	13	0	75
MUHLENBERG County Total:	24	19	21	13	0	77
TRIGG						
Better Senior Living	11	30	6	3	0	50
TRIGG County Total:	11	30	6	3	0	50
ADD: 2 Total	250	99	50	23	0	422
ADD:3						
DAVIESS						
Carmel Home	0	2	4	58	0	64
Davco Rest Home	57	20	1	0	0	78
Fern Terrace of Owensboro	17	23	12	0	0	52
Owensboro Center	3	3	0	0	0	6
Rosedale Rest Home	26	3	1	0	0	30
DAVIESS County Total:	103	51	18	58	0	230
HANCOCK						
The Oaks PCH/Lewisport	44	6	1	0	0	51
HANCOCK County Total:	44	6	1	0	0	51
HENDERSON						
Henderson Manor	16	10	1	2	0	29
HENDERSON County Total:	16	10	1	2	0	29
MCLEAN						
Sunny Acres	19	4	1	0	0	24
MCLEAN County Total:	19	4	1	0	0	24
OHIO						
Beaver Dam Nursing and Rehab Center	3	4	1	1	0	9
OHIO County Total:	3	4	1	1	0	9
ADD: 3 Total	185	75	22	61	0	343
ADD:4						
ALLEN						
Cornerstone Manor	33	2	0	0	0	35
Scottsville Manor	18	10	2	0	0	30
ALLEN County Total:	51	12	2	0	0	65
BARREN						
NHC HealthCare, Glasgow	0	0	0	0	0	0

2020 ANNUAL KENTUCKY LONG TERM CARE UTILIZATION AND SERVICE REPORT

Table 16 - Facility Resident Age Distribution- Personal Care Beds

ADD / Facility	Under 65	65-74	75-84	Over 85	Unknown	Total
BARREN County Total:	0	0	0	0	0	0
EDMONSON						
Edmonson Center	1	2	2	0	0	5
EDMONSON County Total:	1	2	2	0	0	5
HART						
Hart County Manor	36	10	3	0	0	49
HART County Total:	36	10	3	0	0	49
METCALFE						
Harpers Home for the Aged	13	4	3	0	0	20
Metcalf Health Care Center	0	1	3	1	0	5
METCALFE County Total:	13	5	6	1	0	25
SIMPSON						
Lewis Memorial Methodist Home	3	6	5	6	0	20
SIMPSON County Total:	3	6	5	6	0	20
WARREN						
Christian Health Center, Bowling Green	0	7	15	20	0	42
Fern Terrace of Bowling Green	66	24	9	0	0	99
The Haven At Massey Springs	0	0	3	14	0	17
WARREN County Total:	66	31	27	34	0	158
ADD: 4 Total	170	66	45	41	0	322
ADD:5						
GRAYSON						
Grayson Nursing and Rehabilitation	1	2	3	5	0	11
GRAYSON County Total:	1	2	3	5	0	11
HARDIN						
Signature Healthcare at North Hardin Rehab	0	0	0	0	0	0
HARDIN County Total:	0	0	0	0	0	0
MARION						
Loretto Motherhouse Infirmary	0	0	2	5	0	7
The Village of Lebanon II	0	1	1	1	0	3
MARION County Total:	0	1	3	6	0	10
NELSON						
Cooper Trail Senior Living	0	0	0	4	0	4
Windsor Gardens CCRC	2	1	4	13	0	20
NELSON County Total:	2	1	4	17	0	24

2020 ANNUAL KENTUCKY LONG TERM CARE UTILIZATION AND SERVICE REPORT

Table 16 - Facility Resident Age Distribution- Personal Care Beds

ADD / Facility	Under 65	65-74	75-84	Over 85	Unknown	Total
WASHINGTON						
Sansbury Care Center	0	0	1	6	0	7
WASHINGTON County Total:	0	0	1	6	0	7
ADD: 5 Total	3	4	11	34	0	52
ADD:6						
BULLITT						
Colonial House of Shepherdsville	55	4	2	0	0	61
Sanders Ridge Health Campus	0	1	7	9	0	17
BULLITT County Total:	55	5	9	9	0	78
JEFFERSON						
Anthology of Louisville	1	8	12	38	0	59
Barton House of Louisville 1	2	4	6	4	0	16
Belmont Village	1	5	25	48	0	79
Brookdale Stonestreet	0	0	5	13	0	18
Dominion Senior Living of Louisville	1	4	29	17	0	51
Eastern Star Home in KY	0	1	2	3	0	6
Episcopal Church Home	0	0	10	12	0	22
Forest Hills Commons	1	17	45	27	0	90
Forest Springs Health Campus	0	1	4	15	0	20
Glen Ridge Health Campus	1	0	1	14	0	16
Hallmark House Louisville II	0	2	6	6	0	14
Heartsong Memory Care	0	3	3	6	0	12
Little Sisters of the Poor	0	0	4	7	0	11
Louisville Protestant Altenheim	0	3	4	11	0	18
Masonic Home of Louisville	1	5	15	16	0	37
Morning Pointe Of Louisville At South Hurstbourne	2	7	17	37	0	63
Nazareth Home	0	2	13	24	0	39
Nazareth Home Clifton	0	1	0	7	0	8
Park Louisville	1	6	33	7	0	47
Parrs Rest Home	0	0	6	44	0	50
Rose Anna Hughes Home/Westminster	0	5	11	22	0	38
Storypoint Prospect	0	2	9	18	0	29
Sunrise of Louisville	0	8	20	37	0	65
Symphony at Valley Farms	0	2	11	39	0	52
The Enclave of East Louisville	1	2	14	34	0	51

2020 ANNUAL KENTUCKY LONG TERM CARE UTILIZATION AND SERVICE REPORT

Table 16 - Facility Resident Age Distribution- Personal Care Beds

ADD / Facility	Under 65	65-74	75-84	Over 85	Unknown	Total
The Forum at Brookside	0	1	1	17	0	19
The Lantern At Morning Pointe (Louisville)	0	4	11	11	0	26
The Legacy at English Station	0	8	23	13	0	44
Treyton Oaks Towers	1	0	6	14	0	21
Wesley Manor	0	0	9	10	0	19
Westport Place Health Campus	0	3	2	16	0	21
Wickshire Blankenbaker	1	3	13	26	0	43
JEFFERSON County Total:	14	107	370	613	0	1,104
SHELBY						
Colonial Hall Manor	32	17	6	1	0	56
Masonic Home of Shelbyville	2	1	8	11	0	22
SHELBY County Total:	34	18	14	12	0	78
ADD: 6 Total	103	130	393	634	0	1,260
ADD:7						
BOONE						
Colonial Gardens	0	3	23	48	0	74
Dominion Senior Living of Florence	0	6	31	23	0	60
BOONE County Total:	0	9	54	71	0	134
CAMPBELL						
Carmel Manor	0	1	2	3	0	6
The Seasons at Alexandria	0	2	4	19	0	25
CAMPBELL County Total:	0	3	6	22	0	31
CARROLL						
Carrollton Manor	20	10	0	1	0	31
Valley Haven Rest Home	10	31	0	0	0	41
CARROLL County Total:	30	41	0	1	0	72
GRANT						
Jonesville Rest Home	20	2	1	0	0	23
GRANT County Total:	20	2	1	0	0	23
KENTON						
Charter Senior Living of Edgewood	0	6	21	34	0	61
Covington Ladies Home	1	5	9	3	0	18
Emerald Trace	0	0	3	6	0	9
Ivy Knoll	3	6	7	10	0	26
Madonna Manor	1	3	13	1	0	18
Regency Manor	16	24	14	1	0	55

2020 ANNUAL KENTUCKY LONG TERM CARE UTILIZATION AND SERVICE REPORT

Table 16 - Facility Resident Age Distribution- Personal Care Beds

ADD / Facility	Under 65	65-74	75-84	Over 85	Unknown	Total
Regency Manor North	10	13	6	1	0	30
St Charles Care Center	0	2	6	15	0	23
KENTON County Total:	31	59	79	71	0	240
PENDLETON						
Falmouth Personal Care Home	15	3	0	0	0	18
The Front Gate	14	4	0	0	0	18
PENDLETON County Total:	29	7	0	0	0	36
ADD: 7 Total	110	121	140	165	0	536
ADD:9						
MENIFEE						
Edgewood Estates	4	0	0	0	0	4
MENIFEE County Total:	4	0	0	0	0	4
MONTGOMERY						
Regency Memory Care	0	0	2	11	0	13
MONTGOMERY County Total:	0	0	2	11	0	13
MORGAN						
West Liberty Nursing and Rehabilitation Center	1	1	0	0	0	2
MORGAN County Total:	1	1	0	0	0	2
ADD: 9 Total	5	1	2	11	0	19
ADD:10						
BOYD						
Artrips Personal Care Home	12	6	0	0	0	18
Hamiltons Personal Care Home	12	2	1	0	0	15
Kings Daughters And Sons Home	1	0	5	22	0	28
BOYD County Total:	25	8	6	22	0	61
GREENUP						
Frasures Personal Care Home	39	15	3	0	0	57
Morning Pointe Of Russell	0	0	8	30	0	38
Russell Convalescent Home	25	2	0	0	0	27
The Lantern At Morning Pointe Alzheimers and Memory Care	3	1	13	20	0	37
Trinity Station Retirement Community	0	0	6	15	0	21
GREENUP County Total:	67	18	30	65	0	180
LAWRENCE						
The Jordan Center	0	0	0	0	0	0

2020 ANNUAL KENTUCKY LONG TERM CARE UTILIZATION AND SERVICE REPORT

Table 16 - Facility Resident Age Distribution- Personal Care Beds

ADD / Facility	Under 65	65-74	75-84	Over 85	Unknown	Total
LAWRENCE County Total:	0	0	0	0	0	0
ADD: 10 Total	92	26	36	87	0	241
ADD:11						
JOHNSON						
Venture Home of Paintsville	52	12	0	1	0	65
JOHNSON County Total:	52	12	0	1	0	65
MAGOFFIN						
Salyersville Nursing and Rehabilitation Center	0	0	0	0	0	0
MAGOFFIN County Total:	0	0	0	0	0	0
PIKE						
Good Shepherd Community Nursing Center	0	0	0	0	0	0
PIKE County Total:	0	0	0	0	0	0
ADD: 11 Total	52	12	0	1	0	65
ADD:12						
KNOTT						
Golden Years Rest Home	48	20	10	0	0	78
KNOTT County Total:	48	20	10	0	0	78
OWSLEY						
Owsley County Health Care Center	0	0	0	0	0	0
OWSLEY County Total:	0	0	0	0	0	0
ADD: 12 Total	48	20	10	0	0	78
ADD:13						
BELL						
Generations Center of Middlesboro	30	15	10	4	0	59
BELL County Total:	30	15	10	4	0	59
HARLAN						
The Laurels	26	27	5	2	0	60
HARLAN County Total:	26	27	5	2	0	60
KNOX						
Christian Health Center - Corbin	0	0	1	0	0	1
KNOX County Total:	0	0	1	0	0	1
ADD: 13 Total	56	42	16	6	0	120
ADD:14						
MCCREARY						
Cumberland Manor Rest Home	36	9	1	0	0	46

2020 ANNUAL KENTUCKY LONG TERM CARE UTILIZATION AND SERVICE REPORT

Table 16 - Facility Resident Age Distribution- Personal Care Beds

ADD / Facility	Under 65	65-74	75-84	Over 85	Unknown	Total
MCCREARY County Total:	36	9	1	0	0	46
PULASKI						
Bluegrass Senior Living Somerset	0	4	6	13	0	23
Crestview Personal Care	13	8	6	1	0	28
Somerview Personal Care Home	0	0	0	0	0	0
PULASKI County Total:	13	12	12	14	0	51
TAYLOR						
Bluegrass Way	0	0	1	1	0	2
TAYLOR County Total:	0	0	1	1	0	2
WAYNE						
Dishman Personal Care Home	27	9	1	0	0	37
Hicks Golden Years Nursing Home	0	1	0	0	0	1
WAYNE County Total:	27	10	1	0	0	38
ADD: 14 Total	76	31	15	15	0	137
ADD:15						
BOURBON						
Bourbon Heights	0	1	3	2	0	6
BOURBON County Total:	0	1	3	2	0	6
BOYLE						
McDowell Place of Danville	2	1	0	5	0	8
Morning Pointe of Danville	0	1	23	31	0	55
BOYLE County Total:	2	2	23	36	0	63
ESTILL						
Irvine Nursing and Rehabilitation	0	0	0	0	0	0
ESTILL County Total:	0	0	0	0	0	0
FAYETTE						
Cedarhurst of Beaumont	1	3	18	51	0	73
Central Ky Recovery Center Unit 1	0	0	0	0	0	0
Central KY Recovery Center Unit 2	10	1	0	0	0	11
Lantern at Morning Pointe Alz and Memory Care	2	17	10	6	0	35
Legacy Reserve at Fritz Farm	0	2	25	8	0	35
Lexington Country Place	0	0	3	14	0	17
Mayfair Village Retirement Center	0	1	1	12	0	14
Morning Pointe of Lexington	1	6	19	26	0	52
Morning Pointe of Lexington East	0	0	5	45	0	50

2020 ANNUAL KENTUCKY LONG TERM CARE UTILIZATION AND SERVICE REPORT

Table 16 - Facility Resident Age Distribution- Personal Care Beds

ADD / Facility	Under 65	65-74	75-84	Over 85	Unknown	Total
Richmond Place Senior Living	4	6	15	31	0	56
Signature Healthcare At Tanbark Rehab	0	2	8	15	0	25
The Breckinridge	2	2	5	7	0	16
The Legacy at the Willows	0	2	7	13	0	22
The Villa at Chevy Chase	0	0	0	0	0	0
The Willows at Fritz Farm	0	1	2	12	0	15
The Willows at Hamburg	0	2	4	19	0	25
Willows at Citation	1	1	3	16	0	21
FAYETTE County Total:	21	46	125	275	0	467
FRANKLIN						
Dominion Senior Living of Frankfort	0	1	49	0	0	50
Morning Pointe of Frankfort	1	1	12	34	0	48
The Lantern at Morning Pointe of Frankfort	1	5	17	17	0	40
FRANKLIN County Total:	2	7	78	51	0	138
HARRISON						
Cedar Ridge Health Campus	0	1	1	19	0	21
Parkside Manor	35	10	4	2	0	51
Shady Lawn Home	54	16	5	0	0	75
HARRISON County Total:	89	27	10	21	0	147
JESSAMINE						
Bridgepointe At Ashgrove Woods	0	3	8	30	0	41
Rose Terrace Lodge	18	13	6	1	0	38
Wesley Village	0	0	2	19	0	21
JESSAMINE County Total:	18	16	16	50	0	100
LINCOLN						
Waynesburg Manor	11	12	5	0	0	28
LINCOLN County Total:	11	12	5	0	0	28
MADISON						
Dominion Senior Living of Richmond	0	2	16	23	0	41
Morning Pointe of Richmond	0	0	0	0	40	40
Telford Terrace	0	0	1	7	0	8
MADISON County Total:	0	2	17	30	40	89
MERCER						
The Willows at Harrodsburg	1	1	4	14	0	20
MERCER County Total:	1	1	4	14	0	20

2020 ANNUAL KENTUCKY LONG TERM CARE UTILIZATION AND SERVICE REPORT

Table 16 - Facility Resident Age Distribution- Personal Care Beds

ADD / Facility	Under 65	65-74	75-84	Over 85	Unknown	Total
POWELL						
Stanton Nursing and Rehabilitation Center	0	0	0	0	0	0
POWELL County Total:	0	0	0	0	0	0
SCOTT						
The Meadows At Windsor Gardens	0	1	1	3	0	5
SCOTT County Total:	0	1	1	3	0	5
WOODFORD						
Taylor Manor Nursing Home	0	0	1	2	0	3
The Homeplace At Midway	0	0	3	3	0	6
WOODFORD County Total:	0	0	4	5	0	9
ADD: 15 Total	144	115	286	487	40	1,072
Statewide Total	1,401	799	1,057	1,598	40	4,895

2020 ANNUAL KENTUCKY LONG TERM CARE UTILIZATION AND SERVICE REPORT

Table 17 - Facility Resident Age Distribution- Nursing Home (CCRC) Beds

ADD / Facility	Under 65	65-74	75-84	Over 85	Unknown	Total
ADD:2						
CHRISTIAN						
Christian Health Center, Hopkinsville	0	0	0	2	0	2
CHRISTIAN County Total:	0	0	0	2	0	2
ADD: 2 Total	0	0	0	2	0	2
ADD:3						
UNION						
Breckinridge Place	0	0	1	4	0	5
UNION County Total:	0	0	1	4	0	5
ADD: 3 Total	0	0	1	4	0	5
ADD:4						
WARREN						
Christian Health Center, Bowling Green	0	0	4	13	0	17
WARREN County Total:	0	0	4	13	0	17
ADD: 4 Total	0	0	4	13	0	17
ADD:5						
MARION						
The Village of Lebanon II	0	0	0	0	0	0
MARION County Total:	0	0	0	0	0	0
ADD: 5 Total	0	0	0	0	0	0
ADD:6						
JEFFERSON						
Christian Health Center of Louisville	0	0	0	0	0	0
Episcopal Church Home	0	2	3	5	0	10
Louisville Protestant Altenheim	0	0	0	2	0	2
Nazareth Home Clifton	0	0	0	0	0	0
The Forum at Brookside	1	2	1	4	0	8
JEFFERSON County Total:	1	4	4	11	0	20
ADD: 6 Total	1	4	4	11	0	20
ADD:7						
KENTON						
Madonna Manor	0	0	0	1	0	1
KENTON County Total:	0	0	0	1	0	1
ADD: 7 Total	0	0	0	1	0	1
ADD:10						
GREENUP						

2020 ANNUAL KENTUCKY LONG TERM CARE UTILIZATION AND SERVICE REPORT

Table 17 - Facility Resident Age Distribution- Nursing Home (CCRC) Beds

ADD / Facility	Under 65	65-74	75-84	Over 85	Unknown	Total
Trinity Station Retirement Community	0	0	3	8	0	11
GREENUP County Total:	0	0	3	8	0	11
ADD: 10 Total	0	0	3	8	0	11
ADD:13						
KNOX						
Christian Health Center - Corbin	0	0	0	0	0	0
KNOX County Total:	0	0	0	0	0	0
LAUREL						
Laurel Heights Home for the Elderly	0	7	1	8	0	16
LAUREL County Total:	0	7	1	8	0	16
ADD: 13 Total	0	7	1	8	0	16
ADD:14						
PULASKI						
The Neighborhood Nursing Facility	0	1	6	4	0	11
PULASKI County Total:	0	1	6	4	0	11
ADD: 14 Total	0	1	6	4	0	11
ADD:15						
FAYETTE						
Sayre Christian Village Nursing Home	0	0	2	4	0	6
The Willows at Hamburg	0	1	3	6	0	10
FAYETTE County Total:	0	1	5	10	0	16
HARRISON						
Cedar Ridge Health Campus	0	0	0	4	0	4
HARRISON County Total:	0	0	0	4	0	4
JESSAMINE						
Wesley Village	0	0	3	28	0	31
JESSAMINE County Total:	0	0	3	28	0	31
MADISON						
Telford Terrace	0	0	0	0	0	0
MADISON County Total:	0	0	0	0	0	0
WOODFORD						
The Homeplace At Midway	0	0	3	3	0	6
WOODFORD County Total:	0	0	3	3	0	6
ADD: 15 Total	0	1	11	45	0	57
Statewide Total	1	13	30	96	0	140

2020 ANNUAL KENTUCKY LONG TERM CARE UTILIZATION AND SERVICE REPORT

Table 18 - Facility Resident Age Distribution- Nursing Home (Non-CCRC) Beds

ADD / Facility	Under 65	65-74	75-84	Over 85	Unknown	Total
ADD:3						
DAVIESS						
Hermitage Care and Rehabilitation Center	0	5	3	2	0	10
DAVIESS County Total:	0	5	3	2	0	10
WEBSTER						
Shemwell Nursing Home	0	0	3	13	0	16
WEBSTER County Total:	0	0	3	13	0	16
ADD: 3 Total	0	5	6	15	0	26
ADD:4						
WARREN						
Christian Health Center, Bowling Green	0	0	0	0	0	0
WARREN County Total:	0	0	0	0	0	0
ADD: 4 Total	0	0	0	0	0	0
ADD:5						
MARION						
The Village of Lebanon II	0	0	0	0	0	0
MARION County Total:	0	0	0	0	0	0
ADD: 5 Total	0	0	0	0	0	0
ADD:7						
KENTON						
Madonna Manor	0	0	0	0	0	0
KENTON County Total:	0	0	0	0	0	0
ADD: 7 Total	0	0	0	0	0	0
ADD:15						
BOURBON						
Bourbon Heights	0	2	12	14	0	28
BOURBON County Total:	0	2	12	14	0	28
FAYETTE						
Mayfair Manor	0	0	0	0	0	0
The Willows at Hamburg	0	0	0	1	0	1
FAYETTE County Total:	0	0	0	1	0	1
MERCER						
The Willows at Harrodsburg	0	0	0	0	0	0
MERCER County Total:	0	0	0	0	0	0
WOODFORD						
Taylor Manor Nursing Home	0	1	11	16	0	28

2020 ANNUAL KENTUCKY LONG TERM CARE UTILIZATION AND SERVICE REPORT

Table 18 - Facility Resident Age Distribution- Nursing Home (Non-CCRC) Beds

ADD / Facility	Under 65	65-74	75-84	Over 85	Unknown	Total
The Homeplace At Midway	0	0	0	0	0	0
WOODFORD County Total:	0	1	11	16	0	28
ADD: 15 Total	0	3	23	31	0	57
Statewide Total	0	8	29	46	0	83

2020 ANNUAL KENTUCKY LONG TERM CARE UTILIZATION AND SERVICE REPORT

Table 19 - Facility Resident Age Distribution- Intermediate Care Beds

ADD / Facility	Under 65	65-74	75-84	Over 85	Unknown	Total
ADD:3						
WEBSTER						
Shemwell Nursing Home	0	0	0	2	0	2
WEBSTER County Total:	0	0	0	2	0	2
ADD: 3 Total	0	0	0	2	0	2
ADD:4						
WARREN						
Christian Health Center, Bowling Green	0	0	1	1	0	2
WARREN County Total:	0	0	1	1	0	2
ADD: 4 Total	0	0	1	1	0	2
ADD:6						
JEFFERSON						
Eastern Star Home in KY	1	1	1	4	0	7
Louisville Protestant Altenheim	0	1	4	7	0	12
The Forum at Brookside	0	0	0	1	0	1
JEFFERSON County Total:	1	2	5	12	0	20
ADD: 6 Total	1	2	5	12	0	20
ADD:15						
HARRISON						
Cedar Ridge Health Campus	0	0	0	1	0	1
HARRISON County Total:	0	0	0	1	0	1
JESSAMINE						
Wesley Village	0	0	0	1	0	1
JESSAMINE County Total:	0	0	0	1	0	1
MADISON						
Telford Terrace	0	0	0	1	0	1
MADISON County Total:	0	0	0	1	0	1
WOODFORD						
Taylor Manor Nursing Home	0	0	1	6	0	7
WOODFORD County Total:	0	0	1	6	0	7
ADD: 15 Total	0	0	1	9	0	10
Statewide Total	1	2	7	24	0	34

2020 ANNUAL KENTUCKY LONG TERM CARE UTILIZATION AND SERVICE REPORT

Table 19 - Facility Resident Age Distribution- Intermediate Care Beds

ADD / Facility	Under 65	65-74	75-84	Over 85	Unknown	Total
ADD:3						
WEBSTER						
Shemwell Nursing Home	0	0	0	2	0	2
WEBSTER County Total:	0	0	0	2	0	2
ADD: 3 Total	0	0	0	2	0	2
ADD:4						
WARREN						
Christian Health Center, Bowling Green	0	0	1	1	0	2
WARREN County Total:	0	0	1	1	0	2
ADD: 4 Total	0	0	1	1	0	2
ADD:6						
JEFFERSON						
Eastern Star Home in KY	1	1	1	4	0	7
Louisville Protestant Altenheim	0	1	4	7	0	12
The Forum at Brookside	0	0	0	1	0	1
JEFFERSON County Total:	1	2	5	12	0	20
ADD: 6 Total	1	2	5	12	0	20
ADD:15						
HARRISON						
Cedar Ridge Health Campus	0	0	0	1	0	1
HARRISON County Total:	0	0	0	1	0	1
JESSAMINE						
Wesley Village	0	0	0	1	0	1
JESSAMINE County Total:	0	0	0	1	0	1
MADISON						
Telford Terrace	0	0	0	1	0	1
MADISON County Total:	0	0	0	1	0	1
WOODFORD						
Taylor Manor Nursing Home	0	0	1	6	0	7
WOODFORD County Total:	0	0	1	6	0	7
ADD: 15 Total	0	0	1	9	0	10
Statewide Total	1	2	7	24	0	34

2020 ANNUAL KENTUCKY LONG TERM CARE UTILIZATION AND SERVICE REPORT

Table 20 - Facility Resident Age Distribution- Alzheimer Facility Beds

ADD / Facility	Under 65	65-74	75-84	Over 85	Unknown	Total
ADD:3						
DAVIESS						
Wellington Parc of Owensboro	0	3	14	35	0	52
DAVIESS County Total:	0	3	14	35	0	52
ADD: 3 Total	0	3	14	35	0	52
ADD:4						
WARREN						
Magnolia Village	1	4	17	27	0	49
WARREN County Total:	1	4	17	27	0	49
ADD: 4 Total	1	4	17	27	0	49
Statewide Total	1	7	31	62	0	101

2020 ANNUAL KENTUCKY LONG TERM CARE UTILIZATION AND SERVICE REPORT

Table 21 - Facility Resident Age Distribution- ICF/IID Beds

ADD / Facility	Under 65	65-74	75-84	Over 85	Unknown	Total
ADD:2						
CHRISTIAN						
Outwood ICF/IID	26	3	2	0	0	31
CHRISTIAN County Total:	26	3	2	0	0	31
ADD: 2 Total	26	3	2	0	0	31
ADD:3						
DAVISS						
Wendell Fosters Campus for Developmental Disabilit	55	6	2	0	0	63
DAVISS County Total:	55	6	2	0	0	63
ADD: 3 Total	55	6	2	0	0	63
ADD:6						
BULLITT						
Meadows ICF/IID	6	2	0	0	0	8
BULLITT County Total:	6	2	0	0	0	8
HENRY						
Cedar Lake Lodge Park Place I	5	2	1	0	0	8
Cedar Lake Lodge Park Place II	6	1	1	0	0	8
HENRY County Total:	11	3	2	0	0	16
JEFFERSON						
Bingham Gardens	19	1	0	0	0	20
Del Maria ICF/IID	6	1	1	0	0	8
Hazelwood Center	48	7	1	0	0	56
JEFFERSON County Total:	73	9	2	0	0	84
OLDHAM						
Cedar Lake Lodge	53	7	2	0	0	62
Cedar Lake Lodge Sycamore Run I	3	1	0	0	0	4
Cedar Lake Lodge Sycamore Run II	4	0	0	0	0	4
Windsong ICF/IID	5	3	0	0	0	8
OLDHAM County Total:	65	11	2	0	0	78
ADD: 6 Total	155	25	6	0	0	186
ADD:14						
PULASKI						
Oakwood ICF/IID Unit 1	33	8	3	0	0	44
Oakwood ICF/IID Unit 2	23	0	0	0	0	23
Oakwood ICF/IID Unit 3	18	0	0	0	0	18

2020 ANNUAL KENTUCKY LONG TERM CARE UTILIZATION AND SERVICE REPORT

Table 21 - Facility Resident Age Distribution- ICF/IID Beds

ADD / Facility	Under 65	65-74	75-84	Over 85	Unknown	Total
Oakwood ICF/IID Unit 4	17	3	0	0	0	20
PULASKI County Total:	91	11	3	0	0	105
ADD: 14 Total	91	11	3	0	0	105
Statewide Total	327	45	13	0	0	385

KENTUCKY ANNUAL LONG-TERM CARE SERVICES REPORT



KENTUCKY CABINET FOR
HEALTH AND FAMILY SERVICES

PATIENT DEATH
DISTRIBUTION
DATA

2020 ANNUAL KENTUCKY LONG TERM CARE UTILIZATION AND SERVICE REPORT

Table 22 - Facility Resident Death Distribution - Nursing Facility Beds

ADD / Facility	Under 65	65-74	75-84	Over 85	Unknown	Total
ADD:1						
BALLARD						
Life Care Center of LaCenter	0	2	2	13	0	17
BALLARD County Total:	0	2	2	13	0	17
CALLOWAY						
Spring Creek Health Care	3	1	17	26	0	47
CALLOWAY County Total:	3	1	17	26	0	47
CARLISLE						
Countryside Center	2	3	6	11	0	22
CARLISLE County Total:	2	3	6	11	0	22
FULTON						
Fulton Nursing and Rehab	4	4	2	6	0	16
FULTON County Total:	4	4	2	6	0	16
GRAVES						
Green Acres Health Care	0	0	0	1	0	1
Mayfield Health and Rehabilitation	2	4	5	14	0	25
Mills Nursing and Rehabilitation	2	5	11	6	0	24
GRAVES County Total:	4	9	16	21	0	50
HICKMAN						
Clinton Hickman County Nursing Facility	0	1	2	15	0	18
Clinton Place	6	9	12	9	0	36
HICKMAN County Total:	6	10	14	24	0	54
MARSHALL						
Calvert City Convalescent Center	0	2	16	22	0	40
Lake Way Nursing and Rehabilitation Center	1	5	19	18	0	43
Oakview Nursing and Rehabilitation Center	0	5	14	19	0	38
MARSHALL County Total:	1	12	49	59	0	121
MCCRACKEN						
Baptist Health Paducah	0	0	0	0	0	0
Parkview Nursing and Rehabilitation Center (Paducah)	0	4	8	28	0	40
Providence Pointe Healthcare	0	0	0	0	30	30
River Haven Nursing and Rehab	2	4	6	6	0	18
Stonecreek Health and Rehab	3	6	13	9	0	31

Table 22 - Facility Resident Death Distribution - Nursing Facility Beds

ADD / Facility	Under 65	65-74	75-84	Over 85	Unknown	Total
MCCRACKEN County Total:	5	14	27	43	30	119
ADD: 1 Total	25	55	133	203	30	446
ADD:2						
CALDWELL						
Princeton Health and Rehab Center	2	9	20	34	0	65
CALDWELL County Total:	2	9	20	34	0	65
CHRISTIAN						
Bradford Heights Health and Rehab Center	5	4	2	6	0	17
Christian Health Center, Hopkinsville	0	4	5	25	0	34
Christian Heights Nursing and Rehabilitation Center	5	3	4	1	0	13
Covington Convalescent Center	0	0	8	27	0	35
Western State Nursing Facility	1	4	2	5	0	12
CHRISTIAN County Total:	11	15	21	64	0	111
CRITTENDEN						
Crittenden County Health and Rehabilitation Center	3	6	14	10	0	33
CRITTENDEN County Total:	3	6	14	10	0	33
HOPKINS						
Baptist Health Madisonville	0	0	0	0	0	0
Brighton Cornerstone Health Care	1	2	8	9	0	20
Dawson Springs Health And Rehab Ctr	4	3	6	2	0	15
Hillside Center	1	2	4	3	0	10
Joseph Eddie Ballard Western Kentucky Veterans Ctr	0	1	5	18	0	24
Madisonville Health and Rehabilitation	6	8	15	23	0	52
Ridgewood Terrace Nursing Home	0	7	19	18	0	44
Tradewater Pointe	1	1	4	7	0	13
HOPKINS County Total:	13	24	61	80	0	178
LIVINGSTON						
Salem Springlake Health and Rehabilitation Center	2	5	6	16	0	29
LIVINGSTON County Total:	2	5	6	16	0	29
LYON						
Christian Care Center of Kuttawa	2	2	3	0	0	7
River's Bend Retirement Community	1	3	2	6	0	12

Table 22 - Facility Resident Death Distribution - Nursing Facility Beds

ADD / Facility	Under 65	65-74	75-84	Over 85	Unknown	Total
MUHLENBERG						
Greenville Nursing and Rehabilitation	0	5	4	19	0	28
Maple Health and Rehabilitation	0	6	2	13	0	21
Owensboro Health Muhlenberg Community Hospital Long Term Care	0	2	7	11	0	20
MUHLENBERG County Total:	0	13	13	43	0	69
TODD						
Hearthstone Place	3	3	8	11	0	25
TODD County Total:	3	3	8	11	0	25
TRIGG						
Shady Lawn Nursing and Rehabilitation Center	3	1	3	12	0	19
TRIGG County Total:	3	1	3	12	0	19
ADD: 2 Total	40	81	151	276	0	548
ADD:3						
DAVISS						
Carmel Home	0	0	2	18	0	20
Hermitage Care and Rehabilitation Center	2	6	10	18	0	36
Owensboro Center	4	5	7	12	0	28
Signature Healthcare at Hillcrest	0	2	50	4	0	56
The Transitional Care Center of Owensboro	0	0	2	1	0	3
Twin Rivers Nursing and Rehab Center	9	10	10	7	0	36
Wellington Parc of Owensboro	0	1	1	3	0	5
DAVISS County Total:	15	24	82	63	0	184
HANCOCK						
Heartland Villa Center	0	1	4	11	0	16
HANCOCK County Total:	0	1	4	11	0	16
HENDERSON						
Henderson Nursing and Rehabilitation Center	1	0	8	7	0	16
Redbanks	4	9	21	39	0	73
HENDERSON County Total:	5	9	29	46	0	89
MCLEAN						
Riverside Care and Rehab Ctr	1	8	7	24	0	40
MCLEAN County Total:	1	8	7	24	0	40
OHIO						
Beaver Dam Nursing and Rehab Center	2	2	5	8	0	17

Table 22 - Facility Resident Death Distribution - Nursing Facility Beds

ADD / Facility	Under 65	65-74	75-84	Over 85	Unknown	Total
Signature Healthcare of Hartford Rehab and Wellnes	2	2	6	22	0	32
OHIO County Total:	5	8	22	34	0	69
UNION						
Breckinridge Place	0	0	0	2	0	2
Morganfield Nursing and Rehabilitation Center	2	5	8	7	0	22
UNION County Total:	2	5	8	9	0	24
WEBSTER						
Redbanks Colonial Terrace	0	4	9	10	0	23
WEBSTER County Total:	0	4	9	10	0	23
ADD: 3 Total	28	59	161	197	0	445
ADD:4						
ALLEN						
Cal Turner Rehab and Specialty Care	6	8	18	17	0	49
ALLEN County Total:	6	8	18	17	0	49
BARREN						
Barren County Nursing and Rehab	3	4	8	25	0	40
Glasgow State Nursing Facility	2	4	8	2	0	16
Glenview Health Care Facility	2	4	10	10	0	26
NHC HealthCare, Glasgow	5	6	31	43	0	85
Signature Healthcare of Glasgow	4	3	10	11	0	28
T J Samson Community Hospital Skilled Nursing Unit	0	0	1	0	0	1
BARREN County Total:	16	21	68	91	0	196
BUTLER						
Morgantown Care and Rehabilitation Center	0	6	21	19	0	46
BUTLER County Total:	0	6	21	19	0	46
EDMONSON						
Edmonson Center	1	5	8	12	0	26
EDMONSON County Total:	1	5	8	12	0	26
HART						
Signature Healthcare of Hart County	4	4	11	24	0	43
HART County Total:	4	4	11	24	0	43
LOGAN						
Auburn Health Care	1	3	4	7	0	15

Table 22 - Facility Resident Death Distribution - Nursing Facility Beds

ADD / Facility	Under 65	65-74	75-84	Over 85	Unknown	Total
LOGAN County Total:	4	11	28	41	0	84
METCALFE						
Metcalfe Health Care Center	1	4	7	10	0	22
METCALFE County Total:	1	4	7	10	0	22
MONROE						
Signature HealthCare of Monroe County Rehab	1	2	8	13	0	24
MONROE County Total:	1	2	8	13	0	24
SIMPSON						
Franklin-Simpson Nursing and Rehabilitation	3	6	7	6	0	22
SIMPSON County Total:	3	6	7	6	0	22
WARREN						
Bowling Green Nursing and Rehabilitation	0	2	15	8	0	25
Christian Health Center, Bowling Green	0	0	2	2	0	4
Colonial Center	0	0	1	3	0	4
Greenwood Nursing and Rehabilitation	8	3	12	19	0	42
Hopkins Center	1	2	5	18	0	26
Signature Healthcare Bowling Green	0	7	14	27	0	48
WARREN County Total:	9	14	49	77	0	149
ADD: 4 Total	45	81	225	310	0	661
ADD:5						
BRECKINRIDGE						
Breckinridge Memorial Nursing Facility	0	0	1	10	0	11
Hardinsburg Nursing and Rehabilitation	0	2	7	15	0	24
BRECKINRIDGE County Total:	0	2	8	25	0	35
GRAYSON						
Grayson Nursing and Rehabilitation	0	2	13	16	0	31
Spring View Health and Rehab Center	2	5	11	13	0	31
GRAYSON County Total:	2	7	24	29	0	62
HARDIN						
Elizabethtown Nursing and Rehab	1	7	9	10	0	27
Helmwood Healthcare Center	2	1	10	31	0	44
Kensington Center	5	6	8	11	0	30
Nursing Facility of Hardin Memorial Hospital	0	0	0	2	0	2
Radcliff Veterans Center	1	4	4	15	0	24

Table 22 - Facility Resident Death Distribution - Nursing Facility Beds

ADD / Facility	Under 65	65-74	75-84	Over 85	Unknown	Total
Signature Healthcare of Elizabethtown	4	9	9	11	0	33
HARDIN County Total:	19	42	54	120	0	235
LARUE						
Sunrise Manor Nursing Home	5	5	14	27	0	51
LARUE County Total:	5	5	14	27	0	51
MARION						
Cedars Of Lebanon Nursing Center	0	3	4	7	0	14
Loretto Motherhouse Infirmary	0	0	7	14	0	21
The Village of Lebanon II	0	0	0	5	0	5
Village of Lebanon II	0	0	1	6	0	7
MARION County Total:	0	3	12	32	0	47
MEADE						
Brandenburg Nursing and Rehabilitation	2	5	4	9	0	20
MEADE County Total:	2	5	4	9	0	20
NELSON						
Flaget Memorial Hospital NF	0	0	0	0	0	0
Landmark of Bardstown Rehab and Nursing	3	2	5	4	0	14
Signature Healthcare At Colonial Rehab	1	4	5	6	0	16
NELSON County Total:	4	6	10	10	0	30
WASHINGTON						
Sansbury Care Center	0	0	8	15	0	23
Springfield Nursing and Rehabilitation Center	0	3	5	8	0	16
WASHINGTON County Total:	0	3	13	23	0	39
ADD: 5 Total	32	73	139	275	0	519
ADD:6						
BULLITT						
Bedrock HC at Green Meadows	0	4	14	15	0	33
Sanders Ridge Health Campus	0	0	0	2	0	2
BULLITT County Total:	0	4	14	17	0	35
HENRY						
New Castle Nursing and Rehab	1	2	5	6	0	14
HENRY County Total:	1	2	5	6	0	14
JEFFERSON						
Cherokee Park Rehabilitation	5	7	6	13	0	31
Christian Health Center of Louisville	2	7	16	11	0	36
Clifton Oaks Care Center	4	3	5	2	0	14

Table 22 - Facility Resident Death Distribution - Nursing Facility Beds

ADD / Facility	Under 65	65-74	75-84	Over 85	Unknown	Total
Essex Nursing and Rehabilitation Center	1	4	11	23	0	39
Forest Springs Health Campus	0	0	7	23	0	30
Franciscan Health Care Center	0	1	5	18	0	24
Glen Ridge Health Campus	0	3	6	13	0	22
Highlands Nursing and Rehabilitation Center	2	8	5	5	0	20
Hillcreek Rehabilitation and Care	7	4	8	15	0	34
Home of the Innocents	1	0	0	0	0	1
Jeffersontown Rehabilitation	0	14	11	8	0	33
Kindred Hospital - Louisville	0	4	2	1	0	7
Klondike Center	2	2	3	4	0	11
Landmark of Iroquois Park and Nursing Center	3	11	6	28	0	48
Landmark of Louisville Rehab and Nursing	3	8	12	24	0	47
Landmark of River City Rehabilitation and Nursing	1	5	3	8	0	17
Little Sisters of the Poor	0	0	2	11	0	13
Lyndon Woods Care and Rehabilitation	1	1	4	5	0	11
Masonic Home of Louisville	0	8	35	50	0	93
Nazareth Home	0	3	23	67	0	93
Nazareth Home Clifton	0	2	10	40	0	52
Park Terrace Health Campus	0	4	5	26	0	35
Providence Louisville East Post Acute	2	11	21	29	0	63
Regency Center	0	3	3	5	0	11
Regis Woods	0	10	18	1	0	29
Rivers Edge Nursing and Rehabilitation Center	3	3	6	6	0	18
Seneca Place	1	6	7	17	0	31
Signature Healthcare At Jefferson Manor Rehab	4	5	21	29	0	59
Signature Healthcare at Jefferson Place Rehab	1	4	6	23	0	34
Signature Healthcare At Rockford Rehab	7	10	7	7	0	31
Signature Healthcare at St Mary Elizabeth Hosp	0	4	1	1	0	6
Signature Healthcare of East Louisville	10	9	14	17	0	50
Signature Healthcare of South Louisville	2	8	11	18	0	39

Table 22 - Facility Resident Death Distribution - Nursing Facility Beds

ADD / Facility	Under 65	65-74	75-84	Over 85	Unknown	Total
St Matthews Care Center	8	2	4	4	0	18
Summerfield Rehab and Wellness	3	11	7	19	0	40
Sycamore Heights Health and Rehab	3	3	11	12	0	29
The Forum at Brookside	0	0	3	9	0	12
Treyton Oaks Towers	0	3	2	30	0	35
Valhalla Post Acute	2	4	11	23	0	40
Wesley Manor	0	0	2	6	0	8
Westminster Terrace	3	4	18	29	0	54
Westport Place Health Campus	0	3	2	10	0	15
JEFFERSON County Total:	82	202	383	747	0	1,414
OLDHAM						
Baptist Health La Grange	0	0	0	4	0	4
Richwood Nursing and Rehab	3	6	12	14	0	35
OLDHAM County Total:	3	6	12	18	0	39
SHELBY						
Crestview Center	2	0	6	10	0	18
Masonic Home of Shelbyville	3	6	17	27	0	53
SHELBY County Total:	5	6	23	37	0	71
SPENCER						
Signature Healthcare of Spencer County	2	3	9	25	0	39
SPENCER County Total:	2	3	9	25	0	39
TRIMBLE						
Bedford Springs Health and Rehabilitation	2	2	5	8	0	17
TRIMBLE County Total:	2	2	5	8	0	17
ADD: 6 Total	95	225	451	858	0	1,629
ADD:7						
BOONE						
Boonespring Transitional Care Center	1	11	21	33	0	66
Bridgepoint Care and Rehabilitation Center	3	7	4	9	0	23
Florence Park Care Center	5	6	17	30	0	58
St Elizabeth Florence SNF	0	0	0	1	0	1
BOONE County Total:	9	24	42	73	0	148
CAMPBELL						
Carmel Manor	0	3	5	31	0	39
Coldspring Transitional Care Center	0	11	26	38	0	75
Highlandspring of Ft Thomas	2	4	24	33	0	63

Table 22 - Facility Resident Death Distribution - Nursing Facility Beds

ADD / Facility	Under 65	65-74	75-84	Over 85	Unknown	Total
The Seasons at Alexandria	1	2	3	18	0	24
CAMPBELL County Total:	3	20	59	123	0	205
CARROLL						
Signature Healthcare of Carrollton Rehab	1	6	7	6	0	20
CARROLL County Total:	1	6	7	6	0	20
GALLATIN						
Gallatin Nursing and Rehab	2	3	15	20	0	40
GALLATIN County Total:	2	3	15	20	0	40
GRANT						
Grant Center	1	5	4	7	0	17
GRANT County Total:	1	5	4	7	0	17
KENTON						
Emerald Trace	0	2	4	9	0	15
Madonna Manor	0	3	5	17	0	25
Rosedale Green	0	7	13	42	0	62
The Pavilion at Kenton	2	3	0	6	0	11
Village Care Center	1	0	5	30	0	36
Villaspring of Erlanger	6	10	14	21	0	51
Woodcrest Nursing and Rehabilitation Center	6	11	4	23	0	44
KENTON County Total:	15	36	45	148	0	244
OWEN						
Owenton Center	2	6	4	13	0	25
OWEN County Total:	2	6	4	13	0	25
PENDLETON						
River Valley Nursing Home	1	3	10	16	0	30
PENDLETON County Total:	1	3	10	16	0	30
ADD: 7 Total	34	103	186	406	0	729
ADD:8						
BRACKEN						
Bracken County Nursing and Rehabilitation Center	0	1	1	2	0	4
BRACKEN County Total:	0	1	1	2	0	4
FLEMING						
Pioneer Trace Nursing Home	0	3	5	18	0	26
FLEMING County Total:	0	3	5	18	0	26
LEWIS						
Vanceburg Rehabilitation and Care	1	4	6	2	0	13

Table 22 - Facility Resident Death Distribution - Nursing Facility Beds

ADD / Facility	Under 65	65-74	75-84	Over 85	Unknown	Total
LEWIS County Total:	1	4	6	2	0	13
MASON						
Maysville Nursing and Rehabilitation Facility	5	8	7	19	0	39
MASON County Total:	5	8	7	19	0	39
ROBERTSON						
Robertson County Health Care Facility	0	1	5	18	0	24
ROBERTSON County Total:	0	1	5	18	0	24
ADD: 8 Total	6	17	24	59	0	106
ADD:9						
BATH						
Ridgeway Nursing and Rehabilitation	2	5	15	24	0	46
BATH County Total:	2	5	15	24	0	46
MENIFEE						
Edgewood Estates	0	1	9	7	0	17
MENIFEE County Total:	0	1	9	7	0	17
MONTGOMERY						
Windsor Care Center	1	5	10	28	0	44
MONTGOMERY County Total:	1	5	10	28	0	44
MORGAN						
West Liberty Nursing and Rehabilitation Center	0	1	2	3	0	6
MORGAN County Total:	0	1	2	3	0	6
ROWAN						
Life Care Center of Morehead	4	2	6	7	0	19
St Claire Medical Center TCU	0	3	3	4	0	10
ROWAN County Total:	4	5	9	11	0	29
ADD: 9 Total	7	17	45	73	0	142
ADD:10						
BOYD						
Boyd Nursing and Rehabilitation Center	0	9	12	7	0	28
Kings Daughters Medical Center	0	0	0	0	0	0
Kingsbrook Lifecare Center	1	6	9	28	0	44
Woodland Oaks	1	2	19	32	0	54
BOYD County Total:	2	17	40	67	0	126
CARTER						
Carter Nursing and Rehabilitation Center	1	4	6	14	0	25

Table 22 - Facility Resident Death Distribution - Nursing Facility Beds

ADD / Facility	Under 65	65-74	75-84	Over 85	Unknown	Total
ELLIOTT						
Elliott Nursing and Rehabilitation Center	7	3	6	14	0	30
ELLIOTT County Total:	7	3	6	14	0	30
GREENUP						
Oakmont Manor	1	2	7	6	0	16
South Shore Nursing and Rehabilitation Center	3	3	4	3	0	13
Wurtland Nursing and Rehabilitation Center	4	3	4	7	0	18
GREENUP County Total:	8	8	15	16	0	47
LAWRENCE						
The Jordan Center	3	4	6	8	0	21
LAWRENCE County Total:	3	4	6	8	0	21
ADD: 10 Total	21	36	73	119	0	249
ADD:11						
FLOYD						
Highlands ARH Regional Medical Center (Prestonsburg)	0	0	0	0	0	0
Prestonsburg Health Care Center	0	3	6	20	0	29
Riverview Health Care Center	0	5	10	31	0	46
FLOYD County Total:	0	8	16	51	0	75
JOHNSON						
Mountain Manor of Paintsville	1	1	8	6	0	16
JOHNSON County Total:	1	1	8	6	0	16
MAGOFFIN						
Salyersville Nursing and Rehabilitation Center	8	5	14	4	0	31
MAGOFFIN County Total:	8	5	14	4	0	31
MARTIN						
Martin County Health Care Facility	1	4	6	9	0	20
MARTIN County Total:	1	4	6	9	0	20
PIKE						
Good Shepherd Community Nursing Center	5	11	11	8	0	35
Landmark of Elkhorn City Rehabilitation	1	2	7	4	0	14
Parkview Nursing and Rehabilitation Center (Pikeville)	9	13	26	22	0	70
Pikeville Nursing and Rehab Center	3	7	7	15	0	32

Table 22 - Facility Resident Death Distribution - Nursing Facility Beds

ADD / Facility	Under 65	65-74	75-84	Over 85	Unknown	Total
PIKE County Total:	18	34	53	53	0	158
ADD: 11 Total	28	52	97	123	0	300
ADD:12						
BREATHITT						
Nim Henson Geriatric Center	2	6	4	3	0	15
BREATHITT County Total:	2	6	4	3	0	15
KNOTT						
Knott County Health and Rehabilitation Center	0	1	3	5	0	9
KNOTT County Total:	0	1	3	5	0	9
LEE						
Lee County Care and Rehabilitation Center	4	17	8	4	0	33
LEE County Total:	4	17	8	4	0	33
LESLIE						
Hyden Health and Rehabilitation Center	0	0	3	3	0	6
LESLIE County Total:	0	0	3	3	0	6
LETCHER						
Letcher Manor	0	1	4	5	0	10
LETCHER County Total:	0	1	4	5	0	10
OWSLEY						
Owsley County Health Care Center	4	6	7	12	0	29
OWSLEY County Total:	4	6	7	12	0	29
PERRY						
Hazard Health and Rehabilitation Center	7	6	24	17	0	54
Paul E Patton Eastern Ky Veterans Center	0	6	9	12	0	27
PERRY County Total:	7	12	33	29	0	81
WOLFE						
Wolfe County Health and Rehabilitation Center	2	2	4	12	0	20
WOLFE County Total:	2	2	4	12	0	20
ADD: 12 Total	19	45	66	73	0	203
ADD:13						
BELL						
Middlesboro Nursing and Rehab	2	3	15	20	0	40
Mountain View Nursing and Rehab Ctr	1	8	5	5	0	19
BELL County Total:	3	11	20	25	0	59

Table 22 - Facility Resident Death Distribution - Nursing Facility Beds

ADD / Facility	Under 65	65-74	75-84	Over 85	Unknown	Total
CLAY						
Landmark of Laurel Creek Rehab and Nursing	2	2	7	6	0	17
CLAY County Total:	2	2	7	6	0	17
HARLAN						
Harlan Health and Rehabilitation Center	1	5	13	23	0	42
Tri-Cities Nursing and Rehabilitation Center	2	4	17	13	0	36
HARLAN County Total:	3	9	30	36	0	78
JACKSON						
Signature HealthCare at Jackson Manor	3	9	8	17	0	37
JACKSON County Total:	3	9	8	17	0	37
KNOX						
Barbourville Health and Rehabilitation Center	4	7	13	24	0	48
Christian Health Center - Corbin	2	4	5	13	0	24
KNOX County Total:	6	11	18	37	0	72
LAUREL						
Hillcrest Health and Rehabilitation Center	9	8	27	11	0	55
Laurel Heights Home for the Elderly	1	4	21	44	0	70
LAUREL County Total:	10	12	48	55	0	125
ROCKCASTLE						
Rockcastle Health and Rehabilitation Center	4	9	8	20	0	41
Rockcastle Regional Hospital and Respiratory Care	16	22	15	2	0	55
ROCKCASTLE County Total:	20	31	23	22	0	96
WHITLEY						
Corbin Health and Rehabilitation Center	2	5	9	14	0	30
The Heritage	0	5	5	12	0	22
Williamsburg Health and Rehabilitation Center	2	2	13	26	0	43
WHITLEY County Total:	4	12	27	52	0	95
ADD: 13 Total	51	97	181	250	0	579
ADD:14						
ADAIR						
Signature Healthcare At Summit Manor Rehab	3	2	13	20	0	38

Table 22 - Facility Resident Death Distribution - Nursing Facility Beds

ADD / Facility	Under 65	65-74	75-84	Over 85	Unknown	Total
ADAIR County Total:	3	2	13	20	0	38
CASEY						
Liberty Care and Rehabilitation Center	2	8	10	13	0	33
CASEY County Total:	2	8	10	13	0	33
CLINTON						
Clinton County Care and Rehabilitation Center	0	0	1	11	0	12
CLINTON County Total:	0	0	1	11	0	12
CUMBERLAND						
Cumberland Valley Manor	2	1	8	14	0	25
CUMBERLAND County Total:	2	1	8	14	0	25
GREEN						
Green Hill Rehabilitation and Care	1	8	9	21	0	39
McDowell Skilled Nursing Facility	0	0	0	0	0	0
GREEN County Total:	1	8	9	21	0	39
MCCREARY						
Signature Healthcare of McCreary County Rehab	1	1	5	3	0	10
MCCREARY County Total:	1	1	5	3	0	10
PULASKI						
Cumberland Nursing and Rehabilitation Center	2	6	11	13	0	32
Lake Cumberland Regional Hospital	0	0	1	0	0	1
Somerset Nursing and Rehabilitation Facility	0	3	13	47	0	63
Somerwoods Nursing and Rehabilitation	4	5	2	16	0	27
PULASKI County Total:	6	14	27	76	0	123
RUSSELL						
Fair Oaks Health Systems	2	4	12	31	0	49
RUSSELL County Total:	2	4	12	31	0	49
TAYLOR						
Campbellsville Nursing and Rehabilitation	0	0	12	18	0	30
The Grandview Nursing and Rehabilitation Facility	1	2	8	21	0	32
TAYLOR County Total:	1	2	20	39	0	62
WAYNE						
Hicks Golden Years Nursing Home	5	2	9	5	0	21

Table 22 - Facility Resident Death Distribution - Nursing Facility Beds

ADD / Facility	Under 65	65-74	75-84	Over 85	Unknown	Total
WAYNE County Total:	5	2	9	5	0	21
ADD: 14 Total	23	42	114	233	0	412
ADD:15						
ANDERSON						
Signature Healthcare at Heritage Hall Rehab	1	1	8	22	0	32
ANDERSON County Total:	1	1	8	22	0	32
BOURBON						
Bourbon Heights	2	1	6	5	0	14
BOURBON County Total:	2	1	6	5	0	14
BOYLE						
Danville Center For Health	2	4	11	18	0	35
Landmark of Danville Rehabilitation	0	7	9	21	0	37
BOYLE County Total:	2	11	20	39	0	72
CLARK						
Clark Regional Medical Center Transitional Care Unit	1	0	0	6	0	7
Fountain Circle Care and Rehab Ctr	2	12	16	19	0	49
CLARK County Total:	3	12	16	25	0	56
ESTILL						
Irvine Nursing and Rehabilitation	2	2	5	15	0	24
ESTILL County Total:	2	2	5	15	0	24
FAYETTE						
Bluegrass Care and Rehabilitation Center	3	6	10	12	0	31
Cambridge Place	4	10	13	13	0	40
Cardinal Hill Rehab Unit	0	1	0	1	0	2
Homestead Post Acute	0	5	12	11	0	28
Lexington Country Place	0	5	10	31	0	46
Lexington Premier Nursing & Rehab, LLC	1	2	9	23	0	35
Mayfair Manor	1	5	8	10	0	24
Northpoint Lexington Healthcare Center	5	6	12	31	0	54
Pine Meadows Post Acute	0	3	6	17	0	26
Sayre Christian Village Nursing Home	0	4	11	49	0	64
Signature Healthcare At Tanbark Rehab	0	0	1	2	0	3
The Willows at Fritz Farm	0	0	3	19	0	22
The Willows at Hamburg	0	0	2	19	0	21

Table 22 - Facility Resident Death Distribution - Nursing Facility Beds

ADD / Facility	Under 65	65-74	75-84	Over 85	Unknown	Total
Willows at Citation	0	0	5	24	0	29
FAYETTE County Total:	14	47	102	262	0	425
FRANKLIN						
Bradford Square Center	1	9	6	18	0	34
Frankfort Rehab and Care	4	1	3	6	0	14
FRANKLIN County Total:	5	10	9	24	0	48
GARRARD						
Landmark of Lancaster Rehabilitation and Nursing	3	4	12	20	0	39
GARRARD County Total:	3	4	12	20	0	39
HARRISON						
Cedar Ridge Health Campus	0	0	5	10	0	15
Edgemont Healthcare	4	3	9	3	0	19
Grand Haven Nursing Home	6	3	6	4	0	19
HARRISON County Total:	10	6	20	17	0	53
JESSAMINE						
Nicholasville Nursing and Rehabilitation	0	0	0	5	0	5
Thomson Hood Veterans Center	2	11	10	56	0	79
JESSAMINE County Total:	2	11	10	61	0	84
LINCOLN						
Stanford Care and Rehab	9	13	19	34	0	75
LINCOLN County Total:	9	13	19	34	0	75
MADISON						
Berea Health and Rehabilitation	1	2	11	16	0	30
Kenwood Health and Rehabilitation Center	4	4	13	25	0	46
Madison Health and Rehabilitation Center	4	3	10	15	0	32
Telford Terrace	0	0	1	6	0	7
The Terrace Nursing and Rehabilitation	0	6	8	26	0	40
MADISON County Total:	9	15	43	88	0	155
MERCER						
Harrodsburg Health and Rehab Ctr	4	6	14	24	0	48
The Willows at Harrodsburg	0	0	10	24	0	34
MERCER County Total:	4	6	24	48	0	82
NICHOLAS						
Johnson Mathers Nursing Home	2	5	5	13	0	25

Table 22 - Facility Resident Death Distribution - Nursing Facility Beds

ADD / Facility	Under 65	65-74	75-84	Over 85	Unknown	Total
NICHOLAS County Total:	2	5	5	13	0	25
POWELL						
Stanton Nursing and Rehabilitation Center	4	5	2	5	0	16
POWELL County Total:	4	5	2	5	0	16
SCOTT						
Harborview Dover	0	2	18	21	0	41
Signature Healthcare of Georgetown	2	1	5	8	0	16
SCOTT County Total:	2	3	23	29	0	57
WOODFORD						
The Homeplace At Midway	0	1	3	9	0	13
WOODFORD County Total:	0	1	3	9	0	13
ADD: 15 Total	74	153	327	716	0	1,270
Statewide Total	528	1,136	2,373	4,171	30	8,238

2020 ANNUAL KENTUCKY LONG TERM CARE UTILIZATION AND SERVICE REPORT

Table 23 - Facility Resident Death Distribution- Personal Care Beds

ADD / Facility	Under 65	65-74	75-84	Over 85	Unknown	Total
ADD:1						
CALLOWAY						
Fern Terrace of Murray	0	0	0	0	0	0
Gardens At Hickory Woods	0	0	0	0	0	0
CALLOWAY County Total:	0	0	0	0	0	0
CARLISLE						
Countryside Center	0	0	0	0	0	0
CARLISLE County Total:	0	0	0	0	0	0
GRAVES						
Fern Terrace of Mayfield	1	0	0	0	0	1
GRAVES County Total:	1	0	0	0	0	1
HICKMAN						
Clinton Hickman County Nursing Facility	0	0	0	0	0	0
Clinton Place	0	0	0	1	0	1
HICKMAN County Total:	0	0	0	1	0	1
MCCRACKEN						
Gaither Suites at West Park	0	0	1	2	0	3
MCCRACKEN County Total:	0	0	1	2	0	3
ADD: 1 Total	1	0	1	3	0	5
ADD:2						
CALDWELL						
Highland Homes, Inc.	0	0	0	0	0	0
CALDWELL County Total:	0	0	0	0	0	0
CHRISTIAN						
Christian County Manor	0	0	0	0	0	0
Christian Health Center, Hopkinsville	0	0	0	0	0	0
Pennyrile Home	0	0	0	0	0	0
CHRISTIAN County Total:	0	0	0	0	0	0
CRITTENDEN						
Crittenden County Health and Rehabilitation Center	0	0	0	0	0	0
CRITTENDEN County Total:	0	0	0	0	0	0
HOPKINS						
The Homestead	2	1	0	0	0	3
The Oaks PCH/Madisonville	1	0	0	0	0	1
HOPKINS County Total:	3	1	0	0	0	4

Table 23 - Facility Resident Death Distribution- Personal Care Beds

ADD / Facility	Under 65	65-74	75-84	Over 85	Unknown	Total
MUHLENBERG						
Greenville Nursing and Rehabilitation	0	0	0	0	0	0
Sparks Nursing Center	0	1	0	2	0	3
MUHLENBERG County Total:	0	1	0	2	0	3
TRIGG						
Better Senior Living	0	0	1	1	0	2
TRIGG County Total:	0	0	1	1	0	2
ADD: 2 Total	3	2	1	3	0	9
ADD:3						
DAVISS						
Carmel Home	0	0	0	3	0	3
Davco Rest Home	0	0	0	0	0	0
Fern Terrace of Owensboro	0	0	0	1	0	1
Owensboro Center	0	0	0	0	0	0
Rosedale Rest Home	0	0	0	0	0	0
DAVISS County Total:	0	0	0	4	0	4
HANCOCK						
The Oaks PCH/Lewisport	0	0	0	0	0	0
HANCOCK County Total:	0	0	0	0	0	0
HENDERSON						
Henderson Manor	0	0	1	0	0	1
HENDERSON County Total:	0	0	1	0	0	1
MCLEAN						
Sunny Acres	0	0	0	0	0	0
MCLEAN County Total:	0	0	0	0	0	0
OHIO						
Beaver Dam Nursing and Rehab Center	0	0	0	0	0	0
OHIO County Total:	0	0	0	0	0	0
ADD: 3 Total	0	0	1	4	0	5
ADD:4						
ALLEN						
Cornerstone Manor	0	0	0	0	0	0
Scottsville Manor	0	0	0	0	0	0
ALLEN County Total:	0	0	0	0	0	0
BARREN						
NHC HealthCare, Glasgow	0	0	0	0	0	0
BARREN County Total:	0	0	0	0	0	0
EDMONSON						

Table 23 - Facility Resident Death Distribution- Personal Care Beds

ADD / Facility	Under 65	65-74	75-84	Over 85	Unknown	Total
EDMONSON County Total:	0	0	0	0	0	0
HART						
Hart County Manor	0	0	0	0	0	0
HART County Total:	0	0	0	0	0	0
METCALFE						
Harpers Home for the Aged	0	1	0	0	0	1
Metcalf Health Care Center	0	0	0	0	0	0
METCALFE County Total:	0	1	0	0	0	1
SIMPSON						
Lewis Memorial Methodist Home	0	0	1	0	0	1
SIMPSON County Total:	0	0	1	0	0	1
WARREN						
Christian Health Center, Bowling Green	0	1	0	2	0	3
Fern Terrace of Bowling Green	1	1	0	0	0	2
The Haven At Massey Springs	0	0	1	1	0	2
WARREN County Total:	1	2	1	3	0	7
ADD: 4 Total	1	3	2	3	0	9
ADD:5						
GRAYSON						
Grayson Nursing and Rehabilitation	0	0	0	0	0	0
GRAYSON County Total:	0	0	0	0	0	0
HARDIN						
Signature Healthcare at North Hardin Rehab	0	0	0	0	0	0
HARDIN County Total:	0	0	0	0	0	0
MARION						
Loretto Motherhouse Infirmary	0	0	0	1	0	1
The Village of Lebanon II	0	0	0	0	0	0
MARION County Total:	0	0	0	1	0	1
NELSON						
Cooper Trail Senior Living	0	0	0	0	0	0
Windsor Gardens CCRC	0	0	1	12	0	13
NELSON County Total:	0	0	1	12	0	13
WASHINGTON						
Sansbury Care Center	0	0	0	0	0	0
WASHINGTON County Total:	0	0	0	0	0	0
ADD: 5 Total	0	0	1	13	0	14

Table 23 - Facility Resident Death Distribution- Personal Care Beds

ADD / Facility	Under 65	65-74	75-84	Over 85	Unknown	Total
ADD:6						
BULLITT						
Colonial House of Shepherdsville	0	0	1	0	0	1
Sanders Ridge Health Campus	0	0	0	0	0	0
BULLITT County Total:	0	0	1	0	0	1
JEFFERSON						
Anthology of Louisville	0	0	4	16	0	20
Barton House of Louisville 1	0	0	3	5	0	8
Belmont Village	0	1	4	25	0	30
Brookdale Stonestreet	0	0	0	6	0	6
Dominion Senior Living of Louisville	0	0	7	1	0	8
Eastern Star Home in KY	0	0	1	2	0	3
Episcopal Church Home	0	0	1	0	0	1
Forest Hills Commons	0	1	0	1	0	2
Forest Springs Health Campus	0	0	0	0	0	0
Glen Ridge Health Campus	0	0	0	2	0	2
Hallmark House Louisville II	0	0	1	3	0	4
Heartsong Memory Care	0	1	3	4	0	8
Little Sisters of the Poor	0	0	0	0	0	0
Louisville Protestant Altenheim	0	0	0	3	0	3
Masonic Home of Louisville	0	0	1	3	0	4
Morning Pointe Of Louisville At South	0	1	2	13	0	16
Hurstbourne						
Nazareth Home	0	0	2	5	0	7
Nazareth Home Clifton	0	0	0	0	0	0
Park Louisville	0	0	19	5	0	24
Parrs Rest Home	0	0	1	8	0	9
Rose Anna Hughes Home/Westminster	0	0	0	5	0	5
Storypoint Prospect	0	0	2	0	0	2
Sunrise of Louisville	0	0	0	0	28	28
Symphony at Valley Farms	0	0	5	11	0	16
The Enclave of East Louisville	0	0	5	16	0	21
The Forum at Brookside	0	0	0	2	0	2
The Lantern At Morning Pointe (Louisville)	0	0	4	7	0	11
The Legacy at English Station	0	2	4	10	0	16
Treyton Oaks Towers	0	0	1	1	0	2
Wesley Manor	0	0	2	4	0	6

Table 23 - Facility Resident Death Distribution- Personal Care Beds

ADD / Facility	Under 65	65-74	75-84	Over 85	Unknown	Total
Westport Place Health Campus	0	0	0	3	0	3
Wickshire Blankenbaker	0	0	0	3	0	3
JEFFERSON County Total:	0	6	72	164	28	270
SHELBY						
Colonial Hall Manor	0	0	0	0	0	0
Masonic Home of Shelbyville	0	0	0	2	0	2
SHELBY County Total:	0	0	0	2	0	2
ADD: 6 Total	0	6	73	166	28	273
ADD:7						
BOONE						
Colonial Gardens	0	0	3	8	0	11
Dominion Senior Living of Florence	0	0	0	6	0	6
BOONE County Total:	0	0	3	14	0	17
CAMPBELL						
Carmel Manor	0	0	0	0	0	0
The Seasons at Alexandria	0	0	2	0	0	2
CAMPBELL County Total:	0	0	2	0	0	2
CARROLL						
Carrollton Manor	0	0	0	0	0	0
Valley Haven Rest Home	0	2	0	0	0	2
CARROLL County Total:	0	2	0	0	0	2
GRANT						
Jonesville Rest Home	0	0	0	0	0	0
GRANT County Total:	0	0	0	0	0	0
KENTON						
Charter Senior Living of Edgewood	0	3	7	21	0	31
Covington Ladies Home	0	0	0	0	0	0
Emerald Trace	0	0	1	1	0	2
Ivy Knoll	0	0	4	8	0	12
Madonna Manor	0	0	1	2	0	3
Regency Manor	0	0	0	0	0	0
Regency Manor North	0	0	0	0	0	0
St Charles Care Center	0	0	0	1	0	1
KENTON County Total:	0	3	13	33	0	49
PENDLETON						
Falmouth Personal Care Home	0	0	0	0	0	0
The Front Gate	0	0	0	0	0	0
PENDLETON County Total:	0	0	0	0	0	0

Table 23 - Facility Resident Death Distribution- Personal Care Beds

ADD / Facility	Under 65	65-74	75-84	Over 85	Unknown	Total
ADD: 7 Total	0	5	18	47	0	70
ADD:9						
MENIFEE						
Edgewood Estates	0	0	0	0	0	0
MENIFEE County Total:	0	0	0	0	0	0
MONTGOMERY						
Regency Memory Care	0	0	0	0	0	0
MONTGOMERY County Total:	0	0	0	0	0	0
MORGAN						
West Liberty Nursing and Rehabilitation Center	0	0	0	0	0	0
MORGAN County Total:	0	0	0	0	0	0
ADD: 9 Total	0	0	0	0	0	0
ADD:10						
BOYD						
Artrips Personal Care Home	0	0	0	0	0	0
Hamiltons Personal Care Home	0	0	0	0	0	0
Kings Daughters And Sons Home	0	0	0	3	0	3
BOYD County Total:	0	0	0	3	0	3
GREENUP						
Frasures Personal Care Home	0	0	0	0	0	0
Morning Pointe Of Russell	0	0	0	1	0	1
Russell Convalescent Home	0	0	0	0	0	0
The Lantern At Morning Pointe Alzheimers and Memory Care	0	0	1	7	0	8
Trinity Station Retirement Community	0	2	0	8	0	10
GREENUP County Total:	0	2	1	16	0	19
LAWRENCE						
The Jordan Center	0	0	0	0	0	0
LAWRENCE County Total:	0	0	0	0	0	0
ADD: 10 Total	0	2	1	19	0	22
ADD:11						
JOHNSON						
Venture Home of Paintsville	1	0	0	0	0	1
JOHNSON County Total:	1	0	0	0	0	1
MAGOFFIN						
Salyersville Nursing and Rehabilitation Center	0	0	0	0	0	0

Table 23 - Facility Resident Death Distribution- Personal Care Beds

ADD / Facility	Under 65	65-74	75-84	Over 85	Unknown	Total
MAGOFFIN County Total:	0	0	0	0	0	0
PIKE						
Good Shepherd Community Nursing Center	0	0	0	0	0	0
PIKE County Total:	0	0	0	0	0	0
ADD: 11 Total	1	0	0	0	0	1
ADD:12						
KNOTT						
Golden Years Rest Home	0	1	0	0	0	1
KNOTT County Total:	0	1	0	0	0	1
OWSLEY						
Owsley County Health Care Center	0	0	0	0	0	0
OWSLEY County Total:	0	0	0	0	0	0
ADD: 12 Total	0	1	0	0	0	1
ADD:13						
BELL						
Generations Center of Middlesboro	0	0	0	0	0	0
BELL County Total:	0	0	0	0	0	0
HARLAN						
The Laurels	0	0	0	1	0	1
HARLAN County Total:	0	0	0	1	0	1
KNOX						
Christian Health Center - Corbin	0	0	0	0	0	0
KNOX County Total:	0	0	0	0	0	0
ADD: 13 Total	0	0	0	1	0	1
ADD:14						
MCCREARY						
Cumberland Manor Rest Home	4	1	0	0	0	5
MCCREARY County Total:	4	1	0	0	0	5
PULASKI						
Bluegrass Senior Living Somerset	0	0	2	1	0	3
Crestview Personal Care	0	0	0	0	0	0
Somerview Personal Care Home	0	1	0	0	0	1
PULASKI County Total:	0	1	2	1	0	4
TAYLOR						
Bluegrass Way	0	0	2	2	0	4
TAYLOR County Total:	0	0	2	2	0	4
WAYNE						

Table 23 - Facility Resident Death Distribution- Personal Care Beds

ADD / Facility	Under 65	65-74	75-84	Over 85	Unknown	Total
Hicks Golden Years Nursing Home	0	0	0	0	0	0
WAYNE County Total:	0	0	0	0	0	0
ADD: 14 Total	4	2	4	3	0	13
ADD:15						
BOURBON						
Bourbon Heights	0	0	0	0	0	0
BOURBON County Total:	0	0	0	0	0	0
BOYLE						
McDowell Place of Danville	0	0	0	3	0	3
Morning Pointe of Danville	0	0	4	5	0	9
BOYLE County Total:	0	0	4	8	0	12
ESTILL						
Irvine Nursing and Rehabilitation	0	0	0	0	0	0
ESTILL County Total:	0	0	0	0	0	0
FAYETTE						
Cedarhurst of Beaumont	0	0	3	16	0	19
Central Ky Recovery Center Unit 1	0	0	0	0	0	0
Central KY Recovery Center Unit 2	0	0	0	0	0	0
Lantern at Morning Pointe Alz and Memory Care	0	0	0	0	17	17
Legacy Reserve at Fritz Farm	0	0	0	2	0	2
Lexington Country Place	0	0	0	0	0	0
Mayfair Village Retirement Center	0	0	0	0	0	0
Morning Pointe of Lexington	0	1	2	12	0	15
Morning Pointe of Lexington East	0	0	0	18	0	18
Richmond Place Senior Living	0	1	1	8	0	10
Signature Healthcare At Tanbark Rehab	0	1	1	6	0	8
The Breckinridge	0	1	2	3	0	6
The Legacy at the Willows	0	0	1	4	0	5
The Villa at Chevy Chase	0	0	0	0	0	0
The Willows at Fritz Farm	0	0	0	1	0	1
The Willows at Hamburg	0	1	0	3	0	4
Willows at Citation	0	0	0	3	0	3
FAYETTE County Total:	0	5	10	76	17	108
FRANKLIN						
Dominion Senior Living of Frankfort	0	0	7	4	0	11
Morning Pointe of Frankfort	0	0	0	10	0	10
The Lantern at Morning Pointe of Frankfort	0	0	3	12	0	15

Table 23 - Facility Resident Death Distribution- Personal Care Beds

ADD / Facility	Under 65	65-74	75-84	Over 85	Unknown	Total
FRANKLIN County Total:	0	0	10	26	0	36
HARRISON						
Cedar Ridge Health Campus	0	0	0	1	0	1
Parkside Manor	0	0	0	0	0	0
Shady Lawn Home	1	0	0	0	0	1
HARRISON County Total:	1	0	0	1	0	2
JESSAMINE						
Bridgepointe At Ashgrove Woods	2	0	0	9	0	11
Rose Terrace Lodge	0	0	0	0	0	0
Wesley Village	0	0	0	0	0	0
JESSAMINE County Total:	2	0	0	9	0	11
LINCOLN						
Waynesburg Manor	0	0	0	0	0	0
LINCOLN County Total:	0	0	0	0	0	0
MADISON						
Dominion Senior Living of Richmond	0	1	3	12	0	16
Morning Pointe of Richmond	0	0	0	0	10	10
Telford Terrace	0	0	0	0	0	0
MADISON County Total:	0	1	3	12	10	26
MERCER						
The Willows at Harrodsburg	0	0	0	2	0	2
MERCER County Total:	0	0	0	2	0	2
POWELL						
Stanton Nursing and Rehabilitation Center	0	0	0	0	0	0
POWELL County Total:	0	0	0	0	0	0
SCOTT						
The Meadows At Windsor Gardens	0	0	1	0	0	1
SCOTT County Total:	0	0	1	0	0	1
WOODFORD						
Taylor Manor Nursing Home	0	0	0	0	0	0
The Homeplace At Midway	0	0	0	1	0	1
WOODFORD County Total:	0	0	0	1	0	1
ADD: 15 Total	3	6	28	135	27	199
Statewide Total	13	27	130	397	55	622

2020 ANNUAL KENTUCKY LONG TERM CARE UTILIZATION AND SERVICE REPORT

Table 24 - Facility Resident Death Distribution- Nursing Home (CCRC) Beds

ADD / Facility	Under 65	65-74	75-84	Over 85	Unknown	Total
ADD:2						
CHRISTIAN						
Christian Health Center, Hopkinsville	0	0	0	1	0	1
CHRISTIAN County Total:	0	0	0	1	0	1
ADD: 2 Total	0	0	0	1	0	1
ADD:3						
UNION						
Breckinridge Place	0	0	1	2	0	3
UNION County Total:	0	0	1	2	0	3
ADD: 3 Total	0	0	1	2	0	3
ADD:4						
WARREN						
Christian Health Center, Bowling Green	0	0	0	3	0	3
WARREN County Total:	0	0	0	3	0	3
ADD: 4 Total	0	0	0	3	0	3
ADD:5						
MARION						
The Village of Lebanon II	0	0	0	1	0	1
MARION County Total:	0	0	0	1	0	1
ADD: 5 Total	0	0	0	1	0	1
ADD:6						
JEFFERSON						
Christian Health Center of Louisville	0	0	0	0	0	0
Episcopal Church Home	0	0	3	11	0	14
Louisville Protestant Altenheim	0	0	1	0	0	1
Nazareth Home Clifton	0	0	0	0	0	0
The Forum at Brookside	1	0	3	9	0	13
JEFFERSON County Total:	1	0	7	20	0	28
ADD: 6 Total	1	0	7	20	0	28
ADD:7						
KENTON						
Madonna Manor	0	0	0	0	0	0
KENTON County Total:	0	0	0	0	0	0
ADD: 7 Total	0	0	0	0	0	0
ADD:10						
GREENUP						

Table 24 - Facility Resident Death Distribution- Nursing Home (CCRC) Beds

ADD / Facility	Under 65	65-74	75-84	Over 85	Unknown	Total
Trinity Station Retirement Community	0	0	2	7	0	9
GREENUP County Total:	0	0	2	7	0	9
ADD: 10 Total	0	0	2	7	0	9
ADD:13						
KNOX						
Christian Health Center - Corbin	0	0	0	1	0	1
KNOX County Total:	0	0	0	1	0	1
LAUREL						
Laurel Heights Home for the Elderly	0	0	1	2	0	3
LAUREL County Total:	0	0	1	2	0	3
ADD: 13 Total	0	0	1	3	0	4
ADD:14						
PULASKI						
The Neighborhood Nursing Facility	0	0	1	5	0	6
PULASKI County Total:	0	0	1	5	0	6
ADD: 14 Total	0	0	1	5	0	6
ADD:15						
FAYETTE						
Sayre Christian Village Nursing Home	1	0	1	4	0	6
The Willows at Hamburg	0	0	0	4	0	4
FAYETTE County Total:	1	0	1	8	0	10
HARRISON						
Cedar Ridge Health Campus	0	0	0	1	0	1
HARRISON County Total:	0	0	0	1	0	1
JESSAMINE						
Wesley Village	0	0	2	5	0	7
JESSAMINE County Total:	0	0	2	5	0	7
MADISON						
Telford Terrace	0	0	0	0	0	0
MADISON County Total:	0	0	0	0	0	0
WOODFORD						
The Homeplace At Midway	0	0	1	0	0	1
WOODFORD County Total:	0	0	1	0	0	1
ADD: 15 Total	1	0	4	14	0	19
Statewide Total	2	0	16	56	0	74

2020 ANNUAL KENTUCKY LONG TERM CARE UTILIZATION AND SERVICE REPORT

Table 25 - Facility Resident Death Distribution- Nursing Home (Non-CCRC) Beds

ADD / Facility	Under 65	65-74	75-84	Over 85	Unknown	Total
ADD:3						
DAVISS						
Hermitage Care and Rehabilitation Center	0	0	4	9	0	13
DAVISS County Total:	0	0	4	9	0	13
WEBSTER						
Shemwell Nursing Home	0	0	0	2	0	2
WEBSTER County Total:	0	0	0	2	0	2
ADD: 3 Total	0	0	4	11	0	15
ADD:4						
WARREN						
Christian Health Center, Bowling Green	0	0	0	0	0	0
WARREN County Total:	0	0	0	0	0	0
ADD: 4 Total	0	0	0	0	0	0
ADD:5						
MARION						
The Village of Lebanon II	0	3	2	6	0	11
MARION County Total:	0	3	2	6	0	11
ADD: 5 Total	0	3	2	6	0	11
ADD:7						
KENTON						
Madonna Manor	0	0	0	0	0	0
KENTON County Total:	0	0	0	0	0	0
ADD: 7 Total	0	0	0	0	0	0
ADD:15						
BOURBON						
Bourbon Heights	0	1	2	14	0	17
BOURBON County Total:	0	1	2	14	0	17
FAYETTE						
Mayfair Manor	0	0	0	0	0	0
The Willows at Hamburg	0	0	0	0	0	0
FAYETTE County Total:	0	0	0	0	0	0
MERCER						
The Willows at Harrodsburg	0	0	0	0	0	0
MERCER County Total:	0	0	0	0	0	0

Table 25 - Facility Resident Death Distribution- Nursing Home (Non-CCRC) Beds

ADD / Facility	Under 65	65-74	75-84	Over 85	Unknown	Total
WOODFORD						
Taylor Manor Nursing Home	0	1	0	16	0	17
The Homeplace At Midway	0	0	0	0	0	0
WOODFORD County Total:	0	1	0	16	0	17
ADD: 15 Total	0	2	2	30	0	34
Statewide Total	0	5	8	47	0	60

2020 ANNUAL KENTUCKY LONG TERM CARE UTILIZATION AND SERVICE REPORT

Table 26 - Facility Resident Death Distribution- Intermediate Care Beds

ADD / Facility	Under 65	65-74	75-84	Over 85	Unknown	Total
ADD:3						
WEBSTER						
Shemwell Nursing Home	0	0	0	0	0	0
WEBSTER County Total:	0	0	0	0	0	0
ADD: 3 Total	0	0	0	0	0	0
ADD:4						
WARREN						
Christian Health Center, Bowling Green	0	0	0	1	0	1
WARREN County Total:	0	0	0	1	0	1
ADD: 4 Total	0	0	0	1	0	1
ADD:6						
JEFFERSON						
Eastern Star Home in KY	0	0	8	7	0	15
Louisville Protestant Altenheim	0	0	1	4	0	5
The Forum at Brookside	0	0	0	1	0	1
JEFFERSON County Total:	0	0	9	12	0	21
ADD: 6 Total	0	0	9	12	0	21
ADD:15						
HARRISON						
Cedar Ridge Health Campus	0	0	1	0	0	1
HARRISON County Total:	0	0	1	0	0	1
JESSAMINE						
Wesley Village	0	0	0	0	0	0
JESSAMINE County Total:	0	0	0	0	0	0
MADISON						
Telford Terrace	0	0	0	0	0	0
MADISON County Total:	0	0	0	0	0	0
WOODFORD						
Taylor Manor Nursing Home	0	0	0	1	0	1
WOODFORD County Total:	0	0	0	1	0	1
ADD: 15 Total	0	0	1	1	0	2
Statewide Total	0	0	10	14	0	24

2020 ANNUAL KENTUCKY LONG TERM CARE UTILIZATION AND SERVICE REPORT

Table 27 - Facility Resident Death Distribution- Alzheimer Facility Beds

ADD / Facility	Under 65	65-74	75-84	Over 85	Unknown	Total
ADD:3						
DAVIESS						
Wellington Parc of Owensboro	0	2	1	10	0	13
DAVIESS County Total:	0	2	1	10	0	13
ADD: 3 Total	0	2	1	10	0	13
ADD:4						
WARREN						
Magnolia Village	1	2	16	17	0	36
WARREN County Total:	1	2	16	17	0	36
ADD: 4 Total	1	2	16	17	0	36
ADD:15						
FRANKLIN						
FRANKLIN County Total:	0	0	0	0	0	0
ADD: 15 Total	0	0	0	0	0	0
Statewide Total	1	4	17	27	0	49

2020 ANNUAL KENTUCKY LONG TERM CARE UTILIZATION AND SERVICE REPORT

Table 28 - Facility Resident Death Distribution- ICF/IID Beds

ADD / Facility	Under 65	65-74	75-84	Over 85	Unknown	Total
ADD:2						
CHRISTIAN						
Outwood ICF/IID	0	2	1	0	0	3
CHRISTIAN County Total:	0	2	1	0	0	3
ADD: 2 Total	0	2	1	0	0	3
ADD:3						
DAVISS						
Wendell Fosters Campus for Developmental Disabilit	0	2	0	0	0	2
DAVISS County Total:	0	2	0	0	0	2
ADD: 3 Total	0	2	0	0	0	2
ADD:6						
BULLITT						
Meadows ICF/IID	0	0	0	0	0	0
BULLITT County Total:	0	0	0	0	0	0
HENRY						
Cedar Lake Lodge Park Place I	0	0	0	0	0	0
Cedar Lake Lodge Park Place II	0	0	0	0	0	0
HENRY County Total:	0	0	0	0	0	0
JEFFERSON						
Bingham Gardens	0	0	0	0	0	0
Del Maria ICF/IID	0	0	0	0	0	0
Hazelwood Center	2	5	3	0	0	10
JEFFERSON County Total:	2	5	3	0	0	10
OLDHAM						
Cedar Lake Lodge	3	0	0	0	0	3
Cedar Lake Lodge Sycamore Run I	1	0	0	0	0	1
Cedar Lake Lodge Sycamore Run II	0	0	0	0	0	0
Windsong ICF/IID	0	0	0	0	0	0
OLDHAM County Total:	4	0	0	0	0	4
ADD: 6 Total	6	5	3	0	0	14
ADD:14						
PULASKI						
Oakwood ICF/IID Unit 1	1	0	1	1	0	3
Oakwood ICF/IID Unit 2	0	0	0	0	0	0
Oakwood ICF/IID Unit 3	0	0	0	0	0	0

Table 28 - Facility Resident Death Distribution- ICF/IID Beds

ADD / Facility	Under 65	65-74	75-84	Over 85	Unknown	Total
Oakwood ICF/IID Unit 4	0	0	0	0	0	0
PULASKI County Total:	1	0	1	1	0	3
ADD: 14 Total	1	0	1	1	0	3
ADD:15						
Statewide Total	7	9	5	1	0	22

KENTUCKY ANNUAL LONG-TERM CARE SERVICES REPORT



KENTUCKY CABINET FOR
HEALTH AND FAMILY SERVICES

NURSING
FACILITY BY
ADD

2021 ANNUAL KENTUCKY LONG TERM CARE UTILIZATION AND SERVICE REPORT

Table 29 - Nursing Facility By ADD

ADD / Facility	Licensed Beds	Beds In Opration	Beginning Census	Admissions	Discharges	Deaths	Ending Census	Total Patient Days	Occupancy Percentage
ADD:1									
Calvert City Convalescent Center	95	95	73	106	69	34	76	28,358	81.78%
Clinton Place	88	88	65	104	69	25	75	23,725	73.86%
Lake Way Nursing and Rehabilitation Center	96	96	55	131	88	34	64	22,090	63.04%
Mills Nursing and Rehabilitation	104	104	87	383	332	38	100	30,847	81.26%
Oakview Nursing and Rehabilitation Center	100	0	68	143	96	36	79	24,852	68.09%
River Haven Nursing and Rehab	70	70	60	107	88	13	66	22,131	99.24%
ADD: 1 Total	553	453	408	974	742	180	460	152,003	76.54%
ADD:2									
Brighton Cornerstone Health Care	72	72	39	46	35	14	36	13,673	52.03%
Christian Heights Nursing and Rehabilitation Center	60	60	42	76	64	6	48	17,493	79.88%
Dawson Springs Health And Rehab Ctr	59	59	51	30	16	15	50	19,218	89.24%
Greenville Nursing and Rehabilitation	60	60	42	90	58	18	56	19,923	90.97%
Joseph Eddie Ballard Western Kentucky Veterans Ctr	156	156	69	28	8	30	59	1,909	3.35%
Madisonville Health and Rehabilitation	94	94	63	204	149	41	77	26,710	77.85%
Maple Health and Rehabilitation	97	0	93	112	98	21	86	32,905	92.94%
Ridgewood Terrace Nursing Home	110	110	63	157	89	37	94	27,920	69.54%
Shady Lawn Nursing and Rehabilitation Center	50	50	44	79	66	19	38	15,702	86.04%
Tradewater Pointe	60	60	36	61	42	11	44	13,843	63.21%
Western State Nursing Facility	144	144	86	2	6	14	68	26,995	51.36%
ADD: 2 Total	962	865	628	885	631	226	656	216,291	61.60%
ADD:3									
Breckinridge Place	16	16	15	14	13	0	16	5,593	95.77%
Carmel Home	36	36	34	40	20	18	36	12,817	97.54%
Fordsville Nursing and Rehabilitation Center	67	67	53	114	95	11	61	21,878	89.46%
Heartland Villa Center	45	45	35	70	53	13	39	14,438	87.90%
Henderson Nursing and Rehabilitation Center	0	0	0	0	0	0	0	0	0

Table 29 - Nursing Facility By ADD

ADD / Facility	Licensed Beds	Beds In Opration	Beginning Census	Admissions	Discharges	Deaths	Ending Census	Total Patient Days	Occupancy Percentage
Hermitage Care and Rehabilitation Center	70	70	42	101	82	30	31	22,483	88.00%
Morganfield Nursing and Rehabilitation Center	60	60	52	120	109	9	54	19,917	90.95%
Owensboro Center	0	0	0	0	0	0	0	0	0
Signature Healthcare of Hartford Rehab and Wellnes	110	110	95	109	83	37	84	31,531	78.53%
The Transitional Care Center of Owensboro	30	0	20	503	507	3	13	5,597	51.11%
Twin Rivers Nursing and Rehab Center	132	0	77	69	38	27	81	26,657	98.94%
ADD: 3 Total	566	404	423	1,140	1,000	148	415	160,911	86.81%
ADD:4									
Auburn Health Care	66	66	39	38	30	9	38	14,465	60.05%
Bowling Green Nursing and Rehabilitation	0	0	0	0	0	0	0	0	0
Cal Turner Rehab and Specialty Care	110	110	86	107	55	39	99	34,166	85.10%
Franklin-Simpson Nursing and Rehabilitation	98	98	74	146	113	29	78	27,757	77.60%
Glasgow State Nursing Facility	100	100	56	11	5	14	48	18,223	49.93%
Greenwood Nursing and Rehabilitation	128	128	115	430	382	45	118	42,161	90.24%
Hopkins Center	50	50	39	77	49	24	43	16,034	87.86%
Metcalfe Health Care Center	71	71	58	65	47	15	61	22,828	88.09%
Morgantown Care and Rehabilitation Center	122	0	99	150	119	29	101	37,762	92.29%
Signature Healthcare Bowling Green	176	0	128	298	259	34	133	47,558	74.03%
Signature Healthcare of Glasgow	68	68	50	113	84	13	66	21,484	86.56%
Signature Healthcare of Hart County	104	104	72	116	78	23	87	31,501	82.98%
ADD: 4 Total	1,093	795	816	1,551	1,221	274	872	313,939	79.41%
ADD:5									
Brandenburg Nursing and Rehabilitation	55	55	50	118	97	20	51	15,856	78.98%
Breckinridge Memorial Nursing Facility	18	18	14	17	4	9	18	6,209	94.51%
Landmark of Bardstown Rehab and Nursing	100	100	75	183	149	35	74	2,898	7.94%
Loretto Motherhouse Infirmary	55	55	51	20	9	20	42	16,137	80.38%
Nursing Facility of Hardin Memorial Hospital	0	0	0	0	0	0	0	0	0
Radcliff Veterans Center	120	120	51	5	1	22	33	15,222	34.75%
Sansbury Care Center	48	48	35	31	13	8	45	14,709	83.96%

Table 29 - Nursing Facility By ADD

ADD / Facility	Licensed Beds	Beds In Opration	Beginning Census	Admissions	Discharges	Deaths	Ending Census	Total Patient Days	Occupancy Percentage
Signature Healthcare At Colonial Rehab	65	65	48	94	78	11	53	18,238	76.87%
Signature Healthcare at North Hardin Rehab	146	146	102	239	190	44	107	40,144	75.33%
Signature Healthcare of Elizabethtown	112	104	62	252	202	31	81	29,191	71.41%
Springfield Nursing and Rehabilitation Center	70	70	49	97	73	16	57	20,091	100.00%
ADD: 5 Total	789	781	537	1,056	816	216	561	178,695	63.25%
ADD:6									
Bedford Springs Health and Rehabilitation	60	58	36	97	70	20	43	14,288	65.24%
Masonic Home of Louisville	0	0	0	0	0	0	0	0	0
Nazareth Home Clifton	101	101	76	480	393	74	89	32,485	88.12%
Park Terrace Health Campus	88	88	57	325	294	27	61	23,408	72.88%
Providence Louisville East Post Acute	178	178	161	340	306	29	166	61,954	95.36%
Sanders Ridge Health Campus	56	56	30	199	152	27	50	15,738	77.00%
Signature Healthcare at Glenview	0	0	0	0	0	0	0	0	0
Signature Healthcare At Jefferson Manor Rehab	100	75	70	556	505	44	78	24,987	91.28%
Signature Healthcare At Rockford Rehab	110	0	72	200	158	21	93	33,945	84.55%
Signature Healthcare of East Louisville	128	128	92	375	346	29	92	33,580	71.88%
Signature Healthcare of South Louisville	100	100	80	492	457	42	73	29,648	81.23%
Signature Healthcare of Spencer County	120	120	68	169	138	19	80	27,306	62.34%
Treyton Oaks Towers	60	60	39	210	176	33	40	15,502	70.79%
Valhalla Post Acute	130	130	104	478	425	36	121	45,195	95.25%
ADD: 6 Total	1,231	1,094	885	3,921	3,420	401	986	358,036	81.34%
ADD:7									
Bridgepoint Care and Rehabilitation Center	151	151	137	230	216	28	123	47,589	86.34%
Carmel Manor	95	95	58	84	60	40	42	19,377	55.88%
Florence Park Care Center	150	150	100	188	142	41	105	36,366	66.42%
Highlandspring of Ft Thomas	140	140	97	471	398	51	119	43,534	85.19%
Signature Healthcare of Carrollton Rehab	78	78	60	120	93	25	62	24,487	86.01%
Villaspring of Erlanger	140	140	117	451	384	61	123	42,708	83.58%
Woodcrest Nursing and Rehabilitation Center	0	0	0	0	0	0	0	0	0
ADD: 7 Total	754	754	569	1,544	1,293	246	574	214,061	77.78%

Table 29 - Nursing Facility By ADD

ADD / Facility	Licensed Beds	Beds In Opration	Beginning Census	Admissions	Discharges	Deaths	Ending Census	Total Patient Days	Occupancy Percentage
ADD:8									
Robertson County Health Care Facility	60	60	41	107	69	22	57	19,635	89.66%
ADD: 8 Total	60	60	41	107	69	22	57	19,635	89.66%
ADD:9									
Life Care Center of Morehead	97	96	84	90	80	14	80	31,403	88.70%
ADD: 9 Total	97	96	84	90	80	14	80	31,403	88.70%
ADD:10									
Kings Daughters Medical Center	20	0	0	0	0	0	0	0	0
ADD: 10 Total	20	0	0	0	0	0	0	0	0
ADD:11									
Landmark of Elkhorn City Rehabilitation	106	106	79	101	71	19	90	32,309	83.51%
Martin County Health Care Facility	65	65	46	118	88	13	63	21,627	91.16%
Mountain Manor of Paintsville	126	126	84	100	67	20	97	33,168	72.12%
Pikeville Nursing and Rehab Center	106	0	87	270	225	44	88	30,158	78.97%
Riverview Health Care Center	121	121	75	190	128	40	97	33,791	76.51%
Salyersville Nursing and Rehabilitation Center	142	136	87	145	118	18	102	36,326	70.09%
ADD: 11 Total	666	554	458	924	697	154	537	187,379	77.24%
ADD:12									
Hyden Health and Rehabilitation Center	94	94	89	82	83	8	80	31,985	93.22%
Knott County Health and Rehabilitation Center	92	92	76	107	90	18	75	29,126	86.74%
Lee County Care and Rehabilitation Center	0	0	0	0	0	0	0	0	0
Letcher Manor	142	142	104	223	203	9	115	36,291	70.02%
Owsley County Health Care Center	81	0	63	94	60	28	69	24,892	84.19%
Paul E Patton Eastern Ky Veterans Center	120	120	85	8	3	17	73	29,696	67.80%
Wolfe County Health and Rehabilitation Center	100	0	86	65	48	14	89	33,647	92.18%
ADD: 12 Total	629	448	503	579	487	94	501	185,637	80.86%
ADD:13									
Barbourville Health and Rehabilitation Center	0	0	0	0	0	0	0	0	0
Christian Health Center - Corbin	0	0	0	0	0	0	0	0	0
Hillcrest Health and Rehabilitation Center	120	120	85	82	65	21	81	30,178	68.90%

Table 29 - Nursing Facility By ADD

ADD / Facility	Licensed Beds	Beds In Opration	Beginning Census	Admissions	Discharges	Deaths	Ending Census	Total Patient Days	Occupancy Percentage
Laurel Heights Home for the Elderly	143	143	116	109	61	44	120	44,186	84.66%
Middlesboro Nursing and Rehab	95	95	86	146	89	51	92	33,076	95.39%
Mountain View Nursing and Rehab Ctr	115	115	61	109	93	16	61	21,107	50.28%
Pineville Community Hospital	0	0	0	0	0	0	0	0	0
ADD: 13 Total	473	473	348	446	308	132	354	128,547	74.46%
ADD:14									
Campbellsville Nursing and Rehabilitation	67	67	40	137	105	20	52	19,013	77.75%
Clinton County Care and Rehabilitation Center	52	52	40	97	66	23	48	16,421	86.52%
Cumberland Nursing and Rehabilitation Center	93	93	74	97	78	20	73	28,096	82.77%
Cumberland Valley Manor	84	84	74	26	17	24	59	23,391	76.29%
Green Hill Rehabilitation and Care	118	118	83	134	100	26	91	32,030	74.37%
Hicks Golden Years Nursing Home	59	59	46	46	15	28	49	17,279	80.24%
Signature Healthcare At Summit Manor Rehab	104	104	57	121	77	27	74	25,379	66.86%
Somerset Nursing and Rehabilitation Facility	123	123	91	195	129	48	109	36,975	82.36%
The Grandview Nursing and Rehabilitation Facility	81	81	69	170	131	29	79	26,215	88.67%
ADD: 14 Total	781	781	574	1,023	718	245	634	224,799	78.86%
ADD:15									
Berea Health and Rehabilitation	84	71	50	162	121	20	71	23,268	75.89%
Bluegrass Care and Rehabilitation Center	124	116	98	274	242	24	106	34,522	81.54%
Cambridge Place	118	104	81	68	50	16	83	31,105	81.94%
Cardinal Hill Rehab Unit	74	74	32	806	805	2	31	10,456	38.71%
Fountain Circle Care and Rehab Ctr	179	147	122	378	320	53	127	45,758	85.28%
Grand Haven Nursing Home	52	0	51	57	41	22	45	17,770	93.62%
Harrodsburg Health and Rehab Ctr	112	112	75	186	112	49	100	28,655	70.10%
Irvine Nursing and Rehabilitation	0	0	0	0	0	0	0	0	0
Kenwood Health and Rehabilitation Center	0	0	0	0	0	0	0	0	0
Landmark of Danville Rehabilitation	90	90	55	75	49	13	68	24,179	73.60%
Lexington Premier Nursing & Rehab, LLC	0	0	0	0	0	0	0	0	0
Mayfair Manor	86	86	78	292	260	30	80	30,109	95.92%

Table 29 - Nursing Facility By ADD

ADD / Facility	Licensed Beds	Beds In Opration	Beginning Census	Admissions	Discharges	Deaths	Ending Census	Total Patient Days	Occupancy Percentage
Signature Healthcare at Heritage Hall Rehab	94	94	61	222	178	25	80	29,855	87.02%
Signature Healthcare of Georgetown	65	65	57	211	191	19	58	21,405	90.22%
Stanford Care and Rehab	0	0	0	0	0	0	0	0	0
The Terrace Nursing and Rehabilitation	102	102	83	151	111	29	94	32,586	87.53%
The Willows at Fritz Farm	54	54	43	210	176	24	53	17,684	89.72%
Thomson Hood Veterans Center	285	285	93	43	6	32	98	36,979	35.55%
ADD: 15 Total	1,519	1,400	979	3,135	2,662	358	1,094	384,331	71.87%
Statewide Total	10,193	8,958	7,253	17,375	14,144	2,710	7,781	2,755,667	75.49%

KENTUCKY ANNUAL
LONG-TERM CARE SERVICES
REPORT



KENTUCKY CABINET FOR
HEALTH AND FAMILY SERVICES

PATIENT
ORIGIN DATA

2020 ANNUAL KENTUCKY LONG TERM CARE UTILIZATION AND SERVICE REPORT

Table 30 - 2020 Kentucky Long Term Care Facility Patient Origin

ADD	Facility Name	Patient County	Under 65	65-74	75-84	Over 85	Unknown
ADD:1	Baptist Health Paducah	MCCRACKEN	0	0	0	0	0
		Total	0	0	0	0	0
	Calvert City Convalescent Center	CALDWELL	0	0	1	0	0
		CALLOWAY	0	0	1	2	0
		CHRISTIAN	0	0	0	1	0
		GRAVES	0	0	1	1	0
		KENTON	0	0	1	0	0
		LIVINGSTON	0	0	2	0	0
		MARSHALL	1	7	18	21	0
		MCCRACKEN	0	2	7	7	0
		Total	1	9	31	32	0
	Clinton Hickman County Nursing Facility	BALLARD	0	0	1	0	0
		CARLISLE	0	0	0	2	0
		FULTON	1	1	0	4	0
		GRAVES	0	0	1	3	0
		HICKMAN	0	2	5	8	0
		TN	0	1	1	4	0
		Total	1	4	8	21	0
	Clinton Place	CARLISLE	0	0	1	0	0
		FULTON	16	10	12	16	0
		GRAVES	1	2	3	1	0
		MCCRACKEN	0	1	2	0	0
		Total	17	13	18	17	0
	Countryside Center	BALLARD	0	0	1	2	0
		CALLOWAY	0	0	0	1	0
		CARLISLE	3	4	3	4	0
		FULTON	0	2	0	0	0
		GRAVES	2	2	1	1	0
		HICKMAN	0	1	0	1	0
		IL	2	0	1	0	0
		LIVINGSTON	1	1	0	0	0
		MCCRACKEN	1	4	0	1	0

Table 30 - 2020 Kentucky Long Term Care Facility Patient Origin

ADD	Facility Name	Patient County	Under 65	65-74	75-84	Over 85	Unknown
		TN	0	1	0	0	0
		Total	9	15	6	10	0
	Fern Terrace of Murray	CALLOWAY	0	0	0	0	0
		Total	0	0	0	0	0
	Fulton Nursing and Rehab	FULTON	3	6	8	5	0
		GRAVES	0	0	1	0	0
		MCCRACKEN	0	1	1	0	0
		TN	4	3	0	1	0
		Total	7	10	10	6	0
	Green Acres Health Care	CALLOWAY	1	1	0	0	0
		CHRISTIAN	0	0	1	0	0
		GRAVES	3	10	6	10	0
		HICKMAN	0	1	0	0	0
		HOPKINS	0	0	0	1	0
		MARSHALL	1	1	0	0	0
		MCCRACKEN	0	2	1	0	0
		Total	5	15	8	11	0
	Lake Way Nursing and Rehabilitation Center	CALLOWAY	0	2	4	7	0
		GRAVES	1	0	0	1	0
		MARSHALL	2	11	12	12	0
		MCCRACKEN	2	0	1	0	0
		Total	5	13	17	20	0
	Life Care Center of LaCenter	BALLARD	0	2	30	6	0
		MCCRACKEN	0	1	1	2	0
		Total	0	3	31	8	0
	Mayfield Health and Rehabilitation	BALLARD	0	1	1	0	0
		CALLOWAY	2	3	1	3	0
		CARLISLE	1	1	1	0	0
		DAVISS	0	1	0	0	0
		FULTON	1	2	0	0	0
		GRAVES	6	6	19	12	0
		IL	1	0	0	0	0
		MARSHALL	5	0	0	0	0

Table 30 - 2020 Kentucky Long Term Care Facility Patient Origin

ADD	Facility Name	Patient County	Under 65	65-74	75-84	Over 85	Unknown
		MCCRACKEN	1	3	0	2	0
		Other	0	2	0	0	0
		PERRY	0	1	0	0	0
		TN	0	2	0	0	0
		Total	17	22	22	17	0
	Mills Nursing and Rehabilitation						
		CALLOWAY	3	2	3	3	0
		CARLISLE	0	1	1	0	0
		FULTON	0	2	0	0	0
		GRAVES	6	18	21	19	0
		HARDIN	0	1	0	0	0
		IL	0	0	0	1	0
		MARSHALL	0	1	1	1	0
		MCCRACKEN	0	0	1	0	0
		Other	1	0	0	0	0
		TN	0	0	0	1	0
		Total	10	25	27	25	0
	Oakview Nursing and Rehabilitation Center						
		BALLARD	1	3	0	0	0
		CALLOWAY	2	4	12	0	0
		GRAVES	3	0	9	6	0
		MARION	0	0	0	0	1
		MARSHALL	3	0	0	9	0
		MCCRACKEN	3	10	0	2	0
		Total	12	17	21	17	1
	Parkview Nursing and Rehabilitation Center (Paduca						
		BALLARD	0	1	0	4	0
		CALDWELL	0	0	1	1	0
		CALLOWAY	1	2	0	2	0
		CARLISLE	1	0	1	1	0
		CRITTENDEN	0	0	1	0	0
		FULTON	0	0	0	1	0
		GRAVES	0	2	3	0	0
		HICKMAN	0	1	0	0	0
		IL	1	0	1	0	0
		LIVINGSTON	1	1	0	2	0
		LYON	0	0	1	0	0
		MARSHALL	3	0	3	5	0
		MCCRACKEN	7	14	37	48	0

Table 30 - 2020 Kentucky Long Term Care Facility Patient Origin

ADD	Facility Name	Patient County	Under 65	65-74	75-84	Over 85	Unknown
		Other	0	0	0	2	0
		TN	0	0	1	0	0
		Total	14	21	49	66	0
	Providence Pointe Healthcare	MCCRACKEN	0	0	0	0	81
		Total	0	0	0	0	81
	River Haven Nursing and Rehab	MCCRACKEN	20	16	12	7	0
		Total	20	16	12	7	0
	Spring Creek Health Care	CALLOWAY	4	13	38	35	0
		Total	4	13	38	35	0
	Stonecreek Health and Rehab	CALLOWAY	0	1	1	0	0
		CARLISLE	0	1	0	0	0
		GRAVES	0	0	0	1	0
		LIVINGSTON	0	0	1	1	0
		LYON	0	1	0	0	0
		MARSHALL	0	1	0	1	0
		MCCRACKEN	20	11	19	15	0
		Total	20	15	21	18	0
		ADD:1 Total	142	211	319	310	82
ADD:2	Bradford Heights Health and Rehab Center	CHRISTIAN	5	25	28	6	7
		Total	5	25	28	6	7
	Brighton Cornerstone Health Care	CALDWELL	1	1	0	0	0
		CHRISTIAN	0	2	2	0	0
		HOPKINS	5	12	8	7	0
		MCLEAN	1	0	0	0	0
		Total	7	15	10	7	0
	Christian Care Center of Kuttawa	CALDWELL	5	3	3	2	1
		CALLOWAY	0	0	2	0	0
		CRITTENDEN	1	0	0	0	0
		HENDERSON	0	1	0	0	0
		HICKMAN	1	0	0	0	0
		IL	0	1	0	0	0

Table 30 - 2020 Kentucky Long Term Care Facility Patient Origin

ADD	Facility Name	Patient County	Under 65	65-74	75-84	Over 85	Unknown
		LIVINGSTON	0	1	2	1	0
		LYON	3	6	6	3	0
		MARSHALL	2	0	1	0	0
		MCCRACKEN	3	2	1	0	0
		MUHLENBERG	1	0	0	0	0
		Total	16	14	15	6	1
	Christian Health Center, Hopkinsville						
		CHRISTIAN	5	8	24	46	0
		TODD	0	1	0	0	0
		TRIGG	0	1	0	3	0
		Total	5	10	24	49	0
	Christian Heights Nursing and Rehabilitation Center						
		BOYLE	1	0	0	0	0
		BULLITT	0	0	1	0	0
		CHRISTIAN	13	12	6	2	0
		MCCRACKEN	1	0	0	0	0
		MONTGOMERY	0	1	0	0	0
		NELSON	0	0	1	0	0
		TAYLOR	1	0	0	0	0
		TODD	1	2	0	0	0
		Total	17	15	8	2	0
	Covington Convalescent Center						
		CHRISTIAN	1	7	23	0	0
		FAYETTE	0	0	1	0	0
		TN	0	0	1	1	0
		TODD	0	0	3	3	0
		Total	1	7	28	4	0
	Crittenden County Health and Rehabilitation Center						
		CALLOWAY	0	0	0	1	0
		CRITTENDEN	9	5	16	11	0
		FAYETTE	0	0	0	1	0
		FRANKLIN	0	1	0	0	0
		HENDERSON	0	1	0	0	0
		IL	0	1	0	0	0
		LIVINGSTON	2	1	2	0	0
		LYON	0	0	0	1	0
		MARSHALL	0	0	0	1	0
		MCCRACKEN	1	0	0	1	0
		PIKE	1	0	0	0	0

Table 30 - 2020 Kentucky Long Term Care Facility Patient Origin

ADD	Facility Name	Patient County	Under 65	65-74	75-84	Over 85	Unknown
		TN	0	0	1	0	0
		UNION	0	2	1	2	0
		WEBSTER	0	0	1	0	0
		Total	13	11	21	18	0
	Dawson Springs Health And Rehab Ctr						
		BOYD	1	0	0	0	0
		CALDWELL	2	1	2	1	0
		CALLOWAY	1	0	0	0	0
		CHRISTIAN	1	2	0	2	0
		CUMBERLAND	0	0	1	0	0
		DAVISS	0	1	0	0	0
		HENDERSON	0	1	1	0	0
		HOPKINS	1	8	7	3	0
		JEFFERSON	0	0	1	0	0
		LARUE	0	0	1	0	0
		MARSHALL	0	0	0	1	0
		MCCRACKEN	0	2	0	1	0
		MCCREARY	0	1	0	0	0
		MUHLENBERG	0	0	1	0	0
		OHIO	0	0	0	1	0
		TRIGG	0	0	2	0	0
		WARREN	1	1	0	0	0
		WEBSTER	0	1	1	0	0
		Total	7	18	17	9	0
	Greenville Nursing and Rehabilitation						
		CHRISTIAN	0	1	0	0	0
		DAVISS	0	1	0	0	0
		HOPKINS	0	0	2	0	0
		LOGAN	0	0	0	1	0
		MUHLENBERG	3	5	8	17	0
		TODD	1	0	0	0	0
		WARREN	1	0	0	0	0
		Total	5	7	10	18	0
	Hearthstone Place						
		CHRISTIAN	3	0	3	4	0
		LOGAN	2	1	4	0	0
		TN	2	0	1	0	0
		TODD	9	2	5	11	0
		Total	16	3	13	15	0

Table 30 - 2020 Kentucky Long Term Care Facility Patient Origin

ADD	Facility Name	Patient County	Under 65	65-74	75-84	Over 85	Unknown
	Highland Homes, Inc.	CALDWELL	0	0	0	0	0
		Total	0	0	0	0	0
	Hillside Center	CALDWELL	1	0	0	0	0
		CHRISTIAN	2	1	3	0	0
		DAVISS	0	1	0	0	0
		GRAVES	0	0	0	1	0
		HENDERSON	2	0	0	1	0
		HICKMAN	0	1	0	0	0
		HOPKINS	5	8	5	14	0
		MUHLENBERG	2	1	2	0	0
		Other	0	0	1	0	0
		TN	0	1	0	0	0
		WEBSTER	0	3	1	2	0
		Total	12	16	12	18	0
	Joseph Eddie Ballard Western Kentucky Veterans Ctr	BARREN	0	1	0	0	0
		BRECKINRIDGE	0	1	1	0	0
		CALLOWAY	0	1	0	0	0
		CARROLL	0	0	0	1	0
		CHRISTIAN	0	0	1	2	0
		CRITTENDEN	1	0	0	0	0
		DAVISS	0	1	1	6	0
		GRAVES	0	0	1	0	0
		HANCOCK	0	0	0	1	0
		HENDERSON	0	1	1	5	0
		HOPKINS	0	0	5	11	0
		LOGAN	0	1	0	1	0
		LYON	0	0	0	1	0
		MARSHALL	0	1	0	0	0
		MCCRACKEN	0	0	1	0	0
		MCLEAN	0	0	1	2	0
		MERCER	0	1	0	0	0
		MUHLENBERG	0	1	2	4	0
		TRIGG	0	0	0	2	0
		UNION	0	0	1	3	0
		WARREN	0	0	1	1	0
		WEBSTER	0	0	0	3	0

Table 30 - 2020 Kentucky Long Term Care Facility Patient Origin

ADD	Facility Name	Patient County	Under 65	65-74	75-84	Over 85	Unknown
		Total	1	9	16	43	0
	Madisonville Health and Rehabilitation	CRITTENDEN	0	1	1	0	0
		HENDERSON	2	0	1	0	0
		HICKMAN	1	0	0	0	0
		HOPKINS	14	2	18	17	0
		JEFFERSON	0	0	0	1	0
		MUHLENBERG	0	0	0	1	0
		WEBSTER	0	1	0	3	0
		Total	17	4	20	22	0
	Maple Health and Rehabilitation	BARREN	0	0	1	0	0
		DAVISS	1	1	2	1	0
		HOPKINS	2	1	0	0	0
		JEFFERSON	0	1	0	0	0
		MCLEAN	0	0	1	1	0
		MEADE	1	0	0	0	0
		MENIFEE	0	1	0	0	0
		MUHLENBERG	14	15	24	25	0
		TODD	1	0	0	0	0
		Total	19	19	28	27	0
	Owensboro Health Muhlenberg Community Hospital Long Term Care	DAVISS	0	1	0	1	0
		HOPKINS	0	1	0	0	0
		IN	0	1	0	0	0
		LOGAN	0	0	1	1	0
		MCLEAN	0	0	1	0	0
		MUHLENBERG	1	3	6	17	0
		OHIO	0	0	1	0	0
		Total	1	6	9	19	0
	Princeton Health and Rehab Center	CALDWELL	10	8	16	7	0
		CRITTENDEN	2	2	2	2	0
		HOPKINS	1	1	0	3	0
		LYON	4	2	0	0	0
		TRIGG	1	0	4	2	0
		Total	18	13	22	14	0
	Ridgewood Terrace Nursing Home						

Table 30 - 2020 Kentucky Long Term Care Facility Patient Origin

ADD	Facility Name	Patient County	Under 65	65-74	75-84	Over 85	Unknown
		BOYLE	0	1	0	0	0
		CHRISTIAN	0	0	0	1	0
		DAVISS	0	0	1	0	0
		HENDERSON	1	0	1	0	0
		HOPKINS	4	13	12	20	0
		MARSHALL	0	0	0	1	0
		MUHLENBERG	0	0	1	1	0
		TODD	0	0	0	1	0
		WEBSTER	0	1	1	3	0
		Total	5	15	16	27	0
	River's Bend Retirement Community	CALDWELL	1	1	3	3	0
		CRITTENDEN	0	1	2	0	0
		IL	0	0	0	1	0
		LYON	0	2	3	4	0
		MARSHALL	0	0	1	1	0
		MCCRACKEN	0	0	0	1	0
		TRIGG	1	0	0	1	0
		Total	2	4	9	11	0
	Salem Springlake Health and Rehabilitation Center	CALDWELL	0	1	0	0	0
		CALLOWAY	2	0	0	0	0
		CHRISTIAN	1	0	0	0	0
		CRITTENDEN	1	1	1	3	0
		GRAVES	2	2	2	0	0
		HOPKINS	0	1	0	0	0
		IN	1	0	0	0	0
		JEFFERSON	1	0	0	0	0
		LIVINGSTON	2	2	3	3	0
		LYON	1	0	0	0	0
		MCCRACKEN	5	0	1	0	0
		MO	0	0	0	1	0
		Other	0	0	0	1	0
		Total	16	7	7	8	0
	Shady Lawn Nursing and Rehabilitation Center	CALDWELL	0	1	0	0	0
		CHRISTIAN	2	3	0	6	0
		FULTON	0	1	0	0	0
		HICKMAN	1	1	0	0	0

Table 30 - 2020 Kentucky Long Term Care Facility Patient Origin

ADD	Facility Name	Patient County	Under 65	65-74	75-84	Over 85	Unknown
		MCCRACKEN	0	1	0	0	0
		Other	1	1	0	1	0
		TRIGG	4	2	11	8	0
		Total	8	10	11	15	0
	Tradewater Pointe	CALDWELL	1	0	2	2	0
		CHRISTIAN	2	0	4	0	0
		HOPKINS	1	6	5	9	0
		LYON	0	1	0	0	0
		TODD	1	0	0	0	0
		TRIGG	0	0	1	0	0
		Total	5	7	12	11	0
	Western State Nursing Facility	BARREN	1	0	0	0	0
		CHRISTIAN	15	15	24	13	0
		DAVISS	1	0	0	0	0
		FAYETTE	0	2	0	1	0
		GRAVES	1	0	0	0	0
		HOPKINS	0	1	0	0	0
		IN	1	0	0	0	0
		LOGAN	0	0	1	0	0
		MCCRACKEN	0	1	1	0	0
		NELSON	0	0	1	0	0
		SCOTT	0	1	0	0	0
		SHELBY	0	1	0	0	0
		TODD	0	1	0	1	0
		TRIGG	0	0	0	1	0
		UNION	1	0	0	0	0
		WARREN	0	1	0	0	0
		Total	20	23	27	16	0
		ADD:2 Total	216	258	363	365	8
ADD:3	Beaver Dam Nursing and Rehab Center	BUTLER	0	0	1	0	0
		DAVISS	1	2	3	2	0
		MCLEAN	0	0	0	1	0
		MUHLENBERG	0	0	2	0	0
		OHIO	2	9	16	12	0
		Total	3	11	22	15	0

Table 30 - 2020 Kentucky Long Term Care Facility Patient Origin

ADD	Facility Name	Patient County	Under 65	65-74	75-84	Over 85	Unknown
	Breckinridge Place	HENDERSON	0	1	0	0	0
		Other	0	0	1	0	0
		UNION	0	3	6	3	0
		WEBSTER	0	1	0	0	0
		Total	0	5	7	3	0
	Carmel Home	DAVISS	0	0	4	18	0
		FULTON	0	0	0	1	0
		HANCOCK	0	0	0	1	0
		IN	0	0	0	2	0
		JEFFERSON	0	0	0	1	0
		KENTON	0	0	1	0	0
		MCLEAN	0	0	0	2	0
		Other	0	0	0	4	0
		Total	0	0	5	29	0
	Fordsville Nursing and Rehabilitation Center	BOURBON	1	1	0	0	0
		BRECKINRIDGE	2	3	0	0	0
		CRITTENDEN	2	0	0	0	0
		DAVISS	4	7	3	0	0
		FAYETTE	1	1	1	0	0
		GRAYSON	0	0	1	1	0
		HANCOCK	1	2	0	0	0
		HARDIN	0	2	0	0	0
		JEFFERSON	5	2	0	0	0
		MUHLENBERG	2	0	0	0	0
		OHIO	3	2	5	1	0
		Total	21	20	10	2	0
	Heartland Villa Center	BRECKINRIDGE	1	0	3	3	0
		DAVISS	2	1	9	5	0
		HANCOCK	0	1	4	4	0
		OHIO	0	1	1	0	0
		Total	3	3	17	12	0
	Henderson Nursing and Rehabilitation Center	CALDWELL	0	0	1	0	0
		DAVISS	2	2	1	2	0
		HANCOCK	0	1	0	0	0

Table 30 - 2020 Kentucky Long Term Care Facility Patient Origin

ADD	Facility Name	Patient County	Under 65	65-74	75-84	Over 85	Unknown
		HENDERSON	17	11	10	6	0
		HOPKINS	0	1	1	0	0
		MCLEAN	0	1	1	0	0
		UNION	5	2	0	1	0
		WEBSTER	1	0	1	0	0
		Total	25	18	15	9	0
	Hermitage Care and Rehabilitation Center	DAVISS	0	25	18	6	0
		MCLEAN	0	0	2	0	0
		SPENCER	0	0	1	0	0
		Total	0	25	21	6	0
	Morganfield Nursing and Rehabilitation Center	CALDWELL	0	0	1	0	0
		CRITTENDEN	0	1	0	0	0
		HENDERSON	2	9	4	1	0
		IN	1	2	0	0	0
		MCCRACKEN	0	1	0	0	0
		UNION	6	8	5	6	0
		WEBSTER	1	1	0	2	0
		WHITLEY	1	0	0	0	0
		Total	11	22	10	9	0
	Owensboro Center	BARREN	1	0	0	0	0
		BRECKINRIDGE	0	0	1	0	0
		CASEY	0	1	0	0	0
		DAVISS	10	26	25	19	0
		GREEN	0	1	0	0	0
		HANCOCK	0	0	1	0	0
		HENDERSON	1	0	1	0	0
		HOPKINS	0	0	0	2	0
		JEFFERSON	1	1	1	0	0
		MAGOFFIN	1	0	0	0	0
		MCLEAN	1	3	1	1	0
		MUHLENBERG	0	0	3	0	0
		NELSON	0	1	0	0	0
		OHIO	0	0	1	2	0
		PERRY	0	1	0	0	0
		Total	15	34	34	24	0
	Redbanks						

Table 30 - 2020 Kentucky Long Term Care Facility Patient Origin

ADD	Facility Name	Patient County	Under 65	65-74	75-84	Over 85	Unknown
		DAVISS	1	0	5	3	0
		HANCOCK	1	0	0	0	0
		HENDERSON	9	16	24	43	0
		IL	0	0	1	1	0
		IN	1	0	0	1	0
		LIVINGSTON	0	0	0	1	0
		MCLEAN	0	0	0	1	0
		OHIO	0	0	1	0	0
		Other	0	2	0	1	0
		ROCKCASTLE	0	0	1	0	0
		TODD	1	0	0	0	0
		UNION	0	1	0	0	0
		WEBSTER	2	2	3	1	0
		Total	15	21	35	52	0
	Redbanks Colonial Terrace	DAVISS	0	1	1	1	0
		HENDERSON	1	4	7	4	0
		HOPKINS	2	0	0	2	0
		MCLEAN	0	1	0	0	0
		UNION	1	1	1	3	0
		WEBSTER	3	1	9	8	0
		Total	7	8	18	18	0
	Riverside Care and Rehab Ctr	ADAIR	1	0	0	0	0
		DAVISS	6	6	8	10	0
		HOPKINS	1	1	0	0	0
		MCLEAN	3	1	8	11	0
		MUHLENBERG	0	2	0	0	0
		OHIO	1	0	2	1	0
		PIKE	0	0	1	0	0
		UNION	0	0	1	0	0
		Total	12	10	20	22	0
	Shemwell Nursing Home	HENDERSON	0	0	1	0	0
		HOPKINS	0	0	3	6	0
		UNION	0	0	0	1	0
		WEBSTER	0	2	1	4	0
		Total	0	2	5	11	0
	Signature Healthcare at Hillcrest						

Table 30 - 2020 Kentucky Long Term Care Facility Patient Origin

ADD	Facility Name	Patient County	Under 65	65-74	75-84	Over 85	Unknown
		DAVISS	7	26	36	26	0
		Total	7	26	36	26	0
	Signature Healthcare of Hartford Rehab and Wellnes	BARREN	0	1	0	0	0
		BUTLER	2	0	1	0	0
		CALDWELL	0	0	1	0	0
		DAVISS	7	3	5	4	0
		GRAYSON	0	1	1	2	0
		HANCOCK	0	1	0	1	0
		HARDIN	0	0	0	1	0
		HOPKINS	0	1	0	1	0
		JEFFERSON	0	0	1	0	0
		LAUREL	1	0	0	0	0
		MCLEAN	0	1	2	0	0
		MUHLENBERG	1	1	0	0	0
		OHIO	10	6	21	16	0
		WARREN	0	0	0	2	0
		Total	21	15	32	27	0
	The Transitional Care Center of Owensboro	DAVISS	3	1	5	3	0
		HOPKINS	0	1	0	0	0
		MCLEAN	0	1	0	0	0
		OHIO	0	1	1	3	0
		PERRY	0	1	0	0	0
		Total	3	5	6	6	0
	Twin Rivers Nursing and Rehab Center	BRECKINRIDGE	1	0	1	1	0
		DAVISS	0	0	0	0	61
		GRAYSON	1	0	1	1	0
		HANCOCK	0	2	0	0	0
		HENDERSON	0	3	1	0	0
		IN	0	1	0	0	0
		OHIO	0	1	0	1	0
		UNION	0	1	0	0	0
		Total	2	8	3	3	61
	Wellington Parc of Owensboro	CLARK	0	0	0	1	0
		DAVISS	0	2	17	34	0
		HANCOCK	0	0	0	2	0

Table 30 - 2020 Kentucky Long Term Care Facility Patient Origin

ADD	Facility Name	Patient County	Under 65	65-74	75-84	Over 85	Unknown
		HENDERSON	0	0	1	0	0
		HOPKINS	0	0	1	0	0
		IN	0	1	0	0	0
		MCLEAN	0	0	2	3	0
		MUHLENBERG	0	0	0	2	0
		OHIO	0	0	0	1	0
		Other	0	0	0	1	0
		TN	0	0	1	0	0
		Total	0	3	22	44	0
		ADD:3 Total	145	236	318	318	61
ADD:4	Auburn Health Care						
		ALLEN	1	2	0	0	0
		CALDWELL	0	1	0	0	0
		EDMONSON	0	1	0	0	0
		LOGAN	5	4	6	9	0
		PIKE	0	1	0	0	0
		SIMPSON	2	0	1	0	0
		WARREN	0	3	1	2	0
		Total	8	12	8	11	0
	Barren County Nursing and Rehab						
		ADAIR	0	2	1	1	0
		ALLEN	0	1	1	0	0
		BARREN	4	8	20	24	0
		BULLITT	1	0	0	1	0
		GREEN	0	0	1	0	0
		HART	0	2	2	0	0
		METCALFE	1	1	0	3	0
		MONROE	2	0	1	2	0
		TN	0	1	0	0	0
		WARREN	0	1	3	0	0
		Total	8	16	29	31	0
	Bowling Green Nursing and Rehabilitation						
		ALLEN	0	0	1	1	0
		BARREN	0	2	0	0	0
		BOONE	0	0	3	0	0
		GRAYSON	1	2	0	0	0
		LOGAN	1	0	1	0	0
		MCLEAN	0	0	1	0	0

Table 30 - 2020 Kentucky Long Term Care Facility Patient Origin

ADD	Facility Name	Patient County	Under 65	65-74	75-84	Over 85	Unknown
		MONROE	0	0	1	0	0
		TN	0	0	0	1	0
		WARREN	10	4	16	7	0
		Total	12	8	23	9	0
	Cal Turner Rehab and Specialty Care	ALLEN	6	10	20	15	0
		BARREN	2	0	0	0	0
		BUTLER	1	1	0	0	0
		LOGAN	1	0	1	0	0
		SIMPSON	1	3	3	2	0
		TN	0	1	1	0	0
		WARREN	4	3	4	7	0
		Total	15	18	29	24	0
	Christian Health Center, Bowling Green	BARREN	0	0	0	1	0
		MUHLENBERG	0	0	1	0	0
		WARREN	0	3	6	6	0
		Total	0	3	7	7	0
	Colonial Center	EDMONSON	0	0	0	2	0
		MARION	0	0	3	0	0
		SIMPSON	0	12	0	0	0
		WARREN	0	0	0	30	0
		Total	0	12	3	32	0
	Creekwood Place Nursing and Rehab Center	CHRISTIAN	2	0	0	0	0
		DAVISS	0	1	1	0	0
		HENDERSON	0	0	1	0	0
		HOPKINS	1	1	1	0	0
		LOGAN	7	9	14	27	0
		MUHLENBERG	2	0	0	2	0
		Other	0	0	1	0	0
		SIMPSON	0	1	0	1	0
		TN	1	0	0	0	0
		TODD	1	0	2	5	0
		TRIGG	0	0	1	0	0
		WARREN	0	2	2	0	0
		Total	14	14	23	35	0
	Edmonson Center						

Table 30 - 2020 Kentucky Long Term Care Facility Patient Origin

ADD	Facility Name	Patient County	Under 65	65-74	75-84	Over 85	Unknown
		BUTLER	0	0	0	2	0
		EDMONSON	3	14	8	16	0
		GRAYSON	0	3	0	0	0
		HART	0	0	0	2	0
		WARREN	0	1	2	4	0
		Total	3	18	10	24	0
	Franklin-Simpson Nursing and Rehabilitation						
		ALLEN	5	0	0	1	0
		BARREN	1	0	0	0	0
		BOYD	0	1	0	0	0
		CLARK	0	1	1	0	0
		ESTILL	1	0	0	0	0
		FAYETTE	1	2	1	1	0
		HART	0	1	1	0	0
		JEFFERSON	1	0	0	0	0
		LOGAN	2	0	3	0	0
		SCOTT	1	0	0	0	0
		SIMPSON	2	4	8	12	0
		TN	0	1	1	0	0
		TODD	0	0	1	0	0
		WARREN	7	4	5	4	0
		Total	21	14	21	18	0
	Glasgow State Nursing Facility						
		ADAIR	0	0	1	0	0
		ALLEN	0	2	0	0	0
		BARREN	0	0	4	0	0
		BOONE	1	0	0	0	0
		BRECKINRIDGE	0	0	1	0	0
		BULLITT	2	0	0	0	0
		CAMPBELL	1	0	1	0	0
		CHRISTIAN	1	0	0	0	0
		CLARK	0	0	1	0	0
		DAVISS	0	0	1	0	0
		EDMONSON	0	0	1	0	0
		FAYETTE	2	2	3	0	0
		FLOYD	0	1	0	0	0
		FRANKLIN	0	1	0	0	0
		GREEN	0	1	0	0	0
		GREENUP	0	0	1	0	0

Table 30 - 2020 Kentucky Long Term Care Facility Patient Origin

ADD	Facility Name	Patient County	Under 65	65-74	75-84	Over 85	Unknown
		HARRISON	0	2	0	0	0
		HART	0	0	1	0	0
		JEFFERSON	3	1	0	0	0
		JESSAMINE	0	1	0	0	0
		KENTON	1	0	0	0	0
		MARION	1	0	0	0	0
		METCALFE	1	0	0	0	0
		MONTGOMERY	0	1	0	0	0
		OHIO	0	0	1	0	0
		OLDHAM	1	0	0	0	0
		PULASKI	0	2	0	0	0
		RUSSELL	2	0	0	0	0
		TAYLOR	0	0	1	0	0
		TODD	1	0	0	0	0
		UNION	1	0	0	0	0
		WARREN	0	5	2	0	0
		Total	18	19	19	0	0
	Glenview Health Care Facility						
		ADAIR	1	0	0	0	0
		ALLEN	0	1	1	0	0
		BARREN	3	8	6	14	0
		CHRISTIAN	0	0	0	1	0
		HART	0	0	3	0	0
		MARTIN	0	1	0	0	0
		METCALFE	1	0	0	1	0
		WARREN	2	2	3	0	0
		Total	7	12	13	16	0
	Greenwood Nursing and Rehabilitation						
		WARREN	16	22	37	40	0
		Total	16	22	37	40	0
	Hart County Manor						
		HART	0	0	0	0	0
		Total	0	0	0	0	0
	Hopkins Center						
		CUMBERLAND	1	0	0	0	0
		LOGAN	0	1	1	2	0
		Other	0	1	0	2	0
		SIMPSON	0	2	6	6	0
		WARREN	1	5	1	10	0

Table 30 - 2020 Kentucky Long Term Care Facility Patient Origin

ADD	Facility Name	Patient County	Under 65	65-74	75-84	Over 85	Unknown
		Total	2	9	8	20	0
	Magnolia Village	ALLEN	0	0	0	1	0
		BARREN	0	1	0	0	0
		BUTLER	0	0	0	1	0
		DAVISS	0	0	1	1	0
		EDMONSON	0	1	1	0	0
		FAYETTE	0	0	0	1	0
		HARDIN	0	0	0	1	0
		JEFFERSON	0	0	1	0	0
		LOGAN	0	0	0	3	0
		METCALFE	0	0	1	0	0
		OH	0	0	0	1	0
		OHIO	0	0	1	0	0
		SIMPSON	0	0	0	2	0
		TN	0	0	1	0	0
		WARREN	1	2	11	16	0
		Total	1	4	17	27	0
	Metcalfe Health Care Center	ADAIR	3	0	6	1	0
		BARREN	3	0	1	0	0
		CLINTON	1	0	0	0	0
		CUMBERLAND	0	0	3	0	0
		GREEN	0	1	1	0	0
		IN	0	0	1	0	0
		MCCREARY	0	0	1	0	0
		METCALFE	1	3	9	9	0
		MONROE	0	0	2	1	0
		OH	0	1	1	0	0
		Other	1	2	3	0	0
		RUSSELL	0	0	0	1	0
		WASHINGTON	0	0	0	1	0
		WAYNE	0	1	0	0	0
		Total	9	8	28	13	0
	Morgantown Care and Rehabilitation Center	BARREN	0	0	1	0	0
		BUTLER	7	15	36	9	0
		CHRISTIAN	0	1	0	0	0
		DAVISS	0	1	0	1	0

Table 30 - 2020 Kentucky Long Term Care Facility Patient Origin

ADD	Facility Name	Patient County	Under 65	65-74	75-84	Over 85	Unknown
		GRAYSON	0	2	0	0	0
		HARDIN	0	0	1	0	0
		HART	1	0	0	0	0
		LOGAN	1	0	0	0	0
		MUHLENBERG	0	0	1	1	0
		OHIO	0	1	0	1	0
		WARREN	4	8	4	3	0
		Total	13	28	43	15	0
	NHC HealthCare, Glasgow						
		ADAIR	2	2	2	0	0
		ALLEN	0	1	2	1	0
		BARREN	8	21	26	46	0
		HART	2	2	5	6	0
		METCALFE	2	2	2	5	0
		MONROE	1	1	3	1	0
		WARREN	1	0	1	3	0
		Total	16	29	41	62	0
	Signature Healthcare Bowling Green						
		ADAIR	0	0	1	0	0
		ALLEN	2	2	2	0	0
		BALLARD	0	0	0	1	0
		BARREN	1	0	0	0	0
		BUTLER	1	1	0	0	0
		CHRISTIAN	0	0	1	0	0
		CLINTON	0	0	1	0	0
		DAVISS	0	0	0	4	0
		EDMONSON	0	1	0	1	0
		FAYETTE	0	0	1	0	0
		GRAYSON	0	0	2	1	0
		HART	0	1	0	0	0
		HOPKINS	0	0	1	0	0
		JEFFERSON	1	0	1	0	0
		LOGAN	1	3	1	0	0
		MONROE	2	0	0	0	0
		MUHLENBERG	0	0	1	1	0
		OHIO	0	1	1	0	0
		PULASKI	0	0	0	1	0
		SIMPSON	1	2	2	0	0
		TAYLOR	0	0	1	0	0

Table 30 - 2020 Kentucky Long Term Care Facility Patient Origin

ADD	Facility Name	Patient County	Under 65	65-74	75-84	Over 85	Unknown
		TN	0	0	0	1	0
		WARREN	14	25	24	19	0
		Total	23	36	40	29	0
	Signature Healthcare of Glasgow	ADAIR	1	3	1	0	0
		ALLEN	0	0	0	1	0
		BARREN	6	6	10	10	0
		CUMBERLAND	1	0	0	0	0
		HARDIN	0	0	1	0	0
		HART	0	2	0	0	0
		METCALFE	2	0	2	1	0
		RUSSELL	1	0	0	0	0
		WARREN	0	0	0	2	0
		Total	11	11	14	14	0
	Signature Healthcare of Hart County	ALLEN	0	1	0	0	0
		BARREN	3	4	9	6	0
		GRAYSON	0	0	1	0	0
		GREEN	0	0	0	1	0
		HART	9	9	6	11	0
		HOPKINS	0	1	0	0	0
		METCALFE	1	0	1	1	0
		NELSON	0	1	0	0	0
		SIMPSON	1	0	0	0	0
		WARREN	4	0	2	0	0
		Total	18	16	19	19	0
	Signature HealthCare of Monroe County Rehab	ALLEN	0	0	0	1	0
		METCALFE	2	0	1	0	0
		MONROE	6	15	35	15	0
		TN	0	0	0	1	0
		Total	8	15	36	17	0
	T J Samson Community Hospital Skilled Nursing Unit	BARREN	0	0	0	2	0
		HART	0	0	0	1	0
		Total	0	0	0	3	0
	The Haven At Massey Springs	BULLITT	0	0	1	0	0
		BUTLER	0	0	0	1	0

Table 30 - 2020 Kentucky Long Term Care Facility Patient Origin

ADD	Facility Name	Patient County	Under 65	65-74	75-84	Over 85	Unknown
		LOGAN	0	0	0	1	0
		MO	0	0	0	1	0
		WARREN	0	0	2	11	0
		Total	0	0	3	14	0
ADD:5		ADD:4 Total	223	324	471	480	0
	Brandenburg Nursing and Rehabilitation	BRECKINRIDGE	1	2	2	1	0
		DAVISS	1	0	1	0	0
		HARDIN	0	3	5	3	0
		HART	1	0	1	0	0
		HENDERSON	0	0	1	0	0
		IN	1	1	0	2	0
		JEFFERSON	0	0	1	1	0
		MEADE	5	2	6	4	0
		NELSON	1	0	0	0	0
		OHIO	0	2	0	0	0
		Other	0	1	0	0	0
		WARREN	0	0	0	1	0
		Total	10	11	17	12	0
	Breckinridge Memorial Nursing Facility	BRECKINRIDGE	0	0	4	8	0
		JEFFERSON	0	0	1	0	0
		Total	0	0	5	8	0
	Cedars Of Lebanon Nursing Center	BOYLE	0	0	1	0	0
		LARUE	0	0	1	0	0
		MARION	5	4	7	11	0
		METCALFE	0	1	0	0	0
		NELSON	1	0	0	0	0
		TAYLOR	2	1	0	0	0
		WASHINGTON	1	0	1	0	0
		Total	9	6	10	11	0
	Elizabethtown Nursing and Rehab	BARREN	1	0	0	0	0
		BRECKINRIDGE	0	1	1	0	0
		BULLITT	0	1	0	0	0
		EDMONSON	0	0	1	0	0
		FAYETTE	1	1	0	0	0

Table 30 - 2020 Kentucky Long Term Care Facility Patient Origin

ADD	Facility Name	Patient County	Under 65	65-74	75-84	Over 85	Unknown
		GRAYSON	1	0	1	0	0
		HARDIN	8	9	13	8	0
		HART	0	0	1	0	0
		LARUE	0	1	0	0	0
		NELSON	1	0	0	1	0
		Other	0	0	1	0	0
		TAYLOR	0	1	0	0	0
		Total	12	14	18	9	0
	Flaget Memorial Hospital NF	Other	0	0	0	0	0
		Total	0	0	0	0	0
	Grayson Nursing and Rehabilitation	BRECKINRIDGE	1	1	2	0	0
		EDMONSON	0	0	1	0	0
		GRAYSON	0	9	18	21	0
		HARDIN	1	2	0	0	0
		JEFFERSON	0	0	2	0	0
		OHIO	0	0	1	1	0
		PIKE	1	0	0	0	0
		WARREN	1	0	0	0	0
		Total	4	12	24	22	0
	Hardinsburg Nursing and Rehabilitation	BRECKINRIDGE	5	7	13	17	0
		GRAYSON	0	2	1	1	0
		HANCOCK	0	0	1	0	0
		HARDIN	4	1	0	0	0
		JEFFERSON	0	0	2	0	0
		Other	0	3	0	0	0
		Total	9	13	17	18	0
	Helmwood Healthcare Center	BULLITT	0	0	1	2	0
		HARDIN	1	5	7	20	0
		JEFFERSON	0	0	0	1	0
		LARUE	0	0	0	1	0
		MEADE	0	0	2	0	0
		NELSON	0	0	0	1	0
		OLDHAM	0	1	0	0	0
		Total	1	6	10	25	0
	Kensington Center						

Table 30 - 2020 Kentucky Long Term Care Facility Patient Origin

ADD	Facility Name	Patient County	Under 65	65-74	75-84	Over 85	Unknown
		BARREN	1	0	1	0	0
		BRECKINRIDGE	0	0	1	0	0
		EDMONSON	1	0	0	0	0
		GRAYSON	1	0	1	0	0
		GREEN	1	0	0	0	0
		HARDIN	10	11	11	12	0
		HART	0	0	0	1	0
		JEFFERSON	0	3	0	1	0
		LARUE	0	1	2	1	0
		MEADE	1	0	1	0	0
		NELSON	2	1	0	1	0
		Total	17	16	17	16	0
	Landmark of Bardstown Rehab and Nursing	ANDERSON	0	0	1	0	0
		BULLITT	2	3	1	0	0
		CLAY	1	0	0	0	0
		FAYETTE	0	0	3	0	0
		JEFFERSON	1	0	0	0	0
		MARION	0	1	1	0	0
		NELSON	2	15	20	16	0
		RUSSELL	1	0	0	0	0
		SHELBY	1	0	1	0	0
		WASHINGTON	0	2	1	1	0
		WHITLEY	1	0	0	0	0
		Total	9	21	28	17	0
	Loretto Motherhouse Infirmary	JEFFERSON	0	0	0	1	0
		MARION	0	1	8	25	0
		MO	0	0	0	3	0
		NELSON	0	1	2	4	0
		Other	0	0	2	3	0
		WASHINGTON	0	0	0	1	0
		Total	0	2	12	37	0
	Nursing Facility of Hardin Memorial Hospital	HARDIN	0	2	1	3	0
		LARUE	0	1	0	0	0
		Other	1	0	0	0	0
		Total	1	3	1	3	0
	Radcliff Veterans Center						

Table 30 - 2020 Kentucky Long Term Care Facility Patient Origin

ADD	Facility Name	Patient County	Under 65	65-74	75-84	Over 85	Unknown
		ADAIR	0	0	1	0	0
		BARREN	0	0	0	1	0
		BRECKINRIDGE	0	0	1	0	0
		BULLITT	0	1	0	0	0
		DAVISS	0	0	1	0	0
		FAYETTE	0	1	0	0	0
		GRAYSON	0	1	0	0	0
		HARDIN	1	4	6	8	0
		JEFFERSON	1	6	7	5	0
		JESSAMINE	0	0	0	1	0
		LARUE	0	0	1	0	0
		MEADE	0	0	0	1	0
		OLDHAM	0	0	1	0	0
		PERRY	0	0	1	0	0
		SIMPSON	0	1	0	0	0
		Total	2	14	19	16	0
	Sansbury Care Center						
		JEFFERSON	0	1	0	1	0
		NELSON	1	1	0	1	0
		Other	0	0	1	1	0
		WASHINGTON	0	0	5	23	0
		Total	1	2	6	26	0
	Signature Healthcare At Colonial Rehab						
		ADAIR	0	0	1	0	0
		BULLITT	0	1	1	1	0
		HARDIN	0	0	1	1	0
		JEFFERSON	1	1	1	0	0
		MARION	0	1	2	0	0
		NELSON	13	7	9	3	0
		SHELBY	1	0	0	0	0
		WASHINGTON	0	0	2	1	0
		Total	15	10	17	6	0
	Signature Healthcare at North Hardin Rehab						
		BARREN	0	0	0	1	0
		BRECKINRIDGE	1	0	0	0	0
		BULLITT	0	1	1	0	0
		DAVISS	0	0	0	1	0
		HARDIN	16	12	21	19	0
		IL	0	0	0	1	0

Table 30 - 2020 Kentucky Long Term Care Facility Patient Origin

ADD	Facility Name	Patient County	Under 65	65-74	75-84	Over 85	Unknown
		JEFFERSON	0	0	1	2	0
		LARUE	0	0	0	1	0
		MARSHALL	0	0	0	1	0
		MEADE	1	6	7	3	0
		NELSON	2	0	0	0	0
		Other	0	0	1	0	0
		PULASKI	0	1	0	0	0
		TAYLOR	1	0	0	0	0
		WARREN	0	1	0	0	0
		Total	21	21	31	29	0
	Signature Healthcare of Elizabethtown						
		ADAIR	0	0	0	1	0
		DAVISS	0	0	1	0	0
		GARRARD	0	0	1	0	0
		GRAYSON	1	1	1	0	0
		HARDIN	9	10	16	11	0
		HART	0	0	1	0	0
		JEFFERSON	0	0	1	0	0
		LARUE	0	0	1	0	0
		NELSON	0	0	2	0	0
		Other	0	0	0	0	0
		SPENCER	0	1	0	0	0
		TAYLOR	0	2	2	0	0
		Total	10	14	26	12	0
	Spring View Health and Rehab Center						
		BRECKINRIDGE	0	0	0	2	0
		DAVISS	1	0	0	1	0
		EDMONSON	0	0	0	1	0
		FAYETTE	0	0	0	1	0
		GRAYSON	3	15	20	7	0
		HARDIN	0	1	1	1	0
		HART	1	0	1	0	0
		HENRY	0	1	0	0	0
		METCALFE	0	1	0	0	0
		NELSON	0	0	0	1	0
		TRIGG	0	0	1	0	0
		WARREN	0	1	1	0	0
		Total	5	19	24	14	0
	Springfield Nursing and Rehabilitation Center						

Table 30 - 2020 Kentucky Long Term Care Facility Patient Origin

ADD	Facility Name	Patient County	Under 65	65-74	75-84	Over 85	Unknown
		ADAIR	0	0	0	1	0
		BOYLE	1	2	3	1	0
		BULLITT	0	1	1	0	0
		CLARK	0	1	0	0	0
		FAYETTE	0	0	0	2	0
		HARDIN	0	0	1	1	0
		JEFFERSON	0	1	0	0	0
		JESSAMINE	1	0	0	0	0
		KNOX	1	0	0	0	0
		MARION	3	2	1	0	0
		MERCER	0	0	1	0	0
		NELSON	0	2	0	2	0
		PIKE	0	1	0	0	0
		PULASKI	1	0	0	0	0
		TAYLOR	0	0	0	1	0
		WASHINGTON	6	3	3	5	0
		Total	13	13	10	13	0
	Sunrise Manor Nursing Home						
		ADAIR	0	0	1	0	0
		BULLITT	0	0	0	1	0
		GRAYSON	1	0	1	0	0
		GREEN	0	1	0	1	0
		HARDIN	6	9	7	10	0
		HART	0	0	0	1	0
		JEFFERSON	1	0	0	0	0
		LARUE	7	8	13	13	0
		MARION	0	1	0	0	0
		MUHLENBERG	0	1	0	0	0
		NELSON	0	3	4	1	0
		PULASKI	0	0	1	0	0
		RUSSELL	0	0	1	0	0
		TAYLOR	2	0	3	3	0
		Total	17	23	31	30	0
	The Village of Lebanon II						
		MARION	0	0	2	8	0
		TAYLOR	0	0	0	1	0
		WASHINGTON	0	1	1	2	0
		Total	0	1	3	11	0
	Village of Lebanon II						

Table 30 - 2020 Kentucky Long Term Care Facility Patient Origin

ADD	Facility Name	Patient County	Under 65	65-74	75-84	Over 85	Unknown
		HARDIN	0	0	0	1	0
		MARION	0	1	3	4	0
		TAYLOR	0	0	1	1	0
		WASHINGTON	0	0	0	1	0
		Total	0	1	4	7	0
ADD:6		ADD:5 Total	156	222	330	342	0
	Anthology of Louisville						
		JEFFERSON	0	0	0	0	0
		Total	0	0	0	0	0
	Baptist Health La Grange						
		HENRY	1	0	1	2	0
		OLDHAM	0	0	1	0	0
		Total	1	0	2	2	0
	Bedford Springs Health and Rehabilitation						
		CARROLL	1	0	2	1	0
		GRANT	0	0	1	0	0
		HENRY	0	0	0	3	0
		IN	0	0	0	1	0
		JEFFERSON	1	2	0	2	0
		JESSAMINE	0	1	0	0	0
		MUHLENBERG	1	0	0	0	0
		OLDHAM	0	1	1	1	0
		SHELBY	0	1	0	0	0
		TRIMBLE	4	4	4	4	0
		Total	7	9	8	12	0
	Bedrock HC at Green Meadows						
		BRECKINRIDGE	0	0	0	1	0
		BULLITT	4	10	9	8	0
		JEFFERSON	3	9	11	7	0
		NELSON	1	0	2	1	0
		SPENCER	0	1	0	0	0
		Total	8	20	22	17	0
	Belmont Village						
		JEFFERSON	0	0	0	0	0
		Total	0	0	0	0	0
	Cedar Lake Lodge Park Place II						
		HENRY	0	0	0	0	0
		Total	0	0	0	0	0

Table 30 - 2020 Kentucky Long Term Care Facility Patient Origin

ADD	Facility Name	Patient County	Under 65	65-74	75-84	Over 85	Unknown
	Cherokee Park Rehabilitation	BULLITT	1	2	0	0	0
		FAYETTE	1	0	0	0	0
		HARDIN	0	0	1	0	0
		IN	1	0	1	1	0
		JEFFERSON	6	19	15	15	0
		Other	0	0	0	1	0
		SHELBY	0	1	0	0	0
		TAYLOR	1	0	0	1	0
		Total	10	22	17	18	0
	Christian Health Center of Louisville	JEFFERSON	7	19	26	31	0
		Total	7	19	26	31	0
	Clifton Oaks Care Center	JEFFERSON	24	17	23	9	0
		Total	24	17	23	9	0
	Crestview Center	ANDERSON	0	0	1	0	0
		BOYLE	0	0	0	1	0
		BULLITT	0	0	1	0	0
		FAYETTE	0	0	1	0	0
		FRANKLIN	1	1	2	3	0
		HENRY	1	1	2	2	0
		JEFFERSON	0	0	0	2	0
		OHIO	0	0	0	1	0
		SHELBY	1	2	7	10	0
		TN	0	0	0	0	1
		Total	3	4	14	19	1
	Eastern Star Home in KY	JEFFERSON	1	1	1	3	0
		Other	0	0	0	1	0
		Total	1	1	1	4	0
	Episcopal Church Home	DAVIESS	0	0	0	1	0
		JEFFERSON	0	0	3	28	0
		NELSON	0	0	1	0	0
		OLDHAM	0	1	3	0	0
		Total	0	1	7	29	0
	Essex Nursing and Rehabilitation Center						

Table 30 - 2020 Kentucky Long Term Care Facility Patient Origin

ADD	Facility Name	Patient County	Under 65	65-74	75-84	Over 85	Unknown
		FAYETTE	0	0	1	0	0
		JEFFERSON	9	27	17	25	0
		MCCRACKEN	1	0	0	0	0
		MUHLENBERG	0	0	0	1	0
		Other	0	0	0	1	0
		SPENCER	0	0	0	1	0
		TN	0	0	1	0	0
		Total	10	27	19	28	0
	Forest Springs Health Campus						
		JEFFERSON	0	10	14	14	0
		OLDHAM	0	0	2	2	0
		Total	0	10	16	16	0
	Franciscan Health Care Center						
		BRECKINRIDGE	0	0	0	1	0
		BULLITT	0	0	1	2	0
		GRAYSON	0	0	1	0	0
		JEFFERSON	3	8	11	27	0
		MADISON	0	0	0	1	0
		MEADE	0	1	0	0	0
		Total	3	9	13	31	0
	Glen Ridge Health Campus						
		BULLITT	0	0	2	0	0
		HARDIN	0	0	1	0	0
		JEFFERSON	0	4	2	17	0
		SPENCER	0	0	1	0	0
		Total	0	4	6	17	0
	Highlands Nursing and Rehabilitation Center						
		BARREN	1	0	0	0	0
		BULLITT	1	1	1	2	0
		FRANKLIN	0	0	1	0	0
		HART	0	0	1	0	0
		JEFFERSON	36	37	25	8	0
		KENTON	1	0	0	0	0
		KNOX	1	0	0	0	0
		MONTGOMERY	1	0	0	0	0
		NELSON	0	0	2	0	0
		PULASKI	0	0	1	0	0
		ROCKCASTLE	1	0	0	0	0
		SHELBY	1	0	0	0	0

Table 30 - 2020 Kentucky Long Term Care Facility Patient Origin

ADD	Facility Name	Patient County	Under 65	65-74	75-84	Over 85	Unknown
		TAYLOR	0	0	1	0	0
		WOODFORD	0	0	1	0	0
		Total	43	38	33	10	0
	Hillcreek Rehabilitation and Care						
		JEFFERSON	55	48	23	16	0
		Total	55	48	23	16	0
	Home of the Innocents						
		BOONE	2	0	0	0	0
		BRECKINRIDGE	1	0	0	0	0
		BULLITT	1	0	0	0	0
		CAMPBELL	1	0	0	0	0
		CARROLL	1	0	0	0	0
		CARTER	1	0	0	0	0
		DAVISS	2	0	0	0	0
		EDMONSON	1	0	0	0	0
		FAYETTE	1	0	0	0	0
		GRANT	1	0	0	0	0
		GRAYSON	1	0	0	0	0
		HARDIN	1	0	0	0	0
		IL	1	0	0	0	0
		IN	1	0	0	0	0
		JEFFERSON	35	0	0	0	0
		KENTON	1	0	0	0	0
		LAUREL	1	0	0	0	0
		LEE	1	0	0	0	0
		LETCHER	1	0	0	0	0
		MADISON	1	0	0	0	0
		MARION	1	0	0	0	0
		MARSHALL	1	0	0	0	0
		MCCRACKEN	2	0	0	0	0
		MONTGOMERY	1	0	0	0	0
		OH	1	0	0	0	0
		OLDHAM	2	0	0	0	0
		PIKE	1	0	0	0	0
		PULASKI	1	0	0	0	0
		SCOTT	1	0	0	0	0
		SHELBY	1	0	0	0	0
		WARREN	1	0	0	0	0
		WEBSTER	1	0	0	0	0

Table 30 - 2020 Kentucky Long Term Care Facility Patient Origin

ADD	Facility Name	Patient County	Under 65	65-74	75-84	Over 85	Unknown
		WHITLEY	1	0	0	0	0
		Total	71	0	0	0	0
	Jeffersontown Rehabilitation						
		JEFFERSON	13	18	24	14	0
		Total	13	18	24	14	0
	Kindred Hospital - Louisville						
		ALLEN	0	1	0	0	0
		BRECKINRIDGE	1	0	0	0	0
		BULLITT	3	0	0	0	0
		CLARK	0	1	0	0	0
		FAYETTE	1	2	0	0	0
		FLOYD	1	1	0	0	0
		HARDIN	0	1	0	0	0
		HARRISON	1	0	0	0	0
		HENDERSON	0	1	0	0	0
		HENRY	0	1	0	0	0
		JEFFERSON	12	3	1	0	0
		JESSAMINE	0	1	0	0	0
		LAUREL	1	0	0	0	0
		MCCREARY	0	0	1	0	0
		METCALFE	0	1	0	0	0
		MONROE	1	0	0	0	0
		SCOTT	0	1	0	0	0
		TRIMBLE	1	0	0	0	0
		WARREN	0	1	0	0	0
		Total	22	15	2	0	0
	Klondike Center						
		IL	0	1	0	0	0
		JEFFERSON	0	18	0	0	22
		MO	0	1	0	0	0
		Other	0	0	2	0	0
		Total	0	20	2	0	22
	Landmark of Iroquois Park and Nursing Center						
		JEFFERSON	12	21	10	18	3
		Total	12	21	10	18	3
	Landmark of Louisville Rehab and Nursing						
		ADAIR	0	1	0	0	0
		BOYD	1	0	0	0	0
		BULLITT	0	1	0	0	0

Table 30 - 2020 Kentucky Long Term Care Facility Patient Origin

ADD	Facility Name	Patient County	Under 65	65-74	75-84	Over 85	Unknown
		CARROLL	1	0	0	0	0
		DAVISS	1	0	0	0	0
		FAYETTE	1	0	0	0	0
		HARDIN	1	0	0	0	0
		HENRY	1	0	0	0	0
		JEFFERSON	56	56	46	24	0
		JOHNSON	1	0	0	0	0
		NELSON	0	0	2	0	0
		OLDHAM	1	0	0	0	0
		RUSSELL	0	0	1	0	0
		SPENCER	0	1	0	0	0
		WASHINGTON	0	0	1	0	0
		Total	64	59	50	24	0
	Landmark of River City Rehabilitation and Nursing						
		JEFFERSON	0	0	0	0	52
		Total	0	0	0	0	52
	Little Sisters of the Poor						
		FRANKLIN	0	0	0	1	0
		HENDERSON	0	0	0	1	0
		JEFFERSON	0	2	7	15	0
		MARION	0	0	0	1	0
		Total	0	2	7	18	0
	Louisville Protestant Altenheim						
		CALLOWAY	0	0	0	1	0
		JEFFERSON	0	1	4	6	0
		Total	0	1	4	7	0
	Lyndon Woods Care and Rehabilitation						
		BULLITT	0	1	0	0	0
		JEFFERSON	34	23	25	24	0
		MADISON	0	1	0	0	0
		SCOTT	0	0	0	1	0
		SHELBY	0	1	0	0	0
		Total	34	26	25	25	0
	Masonic Home of Louisville						
		BULLITT	0	0	1	0	0
		FAYETTE	0	0	0	1	0
		HARDIN	0	0	0	1	0
		IN	0	0	2	1	0
		JEFFERSON	9	27	38	44	0

Table 30 - 2020 Kentucky Long Term Care Facility Patient Origin

ADD	Facility Name	Patient County	Under 65	65-74	75-84	Over 85	Unknown
		MEADE	0	0	0	1	0
		OLDHAM	0	5	1	3	0
		Other	0	0	1	0	0
		SHELBY	0	2	0	0	0
		TN	0	0	0	1	0
		TRIGG	1	0	0	0	0
		Total	10	34	43	52	0
	Masonic Home of Shelbyville	ANDERSON	0	1	1	0	0
		ESTILL	0	1	0	0	0
		FAYETTE	0	0	0	1	0
		FRANKLIN	4	1	6	9	0
		HENRY	1	0	3	0	0
		JEFFERSON	0	0	2	2	0
		NELSON	0	0	2	1	0
		OLDHAM	0	1	0	0	0
		SHELBY	3	4	10	21	0
		SPENCER	1	1	0	0	0
		WOODFORD	1	0	0	0	0
		Total	10	9	24	34	0
	Nazareth Home	BULLITT	0	0	3	2	0
		JEFFERSON	3	7	28	50	0
		NELSON	0	1	1	2	0
		OLDHAM	0	0	1	0	0
		Other	0	0	2	2	0
		WARREN	0	1	0	2	0
		Total	3	9	35	58	0
	Nazareth Home Clifton	BULLITT	0	0	0	2	0
		JEFFERSON	2	12	17	35	0
		NELSON	0	0	1	0	0
		OHIO	0	0	0	1	0
		OLDHAM	0	0	1	1	0
		Other	0	0	2	1	0
		SPENCER	1	0	0	0	0
		Total	3	12	21	40	0
	New Castle Nursing and Rehab	ANDERSON	1	0	0	1	0

Table 30 - 2020 Kentucky Long Term Care Facility Patient Origin

ADD	Facility Name	Patient County	Under 65	65-74	75-84	Over 85	Unknown
		CARROLL	0	1	0	0	0
		FAYETTE	1	4	2	0	0
		FRANKLIN	0	0	0	1	0
		GALLATIN	0	0	0	1	0
		HENRY	2	6	12	11	0
		IN	0	0	1	0	0
		KENTON	0	0	0	1	0
		OLDHAM	0	0	1	0	0
		SHELBY	0	1	3	0	0
		TRIMBLE	0	1	0	2	0
		Total	4	13	19	17	0
	Park Terrace Health Campus						
		BULLITT	0	0	0	3	0
		JEFFERSON	1	4	12	31	6
		NELSON	0	0	1	0	0
		SHELBY	0	0	1	0	0
		Total	1	4	14	34	6
	Providence Louisville East Post Acute						
		BULLITT	11	0	2	1	0
		CLARK	1	0	0	0	0
		FAYETTE	2	1	0	0	0
		FRANKLIN	1	0	1	0	0
		GRAVES	1	0	0	0	0
		GREENUP	1	0	0	0	0
		JEFFERSON	28	41	26	27	0
		KENTON	2	0	0	0	0
		LEWIS	0	0	1	0	0
		MADISON	0	0	1	0	0
		MCCRACKEN	1	0	0	0	0
		OLDHAM	1	0	1	3	0
		PIKE	0	1	0	0	0
		SCOTT	1	0	0	0	0
		SHELBY	1	2	0	0	0
		TAYLOR	1	0	0	0	0
		WHITLEY	1	0	0	0	0
		Total	53	45	32	31	0
	Regency Center						
		BULLITT	0	0	0	1	0
		GRAYSON	0	0	4	0	0

Table 30 - 2020 Kentucky Long Term Care Facility Patient Origin

ADD	Facility Name	Patient County	Under 65	65-74	75-84	Over 85	Unknown
		HARDIN	0	9	0	0	0
		JEFFERSON	7	28	18	12	0
		Other	0	0	0	0	11
		WARREN	1	5	2	2	0
		Total	8	42	24	15	11
	Regis Woods	BULLITT	3	1	0	0	0
		FAYETTE	3	6	0	0	0
		JEFFERSON	27	33	36	0	0
		MEADE	0	2	0	0	0
		NELSON	0	0	1	0	0
		ROCKCASTLE	1	0	0	0	0
		SHELBY	3	1	3	0	0
		WOODFORD	1	0	0	0	0
		Total	38	43	40	0	0
	Richwood Nursing and Rehab	CARROLL	0	0	1	0	0
		FAYETTE	0	2	1	0	0
		FRANKLIN	0	2	0	1	0
		HARDIN	0	0	1	0	0
		HARRISON	0	0	0	1	0
		HENRY	1	2	2	3	0
		IN	1	1	0	0	0
		JEFFERSON	6	11	7	6	0
		LARUE	0	1	1	0	0
		OH	0	1	1	0	0
		OLDHAM	6	7	14	12	0
		OWEN	0	0	1	0	0
		RUSSELL	0	0	1	1	0
		SCOTT	0	0	0	1	0
		SHELBY	0	1	1	1	0
		TRIMBLE	0	0	2	2	0
		Total	14	28	33	28	0
	Rivers Edge Nursing and Rehabilitation Center	JEFFERSON	12	18	26	26	0
		Total	12	18	26	26	0
	Sanders Ridge Health Campus	BULLITT	0	2	3	7	0
		JEFFERSON	0	0	6	7	0

Table 30 - 2020 Kentucky Long Term Care Facility Patient Origin

ADD	Facility Name	Patient County	Under 65	65-74	75-84	Over 85	Unknown
		NELSON	0	0	1	0	0
		SPENCER	1	0	2	0	0
		Total	1	2	12	14	0
	Seneca Place						
		BARREN	0	0	1	0	0
		BRECKINRIDGE	0	0	1	0	0
		BULLITT	2	1	0	0	0
		FRANKLIN	1	0	0	0	0
		JEFFERSON	17	25	20	14	0
		NELSON	0	1	0	0	0
		OLDHAM	1	0	1	1	0
		Other	1	0	0	0	0
		ROCKCASTLE	1	0	0	0	0
		SHELBY	0	1	0	0	0
		SPENCER	0	0	0	1	0
		TAYLOR	0	1	0	0	0
		WAYNE	1	0	0	0	0
		Total	24	29	23	16	0
	Signature Healthcare At Jefferson Manor Rehab						
		JEFFERSON	5	24	24	13	0
		Total	5	24	24	13	0
	Signature Healthcare at Jefferson Place Rehab						
		FAYETTE	0	1	0	0	0
		HARDIN	0	1	0	0	0
		JEFFERSON	5	12	14	22	0
		NELSON	0	1	0	0	0
		Total	5	15	14	22	0
	Signature Healthcare At Rockford Rehab						
		BULLITT	0	1	0	1	0
		FLOYD	1	0	0	0	0
		JEFFERSON	21	22	17	8	0
		TAYLOR	0	1	0	0	0
		Total	22	24	17	9	0
	Signature Healthcare at St Mary Elizabeth Hosp						
		ADAIR	0	0	0	0	0
		BULLITT	0	0	1	0	0
		HARDIN	0	0	1	0	0
		JEFFERSON	1	5	4	7	0
		TAYLOR	0	0	1	0	0

Table 30 - 2020 Kentucky Long Term Care Facility Patient Origin

ADD	Facility Name	Patient County	Under 65	65-74	75-84	Over 85	Unknown
		Total	1	5	7	7	0
	Signature Healthcare of East Louisville	BULLITT	4	5	5	1	0
		CLARK	1	1	1	0	0
		FAYETTE	0	1	0	0	0
		HARDIN	0	0	2	0	0
		HENRY	0	0	1	0	0
		JEFFERSON	18	27	14	5	0
		Total	23	34	23	6	0
	Signature Healthcare of South Louisville	JEFFERSON	8	33	18	17	0
		Total	8	33	18	17	0
	Signature Healthcare of Spencer County	BULLITT	0	1	1	2	0
		CLARK	0	1	0	0	0
		FAYETTE	0	0	1	0	0
		FRANKLIN	0	0	0	2	0
		HARDIN	0	0	1	1	0
		JEFFERSON	1	4	7	1	0
		NELSON	0	1	1	0	0
		OLDHAM	0	0	1	1	0
		SHELBY	4	5	2	1	0
		SPENCER	5	3	6	11	0
		TN	0	1	0	0	0
		WASHINGTON	0	1	1	0	0
		WV	0	0	0	1	0
		Total	10	17	21	20	0
	Springhurst Health and Rehab	BULLITT	1	0	0	1	0
		JEFFERSON	4	3	4	20	0
		OLDHAM	0	2	2	0	0
		WASHINGTON	0	0	0	1	0
		Total	5	5	6	22	0
	St Matthews Care Center	JEFFERSON	28	30	25	16	0
		Total	28	30	25	16	0
	Summerfield Rehab and Wellness	ADAIR	0	0	1	0	0
		BULLITT	0	0	1	0	0

Table 30 - 2020 Kentucky Long Term Care Facility Patient Origin

ADD	Facility Name	Patient County	Under 65	65-74	75-84	Over 85	Unknown
		HARDIN	0	1	1	0	0
		JEFFERSON	13	33	21	32	0
		MARSHALL	0	0	0	1	0
		MEADE	0	1	0	1	0
		Other	0	0	1	0	0
		Total	13	35	25	34	0
	Sycamore Heights Health and Rehab						
		JEFFERSON	15	25	18	11	0
		Total	15	25	18	11	0
	The Forum at Brookside						
		HARDIN	0	1	2	5	0
		JEFFERSON	0	0	5	9	0
		LAUREL	0	0	4	1	0
		Total	0	1	11	15	0
	Treyton Oaks Towers						
		JEFFERSON	0	7	9	22	0
		Other	0	0	0	1	0
		Total	0	7	9	23	0
	Valhalla Post Acute						
		BULLITT	1	2	1	0	0
		FRANKLIN	1	0	0	0	0
		HARRISON	0	0	1	0	0
		HENRY	0	0	1	0	0
		IN	0	0	1	0	0
		JEFFERSON	7	12	25	32	0
		NELSON	1	0	0	1	0
		OLDHAM	1	2	2	5	0
		SHELBY	0	2	1	2	0
		SPENCER	1	0	1	1	0
		Total	12	18	33	41	0
	Wesley Manor						
		BATH	0	0	1	0	0
		BULLITT	0	1	3	0	0
		CLAY	0	0	0	1	0
		IN	1	1	1	0	0
		JEFFERSON	2	3	15	24	0
		MARION	0	1	0	0	0
		MORGAN	0	0	0	1	0
		NELSON	0	1	2	4	0

Table 30 - 2020 Kentucky Long Term Care Facility Patient Origin

ADD	Facility Name	Patient County	Under 65	65-74	75-84	Over 85	Unknown
		TN	0	0	0	1	0
		Total	3	7	22	31	0
	Westminster Terrace	CARROLL	0	0	0	1	0
		DAVISS	0	0	1	0	0
		FAYETTE	1	0	0	0	0
		FLOYD	0	1	1	0	0
		HARDIN	0	1	0	0	0
		IN	0	1	0	0	0
		JEFFERSON	19	9	16	23	0
		LARUE	0	0	0	2	0
		MCCREARY	1	0	0	0	0
		Total	21	12	18	26	0
	Westport Place Health Campus	BULLITT	0	0	0	1	0
		IN	0	0	0	1	0
		JEFFERSON	0	4	9	16	0
		OLDHAM	0	0	1	0	0
		Total	0	4	10	18	0
		ADD:6 Total	740	975	1,001	1,061	95
ADD:7	Boonespring Transitional Care Center	BOONE	9	24	44	27	0
		GALLATIN	0	1	1	0	0
		GRANT	0	3	6	0	0
		KENTON	0	0	0	2	0
		Total	9	28	51	29	0
	Bridgepoint Care and Rehabilitation Center	BOONE	34	25	11	3	0
		CAMPBELL	1	0	2	0	0
		CARROLL	0	0	1	0	0
		CASEY	0	0	0	1	0
		CLARK	2	1	0	0	0
		FAYETTE	6	2	1	0	0
		FRANKLIN	5	5	0	2	0
		GRANT	1	0	0	0	0
		JEFFERSON	2	0	0	0	0
		JESSAMINE	0	0	1	0	0
		KENTON	11	8	7	1	0

Table 30 - 2020 Kentucky Long Term Care Facility Patient Origin

ADD	Facility Name	Patient County	Under 65	65-74	75-84	Over 85	Unknown
		OWEN	1	0	0	0	0
		PENDLETON	1	0	0	0	0
		PIKE	1	0	0	0	0
		SCOTT	0	1	0	0	0
		Total	65	42	23	7	0
	Carmel Manor						
		BOONE	0	1	3	0	0
		CAMPBELL	0	0	8	23	0
		KENTON	0	5	13	0	0
		OH	0	0	4	1	0
		Total	0	6	28	24	0
	Coldspring Transitional Care Center						
		BOONE	2	2	3	3	0
		BRACKEN	0	3	2	1	0
		CAMPBELL	4	16	12	19	0
		FAYETTE	0	1	2	0	0
		GRANT	0	0	1	1	0
		HARRISON	0	2	0	0	0
		IL	0	1	0	0	0
		KENTON	7	16	8	11	0
		OH	1	0	3	1	0
		Other	0	1	0	0	0
		PENDLETON	0	2	1	1	0
		Total	14	44	32	37	0
	Emerald Trace						
		BOONE	0	1	3	4	0
		KENTON	0	5	6	10	0
		OH	0	0	0	1	0
		Other	0	0	0	1	0
		PENDLETON	0	0	1	0	0
		Total	0	6	10	16	0
	Florence Park Care Center						
		BOONE	12	15	13	17	0
		CAMPBELL	3	7	0	1	0
		GRANT	0	0	0	1	0
		HENRY	0	1	0	0	0
		KENTON	5	5	10	10	0
		OH	0	0	0	0	0
		SCOTT	1	0	0	0	0

Table 30 - 2020 Kentucky Long Term Care Facility Patient Origin

ADD	Facility Name	Patient County	Under 65	65-74	75-84	Over 85	Unknown
		Total	21	28	23	29	0
	Gallatin Nursing and Rehab	ANDERSON	0	1	0	0	0
		BOONE	2	4	2	8	0
		BOYD	0	0	1	0	0
		CAMPBELL	1	0	0	0	0
		CARROLL	3	1	3	4	0
		CARTER	0	0	0	1	0
		FAYETTE	2	1	0	0	0
		GALLATIN	1	3	6	6	0
		GARRARD	1	0	0	0	0
		GRANT	2	0	4	2	0
		JESSAMINE	0	1	0	0	0
		KENTON	2	3	4	3	0
		MO	0	0	0	1	0
		OH	0	0	1	0	0
		OWEN	0	2	1	3	0
		PENDLETON	0	0	1	0	0
		POWELL	0	1	0	0	0
		PULASKI	1	0	0	0	0
		ROCKCASTLE	0	1	0	0	0
		TN	0	0	0	1	0
		TRIMBLE	1	0	0	0	0
		Total	16	18	23	29	0
	Grant Center	GRANT	26	16	24	17	0
		Total	26	16	24	17	0
	Highlandspring of Ft Thomas	BOONE	1	2	3	3	0
		BRACKEN	0	0	0	1	0
		CAMPBELL	3	11	14	22	0
		KENTON	1	7	15	4	0
		OH	0	0	0	1	0
		Other	0	0	4	3	0
		PENDLETON	0	1	1	0	0
		Total	5	21	37	34	0
	Ivy Knoll	KENTON	0	0	0	0	0
		Total	0	0	0	0	0

Table 30 - 2020 Kentucky Long Term Care Facility Patient Origin

ADD	Facility Name	Patient County	Under 65	65-74	75-84	Over 85	Unknown
	Madonna Manor	BOONE	0	1	4	7	0
		CAMPBELL	0	0	0	1	0
		GRANT	1	0	1	1	0
		KENTON	0	2	7	24	0
		OH	0	0	1	1	0
		Total	1	3	13	34	0
	Owenton Center	ANDERSON	1	0	0	0	0
		FAYETTE	0	2	0	1	0
		FRANKLIN	5	0	1	1	0
		GALLATIN	0	1	0	0	0
		GRANT	0	1	1	1	0
		HARDIN	1	0	0	0	0
		HENRY	0	1	1	0	0
		IL	1	0	0	0	0
		KENTON	0	0	0	1	0
		MADISON	0	0	1	0	0
		Other	5	5	2	2	0
		OWEN	8	7	7	13	0
		PENDLETON	2	0	0	0	0
		PIKE	1	0	0	0	0
		SCOTT	0	0	1	0	0
		SHELBY	1	0	0	0	0
		TRIMBLE	0	1	0	0	0
		Total	25	18	14	19	0
	River Valley Nursing Home	BOONE	1	0	0	1	0
		BRACKEN	0	0	1	2	0
		CAMPBELL	1	0	8	9	0
		GRANT	0	0	1	1	0
		KENTON	1	1	1	4	0
		MCCREARY	0	0	0	1	0
		Other	0	0	0	1	0
		OWEN	0	1	0	0	0
		PENDLETON	3	1	5	11	0
		Total	6	3	16	30	0
	Rosedale Green	BOONE	2	0	5	12	0

Table 30 - 2020 Kentucky Long Term Care Facility Patient Origin

ADD	Facility Name	Patient County	Under 65	65-74	75-84	Over 85	Unknown
		CAMPBELL	0	1	1	2	0
		FAYETTE	0	0	0	1	0
		HARRISON	1	0	0	0	0
		KENTON	5	9	22	50	0
		Other	0	0	5	9	0
		OWEN	0	0	0	1	0
		Total	8	10	33	75	0
	Signature Healthcare of Carrollton Rehab	BOONE	0	1	0	0	0
		CARROLL	8	10	10	13	0
		FAYETTE	2	1	1	0	0
		GRANT	0	1	0	0	0
		HENRY	0	0	2	0	0
		KENTON	0	2	1	0	0
		MORGAN	0	0	1	0	0
		OLDHAM	0	1	0	0	0
		OWEN	0	0	1	0	0
		SCOTT	0	0	1	0	0
		TRIMBLE	1	1	1	1	0
		Total	11	17	18	14	0
	St Charles Care Center	KENTON	0	0	0	0	0
		Total	0	0	0	0	0
	St Elizabeth Florence SNF	BOONE	1	1	2	3	0
		CAMPBELL	0	1	0	0	0
		KENTON	0	2	3	0	0
		Total	1	4	5	3	0
	St Elizabeth FT Thomas SNF	BOONE	1	2	1	3	0
		CAMPBELL	0	0	1	0	0
		GRANT	0	0	0	1	0
		KENTON	0	2	4	1	0
		Total	1	4	6	5	0
	The Pavilion at Kenton	BOONE	2	4	0	2	0
		CAMPBELL	4	2	4	2	0
		FAYETTE	0	1	0	0	0
		JEFFERSON	1	0	0	0	0

Table 30 - 2020 Kentucky Long Term Care Facility Patient Origin

ADD	Facility Name	Patient County	Under 65	65-74	75-84	Over 85	Unknown
		KENTON	11	14	8	8	0
		OH	0	2	0	0	0
		Other	0	1	1	0	0
		OWEN	1	0	0	0	0
		PENDLETON	0	0	1	0	0
		ROBERTSON	1	0	0	0	0
		SCOTT	0	0	1	0	0
		Total	20	24	15	12	0
	The Seasons at Alexandria						
		BOONE	0	0	0	4	0
		CAMPBELL	3	10	22	39	0
		HARRISON	0	0	0	1	0
		IN	0	0	0	1	0
		KENTON	1	4	7	5	0
		OH	0	0	0	1	0
		PENDLETON	0	2	1	4	0
		TN	0	0	1	0	0
		Total	4	16	31	55	0
	Village Care Center						
		BOONE	0	0	5	7	0
		CAMPBELL	1	2	0	5	0
		GRANT	0	0	2	0	0
		KENTON	1	9	22	30	0
		LEE	0	1	0	0	0
		OH	1	0	0	0	0
		Total	3	12	29	42	0
	Villaspring of Erlanger						
		BOONE	5	35	15	20	0
		CAMPBELL	1	1	0	0	0
		GRANT	1	1	1	0	0
		HARRISON	0	0	0	2	0
		KENTON	1	5	10	12	0
		PENDLETON	1	1	0	0	0
		Total	9	43	26	34	0
	Woodcrest Nursing and Rehabilitation Center						
		BOONE	3	4	4	5	0
		BOYLE	0	1	0	0	0
		CAMPBELL	2	2	2	3	0
		FAYETTE	0	0	0	2	0

Table 30 - 2020 Kentucky Long Term Care Facility Patient Origin

ADD	Facility Name	Patient County	Under 65	65-74	75-84	Over 85	Unknown
		GALLATIN	2	0	2	0	0
		GRANT	0	1	2	2	0
		KENTON	9	7	9	5	0
		OH	0	0	1	0	0
		Other	0	0	1	0	0
		OWEN	1	0	0	0	0
		PENDLETON	0	1	0	0	0
		SCOTT	0	1	0	0	0
		Total	17	17	21	17	0
		ADD:7 Total	262	380	478	562	0
ADD:8	Bracken County Nursing and Rehabilitation Center						
		BOONE	0	0	1	0	0
		BRACKEN	0	6	3	1	0
		CAMPBELL	0	0	2	0	0
		KENTON	0	1	0	0	0
		MASON	0	2	3	1	0
		OH	0	0	0	2	0
		Other	1	0	0	0	0
		PENDLETON	0	0	1	0	0
		WHITLEY	0	0	1	0	0
		Total	1	9	11	4	0
	Maysville Nursing and Rehabilitation Facility						
		BRACKEN	3	2	3	0	0
		CAMPBELL	0	0	1	0	0
		ESTILL	1	0	0	0	0
		FLEMING	4	0	5	2	0
		HARRISON	0	1	0	1	0
		IN	1	0	0	0	0
		KENTON	0	1	0	0	0
		LEWIS	0	2	1	0	0
		MASON	5	6	15	9	0
		MONTGOMERY	0	1	0	0	0
		OH	0	0	0	3	0
		PENDLETON	0	0	0	1	0
		ROWAN	0	0	1	0	0
		Total	14	13	26	16	0
	Pioneer Trace Nursing Home						
		FLEMING	2	8	8	21	0

Table 30 - 2020 Kentucky Long Term Care Facility Patient Origin

ADD	Facility Name	Patient County	Under 65	65-74	75-84	Over 85	Unknown
		GREENUP	0	1	0	0	0
		LEWIS	0	0	2	0	0
		MASON	0	1	2	2	0
		OH	0	1	0	2	0
		ROBERTSON	0	1	0	0	0
		ROWAN	0	2	5	2	0
		WOODFORD	0	1	0	0	0
		Total	2	15	17	27	0
	Robertson County Health Care Facility	BATH	0	0	2	0	0
		BOURBON	0	2	0	1	0
		CLARK	0	0	0	1	0
		FLEMING	1	1	3	0	0
		HARRISON	3	0	4	0	0
		LEWIS	0	0	2	0	0
		MADISON	1	0	0	0	0
		MASON	2	2	1	4	0
		ROBERTSON	1	1	3	2	0
		ROWAN	0	0	1	0	0
		Total	8	6	16	8	0
	Vanceburg Rehabilitation and Care	LEWIS	24	21	13	13	0
		Total	24	21	13	13	0
		ADD:8 Total	49	64	83	68	0
ADD:9	Edgewood Estates	BATH	0	1	2	2	0
		BOYD	1	0	0	0	0
		FAYETTE	0	0	1	0	0
		JOHNSON	1	0	0	0	0
		MENIFEE	1	4	1	4	0
		METCALFE	0	0	0	1	0
		MONTGOMERY	1	2	1	3	0
		MORGAN	0	0	2	3	0
		OH	0	0	0	1	0
		PIKE	0	0	1	0	0
		ROWAN	0	0	1	0	0
		VA	0	0	0	1	0
		WOLFE	0	0	1	0	0

Table 30 - 2020 Kentucky Long Term Care Facility Patient Origin

ADD	Facility Name	Patient County	Under 65	65-74	75-84	Over 85	Unknown
		Total	4	7	10	15	0
	Life Care Center of Morehead	BATH	3	1	5	4	0
		CARTER	3	3	2	2	0
		ELLIOTT	0	1	1	0	0
		FAYETTE	1	0	0	0	0
		FLEMING	2	1	2	0	0
		FLOYD	0	1	0	0	0
		LEWIS	1	0	0	0	0
		MASON	0	1	0	0	0
		MENIFEE	1	0	0	0	0
		MONTGOMERY	0	3	1	0	0
		MORGAN	2	0	1	1	0
		Other	0	0	1	0	0
		PIKE	0	0	1	0	0
		ROWAN	6	7	18	8	0
		Total	19	18	32	15	0
	Ridgeway Nursing and Rehabilitation	BATH	5	13	5	13	0
		CARTER	0	0	0	1	0
		CLARK	1	1	1	1	0
		FAYETTE	0	1	0	0	0
		MARTIN	0	1	0	0	0
		MONTGOMERY	2	0	4	1	0
		POWELL	0	0	1	0	0
		ROWAN	4	1	7	3	0
		Total	12	17	18	19	0
	St Claire Medical Center TCU	CARTER	0	0	0	0	0
		ROWAN	0	0	0	0	0
		Total	0	0	0	0	0
	West Liberty Nursing and Rehabilitation Center	ELLIOTT	1	0	2	1	0
		KNOTT	0	0	0	1	0
		MAGOFFIN	2	0	0	1	0
		MARTIN	0	1	0	0	0
		MENIFEE	1	4	1	1	0
		MORGAN	2	4	7	8	0
		ROWAN	1	3	0	2	0

Table 30 - 2020 Kentucky Long Term Care Facility Patient Origin

ADD	Facility Name	Patient County	Under 65	65-74	75-84	Over 85	Unknown
		WOLFE	0	0	1	0	0
		Total	7	12	11	14	0
	Windsor Care Center	BATH	1	1	2	3	0
		CLARK	0	1	2	6	0
		FAYETTE	0	0	0	1	0
		FLOYD	0	1	0	0	0
		MENIFEE	0	1	0	2	0
		MONTGOMERY	8	10	16	32	0
		MORGAN	0	0	1	0	0
		NELSON	0	0	1	0	0
		Other	0	0	0	1	0
		PENDLETON	0	0	1	0	0
		POWELL	0	3	0	0	0
		ROWAN	1	0	1	0	0
		VA	0	0	1	0	0
		Total	10	17	25	45	0
		ADD:9 Total	52	71	96	108	0
ADD:10	Boyd Nursing and Rehabilitation Center	BOYD	16	15	14	8	0
		Total	16	15	14	8	0
	Carter Nursing and Rehabilitation Center	BOYD	4	1	7	2	0
		CARTER	7	16	24	19	0
		ELLIOTT	0	1	2	0	0
		FLEMING	0	1	0	0	0
		GREENUP	0	0	1	1	0
		LAWRENCE	1	1	0	0	0
		MORGAN	0	0	0	1	0
		Other	0	0	0	1	0
		PIKE	0	1	0	0	0
		ROWAN	4	1	1	1	0
		WV	0	0	0	1	0
		Total	16	22	35	26	0
	Elliott Nursing and Rehabilitation Center	BOYD	2	1	0	1	0
		CARTER	1	2	5	11	0
		ELLIOTT	1	5	8	8	0

Table 30 - 2020 Kentucky Long Term Care Facility Patient Origin

ADD	Facility Name	Patient County	Under 65	65-74	75-84	Over 85	Unknown
		FLEMING	0	1	0	1	0
		HARRISON	1	0	0	0	0
		JOHNSON	0	1	1	0	0
		LAWRENCE	0	0	1	0	0
		MENIFEE	0	2	0	0	0
		MORGAN	0	2	2	2	0
		ROWAN	3	1	4	1	0
		Total	8	15	21	24	0
	Kings Daughters Medical Center	Other	0	0	0	0	0
		Total	0	0	0	0	0
	Kingsbrook Lifecare Center	BOYD	6	15	21	26	0
		CARTER	1	2	1	5	0
		FAYETTE	2	0	0	0	0
		GREENUP	4	4	3	9	0
		IN	0	0	0	1	0
		JOHNSON	0	1	0	0	0
		LAWRENCE	0	0	1	2	0
		LEWIS	0	1	0	0	0
		MARTIN	0	1	0	1	0
		MORGAN	1	0	0	0	0
		OH	0	3	3	4	0
		WV	1	1	2	2	0
		Total	15	28	31	50	0
	Oakmont Manor	BOYD	0	0	0	0	24
		CARTER	0	0	0	0	7
		ELLIOTT	0	0	0	0	3
		GREENUP	0	0	0	0	33
		LAWRENCE	0	0	0	0	1
		OH	0	0	0	0	4
		WV	0	0	0	0	2
		Total	0	0	0	0	74
	Russell Convalescent Home	GREENUP	0	0	0	0	0
		Total	0	0	0	0	0
	South Shore Nursing and Rehabilitation Center	BOYD	4	5	0	1	0

Table 30 - 2020 Kentucky Long Term Care Facility Patient Origin

ADD	Facility Name	Patient County	Under 65	65-74	75-84	Over 85	Unknown
		CARTER	1	0	2	0	0
		GREENUP	4	6	10	4	0
		LEWIS	0	1	2	0	0
		NICHOLAS	0	0	2	0	0
		WV	1	0	3	1	0
		Total	10	12	19	6	0
	The Jordan Center						
		BOYD	0	0	2	0	0
		ELLIOTT	1	0	0	0	0
		FLOYD	0	1	0	0	0
		JEFFERSON	0	1	0	0	0
		JOHNSON	0	1	0	1	0
		LAWRENCE	5	5	14	13	0
		MADISON	1	0	0	0	0
		MARTIN	1	4	1	0	0
		Other	0	1	0	0	0
		PIKE	1	0	0	1	0
		WV	1	0	0	4	0
		Total	10	13	17	19	0
	Woodland Oaks						
		BOYD	5	10	24	42	0
		GREENUP	0	2	2	4	0
		LAWRENCE	0	0	1	1	0
		OH	0	1	3	2	0
		Total	5	13	30	49	0
	Wurtland Nursing and Rehabilitation Center						
		BOYD	10	14	10	3	0
		CARTER	1	0	0	3	0
		GREENUP	9	12	10	11	0
		LEWIS	1	0	0	0	0
		OH	0	1	0	0	0
		ROWAN	1	0	0	1	0
		WV	0	1	0	0	0
		Total	22	28	20	18	0
		ADD:10 Total	102	146	187	200	74
ADD:11	Good Shepherd Community Nursing Center						
		BELL	0	2	3	0	0
		FAYETTE	1	0	0	0	0

Table 30 - 2020 Kentucky Long Term Care Facility Patient Origin

ADD	Facility Name	Patient County	Under 65	65-74	75-84	Over 85	Unknown
		FLOYD	4	0	0	0	0
		HARLAN	0	1	0	0	0
		JOHNSON	4	1	0	0	0
		KNOX	1	0	0	0	0
		LEE	1	0	0	0	0
		LOGAN	0	1	1	0	0
		MARTIN	0	0	1	0	0
		Other	4	0	1	0	0
		PERRY	0	1	0	0	0
		PIKE	19	13	20	11	0
		WAYNE	1	0	0	0	0
		WV	3	3	3	2	0
		Total	38	22	29	13	0
	Landmark of Elkhorn City Rehabilitation	FLOYD	3	1	0	0	0
		HARLAN	0	0	1	0	0
		JEFFERSON	0	0	0	1	0
		JESSAMINE	0	0	1	0	0
		JOHNSON	1	0	0	0	0
		KNOTT	0	0	1	0	0
		LAUREL	1	0	0	0	0
		LAWRENCE	1	0	0	0	0
		LETCHER	1	4	0	0	0
		MARTIN	0	2	0	0	0
		PERRY	0	0	1	0	0
		PIKE	11	10	15	13	0
		VA	1	1	6	2	0
		WV	0	0	1	0	0
		Total	19	18	26	16	0
	Martin County Health Care Facility	CARROLL	0	0	1	0	0
		JOHNSON	0	2	0	1	0
		LAWRENCE	1	0	2	1	0
		MAGOFFIN	0	0	1	0	0
		MARTIN	5	9	9	6	0
		UNION	1	0	0	0	0
		WV	1	1	2	3	0
		Total	8	12	15	11	0
	Mountain Manor of Paintsville						

Table 30 - 2020 Kentucky Long Term Care Facility Patient Origin

ADD	Facility Name	Patient County	Under 65	65-74	75-84	Over 85	Unknown
		FLOYD	3	1	6	4	0
		JEFFERSON	0	0	0	1	0
		JOHNSON	7	5	16	23	0
		KNOTT	0	0	0	1	0
		LAUREL	1	0	0	0	0
		LAWRENCE	0	2	0	1	0
		LETCHER	0	1	0	0	0
		MAGOFFIN	0	0	1	1	0
		MARTIN	1	0	0	2	0
		MORGAN	0	0	0	1	0
		OH	0	0	1	0	0
		PIKE	1	1	2	1	0
		Total	13	10	26	35	0
	Parkview Nursing and Rehabilitation Center (Pikeville)	BREATHITT	0	3	2	0	0
		FAYETTE	2	1	0	0	0
		KNOTT	3	1	0	2	0
		LETCHER	1	3	2	1	0
		MAGOFFIN	0	0	2	0	0
		Other	0	2	1	0	0
		OWSLEY	0	1	0	0	0
		PERRY	3	2	1	1	0
		PIKE	9	9	13	11	0
		TN	1	4	3	1	0
		WV	0	2	0	0	0
		Total	19	28	24	16	0
	Pikeville Nursing and Rehab Center	FLOYD	4	3	7	3	0
		JOHNSON	0	0	0	1	0
		KNOTT	1	0	0	0	0
		LETCHER	1	0	1	0	0
		PIKE	14	21	17	11	0
		WV	1	0	2	0	0
		Total	21	24	27	15	0
	Prestonsburg Health Care Center	FLOYD	1	4	5	8	0
		JOHNSON	1	3	4	3	0
		KNOTT	0	0	0	1	0
		LAWRENCE	0	0	0	1	0

Table 30 - 2020 Kentucky Long Term Care Facility Patient Origin

ADD	Facility Name	Patient County	Under 65	65-74	75-84	Over 85	Unknown
		MAGOFFIN	1	0	0	1	0
		MARTIN	0	0	0	1	0
		OH	0	0	1	0	0
		PIKE	0	1	2	0	0
		WV	0	1	0	1	0
		Total	3	9	12	16	0
	Riverview Health Care Center	FLOYD	9	8	21	14	0
		GREENUP	0	1	0	0	0
		JEFFERSON	0	1	0	0	0
		JOHNSON	0	6	3	1	0
		KNOTT	0	1	0	0	0
		MAGOFFIN	2	1	1	0	0
		OH	0	0	0	1	0
		PERRY	2	0	0	0	0
		PIKE	0	1	0	1	0
		TN	0	1	0	0	0
		Total	13	20	25	17	0
	Salyersville Nursing and Rehabilitation Center	BOYD	0	1	1	0	0
		FLOYD	1	2	5	0	0
		GREENUP	0	1	0	0	0
		HARRISON	0	0	1	0	0
		JOHNSON	5	9	6	4	0
		MAGOFFIN	10	7	14	8	0
		MARTIN	0	1	0	0	0
		MENIFEE	0	1	0	0	0
		MORGAN	1	2	1	0	0
		Other	0	1	0	0	0
		PERRY	1	1	0	0	0
		PIKE	1	0	0	0	0
		ROWAN	1	0	0	0	0
		WOLFE	0	1	0	0	0
		Total	20	27	28	12	0
	Tug Valley ARH Skilled Nursing Facility	PIKE	3	1	3	4	0
		WV	0	2	1	0	0
		Total	3	3	4	4	0
	Venture Home of Paintsville						

Table 30 - 2020 Kentucky Long Term Care Facility Patient Origin

ADD	Facility Name	Patient County	Under 65	65-74	75-84	Over 85	Unknown
		JOHNSON	0	0	0	0	0
		Total	0	0	0	0	0
ADD:12		ADD:11 Total	157	173	216	155	0
	Hazard Health and Rehabilitation Center	BELL	0	0	1	0	0
		BREATHITT	4	2	3	2	0
		CLARK	1	0	0	0	0
		CLAY	1	0	1	0	0
		ELLIOTT	0	1	0	0	0
		FAYETTE	0	1	0	0	0
		FLOYD	1	1	4	0	0
		HARLAN	0	1	0	1	0
		KNOTT	1	6	3	2	0
		LEE	0	0	1	0	0
		LESLIE	1	0	0	1	0
		LETCHER	0	1	0	1	0
		MAGOFFIN	0	1	0	0	0
		MENIFEE	0	0	1	0	0
		OH	0	0	0	1	0
		Other	0	0	0	0	0
		PERRY	23	21	33	15	0
		PIKE	0	1	1	0	0
		WAYNE	0	1	0	0	0
		WOLFE	0	0	1	1	0
		Total	32	37	49	24	0
	Hyden Health and Rehabilitation Center	BREATHITT	1	0	0	0	0
		CLAY	4	4	5	1	0
		FLOYD	0	1	0	0	0
		HARLAN	1	1	0	0	0
		LAUREL	1	0	0	0	0
		LESLIE	4	16	19	17	0
		PERRY	5	5	3	0	0
		WHITLEY	0	0	0	1	0
		Total	16	27	27	19	0
	Knott County Health and Rehabilitation Center	FLOYD	5	0	5	3	0
		JOHNSON	0	1	0	0	0

Table 30 - 2020 Kentucky Long Term Care Facility Patient Origin

ADD	Facility Name	Patient County	Under 65	65-74	75-84	Over 85	Unknown
		KNOTT	4	18	15	14	0
		LETCHER	0	1	0	0	0
		MAGOFFIN	0	0	0	1	0
		PERRY	2	3	3	1	0
		Total	11	23	23	19	0
	Lee County Care and Rehabilitation Center	BELL	0	0	1	1	0
		BOURBON	0	0	0	1	0
		BREATHITT	0	11	1	0	0
		BUTLER	0	3	0	0	0
		CAMPBELL	0	2	0	0	0
		CLARK	2	0	0	4	0
		CLAY	0	4	2	0	0
		ESTILL	0	4	0	0	0
		FAYETTE	0	8	3	0	0
		FLOYD	0	2	0	1	0
		FRANKLIN	0	0	0	1	0
		JACKSON	0	3	4	0	0
		JEFFERSON	1	0	2	0	0
		LEE	4	11	7	2	0
		WOLFE	0	4	0	4	0
		Total	7	52	20	14	0
	Letcher Manor	FLOYD	2	0	1	0	0
		GREENUP	0	0	1	0	0
		HARLAN	0	0	0	2	0
		JOHNSON	1	0	1	0	0
		KNOTT	3	0	2	0	0
		LAUREL	1	0	0	0	0
		LETCHER	16	17	20	0	13
		OH	0	1	0	0	0
		Other	0	0	1	0	0
		PERRY	7	4	3	1	0
		PIKE	3	0	1	0	0
		TN	0	1	0	1	0
		VA	0	1	0	0	0
		Total	33	24	30	4	13
	Nim Henson Geriatric Center	BATH	0	0	1	0	0

Table 30 - 2020 Kentucky Long Term Care Facility Patient Origin

ADD	Facility Name	Patient County	Under 65	65-74	75-84	Over 85	Unknown
		BREATHITT	3	9	12	10	0
		IN	0	1	0	0	0
		KNOTT	0	1	0	0	0
		KNOX	1	0	0	0	0
		LEE	0	1	0	0	0
		MORGAN	0	1	0	0	0
		Other	0	2	0	0	0
		OWSLEY	0	0	1	0	0
		PERRY	0	2	1	0	0
		SCOTT	1	0	0	0	0
		WOLFE	2	1	3	2	0
		Total	7	18	18	12	0
	Owsley County Health Care Center						
		BREATHITT	0	2	3	1	0
		CLAY	0	0	5	0	0
		ESTILL	0	0	0	1	0
		JACKSON	1	0	0	0	0
		JESSAMINE	1	1	1	0	0
		LAUREL	0	0	0	1	0
		LEE	1	2	3	4	0
		LESLIE	1	0	0	0	0
		OH	1	0	0	0	0
		OWSLEY	7	9	10	6	0
		PERRY	0	0	1	0	0
		WHITLEY	1	0	0	0	0
		Total	13	14	23	13	0
	Paul E Patton Eastern Ky Veterans Center						
		BATH	0	1	0	0	0
		BREATHITT	0	0	1	1	0
		CLAY	0	1	1	1	0
		ESTILL	0	1	0	0	0
		FAYETTE	0	2	1	2	0
		FLEMING	0	1	0	1	0
		FLOYD	0	2	1	2	0
		HARLAN	0	1	0	1	0
		HARRISON	0	0	1	0	0
		JACKSON	0	0	0	1	0
		JEFFERSON	0	2	1	0	0
		JOHNSON	0	0	1	1	0

Table 30 - 2020 Kentucky Long Term Care Facility Patient Origin

ADD	Facility Name	Patient County	Under 65	65-74	75-84	Over 85	Unknown
		KNOTT	0	0	1	1	0
		KNOX	0	0	1	1	0
		LAUREL	0	0	2	4	0
		LEE	0	1	1	0	0
		LESLIE	0	1	1	1	0
		LETCHER	0	3	1	2	0
		LINCOLN	1	0	0	0	0
		MADISON	0	0	0	1	0
		MAGOFFIN	0	0	1	0	0
		MENIFEE	0	1	0	0	0
		MERCER	0	0	1	0	0
		NICHOLAS	0	1	0	0	0
		OWSLEY	0	0	0	1	0
		PERRY	0	0	11	5	0
		PIKE	1	2	0	1	0
		POWELL	0	0	1	0	0
		PULASKI	0	0	0	1	0
		ROCKCASTLE	0	0	0	1	0
		SCOTT	0	0	1	1	0
		WAYNE	0	2	0	0	0
		WHITLEY	0	1	0	0	0
		WOLFE	0	1	0	0	0
		Total	2	24	29	30	0
	Wolfe County Health and Rehabilitation Center						
		BREATHITT	4	2	2	4	0
		CLARK	1	0	0	0	0
		LEE	0	0	2	1	0
		MORGAN	0	1	1	2	0
		OWSLEY	0	0	2	0	0
		POWELL	0	0	1	2	0
		ROWAN	0	0	1	0	0
		WOLFE	8	12	19	21	0
		Total	13	15	28	30	0
		ADD:12 Total	134	234	247	165	13
ADD:13	Barbourville Health and Rehabilitation Center						
		KNOX	8	11	32	28	0
		LAUREL	2	0	5	0	0
		WHITLEY	0	10	5	5	0

Table 30 - 2020 Kentucky Long Term Care Facility Patient Origin

ADD	Facility Name	Patient County	Under 65	65-74	75-84	Over 85	Unknown
		Total	10	21	42	33	0
	Christian Health Center - Corbin	BELL	0	0	0	2	0
		BOONE	0	0	1	0	0
		HARLAN	0	0	1	0	0
		KNOX	4	7	12	15	0
		LAUREL	1	6	6	5	0
		WHITLEY	0	5	7	9	0
		Total	5	18	27	31	0
	Corbin Health and Rehabilitation Center	BELL	0	3	1	0	0
		KNOX	0	0	5	1	0
		LAUREL	3	6	8	5	0
		Other	0	1	1	1	0
		WHITLEY	8	16	15	5	0
		Total	11	26	30	12	0
	Harlan Health and Rehabilitation Center	BELL	4	1	2	1	0
		CLARK	0	0	1	0	0
		CUMBERLAND	1	0	0	0	0
		FAYETTE	1	0	1	0	0
		HARLAN	16	13	19	8	0
		LAUREL	1	0	0	1	0
		LESLIE	0	1	0	1	0
		OH	0	1	0	1	0
		PULASKI	0	0	0	1	0
		WHITLEY	0	1	0	0	0
		Total	23	17	23	13	0
	Hillcrest Health and Rehabilitation Center	KNOX	5	6	8	4	0
		LAUREL	6	5	20	10	0
		WHITLEY	5	5	7	4	0
		Total	16	16	35	18	0
	Landmark of Laurel Creek Rehab and Nursing	CLAY	7	17	27	27	0
		JACKSON	0	0	1	0	0
		LAUREL	1	1	4	1	0
		WHITLEY	0	0	2	0	0
		Total	8	18	34	28	0

Table 30 - 2020 Kentucky Long Term Care Facility Patient Origin

ADD	Facility Name	Patient County	Under 65	65-74	75-84	Over 85	Unknown
	Laurel Heights Home for the Elderly	BELL	0	1	1	0	0
		CLAY	1	1	1	1	0
		CLINTON	0	1	0	0	0
		IN	0	0	0	1	0
		JACKSON	0	1	2	1	0
		KNOX	1	0	1	2	0
		LAUREL	5	11	34	43	0
		OWSLEY	0	0	0	1	0
		PULASKI	0	0	0	1	0
		WHITLEY	0	2	2	1	0
		Total	7	17	41	51	0
	Middlesboro Nursing and Rehab	BELL	2	8	20	39	0
		HARLAN	0	0	4	0	0
		KNOX	0	1	1	0	0
		PIKE	0	0	0	1	0
		TN	0	1	0	7	0
		VA	0	0	1	1	0
		Total	2	10	26	48	0
	Mountain View Nursing and Rehab Ctr	BELL	11	12	9	8	0
		FAYETTE	0	0	1	0	0
		HARLAN	0	1	2	4	0
		KNOX	0	1	2	0	0
		LAUREL	0	0	1	0	0
		MCCREARY	1	0	0	0	0
		PULASKI	0	0	1	0	0
		TN	1	0	0	1	0
		VA	0	0	1	0	0
		WHITLEY	0	1	2	0	0
		Total	13	15	19	13	0
	Rockcastle Health and Rehabilitation Center	BELL	0	1	1	0	0
		BOYLE	0	1	1	0	0
		CLAY	1	0	0	0	0
		GARRARD	0	0	1	0	0
		JACKSON	1	0	0	1	0
		JEFFERSON	1	0	0	0	0

Table 30 - 2020 Kentucky Long Term Care Facility Patient Origin

ADD	Facility Name	Patient County	Under 65	65-74	75-84	Over 85	Unknown
		LAUREL	1	4	3	2	0
		LINCOLN	0	0	3	4	0
		MADISON	1	1	2	1	0
		MCCREARY	0	0	1	0	0
		NELSON	0	0	0	1	0
		OH	0	0	1	0	0
		PULASKI	0	2	2	2	0
		ROCKCASTLE	7	3	7	15	0
		WHITLEY	0	1	0	0	0
		Total	12	13	22	26	0
	Rockcastle Regional Hospital and Respiratory Care	ALLEN	0	1	0	0	0
		BELL	0	0	2	0	0
		BOYD	1	0	0	0	0
		BOYLE	2	0	0	0	0
		BREATHITT	1	0	0	0	0
		CAMPBELL	2	0	0	0	0
		CARTER	2	0	0	0	0
		CLARK	4	0	0	0	0
		CLAY	1	1	0	0	0
		DAVISS	1	0	0	0	0
		FAYETTE	7	3	0	0	0
		FLEMING	1	0	0	0	0
		FLOYD	0	1	0	0	0
		GARRARD	2	0	0	0	0
		GRANT	2	0	0	0	0
		GRAYSON	0	1	0	0	0
		HARDIN	0	1	0	0	0
		HARLAN	3	1	0	1	0
		IL	1	2	0	0	0
		IN	2	0	0	0	0
		JACKSON	1	0	0	0	0
		JEFFERSON	4	1	0	0	0
		JESSAMINE	1	1	1	0	0
		JOHNSON	2	0	0	0	0
		KENTON	1	1	0	0	0
		KNOTT	1	1	0	0	0
		KNOX	5	1	0	0	0
		LAUREL	0	0	1	0	0

Table 30 - 2020 Kentucky Long Term Care Facility Patient Origin

ADD	Facility Name	Patient County	Under 65	65-74	75-84	Over 85	Unknown
		LEE	0	1	0	0	0
		LETCHER	0	1	0	0	0
		LEWIS	0	1	0	0	0
		LINCOLN	1	2	0	0	0
		LOGAN	1	1	0	0	0
		MADISON	3	1	0	0	0
		MCCRACKEN	1	0	0	0	0
		MCCREARY	1	0	0	0	0
		MONTGOMERY	2	0	0	0	0
		MORGAN	1	0	0	0	0
		MUHLENBERG	1	0	0	0	0
		Other	8	0	1	0	0
		OWEN	1	0	0	0	0
		OWSLEY	1	0	0	0	0
		PERRY	1	0	1	0	0
		PIKE	3	0	0	0	0
		PULASKI	1	1	0	0	0
		ROCKCASTLE	2	1	0	0	0
		RUSSELL	0	2	0	0	0
		TN	1	0	0	0	0
		UNION	1	0	0	0	0
		WARREN	1	1	0	0	0
		WASHINGTON	1	0	0	0	0
		WAYNE	1	0	0	0	0
		WHITLEY	4	0	2	0	0
		WV	1	0	0	0	0
		Total	85	28	8	1	0
	Signature HealthCare at Jackson Manor						
		CLARK	0	1	0	0	0
		CLAY	1	3	1	0	0
		GARRARD	0	0	1	0	0
		HARLAN	0	0	1	0	0
		JACKSON	6	5	5	4	0
		KNOX	1	0	1	0	0
		LAUREL	2	1	4	6	0
		MADISON	0	0	1	0	0
		OWSLEY	0	0	0	1	0
		ROCKCASTLE	2	0	0	0	0
		Total	12	10	14	11	0

Table 30 - 2020 Kentucky Long Term Care Facility Patient Origin

ADD	Facility Name	Patient County	Under 65	65-74	75-84	Over 85	Unknown
	The Heritage	BELL	0	0	0	1	0
		CLINTON	1	0	0	1	0
		JEFFERSON	0	0	1	0	0
		KNOX	2	1	0	3	0
		LAUREL	0	2	6	4	0
		MCCREARY	1	0	1	0	0
		MORGAN	0	0	0	1	0
		Other	0	0	0	2	0
		WHITLEY	3	6	12	16	0
		Total	7	9	20	28	0
	The Laurels	HARLAN	0	0	0	0	0
		Total	0	0	0	0	0
	Tri-Cities Nursing and Rehabilitation Center	HARLAN	9	8	20	11	0
		LETCHER	0	1	0	0	0
		PERRY	0	0	0	1	0
		Total	9	9	20	12	0
	Williamsburg Health and Rehabilitation Center	CAMPBELL	1	0	0	0	0
		LINCOLN	0	1	0	0	0
		MCCREARY	1	2	0	0	0
		PULASKI	1	0	0	0	0
		WHITLEY	5	16	34	29	0
		Total	8	19	34	29	0
		ADD:13 Total	228	246	395	354	0
ADD:14	Bluegrass Senior Living Somerset	BOYLE	0	0	1	0	0
		FAYETTE	0	0	0	1	0
		Other	0	0	0	1	0
		PULASKI	0	3	4	10	0
		RUSSELL	0	1	0	0	0
		WAYNE	0	0	0	1	0
		WHITLEY	0	1	0	0	0
		Total	0	5	5	13	0
	Bluegrass Way	TAYLOR	0	0	1	1	0

Table 30 - 2020 Kentucky Long Term Care Facility Patient Origin

ADD	Facility Name	Patient County	Under 65	65-74	75-84	Over 85	Unknown
		Total	0	0	1	1	0
	Campbellsville Nursing and Rehabilitation	ADAIR	0	0	0	1	0
		GREEN	1	1	2	1	0
		METCALFE	0	0	1	0	0
		RUSSELL	0	0	1	0	0
		TAYLOR	1	4	13	14	0
		Total	2	5	17	16	0
	Clinton County Care and Rehabilitation Center	CLINTON	1	7	14	8	0
		PULASKI	0	1	2	0	0
		ROCKCASTLE	0	0	1	0	0
		WAYNE	1	0	3	2	0
		Total	2	8	20	10	0
	Cumberland Nursing and Rehabilitation Center	BELL	1	0	0	0	0
		BOYLE	0	0	0	1	0
		CASEY	0	1	1	2	0
		LAUREL	0	2	0	0	0
		MADISON	0	0	0	1	0
		MCCRACKEN	1	0	0	0	0
		PULASKI	7	7	14	28	0
		RUSSELL	0	0	3	2	0
		WAYNE	0	1	1	1	0
		Total	9	11	19	35	0
	Cumberland Valley Manor	ADAIR	0	1	1	1	0
		CLINTON	1	3	5	0	0
		CUMBERLAND	7	12	21	13	0
		MONROE	0	0	0	1	0
		Other	1	0	0	0	0
		PULASKI	0	0	0	1	0
		ROCKCASTLE	0	1	0	0	0
		RUSSELL	0	1	0	0	0
		WAYNE	2	0	1	1	0
		Total	11	18	28	17	0
	Dishman Personal Care Home	WAYNE	0	0	0	0	0
		Total	0	0	0	0	0

Table 30 - 2020 Kentucky Long Term Care Facility Patient Origin

ADD	Facility Name	Patient County	Under 65	65-74	75-84	Over 85	Unknown
	Fair Oaks Health Systems	ADAIR	0	0	2	1	0
		IN	0	1	1	0	0
		JEFFERSON	0	0	1	0	0
		PULASKI	0	0	1	0	0
		RUSSELL	4	9	3	6	48
		Total	4	10	8	7	48
	Green Hill Rehabilitation and Care	ADAIR	3	2	1	2	0
		GREEN	1	4	14	23	0
		HANCOCK	0	0	1	0	0
		LARUE	0	2	2	0	0
		METCALFE	0	0	1	0	0
		RUSSELL	1	0	1	0	0
		TAYLOR	0	10	5	10	0
		Total	5	18	25	35	0
	Hicks Golden Years Nursing Home	CLINTON	1	0	2	1	0
		IN	0	0	0	1	0
		OH	0	1	0	0	0
		PULASKI	0	1	2	0	0
		RUSSELL	1	0	0	0	0
		WAYNE	6	6	10	14	0
		Total	8	8	14	16	0
	Lake Cumberland Regional Hospital	MCCREARY	0	0	0	1	0
		PULASKI	0	4	0	1	0
		ROCKCASTLE	0	0	1	0	0
		Total	0	4	1	2	0
	Liberty Care and Rehabilitation Center	ADAIR	0	1	1	0	0
		BOYLE	0	2	2	1	0
		CASEY	1	4	8	20	0
		GARRARD	0	0	0	1	0
		HARLAN	1	0	0	0	0
		LAUREL	0	2	0	0	0
		LINCOLN	0	1	3	4	0
		MADISON	1	0	0	1	0
		METCALFE	0	1	0	0	0

Table 30 - 2020 Kentucky Long Term Care Facility Patient Origin

ADD	Facility Name	Patient County	Under 65	65-74	75-84	Over 85	Unknown
		PULASKI	0	1	2	2	0
		RUSSELL	0	2	5	1	0
		TAYLOR	1	1	0	0	0
		TN	0	0	1	0	0
		Total	4	15	22	30	0
	McDowell Skilled Nursing Facility						
		GREEN	0	0	0	0	0
		Total	0	0	0	0	0
	Oakwood ICF/IID Unit 3						
		PULASKI	0	0	0	0	0
		Total	0	0	0	0	0
	Oakwood ICF/IID Unit 4						
		TAYLOR	0	0	0	0	0
		WAYNE	0	0	0	0	0
		Total	0	0	0	0	0
	Signature Healthcare At Summit Manor Rehab						
		ADAIR	2	8	13	16	0
		CASEY	0	0	0	1	0
		GREEN	0	1	0	0	0
		Other	0	1	0	0	0
		PULASKI	0	0	1	1	0
		RUSSELL	2	5	0	1	0
		TAYLOR	2	2	0	0	0
		WAYNE	0	1	0	0	0
		Total	6	18	14	19	0
	Signature Healthcare of McCreary County Rehab						
		FRANKLIN	0	0	0	1	0
		LAUREL	2	0	0	0	0
		MASON	1	0	0	0	0
		MCCREARY	3	4	7	13	0
		Other	1	0	0	0	0
		PULASKI	1	1	2	1	0
		SCOTT	0	0	1	0	0
		WAYNE	1	0	0	1	0
		WHITLEY	0	0	0	2	0
		Total	9	5	10	18	0
	Somerset Nursing and Rehabilitation Facility						
		CASEY	1	0	0	1	0
		CLARK	0	0	0	1	0

Table 30 - 2020 Kentucky Long Term Care Facility Patient Origin

ADD	Facility Name	Patient County	Under 65	65-74	75-84	Over 85	Unknown
		FAYETTE	0	0	0	1	0
		FRANKLIN	0	0	0	2	0
		MCCREARY	1	0	1	1	0
		Other	0	0	1	0	0
		PULASKI	6	13	22	34	0
		ROCKCASTLE	0	0	0	2	0
		RUSSELL	0	1	1	0	0
		TRIGG	0	0	1	0	0
		WAYNE	0	0	1	0	0
		Total	8	14	27	42	0
	Somerview Personal Care Home						
		PULASKI	0	0	0	0	0
		Total	0	0	0	0	0
	Somerwoods Nursing and Rehabilitation						
		CASEY	0	0	0	1	0
		HARDIN	1	0	0	0	0
		LAUREL	0	1	1	0	0
		LINCOLN	0	1	0	0	0
		MCCRACKEN	0	1	1	0	0
		PULASKI	17	17	16	29	0
		RUSSELL	1	3	1	1	0
		WAYNE	0	1	3	0	0
		Total	19	24	22	31	0
	The Grandview Nursing and Rehabilitation Facility						
		ADAIR	2	0	3	3	0
		CLINTON	0	0	0	1	0
		GREEN	1	0	2	1	0
		JEFFERSON	0	0	2	0	0
		LINCOLN	0	0	0	1	0
		RUSSELL	0	0	0	1	0
		TAYLOR	4	3	19	26	0
		Total	7	3	26	33	0
		ADD:14 Total	94	166	259	325	48
ADD:15	Berea Health and Rehabilitation						
		FAYETTE	1	0	2	1	0
		JACKSON	1	0	0	0	0
		LAUREL	1	0	0	1	0
		LEE	0	0	0	1	0

Table 30 - 2020 Kentucky Long Term Care Facility Patient Origin

ADD	Facility Name	Patient County	Under 65	65-74	75-84	Over 85	Unknown
		LINCOLN	1	0	1	0	0
		MADISON	5	5	12	11	0
		PULASKI	0	0	1	0	0
		ROCKCASTLE	0	4	0	0	0
		WHITLEY	0	1	1	0	0
		Total	9	10	17	14	0
	Bluegrass Care and Rehabilitation Center	ANDERSON	0	0	1	0	0
		BOURBON	0	1	0	0	0
		CLARK	1	0	2	0	0
		DAVISS	0	0	0	2	0
		FAYETTE	7	14	23	15	0
		FRANKLIN	0	1	1	0	0
		GRAYSON	0	1	0	0	0
		JACKSON	0	0	1	0	0
		JEFFERSON	0	0	1	1	0
		JESSAMINE	3	6	6	0	0
		JOHNSON	0	1	0	0	0
		LEWIS	0	1	0	0	0
		LINCOLN	0	0	0	1	0
		MADISON	1	0	0	0	0
		MCCRACKEN	0	0	1	0	0
		OWEN	1	0	0	0	0
		POWELL	0	0	1	0	0
		PULASKI	0	2	0	0	0
		SCOTT	0	2	0	0	0
		SHELBY	0	0	0	1	0
		WOODFORD	0	0	1	0	0
		Total	13	29	38	20	0
	Bourbon Heights	BOONE	0	0	1	0	0
		BOURBON	3	5	12	16	0
		BRECKINRIDGE	0	0	0	1	0
		CARTER	0	0	1	1	0
		CLARK	1	0	1	1	0
		CLINTON	0	0	0	1	0
		DAVISS	0	0	0	1	0
		ESTILL	0	0	0	1	0
		FAYETTE	0	0	3	1	0

Table 30 - 2020 Kentucky Long Term Care Facility Patient Origin

ADD	Facility Name	Patient County	Under 65	65-74	75-84	Over 85	Unknown
		FLEMING	0	0	0	1	0
		HARRISON	0	1	2	2	0
		IN	0	1	1	0	0
		JACKSON	0	0	1	0	0
		JEFFERSON	0	0	0	1	0
		LEE	0	0	1	1	0
		MADISON	0	0	0	1	0
		MARTIN	0	0	1	0	0
		MASON	0	0	1	0	0
		MONTGOMERY	0	1	1	1	0
		NICHOLAS	0	0	0	1	0
		OH	0	1	2	1	0
		Other	0	0	3	1	0
		POWELL	0	0	0	1	0
		ROWAN	0	0	1	0	0
		SCOTT	0	0	0	1	0
		TN	0	1	1	1	0
		VA	0	0	0	2	0
		WOLFE	0	0	1	0	0
		WV	0	0	0	1	0
		Total	4	10	34	39	0
	Bradford Square Center						
		ANDERSON	0	1	3	1	0
		BARREN	0	0	1	0	0
		BOURBON	0	1	0	0	0
		BULLITT	1	0	1	0	0
		CARTER	1	0	0	0	0
		FAYETTE	5	1	0	0	0
		FRANKLIN	9	11	13	19	0
		JESSAMINE	1	1	1	0	0
		MADISON	1	0	0	1	0
		OWEN	0	1	0	0	0
		ROWAN	0	0	1	0	0
		SCOTT	1	0	2	0	0
		SHELBY	1	0	0	0	0
		WOODFORD	0	1	0	0	0
		Total	20	17	22	21	0
	Bridgepointe At Ashgrove Woods						
		JESSAMINE	0	0	0	0	0

Table 30 - 2020 Kentucky Long Term Care Facility Patient Origin

ADD	Facility Name	Patient County	Under 65	65-74	75-84	Over 85	Unknown
		Total	0	0	0	0	0
	Cambridge Place	CALLOWAY	0	1	0	0	0
		CLARK	0	1	1	1	0
		FAYETTE	10	10	16	14	0
		FRANKLIN	0	1	0	0	0
		HENDERSON	0	0	1	0	0
		JESSAMINE	2	2	3	3	0
		KNOX	0	1	0	0	0
		LAUREL	1	0	0	0	0
		MADISON	0	1	1	0	0
		ROWAN	0	1	0	0	0
		SCOTT	0	0	1	2	0
		WAYNE	1	0	0	0	0
		WOODFORD	1	2	1	1	0
		Total	15	20	24	21	0
	Cardinal Hill Rehab Unit	CLARK	0	1	0	0	0
		FAYETTE	1	6	6	3	0
		FLOYD	0	1	0	0	0
		HARRISON	1	1	0	0	0
		LINCOLN	1	0	0	0	0
		MADISON	0	1	0	0	0
		MONTGOMERY	1	0	0	0	0
		NICHOLAS	0	0	1	0	0
		Other	0	0	0	1	0
		WHITLEY	0	1	0	0	0
		Total	4	11	7	4	0
	Cedar Ridge Health Campus	BOURBON	0	0	4	3	0
		CLARK	0	0	0	1	0
		FAYETTE	0	0	0	1	0
		FLOYD	0	0	1	0	0
		HARDIN	0	0	1	0	0
		HARRISON	1	1	7	14	0
		NICHOLAS	0	0	1	1	0
		Other	0	0	1	0	0
		PENDLETON	0	0	0	4	0
		ROBERTSON	0	0	1	0	0

Table 30 - 2020 Kentucky Long Term Care Facility Patient Origin

ADD	Facility Name	Patient County	Under 65	65-74	75-84	Over 85	Unknown
		SCOTT	0	0	1	1	0
		SHELBY	0	0	0	1	0
		Total	1	1	17	26	0
	Clark Regional Medical Center Transitional Care Unit						
		CLARK	0	2	3	5	0
		MENIFEE	0	1	0	0	0
		ROWAN	0	0	2	0	0
		WOLFE	0	0	3	0	0
		Total	0	3	8	5	0
	Danville Center For Health						
		BOYLE	3	7	6	9	0
		CASEY	1	0	1	0	0
		FAYETTE	0	2	0	1	0
		FRANKLIN	0	1	0	0	0
		GARRARD	3	1	1	2	0
		JESSAMINE	3	0	0	0	0
		LAUREL	0	0	0	1	0
		LINCOLN	3	2	5	5	0
		MADISON	0	1	0	0	0
		MARION	0	0	1	0	0
		MERCER	0	0	2	2	0
		Other	0	1	0	0	0
		PULASKI	1	2	0	0	0
		ROCKCASTLE	0	0	2	0	0
		Total	14	17	18	20	0
	Edgemont Healthcare						
		CARTER	0	0	1	0	0
		CLARK	0	1	0	0	0
		CLAY	1	0	0	0	0
		FAYETTE	4	0	4	1	0
		HARRISON	9	14	11	7	0
		MASON	1	0	0	0	0
		MONTGOMERY	1	0	0	0	0
		NICHOLAS	0	1	0	0	0
		SCOTT	1	1	2	0	0
		Total	17	17	18	8	0
	Fountain Circle Care and Rehab Ctr						
		BATH	1	0	0	0	0
		BOURBON	1	1	1	2	0

Table 30 - 2020 Kentucky Long Term Care Facility Patient Origin

ADD	Facility Name	Patient County	Under 65	65-74	75-84	Over 85	Unknown
		CLARK	8	15	12	9	0
		FAYETTE	5	8	10	6	0
		FLOYD	1	2	0	1	0
		FRANKLIN	0	2	0	0	0
		JEFFERSON	1	0	0	1	0
		JESSAMINE	1	1	0	0	0
		JOHNSON	0	0	1	0	0
		LEE	1	6	5	2	0
		MADISON	2	4	0	1	0
		MCCREARY	1	0	0	0	0
		Other	0	0	0	0	0
		POWELL	1	5	3	2	0
		Total	23	44	32	24	0
	Frankfort Rehab and Care	ANDERSON	0	2	2	1	0
		BUTLER	1	0	0	0	0
		CLAY	1	0	0	0	0
		FAYETTE	4	2	0	3	0
		FRANKLIN	4	8	16	14	0
		JESSAMINE	1	0	0	0	0
		JOHNSON	1	0	0	0	0
		LEWIS	1	0	0	0	0
		OHIO	0	0	0	1	0
		OWEN	1	0	0	0	0
		PULASKI	1	0	0	0	0
		SCOTT	0	0	0	1	0
		WOODFORD	2	1	1	0	0
		Total	17	13	19	20	0
	Grand Haven Nursing Home	BOURBON	1	0	1	2	0
		CARROLL	0	0	0	1	0
		FAYETTE	0	3	1	1	0
		HARRISON	6	5	8	14	0
		MADISON	0	0	0	1	0
		MASON	0	1	0	0	0
		Other	0	0	0	1	0
		SCOTT	1	1	0	2	0
		WOODFORD	0	0	1	0	0
		Total	8	10	11	22	0

Table 30 - 2020 Kentucky Long Term Care Facility Patient Origin

ADD	Facility Name	Patient County	Under 65	65-74	75-84	Over 85	Unknown
	Harborview Dover	ANDERSON	1	0	0	0	0
		BATH	1	0	0	0	0
		BOONE	0	0	0	1	0
		BREATHITT	0	0	1	0	0
		CLARK	0	0	0	1	0
		FAYETTE	0	2	6	6	0
		FRANKLIN	0	1	0	1	0
		HARRISON	0	2	4	0	0
		KNOX	0	0	1	1	0
		MADISON	0	0	1	0	0
		MENIFEE	1	0	0	0	0
		SCOTT	0	6	9	10	0
		TAYLOR	1	0	0	0	0
		WOODFORD	0	1	0	1	0
		Total	4	12	22	21	0
	Harrodsburg Health and Rehab Ctr	ANDERSON	0	1	0	1	0
		BARREN	0	0	1	0	0
		BOURBON	0	1	1	0	0
		BOYLE	3	4	4	3	0
		FAYETTE	2	3	1	2	0
		FRANKLIN	1	1	1	2	0
		GARRARD	1	0	0	0	0
		JEFFERSON	1	0	1	0	0
		JESSAMINE	0	2	0	2	0
		LINCOLN	0	0	0	1	0
		MADISON	0	1	0	0	0
		MARION	0	1	0	0	0
		MERCER	1	3	14	10	0
		ROCKCASTLE	0	0	0	1	0
		SCOTT	1	1	0	0	0
		WASHINGTON	0	0	1	1	0
		Total	10	18	24	23	0
	Homestead Post Acute	BOURBON	0	1	1	0	0
		BOYD	1	0	0	0	0
		CLARK	0	0	1	0	0
		FAYETTE	7	23	24	24	0

Table 30 - 2020 Kentucky Long Term Care Facility Patient Origin

ADD	Facility Name	Patient County	Under 65	65-74	75-84	Over 85	Unknown
		FRANKLIN	0	1	2	0	0
		GARRARD	0	0	3	1	0
		HARRISON	0	1	0	0	0
		JESSAMINE	1	3	5	4	0
		MADISON	0	0	0	2	0
		MCCREARY	0	1	0	0	0
		MONTGOMERY	0	0	1	0	0
		Other	0	0	1	0	0
		POWELL	1	0	0	0	0
		ROBERTSON	0	1	0	0	0
		RUSSELL	0	1	0	0	0
		SCOTT	1	0	1	0	0
		TN	0	0	1	0	0
		WOODFORD	1	0	2	2	0
		Total	12	32	42	33	0
	Irvine Nursing and Rehabilitation						
		BOURBON	0	0	1	0	0
		CLARK	1	0	1	0	0
		ESTILL	4	4	18	17	0
		FAYETTE	2	2	0	0	0
		HARRISON	0	0	0	1	0
		JACKSON	1	0	0	2	0
		JOHNSON	0	0	0	1	0
		LAUREL	0	0	1	0	0
		LEE	0	0	0	1	1
		MADISON	3	4	1	4	0
		OLDHAM	0	0	1	0	0
		WOLFE	0	0	1	0	0
		Total	11	10	24	26	1
	Johnson Mathers Nursing Home						
		BATH	0	1	0	1	0
		BOURBON	1	2	5	6	0
		BRACKEN	1	0	0	0	0
		FAYETTE	0	1	0	3	0
		FLEMING	0	1	0	2	0
		FRANKLIN	1	1	0	0	0
		GRANT	1	0	0	0	0
		HARRISON	2	3	5	3	0
		JESSAMINE	0	0	0	1	0

Table 30 - 2020 Kentucky Long Term Care Facility Patient Origin

ADD	Facility Name	Patient County	Under 65	65-74	75-84	Over 85	Unknown
		KENTON	0	0	1	0	0
		LEWIS	0	0	1	0	0
		MONTGOMERY	0	0	1	2	0
		NICHOLAS	2	6	15	16	0
		ROBERTSON	0	1	0	0	0
		SCOTT	0	1	0	2	0
		WOLFE	0	0	0	1	0
		Total	8	17	28	37	0
	Kenwood Health and Rehabilitation Center						
		CLARK	0	1	1	1	0
		ESTILL	0	0	1	0	0
		FAYETTE	0	1	0	2	0
		HARRISON	0	0	0	1	0
		JOHNSON	0	1	0	0	0
		MADISON	2	9	18	17	0
		Total	2	12	20	21	0
	Landmark of Danville Rehabilitation						
		ADAIR	0	0	1	0	0
		BOYLE	0	7	13	15	0
		FAYETTE	0	0	1	0	0
		GARRARD	0	1	1	1	0
		LAUREL	0	0	1	0	0
		LINCOLN	0	0	1	2	0
		MERCER	0	0	2	3	0
		POWELL	0	0	0	1	0
		PULASKI	0	1	0	0	0
		SCOTT	0	0	0	1	0
		UNION	0	0	0	1	0
		WASHINGTON	0	1	0	0	0
		WAYNE	0	0	1	0	0
		Total	0	10	21	24	0
	Landmark of Lancaster Rehabilitation and Nursing						
		BOYLE	1	0	2	2	0
		CLAY	0	0	2	0	0
		FAYETTE	0	3	2	0	0
		GARRARD	5	8	12	16	0
		JESSAMINE	2	1	2	2	0
		LINCOLN	1	2	4	5	0
		MADISON	0	2	1	0	0

Table 30 - 2020 Kentucky Long Term Care Facility Patient Origin

ADD	Facility Name	Patient County	Under 65	65-74	75-84	Over 85	Unknown
		MERCER	0	1	0	0	0
		ROCKCASTLE	0	0	0	3	0
		Total	9	17	25	28	0
	Lexington Country Place	FAYETTE	2	4	10	46	0
		FRANKLIN	0	0	1	0	0
		JESSAMINE	0	0	0	1	0
		KENTON	0	0	0	1	0
		WOODFORD	0	0	0	1	0
		Total	2	4	11	49	0
	Lexington Premier Nursing & Rehab, LLC	BOURBON	0	0	0	2	0
		CLARK	0	0	1	1	0
		FAYETTE	3	11	19	18	0
		JEFFERSON	0	0	1	0	0
		JESSAMINE	0	1	1	0	0
		LINCOLN	0	0	0	1	0
		MADISON	0	1	1	0	0
		MERCER	0	1	0	0	0
		Other	0	1	0	1	0
		SCOTT	0	0	2	0	0
		WOODFORD	0	0	1	0	0
		Total	3	15	26	23	0
	Madison Health and Rehabilitation Center	BREATHITT	0	1	0	0	0
		CLARK	1	0	0	0	0
		CLAY	0	1	0	0	0
		ESTILL	2	1	2	1	0
		FAYETTE	1	0	1	1	0
		GARRARD	1	0	2	0	0
		JACKSON	0	0	0	1	0
		LAUREL	0	0	1	0	0
		LINCOLN	0	1	1	0	0
		MADISON	6	7	16	13	0
		MERCER	0	0	1	0	0
		OWSLEY	0	0	1	0	0
		ROCKCASTLE	0	0	0	1	0
		SCOTT	0	0	0	1	0
		WHITLEY	1	1	0	0	0

Table 30 - 2020 Kentucky Long Term Care Facility Patient Origin

ADD	Facility Name	Patient County	Under 65	65-74	75-84	Over 85	Unknown
		Total	12	12	25	18	0
	Mayfair Manor	ANDERSON	0	1	0	0	0
		CASEY	0	0	0	1	0
		CLARK	0	1	0	2	0
		FAYETTE	9	6	23	20	0
		FLOYD	0	0	1	0	0
		FRANKLIN	1	0	0	1	0
		JESSAMINE	1	3	0	0	0
		LETCHER	0	0	0	1	0
		MADISON	1	0	1	0	0
		MONTGOMERY	0	1	0	0	0
		Other	0	1	0	0	0
		SCOTT	1	0	0	0	0
		WOODFORD	0	1	0	1	0
		Total	13	14	25	26	0
	McDowell Place of Danville	BOYLE	0	0	0	0	0
		Total	0	0	0	0	0
	Nicholasville Nursing and Rehabilitation	BOURBON	0	1	0	0	0
		BOYLE	1	0	0	0	0
		CLARK	0	0	1	0	0
		FAYETTE	5	3	4	1	0
		FRANKLIN	1	0	0	0	0
		GARRARD	0	0	1	0	0
		JEFFERSON	0	0	0	1	0
		JESSAMINE	1	6	12	9	0
		LAUREL	0	0	1	0	0
		MORGAN	0	0	0	1	0
		PIKE	0	1	1	0	0
		PULASKI	1	0	0	0	0
		SCOTT	1	0	0	0	0
		WASHINGTON	1	0	0	0	0
		WHITLEY	0	0	1	0	0
		Total	11	11	21	12	0
	Northpoint Lexington Healthcare Center	ANDERSON	0	1	0	0	0
		BOURBON	0	0	1	0	0

Table 30 - 2020 Kentucky Long Term Care Facility Patient Origin

ADD	Facility Name	Patient County	Under 65	65-74	75-84	Over 85	Unknown
		BOYLE	0	0	1	0	0
		CLARK	1	3	2	0	0
		FAYETTE	2	18	22	22	0
		FLEMING	0	1	0	0	0
		FRANKLIN	0	1	0	1	0
		JEFFERSON	1	0	0	0	0
		JESSAMINE	2	3	6	6	0
		JOHNSON	0	1	0	0	0
		KENTON	0	0	1	0	0
		LAUREL	0	1	0	0	0
		LINCOLN	1	0	0	0	0
		MADISON	0	0	2	3	0
		MCCRACKEN	0	0	1	0	0
		Other	1	0	0	0	0
		PERRY	0	1	0	0	0
		POWELL	1	0	0	0	0
		ROWAN	0	0	1	0	0
		SCOTT	1	0	0	0	0
		TN	0	1	0	0	0
		WOODFORD	0	0	0	1	0
		Total	10	31	37	33	0
	Pine Meadows Post Acute						
		ANDERSON	0	0	0	1	0
		BREATHITT	0	1	0	0	0
		CLARK	2	1	1	0	0
		CLINTON	0	1	0	0	0
		FAYETTE	15	16	28	22	0
		FRANKLIN	0	0	2	1	0
		HARRISON	0	0	0	1	0
		JEFFERSON	0	0	1	0	0
		JESSAMINE	1	0	3	3	0
		LINCOLN	0	0	1	0	0
		MADISON	0	0	1	0	0
		MARSHALL	0	1	0	0	0
		MERCER	1	0	0	0	0
		SCOTT	0	0	2	1	0
		WHITLEY	0	0	0	1	0
		WOODFORD	0	2	2	0	0
		Total	19	22	41	30	0

Table 30 - 2020 Kentucky Long Term Care Facility Patient Origin

ADD	Facility Name	Patient County	Under 65	65-74	75-84	Over 85	Unknown
	Sayre Christian Village Nursing Home	BOURBON	0	0	0	1	0
		CHRISTIAN	0	0	0	1	0
		CLARK	0	0	0	2	0
		FAYETTE	3	5	13	63	0
		FRANKLIN	0	0	1	0	0
		GARRARD	0	0	0	1	0
		JESSAMINE	1	0	2	2	0
		MADISON	0	0	2	0	0
		Other	0	0	2	0	0
		SCOTT	0	1	1	0	0
		WOODFORD	0	1	2	0	0
		Total	4	7	23	70	0
	Signature Healthcare at Heritage Hall Rehab	ANDERSON	4	1	11	9	0
		FRANKLIN	4	4	6	9	0
		MERCER	1	0	2	2	0
		OH	0	1	0	0	0
		ROCKCASTLE	0	0	0	1	0
		SPENCER	1	0	0	0	0
		WASHINGTON	0	0	0	1	0
		WOODFORD	0	2	2	0	0
		Total	10	8	21	22	0
	Signature Healthcare At Tanbark Rehab	FAYETTE	1	3	7	7	0
		HARDIN	0	0	0	1	0
		JESSAMINE	0	2	1	0	0
		MADISON	0	1	0	0	0
		SCOTT	0	1	0	0	0
		Total	1	7	8	8	0
	Signature Healthcare of Georgetown	BOURBON	0	2	0	0	0
		FAYETTE	3	0	5	4	0
		FRANKLIN	1	1	1	4	0
		GRANT	0	0	0	1	0
		HARRISON	0	0	3	0	0
		JESSAMINE	0	1	1	0	0
		LAWRENCE	0	1	0	0	0
		LEE	0	0	0	1	0

Table 30 - 2020 Kentucky Long Term Care Facility Patient Origin

ADD	Facility Name	Patient County	Under 65	65-74	75-84	Over 85	Unknown
		MADISON	0	1	0	0	0
		PULASKI	0	0	0	1	0
		SCOTT	2	7	9	7	0
		WHITLEY	0	1	0	0	0
		Total	6	14	19	18	0
	Stanford Care and Rehab						
		BOYLE	2	3	2	1	0
		CASEY	2	1	0	0	0
		CLARK	1	0	0	1	0
		FAYETTE	2	3	1	1	0
		FRANKLIN	1	0	0	0	0
		GARRARD	0	3	2	2	0
		HARDIN	1	0	0	1	0
		JESSAMINE	1	0	1	0	0
		LAUREL	1	0	0	0	0
		LINCOLN	4	5	15	18	0
		MADISON	0	2	1	0	0
		MCCREARY	1	0	0	0	0
		MERCER	1	0	0	1	0
		OH	1	0	0	0	0
		PULASKI	1	5	2	2	0
		ROCKCASTLE	6	1	2	0	0
		Total	25	23	26	27	0
	Stanton Nursing and Rehabilitation Center						
		CLARK	1	1	1	1	0
		ESTILL	1	0	1	0	0
		FAYETTE	1	0	1	0	0
		JOHNSON	1	0	0	0	0
		LEE	1	1	1	0	0
		MADISON	0	0	1	0	0
		MENIFEE	0	0	1	0	0
		MONTGOMERY	1	0	1	1	0
		MORGAN	1	0	0	0	0
		POWELL	8	9	14	8	0
		WOLFE	0	0	1	2	0
		Total	15	11	22	12	0
	Taylor Manor Nursing Home						
		ANDERSON	0	0	0	1	0
		BOYLE	0	0	1	0	0

Table 30 - 2020 Kentucky Long Term Care Facility Patient Origin

ADD	Facility Name	Patient County	Under 65	65-74	75-84	Over 85	Unknown
		FAYETTE	0	1	3	8	0
		FRANKLIN	0	0	3	0	0
		JEFFERSON	0	0	1	0	0
		JESSAMINE	0	0	0	2	0
		KENTON	0	0	1	0	0
		WOODFORD	0	0	4	10	0
		Total	0	1	13	21	0
	Telford Terrace						
		CLARK	0	0	1	0	0
		ESTILL	0	0	0	1	0
		FAYETTE	0	0	1	0	0
		LINCOLN	0	0	0	1	0
		MADISON	0	0	2	8	0
		MO	0	0	0	1	0
		PULASKI	0	0	0	1	0
		Total	0	0	4	12	0
	The Homeplace At Midway						
		BOONE	0	0	0	1	0
		FAYETTE	0	0	2	6	0
		FLEMING	0	0	1	0	0
		FRANKLIN	0	0	1	0	0
		HARDIN	0	0	0	1	0
		JEFFERSON	0	0	1	0	0
		JESSAMINE	0	0	0	1	0
		KENTON	0	0	0	1	0
		Other	0	0	0	1	0
		SCOTT	0	0	0	3	0
		WOODFORD	0	0	0	4	0
		Total	0	0	5	18	0
	The Terrace Nursing and Rehabilitation						
		CLARK	0	0	1	1	0
		CLINTON	0	0	1	0	0
		ESTILL	0	0	1	2	0
		FAYETTE	0	0	0	1	0
		FRANKLIN	0	0	0	1	0
		GARRARD	0	0	1	1	0
		IN	0	0	0	1	0
		LAUREL	0	1	0	0	0
		LINCOLN	0	0	0	1	0

Table 30 - 2020 Kentucky Long Term Care Facility Patient Origin

ADD	Facility Name	Patient County	Under 65	65-74	75-84	Over 85	Unknown
		MADISON	4	6	23	23	0
		OWSLEY	0	0	0	1	0
		PULASKI	0	0	1	2	0
		ROCKCASTLE	1	1	3	5	0
		Total	5	8	31	39	0
	The Willows at Fritz Farm	BELL	0	0	1	0	0
		BOURBON	0	1	0	0	0
		CLARK	0	0	0	1	0
		FAYETTE	2	3	3	23	0
		FLOYD	0	0	0	1	0
		FRANKLIN	0	1	0	0	0
		JEFFERSON	0	0	0	1	0
		JESSAMINE	0	0	1	0	0
		MADISON	0	0	0	1	0
		MCCRACKEN	0	0	0	1	0
		SCOTT	0	0	0	1	0
		WOODFORD	0	0	1	1	0
		Total	2	5	6	30	0
	The Willows at Hamburg	BOYD	1	0	0	1	0
		CLARK	0	0	1	4	0
		FAYETTE	0	2	3	25	0
		FRANKLIN	0	0	0	1	0
		GARRARD	0	0	1	0	0
		GRANT	0	0	1	0	0
		GREENUP	0	0	0	1	0
		JESSAMINE	0	0	1	1	0
		KNOTT	0	1	0	0	0
		LAWRENCE	0	0	1	0	0
		MADISON	0	0	0	1	0
		Other	0	0	0	3	0
		PIKE	0	0	0	1	0
		ROWAN	0	0	1	0	0
		SCOTT	0	0	0	2	0
		WOODFORD	0	0	0	1	0
		Total	1	3	9	41	0
	The Willows at Harrodsburg	ANDERSON	0	1	1	1	0

Table 30 - 2020 Kentucky Long Term Care Facility Patient Origin

ADD	Facility Name	Patient County	Under 65	65-74	75-84	Over 85	Unknown
		BOYLE	0	4	3	5	0
		CLARK	0	0	1	0	0
		KENTON	0	0	1	0	0
		MARION	0	0	1	0	0
		MERCER	2	1	4	5	0
		WASHINGTON	0	0	1	0	0
		Total	2	6	12	11	0
	Thomson Hood Veterans Center	ADAIR	0	0	0	1	0
		ANDERSON	0	1	0	1	0
		BARREN	0	0	0	1	0
		BOONE	1	0	0	1	0
		BOURBON	0	0	1	0	0
		BOYLE	1	0	1	3	0
		CARTER	0	1	0	0	0
		CLARK	1	0	0	1	0
		CUMBERLAND	0	1	0	0	0
		FAYETTE	1	5	10	14	0
		FLEMING	0	0	0	1	0
		FRANKLIN	1	0	1	3	0
		GARRARD	0	0	0	1	0
		GRANT	0	0	0	2	0
		GRAYSON	1	0	0	0	0
		HARDIN	1	0	0	0	0
		HENRY	0	1	1	0	0
		JEFFERSON	0	2	0	1	0
		JESSAMINE	1	1	1	2	0
		KENTON	0	0	0	1	0
		LINCOLN	0	0	0	1	0
		MADISON	0	0	1	2	0
		MARION	0	1	0	0	0
		MENIFEE	0	0	0	1	0
		MERCER	0	1	2	1	0
		MONTGOMERY	0	1	1	0	0
		NELSON	0	0	0	1	0
		OH	0	0	1	0	0
		PULASKI	0	0	0	1	0
		ROCKCASTLE	0	0	1	0	0
		ROWAN	0	0	1	0	0

Table 30 - 2020 Kentucky Long Term Care Facility Patient Origin

ADD	Facility Name	Patient County	Under 65	65-74	75-84	Over 85	Unknown
		SCOTT	0	1	1	0	0
		SHELBY	0	1	0	0	0
		WOODFORD	0	2	2	1	0
		Total	8	19	25	41	0
	Wesley Village	JESSAMINE	0	0	0	1	0
		Total	0	0	0	1	0
	Willows at Citation	BOURBON	0	0	0	1	0
		BOYLE	0	1	0	1	0
		FAYETTE	2	3	2	12	0
		JESSAMINE	0	0	0	1	0
		MADISON	0	0	3	1	0
		MONTGOMERY	0	1	0	0	0
		Other	0	0	0	1	0
		SCOTT	0	0	2	3	0
		WOODFORD	0	0	1	2	0
		Total	2	5	8	22	0
		ADD:15 Total	352	556	889	1,041	1
	State Total		3,052	4,262	5,652	5,854	382

KENTUCKY ANNUAL LONG-TERM CARE SERVICES REPORT



KENTUCKY CABINET FOR
HEALTH AND FAMILY SERVICES

COMMENTS
SECTION

Table 31 - 2020 Long Term Care - Comments Submitted by Survey Respondents

License	Facility	Comments
100728	BAPTIST HEALTH MADISONVILLE	FACILITY IS TEMPORARILY CLOSED.
100728	BAPTIST HEALTH MADISONVILLE	FACILITY IS TEMPORARILY CLOSED.
100728	BAPTIST HEALTH MADISONVILLE	FACILITY IS TEMPORARILY CLOSED.
100728	BAPTIST HEALTH MADISONVILLE	FACILITY IS TEMPORARILY CLOSED.
100728	BAPTIST HEALTH MADISONVILLE	FACILITY IS TEMPORARILY CLOSED.
100766	BAPTIST HEALTH PADUCAH	FACILITY IS TEMPORARILY CLOSED.
100766	BAPTIST HEALTH PADUCAH	FACILITY IS TEMPORARILY CLOSED.
100766	BAPTIST HEALTH PADUCAH	FACILITY IS TEMPORARILY CLOSED.
100766	BAPTIST HEALTH PADUCAH	FACILITY IS TEMPORARILY CLOSED.
100766	BAPTIST HEALTH PADUCAH	FACILITY IS TEMPORARILY CLOSED.
100275	BARBOURVILLE HEALTH AND REHABILITATION CENTER	THERE WAS AN ERROR IN REPORTING FOR THE 2019 CENSUS. THE EMPLOYEE WHICH COMPLETED THE CENSUS INCORRECTLY IS NO LONGER EMPLOYED WITH THE FACILITY AND ALL OTHER DOCUMENTATION HAS BEEN UPDATED. THE CORRECTIONS HAVE BEEN MADE AND ARE REFLECTED AS OF THIS ANNUAL SURVEY.
100932	BARTON HOUSE OF LOUISVILLE 1	ALL PC RESIDENT
100353	BEAVER DAM NURSING AND REHAB CENTER	PER OIG, ALLEVIATION OF EMERGENCY CIRCUMSTANCES DUE TO COVID-19 EMERGENCY CONVERSION OF UP TO 23 PC BEDS TO NF BEDS EFFECTIVE 11/23/2020. TEMPORARY BED COMPLEMENT: UP TO 81 NF BEDS AND 0 PC BEDS. HOWEVER, BEAVER DAM ONLY CONVERTED A TOTAL OF 10 PC BEDS TO NF. THE BEDS WERE ONLY TEMPORARILY CONVERTED FOR A FEW MONTHS AND THEN CHANGED BACK TO THE NORMAL LICENSURE CAPACITY OF 58 NF AND 23 PC.
100891	BELMONT VILLAGE	BELMONT VILLAGE DID NOT HAVE ANY RESIDENT THAT MET THE SMI CRITERIA IN 2020.
100891	BELMONT VILLAGE	REFERENCE LICENSE BEDS IN OPERATION- DEPENDING ON THE CONFIGURATION OF THE APARTMENTS PURCHASED APARTMENTS CAN BE CONFIGURED TO HAVE AN ADDITIONAL PRIVATE ROOM.
100492	BLUEGRASS CARE AND REHABILITATION CENTER	8 BEDS ARE NOT IN OPERATION AS THEY HAVE BEEN EITHER CONVERTED TO OFFICE OR CLOSED FOR MAINTENANCE.
101294	BLUEGRASS WAY	ALL PRIVATE PAY
100039	BRACKEN COUNTY NURSING AND REHABILITATION CENTER	PIKE CO MISSISSIPPI
101175	BRIDGEPOINTE AT ASHGROVE WOODS	THE BUILDING HAS 72 APARTMENTS WITH 6 OF THOSE BEING 1 BEDROOM APARTMENTS FOR COUPLES.
100183	BRIGHTON CORNERSTONE HEALTH CARE	WE HAD CHANGES IN THE NUMBER OF BEDS DURING THE YEAR RELATED TO COVID. ON JULY 1ST WE INCREASED TO 69 BEDS, ON OCT 27TH TO 70 BEDS AND ON DEC 3RD TO 72 BEDS TO ADD BEDS TO OUR COVID UNIT. WE NOW REMAIN AT 72 BEDS.

101104	BROOKDALE STONESTREET	PERSONAL CARE
101104	BROOKDALE STONESTREET	BROOKDALE HAD NO RESIDENTS WITH AN SMI
101104	BROOKDALE STONESTREET	ONE ROOM IS USED AS OUR NURSES OFFICE
100392	CAMPBELLSVILLE NURSING AND REHABILITATION	APPROVED FOR 5 EMERGENCY USE BEDS FOR THE COVID UNIT.
101154	CARDINAL HILL REHAB UNIT	COLLIER, FLA
100056	CARMEL MANOR	NOTE: THAT 56 BEDS IN PC WERE TAKEN OUT OF SERVICE DUE TO AGING PHYSICAL PLANT. HAD LIMITED ADMISSIONS DUE TO COVID PANDEMIC SITUATION.
101119	CEDAR LAKE LODGE PARK PLACE I	PANDEMIC PRECAUTIONS, NO TRANSITIONS
101120	CEDAR LAKE LODGE PARK PLACE II	PANDEMIC RESTRICTIONS, NO TRANSITIONS PLANNED
101246	CEDAR LAKE LODGE SYCAMORE RUN I	PANDEMIC PRECAUTIONS, NO TRANSITIONS.
101247	CEDAR LAKE LODGE SYCAMORE RUN II	PANDEMIC PRECAUTIONS, NO TRANSITIONS
100751	CEDAR RIDGE HEALTH CAMPUS	N/A
100751	CEDAR RIDGE HEALTH CAMPUS	WE NOW HAVE 39 BEDS ON OUR PC UNIT. 6 OF THE BEDS ARE CONVERSIONS BEDS IN A ROOM WHERE 2 RESIDENT CAN RESIDE. MOST TIMES PEOPLE CHOOSE TO PAY FOR THE WHOLE ROOM AND NOT HAVE A ROOM MATE.
101271	CEDARHURST OF BEAUMONT	WE HAVE 104 APARTMENTS WITH A PERSONAL CARE LICENSE BED CAPACITY OF 130
101181	CENTRAL KY RECOVERY CENTER UNIT 1	RESIDENTS WERE DISCHARGED FROM BUILDING 1 AND ADMITTED TO BUILDING 2 DUE CLOSURE. FACILITY WAS TEMPORARILY CLOSED ON 11/18/2020 AT THE REQUEST OF CHFS IN ORDER TO DESIGNATE SPACE AS NECESSARY FOR STATE COVID RESPONSE. RE-OPENING DATE HAS NOT YET BEEN ESTABLISHED.
101181	CENTRAL KY RECOVERY CENTER UNIT 1	RESIDENTS WERE DISCHARGED FROM BUILDING 1 AND ADMITTED TO BUILDING 2 DUE CLOSURE. FACILITY WAS TEMPORARILY CLOSED ON 11/18/2020 AT THE REQUEST OF CHFS IN ORDER TO DESIGNATE SPACE AS NECESSARY FOR STATE COVID RESPONSE. RE-OPENING DATE HAS NOT YET BEEN ESTABLISHED.
100903	CHARTER SENIOR LIVING OF EDGEWOOD	CHARTER EDGEWOOD HAD NO RESIDENTS WITH SMI
100903	CHARTER SENIOR LIVING OF EDGEWOOD	18 BEDS NOT IN USE DUE TO CHARTER EDGEWOOD, HAVE ONLY PRIVATE ROOMS
100691	CHRISTIAN HEALTH CENTER, BOWLING	DURING COVID 6 PERSONAL CARE BEDS WERE LICENSED TO BE NH-CCRC (NURSING HOME)BEDS. THE REASON FOR THIS WAS DUE TO OUR RESIDENTS NEEDING HIGHER LEVEL OF CARE AND WE DID NOT HAVE THE BEDS FOR OUR RESIDENTS DURING COVID.
100486	CHRISTIAN HEALTH CENTER, HOPKINSVILLE	WE DON'T HAVE ANY RESIDENTS WITH SMI.
100180	CLINTON HICKMAN COUNTY NURSING FACILITY	N/A
100180	CLINTON HICKMAN COUNTY NURSING FACILITY	WE DO NOT HAVE ANY PC RESIDENTS WITH SMI.

Table 31 - 2020 Long Term Care - Comments Submitted by Survey Respondents

License	Facility	Comments
100181	CLINTON PLACE	WE HAVE NO RESIDENTS WITH SMI
100945	COLONIAL GARDENS	COLONIAL GARDENS HAD NO RESIDENTS WITH SMI IN 2020
101366	COOPER TRAIL SENIOR LIVING	NO RESIDENTS HAD A SMI IN 2020.
101366	COOPER TRAIL SENIOR LIVING	BEGAN TAKING RESIDENTS ON 12/1/2020.
100663	COUNTRYSIDE CENTER	NOT LICENSED AS AN ICF
100267	COVINGTON LADIES HOME	WE HAVE NO SMI RESIDENTS AT OUR FACILITY.
100267	COVINGTON LADIES HOME	WE REMAIN LICENSED FOR 32 BEDS. HOWEVER WE ARE TEMPORARILY USING UP TO 24 BEDS SINCE 2017. PRIOR TO THAT WE WERE USING 25 BEDS BUT CONVERTED ONE ROOM TO A CHAPEL. WE DO NOT HAVE ANY RESIDENTS OR CLIENTS WITH SMI.
101318	DOMINION SENIOR LIVING OF FLORENCE	WE HAVE NO RESIDENTS WITH SMI
101301	DOMINION SENIOR LIVING OF FRANKFORT	THERE WERE NO RESIDENTS WITH AN SMI IN 2020.
101353	DOMINION SENIOR LIVING OF LOUISVILLE	51 RESIDENTS
101353	DOMINION SENIOR LIVING OF LOUISVILLE	WE DO NOT HAVE AN ICF LICENSE.
101353	DOMINION SENIOR LIVING OF LOUISVILLE	PRIVATE PAY COMMUNITY
101353	DOMINION SENIOR LIVING OF LOUISVILLE	LICENSED FOR 80 BEDS, HAVE 61 UNITS DO ABILITY TO HAVE DUAL OCCUPANCY. COMMUNITY TRANSFERRED LICENSE FROM AL COMMUNITY TO A PC COMMUNITY. POTENTIAL/TOTAL PT DAYS STARTED IN JUNE WHEN COMMUNITY RECEIVED PC LICENSE.
101283	DOMINION SENIOR LIVING OF RICHMOND	NO RESIDENTS HAD AN SMI IN 2020
100205	EASTERN STAR HOME IN KY	THERE WERE NO RESIDENTS IN INTERMEDIATE CARE THAT REQUIRED TRANSFER IN 2020
100205	EASTERN STAR HOME IN KY	NO RESIDENTS IN PERSONAL CARE RECEIVED STATE SUPPLEMENT
100680	EDMONSON CENTER	NO SMI RESIDENTS FOR 2020
101299	EMERALD TRACE	NOT AN ICF
101299	EMERALD TRACE	THERE WERE NO RESIDENTS WITH SMI DURING 2020
100203	EPISCOPAL CHURCH HOME	N/A DOES NOT APPLY TO ECH
100203	EPISCOPAL CHURCH HOME	ECH DOES NOT MEET THE SMI CRITERIA
100203	EPISCOPAL CHURCH HOME	OUR CENSUS IS DOWN BUT OUR BEDS IN OPERATION HAS NOT CHANGED OFFICIALLY. I PLAN TO OFFICIALLY CHANGE THIS AT THE END OF THE MONTH. WE SHOULD BE AT 93NF, 14NH AND 83PC.
100052	FERN TERRACE OF MURRAY	WE WERE GRANTED A VARIANCE IN 1998 TO CONVERT SEMI-PRIVATE ROOMS TO PRIVATE
100747	FLAGET MEMORIAL HOSPITAL NF	NO PATIENTS AFTER SEPTEMBER 2020
100747	FLAGET MEMORIAL HOSPITAL NF	NO PATIENTS AFTER SEPTEMBER 2020

Table 31 - 2020 Long Term Care - Comments Submitted by Survey Respondents

License	Facility	Comments
100747	FLAGET MEMORIAL HOSPITAL NF	NO PATIENTS AFTER SEPTEMBER 2020
100747	FLAGET MEMORIAL HOSPITAL NF	NO LONG TERM PATIENTS AFTER SEPTEMBER 2020
100547	FLORENCE PARK CARE CENTER	THERE WAS AN ERROR ON THE 2019 SURVEY AND THE ENDING CENSUS WAS INADVERTENTLY REPORTED INCORRECTLY. IT SHOULD HAVE BEEN 111 INSTEAD OF 110. THANK YOU!
101270	FOREST HILLS COMMONS	NO RESIDENTS WITH AN SMI IN 2020.
100074	FOUNTAIN CIRCLE CARE AND REHAB CTR	BEDS ARE NOT IN OPERATION BECAUSE OF CENSUS VERSUS NEED.
100155	FRASURES PERSONAL CARE HOME	LIC BEDS IS 61
100132	FULTON NURSING AND REHAB	OTHER: 248 MANAGED CARE - 646 HOSPICE
100887	GAITHER SUITES AT WEST PARK	GAITHER SUITES DO NOT HAVE ANY RESIDENTS THAT MEET SMI CRITERIA IN 2020.
100887	GAITHER SUITES AT WEST PARK	NO RESIDENTS WITH AN SMI IN 2020.
101231	GARDENS AT HICKORY WOODS	WE DO NOT HAVE ANY RESIDENTS WITH SMI RECEIVING STATE SUPP. WE ARE A PRIVATE PAY FACILITY.
100483	GLASGOW STATE NURSING FACILITY	THE NUMBER OF BEDS IN OPERATION DIFFERS FROM THE 2019 REPORT, INCREASING FROM 75 BEDS TO 100 BEDS. THE UNOPENED POD CONTAINING 25 BEDS WAS PUT INTO SERVICE IN 2020 AS A COVID QUARANTINE UNIT.
100144	GREEN ACRES HEALTH CARE	FROM JANUARY 1, 2020 THROUGH JUNE 30, 2020, WE WERE LICENSED FOR 73 BEDS. EFFECTIVE JULY 1, 2020, WE REDUCED LICENSURE FROM 73 BEDS TO 60 BEDS, WHICH GIVES A POTENTIAL BED COUNT OF 24.326 FOR THE YEAR OF 2020.
100152	GREEN HILL REHABILITATION AND CARE	WILL NOT LET ME INPUT TOTAL
100152	GREEN HILL REHABILITATION AND CARE	WILL NOT LET ME INPUT TOTALS
100033	HAMILTONS PERSONAL CARE HOME	18 IN OPERATION BECAUSE OF PRIVATE ROOMS.
100336	HARPERS HOME FOR THE AGED	HARPER'S HOME FOR THE AGED DID NOT HAVE ANY SMI RESIDENTS.
100211	HAZELWOOD CENTER	WE DEMOLISHED AN OUTER BUILDING. THIS CAUSED A NEED TO MOVE PEOPLE INTO THE MAIN BUILDING. DUE TO THIS AND SUBSEQUENT RENOVATIONS, THERE IS NOT ROOM TO HOUSE 201 RESIDENTS
100679	HEARTLAND VILLA CENTER	2019 ENDING CENSUS WAS REPORTED INCORRECTLY. SHOULD HAVE 41 NOT 42.
100726	HIGHLANDS ARH REGIONAL MEDICAL CENTER (PRESTONSBURG)	ALL 18 BEDS ARE STILL LICENSED BUT NOT OPERATIONAL.
100218	HIGHLANDS NURSING AND REHABILITATION CENTER	NO ICF
100218	HIGHLANDS NURSING AND REHABILITATION CENTER	NO PC
100189	HILLSIDE CENTER	ARKANSAS
100765	KINDRED HOSPITAL - LOUISVILLE	THE OTHER CATEGORY IS MADE UP OF MEDICARE ADVANTAGE RESIDENT
100765	KINDRED HOSPITAL - LOUISVILLE	3 OF OUR ROOMS ARE SEMI-PRIVATE DUE TO MOST OF OUR RESIDENT POPULATION HAVING MULTIPLE MDRO INFECTIONS IN THEIR MEDICAL HISTORY IT IS NOT POSSIBLE TO COHORT RESIDENTS IN THOSE 3 ROOMS.

Table 31 - 2020 Long Term Care - Comments Submitted by Survey Respondents

License	Facility	Comments
100031	KINGS DAUGHTERS MEDICAL CENTER	DUE TO THE COVID PANDEMIC, PER OIG ALLEVIATION APPROVAL, THE 20 LTC BEDS WERE CONVERTED TO ACUTE CARE BEDS UNDER KDMC HOSPITAL LICENSE 100958. PATIENT ADMISSIONS TO THE LTC WERE TEMPORARILY ON HOLD BEGINNING 3/26/2020.
100031	KINGS DAUGHTERS MEDICAL CENTER	CENSUS ON 12/31/2020 WAS 0. THIS WAS DUE TO EMERGENCY CON CHANGE AND TEMPORARY HOLD ON LTC ADMISSIONS DURING COVID PANDEMIC.
100031	KINGS DAUGHTERS MEDICAL CENTER	DUE TO THE COVID PANDEMIC, PER OIG ALLEVIATION APPROVAL, THE 20 BED LTC BEDS WERE CONVERTED TO ACUTE CARE BEDS UNDER KDMC HOSPITAL LICENSE 100958. THIS USE AS AN ED OVERFLOW UNIT WAS A TEMPORARY CHANGE TO ACCOMMODATE ADMISSION OF COVID PATIENTS.
101200	LANTERN AT MORNING POINTE ALZ AND MEMORY CARE	THERE ARE THREE TWO PERSON ROOMS. THERE ARE ALSO TWO SHARED ROOMS. THAT IS WHY THERE IS FEWER BEDS IN OPERATION THAN LICENSED.
101330	LEGACY RESERVE AT FRITZ FARM	NONE
101330	LEGACY RESERVE AT FRITZ FARM	LOW CENSUS DUE TO HOSPITALIZATIONS NOT RETURNING DUE TO COVID
101330	LEGACY RESERVE AT FRITZ FARM	NO RESIDENTS WITH SMI
100376	LIFE CARE CENTER OF MOREHEAD	AT THIS TIME, DUE TO THE SIZE OF THE ROOM, WE ARE ONLY UTILIZING IT AS A SEMI PRIVATE ROOM VERSUS A 3-BED WARD ROOM, TO ACCOMMODATE THE NEEDS OF OUR RESIDENTS.
100641	LITTLE SISTERS OF THE POOR	NO RESIDENTS IN 2020 WITH SMI
100224	LOUISVILLE PROTESTANT ALTENHEIM	THE ALTENHEIM HAS NO RESIDENTS IN NEED OF TRANSITION. WE NO LONGER HAVE A WAITING LIST FOR ADMISSION.
100386	MASONIC HOME OF SHELBYVILLE	FEWER BEDS WERE IN OPERATION THAN LICENSED DUE TO SEVERAL ROOMS BEING USED AS PRIVATE ROOMS
100653	MAYFAIR VILLAGE RETIREMENT CENTER	WE ARE A SENIOR LIVING PERSONAL CARE FACILITY. WE DO NOT HAVE ANY RESIDENTS WITH SMI OR STATE AID.
100901	MCDOWELL PLACE OF DANVILLE	N/A
100901	MCDOWELL PLACE OF DANVILLE	MCDOWELL PLACE DID NOT HAVE ANY RESIDENTS DURING 2020 WHO MET THE SMI CRITERIA.
100727	MCDOWELL SKILLED NURSING FACILITY	THE NF BEDS WERE NOT UTILIZED IN 2020.
100470	METCALFE HEALTH CARE CENTER	NO RESIDENTS WITH SMI.
100470	METCALFE HEALTH CARE CENTER	FROM 11/1/20-1/14/21 WE TEMPORARILY INCREASED OUR NF BEDS FROM 71-94 DUE TO COVID EMERGENCY. THEREFORE THE INCREASE IN POTENTIAL PATIENT DAYS.
101257	MORNING POINTE OF DANVILLE	NO RESIDENTS WITH SMI
101257	MORNING POINTE OF DANVILLE	2019 CENSUSES WAS INCORRECT BY 1 RESIDENT. WE REPORTED 54 RESIDENTS.
101087	MORNING POINTE OF FRANKFORT	MORNING POINTE OF FRANKFORT DID NOT HAVING ANY RESIDENTS WITH A SMI RESIDING IN OUR COMMUNITY IN 2020.
101137	MORNING POINTE OF LEXINGTON	THERE WERE NO RESIDENTS WITH AN SMI IN 2020.
100442	NICHOLASVILLE NURSING AND REHABILITATION	WE DO NOT HAVE ICF/IID LICENSE OF BEDS

Table 31 - 2020 Long Term Care - Comments Submitted by Survey Respondents

License	Facility	Comments
100442	NICHOLASVILLE NURSING AND REHABILITATION	WE DO NOT HAVE A PERSONAL CARE LICENSE OF BEDS
100523	OAKMONT MANOR	WE DO NOT HAVE PC
100426	OAKWOOD ICF/IID UNIT 1	NUMBER OF LICENSED BEDS CHANGED FROM 60 TO 57 ON 7/1/20.
101089	OAKWOOD ICF/IID UNIT 2	NUMBER OF LICENSED BEDS CHANGED FROM 48 TO 32 ON 7/1/20
101090	OAKWOOD ICF/IID UNIT 3	NUMBER OF LICENSED BEDS CHANGED FROM 24 TO 32 ON 7/1/2020
101091	OAKWOOD ICF/IID UNIT 4	NUMBER OF LICENSED BEDS CHANGED FROM 21 TO 32 ON 7/1/20.
100367	PIKEVILLE NURSING AND REHAB CENTER	NONE
100312	PROVIDENCE POINTE HEALTHCARE	** DATA NOT AVAILABLE PRE-TRANSITION. BUILDING CHANGED OWNERSHIP 10/1/20
100312	PROVIDENCE POINTE HEALTHCARE	** DATA NOT AVAILABLE PRE-TRANSITION. BUILDING CHANGED OWNERSHIP 10/1/20
100503	REGIS WOODS	ORIGINALLY WE WERE LICENSED FOR 186, WE MOVED 10 LICENSED BEDS FROM OUR NF1 UNIT TO OUR DIALYSIS UNIT AND CLOSED ONE UNIT ALTOGETHER ON 10.26.20, WHICH GAVE US 137 BEDS AVAILABLE AS OF 10.26.20
100242PC	ROSE ANNA HUGHES HOME/WESTMINSTER	ROSE ANNA HUGHES HOME IS LICENSED FOR 57 PERSONAL CARE BEDS. WE HAVE 50 RESIDENT APARTMENTS, 11 OF WHICH CAN BE MADE PRIVATE OR SEMI-PRIVATE. AT THE END OF 2020, ONE OF THOSE 11 APARTMENTS WAS SEMI-PRIVATELY OCCUPIED, NINE WERE PRIVATELY OCCUPIED, AND ONE WAS VACANT. THERE WERE 53 AVAILABLE BEDS THROUGHOUT THE YEAR UNTIL ONE SEMI-PRIVATE APARTMENT CHANGED TO PRIVATE OCCUPANCY IN DECEMBER.
100269	ROSEDALE GREEN	NO ICF RESIDENTS
100269	ROSEDALE GREEN	NO PC
100519	SALYERSVILLE NURSING AND REHABILITATION CENTER	SALYERSVILLE NURSING AND REHABILITATION CENTER DID NOT HAVE ANY PERSONAL CARE RESIDENTS IN 2020. ONLY 136 NF BEDS IN OPERATION DUE TO CONVERTING 6 ROOMS TO SHORT TERM REHAB ROOMS. THEY ONLY HAVE ONE BED IN EACH OF THEM.
101339	SANDERS RIDGE HEALTH CAMPUS	PC TOOK OUR FIRST RESIDENT ON 7/8/20 HC TOOK OUR FIRST RESIDENT ON 7/9/20
101339	SANDERS RIDGE HEALTH CAMPUS	WE DID NOT HAVE ANY RESIDENTS THAT WAS RECEIVING STATE SUPPORT
101339	SANDERS RIDGE HEALTH CAMPUS	OUR CAMPUS TOOK THE FIRST PC RESIDENT ON 7/8/20. WE TOOK OUR FIRST HC RESIDENT ON 7/9/20.
100505	SANSBURY CARE CENTER	SANSBURY CARE CENTER DID NOT HAVE ANY RESIDENTS DURING 2020 WHO MET THE SMI CRITERIA.
100256	SENECA PLACE	NO ICF
100256	SENECA PLACE	NO PC
100415	SHEMWELL NURSING HOME	WE HAVE NO PERSONAL CARE
101233	SIGNATURE HEALTHCARE AT ST MARY	6 ADDITIONAL BEDS WERE EMERGENCY CERTIFIED ON 7/1/2020
100162	SIGNATURE HEALTHCARE OF ELIZABETHTOWN	DUE TO THE HIGH VOLUME OF 3 BED WARDS WE HAVE CONVERTED SOME ROOMS TO SEMI-PRIVATE FOR OUR SHORT TERM REHAB.

Table 31 - 2020 Long Term Care - Comments Submitted by Survey Respondents

License	Facility	Comments
100354	SIGNATURE HEALTHCARE OF HARTFORD REHAB AND WELLNES	ADMISSIONS INCLUDE NEW ADMINTS AS WELL AS RETURNS.
		DISCHARGES INCLUDE HOSPITAL/THERAPEUTIC LEAVES.
100635	SIGNATURE HEALTHCARE OF MCCREARY COUNTY REHAB	WE DO NOT HAVE ANY PERSONAL CARE RESIDENTS.
100524	SOMERSET NURSING AND REHABILITATION FACILITY	PASCO, FL
100369	SOMERVIEW PERSONAL CARE HOME	FACILITY NOT OPERATING ON 12/31/20
100369	SOMERVIEW PERSONAL CARE HOME	FACILITY CLOSEED 12/23/20
100756	SPRING CREEK HEALTH CARE	96 BEDS ARE NOT IN OPERATION. STATION 2, WHICH HOLDS 40 BEDS IS NOT OPERATING AT THIS TIME DUE TO STAFFING. STATION 3, WHICH HOLDS 56 BEDS IS NOT OPERATING AT THIS TIME DUE TO VENTILATION SYSTEM.
100704	ST CLAIRE MEDICAL CENTER TCU	THERE WERE ZERO PATIENTS IN THE FACILITY DEC 31 2020
101297	SYMPHONY AT VALLEY FARMS	WE DO NOT HAVE ANYONE READY TO TRANSITION
100420	TAYLOR MANOR NURSING HOME	TAYLOR MANOR HAD NO RESIDENTS DURING THE CALENDAR YEAR 2020 THAT MET THE SMI CRITERIA.
100873	THE BRECKINRIDGE	THE BRECKINRIDGE DID NOT SERVE ANY RESIDENTS THAT MET SMI CRITERIA IN 2020.
100873	THE BRECKINRIDGE	TWO BEDS ARE SET-UP AND STAFFED ONLY ON CONSUMER DEMAND.
		THE BRECKINRIDGE DID NOT SERVE ANY RESIDENTS THAT MET SMI CRITERIA IN 2020.
101153	THE ENCLAVE OF EAST LOUISVILLE	ENCLAVE OF EAST LOUISVILLE DOES NOT HAVE RESIDENTS WITH SMI
101153	THE ENCLAVE OF EAST LOUISVILLE	ALL OF ENCLAVE OF EAST LOUISVILLE LICENSED BEDS ARE NOT IN USE BECAUSE SOME OF OUR ROOMS ARE SET UP TO ALLOW A SECOND OCCUPANT, AT THIS TIME THE MAJORITY OF OUR ROOMS ARE SINGLE OCCUPANTS.
100360	THE FRONT GATE	NONE OF THE RESIDENTS ARE CONSIDERED TO BE SMI.
101268	THE HAVEN AT MASSEY SPRINGS	ONE FEMALE 85 & OLDER WAS DISCHARGED AND READMITTED SO SHE WAS COUNTED TWICE
101207	THE HOMEPLACE AT MIDWAY	NO RESIDENTS WITH SMI
101207	THE HOMEPLACE AT MIDWAY	8/17/20 - CHANGED LICENSURE OF 4 PERSONAL CARE BEDS TO NURSING HOME. 10/28/20 - RECEIVED EMERGENCY NURSING HOME LICENSURE OF 1 PERSONAL CARE BED
101282	THE LANTERN AT MORNING POINTE (LOUISVILLE)	THE LOUISVILLE LANTERN IS AN ALZHEIMERS FACILITY, BUT INFORMATINO IN GREYED IN THIS AREA AND WILL NOT ALLOW FOR INFO TO BE PLACED THERE.
101131	THE LANTERN AT MORNING POINTE OF FRANKFORT	NO RESIDENTS WITH A SMI.
101131	THE LANTERN AT MORNING POINTE OF FRANKFORT	BEDS NOT USED DUE TO BEING PRIVATE PAY. ERROR IN REPORT IN 2019 ENDING CENSUS THAT SHOULD HAVE BEEN35.
100164	THE LAURELS	2 BEDS NOT IN OPERATION DUE TO RESIDENTS PAYING FOR PRIVATE ROOMS
101273	THE LEGACY AT ENGLISH STATION	LICENSED FOR 65 BEDS, FOR COUPLES SHARING ROOMS. ONLY 60 ROOMS IN BUILDING.

Table 31 - 2020 Long Term Care - Comments Submitted by Survey Respondents

License	Facility	Comments
101180	THE LEGACY AT THE WILLOWS	THE WILLOWS AT HAMBURG DOES NOT HAVE LICENSED ICF.
101180	THE LEGACY AT THE WILLOWS	THE WILLOWS AT HAMBURG DID NOT HAVE ANY RESIDENTS DURING 2020 THAT MET THE SMI CRITERIA.
100190	THE OAKS PCH/MADISONVILLE	AN ERROR WAS INADVERTENTLY MADE AT THE ENDING CENSUS OF 49 IT SHOULD HAVE BEEN 44 IN 2019.
100055	THE SEASONS AT ALEXANDRIA	BAPTIST LIFE COMMUNITIES DID NOT HAVE ANY RESIDENTS THAT MET SMI FOR THE CALENDAR YEAR 2020.
100326	THE VILLAGE OF LEBANON II	VILLAGE OF LEBANON HAD NO RESIDENTS WITH AN SMI IN 2020
100326	THE VILLAGE OF LEBANON II	EFFECTIVE 11/19/2020 EMERGENCY TEMPORARY APPROVAL TO CHANGE CERTIFICATION STATUS OF NURSING CCRC AND NURSING HOME NON-CCRC TO NURSING FACILITY BEDS THROUGH 12/31/2020 FOR COVID OUTBREAK. CCRC AND NON-CCRC TRANSFERRED AND ADMITTED TO NURSING FACILITY ON 11/19/2020
101286	THE WILLOWS AT FRITZ FARM	NO SMI
101136	THE WILLOWS AT HAMBURG	THE WILLOWS AT HAMBURG DOES NOT HAVE LICENSED ICF.
101136	THE WILLOWS AT HAMBURG	THE WILLOWS AT HAMBURG DID NOT HAVE ANY RESIDENTS DURING 2020 THAT MET THE SMI CRITERIA.
100762	THE WILLOWS AT HARRODSBURG	WE DIDN'T HAVE ANY SMI RESIDENTS.
100762	THE WILLOWS AT HARRODSBURG	NURSING HOME (NON-CCRC) COVID-19 ROOMS NOT USED.
100957	TRINITY STATION RETIREMENT COMMUNITY	TRINITY DID NOT HAVE ANY RESIDENTS WITH SMI FOR 2020.
100094	TWIN RIVERS NURSING AND REHAB CENTER	WE HAVE NO RESIDENTS READY TO TRANSITION OR ON A WAIT LIST TO ADMIT.
100094	TWIN RIVERS NURSING AND REHAB CENTER	KYTR DID NOT HAVE ANY RESIDENTS DURING 2020 THAT MET THE SMI CRITERIA
100230	WESLEY MANOR	WESLEY MANOR DID NOT HAVE ANY RESIDENTS IN 2020 THAT MET THE SMI CRITERIA.
100889	WESLEY VILLAGE	WESLEY VILLAGE HAD NO RESIDENTS THAT MET THE SMI CRITERIA IN 2020. BEDS IN OPERATION: NH-CCRC - LICENSED FOR 36 BEDS, BUT 5 SHARED ROOMS WERE HELD PRIVATE. LICENSED FOR 28 PC BEDS IN 20 APT-STYLE ROOMS, 1 & 2 BEDROOMS FOR COUPLES.



CABINET FOR HEALTH AND FAMILY SERVICES
CHFS.KY.GOV