

2022 KENTUCKY ANNUAL LONG-TERM CARE SERVICES REPORT

January 1 through December 31, 2022
Published September 2023



KENTUCKY CABINET FOR
HEALTH AND FAMILY SERVICES

**Office of Inspector General
Division of Certificate of Need**

2022 KENTUCKY ANNUAL LONG-TERM CARE REPORT

TABLE OF CONTENTS

Introduction.....	I
Definitions	II-III
Map of KY Area Development District (ADD).....	IV
List of ADDs and Counties.....	V
Map of KY State Psychiatric Hospital/Community Mental Health Center Districts.....	VI
KY State Psychiatric Hospital/Community Mental Health Center Districts	VII-VIII
Long Term Care Charts and Graphs for Data Analysis	IX-XII

Section I – Census Data

Includes number of licensed beds, beginning census, admissions, discharges, ending census, total patient days and occupancy percentage for each bed type.

Table 1 - Licensed Nursing Facility Beds	1-19
Table 1A – Licensed Nursing Facility Beds by Area Development District (ADD)	20
Table 2 - Licensed Personal Care Beds.....	21-31
Table 2A - Personal Care Bed Resident Census by CMHC Region and Percent of SMI	32-44
Table 2B - Personal Care Bed Resident Census by Age Group and CMHC Region.....	45-55
Table 2C - Personal Care Bed Census and Inpatient Days for Individuals with SMI.....	56-67
Table 2CC - Personal Care Bed Census and Inpatient Days for Individuals with SMI Receiving State Supplementation	68-83
Table 2D - Personal Care Bed Census with SMI by Gender and Ages 18 – 64.....	84-103
Table 2DD - Personal Care Bed Census by Gender and Ages 18 – 64 Residents with SMI Receiving State Supplementation	104-123
Table 2E - Personal Care Bed Census with SMI by Gender and Ages 65 and Older	124-141
Table 2EE - Personal Care Bed Census by Gender and Ages 65 and Older Residents with SMI Receiving State Supplementation	142-160
Table 3 - Licensed Nursing Home Beds (CCRC)	161-163
Table 4 - Licensed Nursing Home Beds (Non-CCRC)	164
Table 5 - Licensed Intermediate Care Beds.....	165
Table 6 - Licensed Alzheimer’s Facility Beds	166
Table 7 - Licensed ICF/IID Facilities.....	167-168
Table 7A - Licensed ICF/IID Facilities Bed Transition Status by CMHC Region	169-170
Table 7B - Licensed ICF/IID Facilities Bed, Reasons Individuals Not Transitioned by CMHC Region.....	171-207

TABLE OF CONTENTS (CONTINUED)

Section II – Payor Source Data

Includes primary payor source data in number of patient days for each bed type.

Table 8 - Licensed Nursing Facility Beds	208-230
Table 9 - Licensed Personal Care Beds	231-244
Table 10 - Licensed Nursing Home Beds (CCRC)	245-248
Table 11 - Licensed Nursing Home Beds (Non-CCRC)	249-250
Table 12 - Licensed Intermediate Care Beds	251-252
Table 13 - Licensed Alzheimer’s Facility Beds	253
Table 14 - Licensed ICF/IID Facilities.....	254-255

Section III – Patient Age Distribution Data

Includes the ages of patients residing in each facility on December 31, 2021.

Table 15 - Licensed Nursing Facility Beds	256-280
Table 16 - Licensed Personal Care Beds	281-294
Table 17 - Licensed Nursing Home Beds (CCRC)	295-298
Table 18 - Licensed Nursing Home Beds (Non-CCRC)	299-300
Table 19 - Licensed Intermediate Care Beds	301-302
Table 20 - Licensed Alzheimer’s Facility Beds	303
Table 21 - Licensed ICF/IID Facilities.....	304-305

Section IV – Patient Death Distribution Data

Includes the ages of patient deaths in each facility during 2021.

Table 22 - Licensed Nursing Facility Beds	306-328
Table 23 - Licensed Personal Care Beds	329-341
Table 24 - Licensed Nursing Home Beds (CCRC)	342-344
Table 25 - Licensed Nursing Home Beds (Non-CCRC)	345-346
Table 26 - Licensed Intermediate Care Beds	347-348
Table 27 - Licensed Alzheimer’s Facility Beds	349
Table 28 - Licensed ICF/IID Facilities.....	350-351

Section V – Table 29 - Nursing Facility by ADD.....	352-365
--	----------------

Section VI – Table 30 - Patient Origin Data.....	366-480
---	----------------

Section VII – Table 31 – Facility Comments.....	481-486
--	----------------

2022 KENTUCKY ANNUAL LONG-TERM CARE REPORT

INTRODUCTION

The Cabinet for Health and Family Services, Office of Inspector General, Division of Certificate of Need, announces the release of the 2022 Kentucky Annual Long-Term Care Report. This office is responsible for the utilization data collection and reporting required by, 900 KAR 6:125 and in support of the State Health Plan 900 KAR 5:020. This report covers the period from January 1, 2022 through December 31, 2022.

The Office of Inspector General, Division of Certificate of Need, produces a number of utilization and services reports. In addition to the Long-Term Care Report, the following reports are available: Megavoltage, Positron Emission Tomography (PET); Ambulatory Surgical Services; Chemical Dependency; Long-Term Care; Home Health; Hospice; Magnetic Resonance Imaging (MRI) Services; Private Duty Nursing; Annual Hospital Utilization and Services; and Psychiatric Residential Treatment Facility. These reports can be downloaded from the following web site: <https://chfs.ky.gov/agencies/os/oig/dcn/Pages/annualreports.aspx>.

*NOTE: When checking ending census for the previous year and the beginning census for the current year, there may be discrepancies in the numbers. When possible, a note was included in the Comments Section to explain.

This report now becomes the most recent official data on Long-Term Care services utilization published by the Cabinet for Health and Family Services. Questions, comments or a request for copies of the reports should be directed to Michele Bushong at CONSurvey@ky.gov or (502) 564-5798.

Cabinet for Health and Family Services
Office of Inspector General
Division of Certificate of Need
275 East Main Street 5E-A
Frankfort, KY 40621

Definitions

Alzheimer's Facility (ALZ) - A long-term care facility constructed and operated pursuant to KRS.216B.071 that provides care to residents with a primary diagnosis of Alzheimer's disease or related disorders.

Beds in Operation - Number of beds, regularly maintained and available on the floor to be filled. Actual beds set up and staffed for immediate use for inpatients during the reporting period.

Beginning Census – The beginning census for the current survey year should be the same as the ending census from the prior survey year. It starts at the beginning of the day January 1, just after midnight.

CMHC – Community Mental Health Center

Days in Period - Number of days in the reporting period.

Ending Census – The ending census taken just before midnight December 31. It should also be verified by the following calculation:
Beginning Census + Admissions – Discharges – Deaths = Ending Census.

Intermediate Care (IC) - Establishments with permanent facilities and health related services for patients who do not require the degree of care and treatment which a hospital or skilled nursing facility is designed to provide, but who, because of their mental or physical condition, require care and services (above the level of room and board) which can be made available to them only through institutional facilities on an inpatient basis.

Intermediate Care Facility for Individuals with Intellectual Disability (ICF/IID) - A facility licensed by the Office of the Inspector General to provide care for individuals with intellectual disabilities.

Licensed Beds - The number and type of beds for which the facility has been licensed at the end of the reporting period.

Long-Term Care - A facility licensed by the state through the Office of the Inspector General (OIG) providing one or more of the following levels of care: Alzheimer's Facility, Intermediate Care, Nursing Facility, Nursing Home, and Personal Care Home.

Nursing Facility (NF) - Long-term care facilities, formerly skilled nursing, nursing home, or intermediate care facilities prior to October 1, 1990, which meet the Omnibus Budget Reconciliation Act of 1987 (OBRA 87) nursing home reform requirements. Nursing facilities must be certified to participate in the **Medicare program in order to be certified for participation in Medicaid**, with the exception of those who have obtained a Medicaid nursing requirement waiver.

Nursing Home (NH) (Non-CCRC) - Establishments with permanent facilities that include inpatient beds, and with medical services including continuous nursing service; that provide treatment for patients who require inpatient care but do not currently require continuous hospital services.

Nursing Home (CCRC) – Continuing Care Retirement Community (CCRC), Nursing Home Beds are issued a Certificate of Compliance by the Office of Inspector General. Nursing Home (CCRC) beds are reported separately from Nursing Home (Non-CCRC) bed utilization. See KRS 216B.332 (1) and (2) for those requirements <https://apps.legislature.ky.gov/law/statutes/statute.aspx?id=40484>.

Percent Occupancy - Total patient days divided by potential patient days.

Percent Transitioned (ICF/IID) – Calculated by dividing the total individuals transitioned by the individuals served. The individuals served is the beginning census plus admissions.

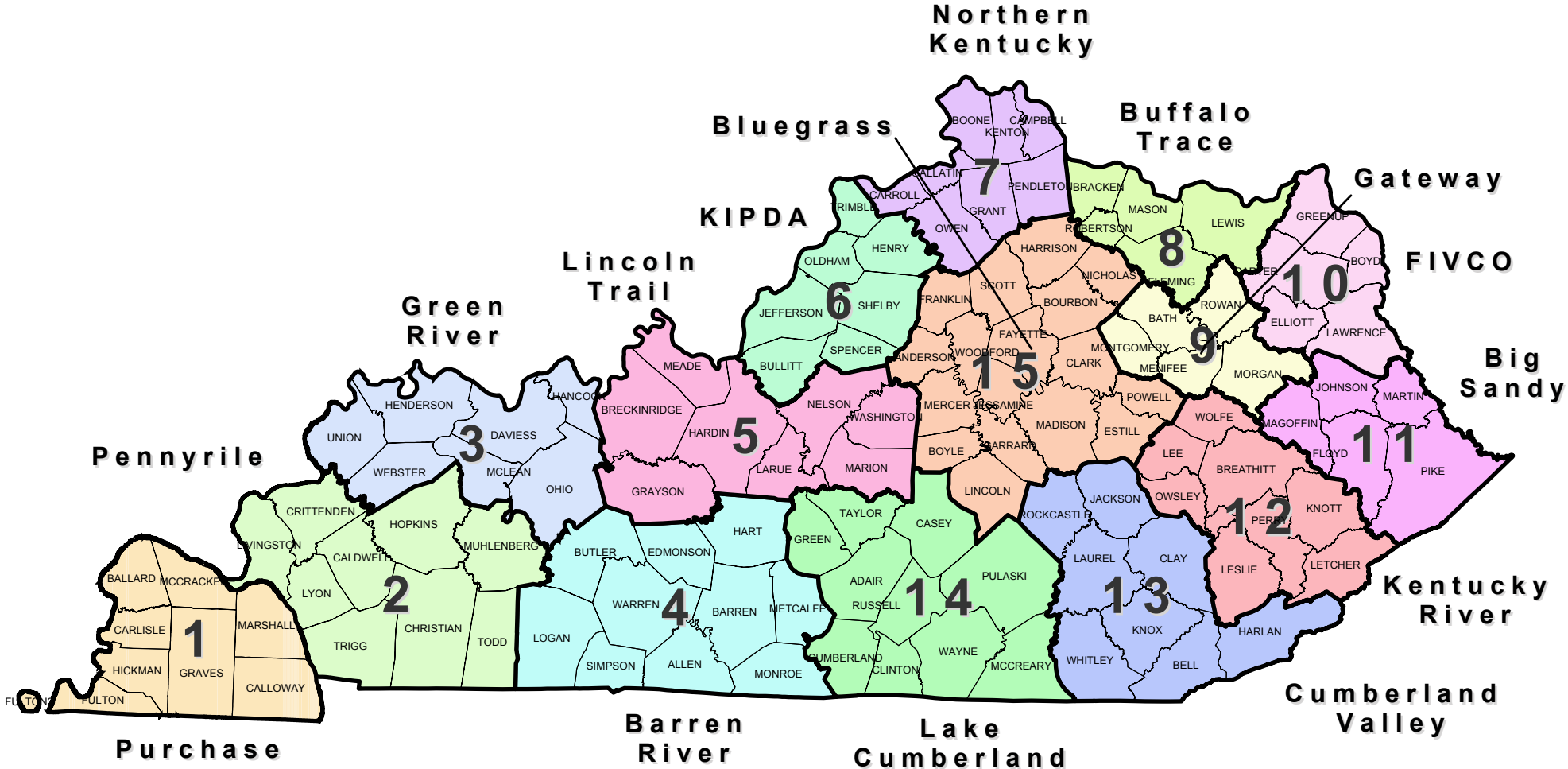
Personal Care Facility (PC) – Establishments with permanent facilities including resident beds. Services provided include continuous supervision of residents, basic health and health-related services, personal care services, residential care services and social and recreational activities. (902 KAR 20:036)

Potential Patient Days: Number of licensed beds multiplied by the number of days in the reporting period, adjusted to reflect changes in licensed beds during the reporting period. Example: 100 licensed beds X 365 (days in reporting period) equals 36,500 potential days. This figure is not shown in the report, but is used to calculate occupancy percentages.

SMI – Per 900 KAR 20:036, Section 1, "Serious mental illness" or "SMI" means a mental illness or disorder (but not a primary diagnosis of Alzheimer's disease or dementia), that is described in the Diagnostic and Statistical Manual of Mental Disorders (DSM), 5th Edition, or the DSM currently in use, that impairs or impedes functioning in one (1) or more major areas of living and is unlikely to improve without treatment, services, or supports.

Total Patient Days - The total days of patient care provided by the facility for the year based on its capacity. It is calculated by summing the daily patient census for each day in the reporting period.

Kentucky Counties and Area Development Districts (ADDs)



Kentucky County and Area Development District (ADD) Reference

ADD 1 - PURCHASE

BALLARD
CALLOWAY
CARLISLE
FULTON
GRAVES
HICKMAN
MARSHALL
MCCRACKEN

ADD 2 - PENNYRILE

CALDWELL
CHRISTIAN
CRITTENDEN
HOPKINS
LIVINGSTON
LYON
MUHLENBERG
TODD
TRIGG

ADD 3 – GREEN RIVER

DAVISS
HANCOCK
HENDERSON
MCLEAN
OHIO
UNION
WEBSTER

ADD 4 – BARREN RIVER

ALLEN
BARREN
BUTLER
EDMONSON
HART
LOGAN
METCALFE
MONROE
SIMPSON
WARREN

ADD 5 – LINCOLN TRAIL

BRECKINRIDGE
GRAYSON
HARDIN
LARUE
MARION
MEADE
NELSON
WASHINGTON

ADD 6 - KIPDA

BULLITT
HENRY
JEFFERSON
OLDHAM
SHELBY
SPENCER
TRIMBLE

ADD 7 – NORTHERN KY

BOONE
CAMPBELL
CARROLL
GALLATIN
GRANT
KENTON
OWEN
PENDLETON

ADD 8 – BUFFALO TRACE

BRACKEN
FLEMING
LEWIS
MASON
ROBERTSON

ADD 9 - GATEWAY

BATH
MENIFEE
MONTGOMERY
MORGAN
ROWAN

ADD 10 - FIVCO

BOYD
CARTER
ELLIOTT
GREENUP
LAWRENCE

ADD 11 – BIG SANDY

FLOYD
JOHNSON
MAGOFFIN
MARTIN
PIKE

ADD 12 – KY RIVER

BREATHITT
KNOTT
LEE
LESLIE
LETCHER
OWSLEY
PERRY
WOLFE

ADD 13 – CUMBERLAND VALLEY

BELL
CLAY
HARLAN
JACKSON
KNOX
LAUREL
ROCKCASTLE
WHITLEY

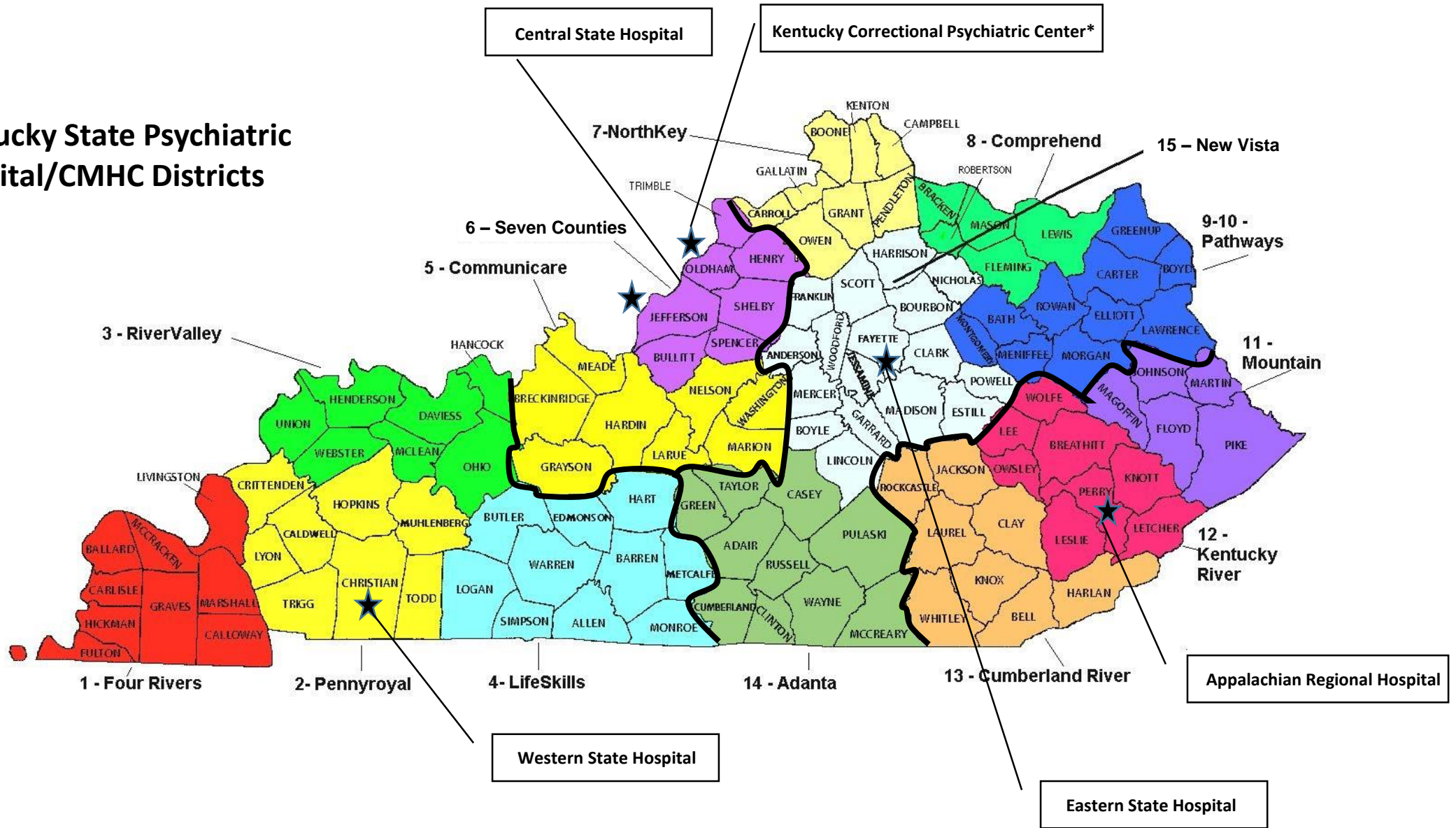
ADD 14 - LAKE CUMBERLAND

ADAIR
CASEY
CLINTON
CUMBERLAND
GREEN
MCCREARY
PULASKI
RUSSELL
TAYLOR
WAYNE

ADD 15 - BLUEGRASS

ANDERSON
BOURBON
BOYLE
CLARK
ESTILL
FAYETTE
FRANKLIN
GARRARD
HARRISON
JESSAMINE
LINCOLN
MADISON
MERCER
NICHOLAS
POWELL
SCOTT
WOODFORD

Kentucky State Psychiatric Hospital/CMHC Districts



KENTUCKY ANNUAL LONG TERM CARE UTILIZATION AND SERVICE REPORT

County and Community Mental Health Center Region Reference

CMHC	CMHC REGION	COUNTY	CMHC	CMHC REGION	COUNTY				
1	FOUR RIVERS	BALLARD	4	LIFESKILLS	METCALFE				
		CALLOWAY			MONROE				
		CARLISLE			SIMPSON				
		FULTON			WARREN				
		GRAVES			5	COMMUNICARE	BRECKINRIDGE		
		HICKMAN					GRAYSON		
		LIVINGSTON					HARDIN		
		MARSHALL					LARUE		
		MCCRACKEN					MARION		
		2					PENNYROYAL	CALDWELL	6
CHRISTIAN	NELSON								
CRITTENDEN	WASHINGTON								
HOPKINS	BULLITT								
LYON	HENRY								
MUHLENBERG	JEFFERSON								
TODD	OLDHAM								
TRIGG	SHELBY								
3	RIVER VALLEY		DAVIESS	7	NORTHKEY	SPENCER			
			HANCOCK			TRIMBLE			
		HENDERSON	BOONE						
		MCLEAN	CAMPBELL						
		OHIO	CARROLL						
		UNION	GALLATIN						
		WEBSTER	GRANT						
		4	LIFESKILLS			ALLEN	8	COMPREHEND	KENTON
						BARREN			OWEN
						BUTLER			PENDLETON
EDMONSON	BRACKEN								
HART	FLEMING								
LOGAN	LEWIS								

KENTUCKY ANNUAL LONG TERM CARE UTILIZATION AND SERVICE REPORT

County and Community Mental Health Center Region Reference

CMHC	CMHC REGION	COUNTY	CMHC	CMHC REGION	COUNTY
8	COMPREHEND	MASON	13	CUMBERLAND RIVER	LAUREL
		ROBERTSON			ROCKCASTLE
9 - 10	PATHWAYS	BATH	14	ADANTA	WHITLEY
		BOYD			ADAIR
		CARTER			CASEY
		ELLIOTT			CLINTON
		GREENUP			CUMBERLAND
		LAWRENCE			GREEN
		MENIFEE			MCCREARY
		MONTGOMERY			PULASKI
		MORGAN			RUSSELL
		ROWAN			TAYLOR
11	MOUNTAIN	FLOYD	15	BLUEGRASS	WAYNE
		JOHNSON			ANDERSON
		MAGOFFIN			BOURBON
		MARTIN			BOYLE
		PIKE			CLARK
12	KENTUCKY RIVER	BREATHITT			ESTILL
		KNOTT			FAYETTE
		LEE			FRANKLIN
		LESLIE			GARRARD
		LETCHER			HARRISON
		OWSLEY			JESSAMINE
		PERRY			LINCOLN
		WOLFE			MADISON
13	CUMBERLAND RIVER	BELL			MERCER
		CLAY			NICHOLAS
		HARLAN			POWELL
		JACKSON			SCOTT
		KNOX			WOODFORD

2022 ANNUAL KENTUCKY LONG TERM CARE UTILIZATION AND SERVICE REPORT

NURSING FACILITY BED OCCUPANCY RATES

By Year and ADD

Area Development District	2012	2013	2014	2015	2016	2017	2018	2019	2020	2021	2022	NET CHANGE	
												2012-2022	2021-2022
Purchase	84.95%	80.14%	79.83%	79.47%	78.02%	75.43%	75.89%	77.48%	74.64%	70.06%	77.13%	-7.82%	7.07%
Pennyrile	87.43%	83.01%	82.55%	82.37%	81.76%	79.29%	77.68%	78.78%	74.44%	67.54%	75.73%	-11.70%	8.19%
Green River	89.23%	87.72%	88.55%	85.15%	82.95%	84.62%	80.90%	81.85%	79.96%	78.94%	78.08%	-11.15%	-0.86%
Barren River	90.73%	90.01%	90.69%	89.01%	87.90%	87.69%	86.76%	88.90%	85.32%	80.63%	80.68%	-10.05%	0.05%
Lincoln Trail	91.29%	87.08%	89.74%	88.69%	89.63%	82.81%	81.28%	83.39%	73.33%	70.50%	74.66%	-16.63%	4.16%
KIPDA	87.15%	85.01%	86.62%	87.58%	85.91%	86.40%	83.23%	83.96%	76.32%	76.02%	81.09%	-6.06%	5.07%
Northern Kentucky	90.44%	91.99%	92.36%	88.21%	89.13%	88.38%	88.10%	87.31%	81.42%	81.49%	84.36%	-6.08%	2.87%
Buffalo Trace	92.51%	90.11%	92.74%	77.29%	90.54%	91.19%	91.45%	89.30%	77.34%	82.11%	90.07%	-2.44%	7.96%
Gateway	90.63%	91.41%	93.25%	91.75%	92.31%	91.30%	91.89%	92.72%	85.76%	81.04%	85.46%	-5.17%	4.42%
FIVCO	91.57%	90.39%	92.93%	92.08%	91.83%	91.70%	91.00%	85.50%	79.42%	84.68%	85.12%	-6.45%	0.44%
Big Sandy	86.18%	84.18%	85.96%	84.43%	86.42%	84.49%	81.83%	82.28%	82.28%	78.77%	78.38%	-7.80%	-0.39%
Kentucky River	88.62%	86.34%	88.51%	88.63%	89.16%	90.29%	90.73%	88.89%	85.48%	74.49%	75.33%	-13.29%	0.84%
Cumberland Valley	93.74%	93.91%	93.29%	93.35%	92.73%	93.03%	92.00%	91.68%	85.59%	79.58%	78.97%	-14.77%	-0.61%
Lake Cumberland	94.85%	93.67%	94.30%	92.83%	91.37%	89.54%	90.04%	89.01%	78.11%	74.53%	79.56%	-15.29%	5.03%
Bluegrass	89.92%	89.34%	88.42%	88.01%	87.48%	86.07%	85.65%	85.29%	79.20%	76.98%	76.88%	-13.04%	-0.10%
Statewide	89.95%	88.29%	89.32%	87.26%	87.81%	86.82%	85.90%	85.76%	79.91%	77.16%	74.72%	-15.23%	-2.44%

2022 ANNUAL KENTUCKY LONG TERM CARE UTILIZATION AND SERVICE REPORT

Total Beds, By Year And Bed Type

Licensed Bed Type	2012	2013	2014	2015	2016	2017	2018	2019	2020	2021	2022	NET CHANGE	
												2012-2022	2021-2022
Nursing Facility	26,268	26,319	26,334	26,314	26,148	26,461	26,472	26,551	26,480	26,541	26,845	577	304
Personal Care	6,172	6,144	6,079	6,178	6,261	6,738	7,285	7,289	7,479	7,664	7,339	1,167	-325
Intermediate Care	72	72	72	72	72	72	72	72	72	72	72	0	0
Nursing Home (CCRC)	454	242	284	265	266	268	268	245	239	212	243	-211	31
Nursing Home (Non-CCRC)		264	192	192	142	142	151	153	146	142	136	136	-6
ICF/IID	888	888	888	888	630	638	632	632	496	496	632	-256	136
Alzheimer	120	120	120	120	120	120	120	120	120	120	120	0	0
Statewide	33,974	34,049	33,969	34,029	33,639	34,439	35,000	35,062	35,032	35,247	35,387	1,413	140

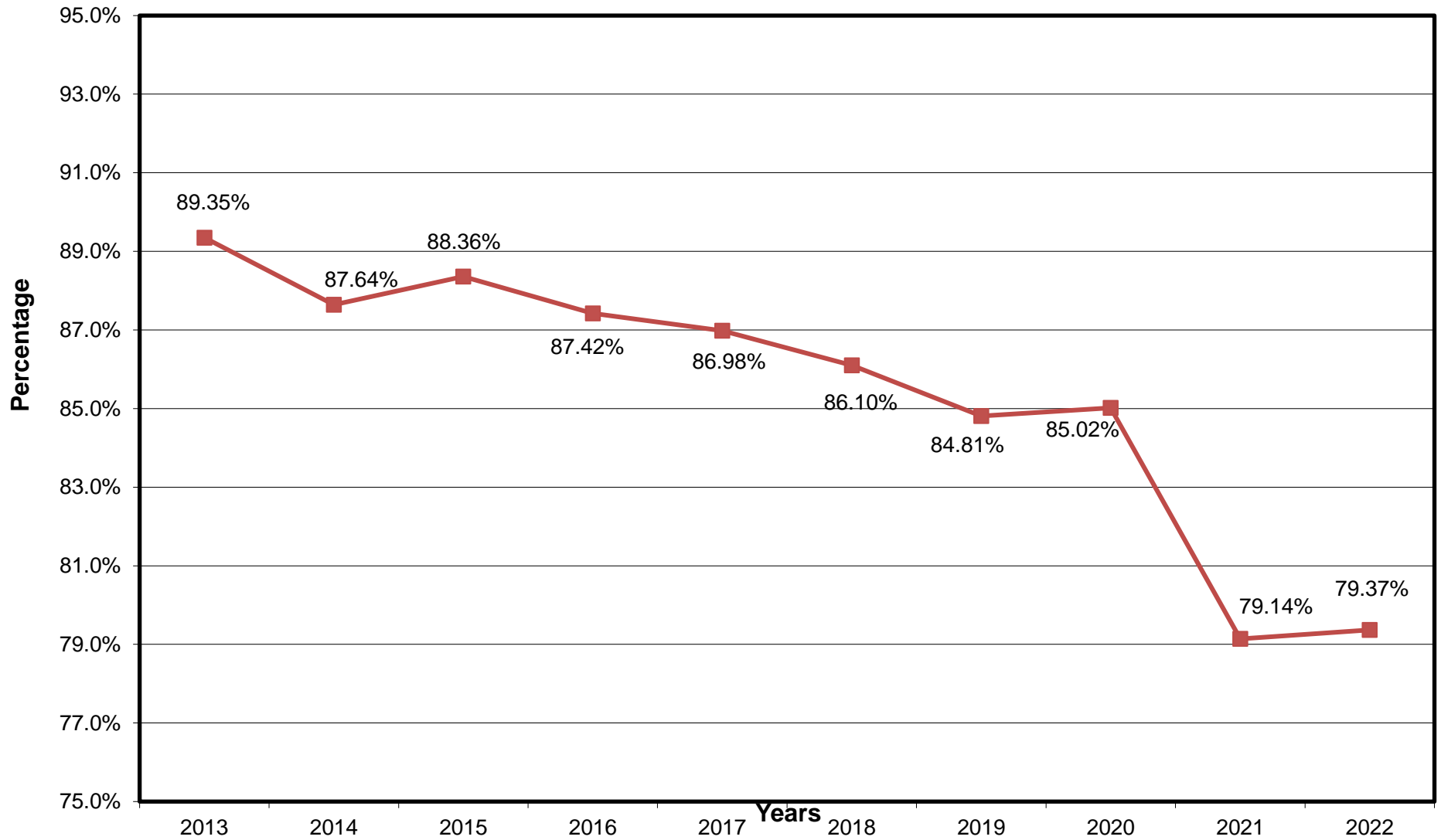
Occupancy Rates By Bed Type

Licenced Bed Type	2012	2013	2014	2015	2016	2017	2018	2019	2020	2021	2022	NET CHANGE	
												2012-2022	2021-2022
Nursing Facility	89.35%	87.64%	88.36%	87.42%	86.98%	86.10%	84.81%	85.02%	79.14%	76.52%	79.37%	-9.98%	2.85%
Personal Care	79.08%	77.19%	80.24%	77.55%	77.01%	73.68%	70.96%	73.73%	71.33%	67.68%	74.15%	-4.93%	6.47%
Intermediate Care	77.56%	72.55%	63.41%	74.83%	74.37%	70.80%	64.13%	65.29%	59.77%	55.96%	59.63%	-17.93%	3.67%
Nursing Home (CCRC)	81.50%	75.94%	72.77%	69.28%	61.95%	66.47%	64.92%	65.45%	63.41%	75.57%	80.56%	-0.94%	4.99%
Nursing Home (Non-CCRC)		86.74%	86.89%	84.62%	83.62%	81.96%	81.67%	83.73%	66.56%	77.54%	73.14%	73.14%	-4.40%
ICF/IID	53.54%	51.46%	49.32%	48.04%	66.09%	64.31%	64.26%	62.91%	77.34%	77.34%	61.64%	8.10%	-15.70%
Alzheimer	93.67%	94.59%	94.37%	91.79%	89.69%	92.68%	88.17%	90.46%	86.60%	77.24%	88.21%	-5.46%	10.97%

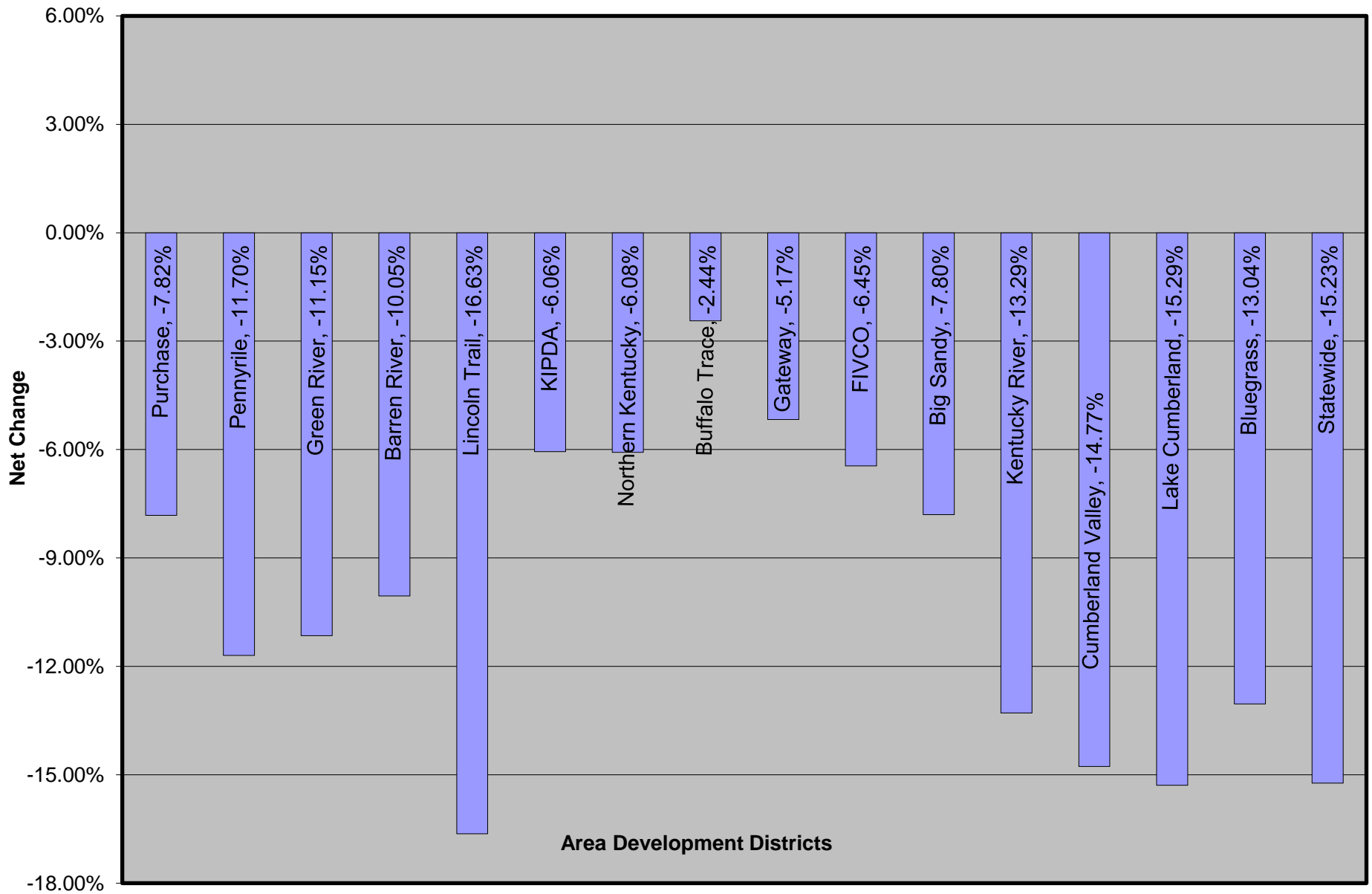
Count Of Facilities By Bed Type

Licenced Bed Type	2012	2013	2014	2015	2016	2017	2018	2019	2020	2021	2022	NET CHANGE	
												2012-2022	2021-2022
Nursing Facility	287	285	284	285	283	288	288	289	293	293	289	2	-4
Personal Care	162	157	151	151	152	158	164	162	164	190	166	4	-24
Intermediate Care	9	9	9	9	9	9	9	9	9	9	9	0	0
Nursing Home (CCRC)	22	14	18	20	20	21	21	21	20	20	23	1	3
Nursing Home (Non-CCRC)		11	6	6	5	5	6	7	11	11	9	9	-2
ICF/IID	14	14	14	14	14	16	16	16	16	16	16	2	0
Alzheimer	2	2	2	2	2	2	2	2	2	2	2	0	0
Statewide	496	492	484	487	485	499	506	506	515	541	514	18	-27

2022 Annual Kentucky Long Term Care Utilization and Services Report
Statewide Occupancy Rates for Nursing Facility Beds
2013 - 2022



Net Change in Occupancy in Nursing Facility Beds (2012 - 2022)



KENTUCKY ANNUAL LONG-TERM CARE SERVICES REPORT



KENTUCKY CABINET FOR
HEALTH AND FAMILY SERVICES

SECTION I: CENSUS DATA

2022 ANNUAL KENTUCKY LONG TERM CARE UTILIZATION AND SERVICE REPORT

Table 1 - Census Data- Nursing Facility Beds

ADD / Facility	Licensed Beds	Beds In Operation	Beginning Census	Admissions	Discharges	Deaths	Ending Census	Total Patient Days	Occupancy Percentage	Potential Patient Days
ADD:1										
BALLARD										
Life Care Center of LaCenter	70	70	50	117	85	29	53	19,849	77.69%	25,550
BALLARD County Total:	70	70	50	117	85	29	53	19,849	77.69%	25,550
CALLOWAY										
Spring Creek Health Care	226	226	116	424	386	32	122	33,923	41.12%	82,490
CALLOWAY County Total:	226	226	116	424	386	32	122	33,923	41.12%	82,490
CARLISLE										
Countryside Center	53	53	49	90	67	21	51	18,453	95.39%	19,345
CARLISLE County Total:	53	53	49	90	67	21	51	18,453	95.39%	19,345
FULTON										
Fulton Nursing and Rehab	60	60	50	133	111	27	45	18,912	86.36%	21,900
FULTON County Total:	60	60	50	133	111	27	45	18,912	86.36%	21,900
GRAVES										
Green Acres Health Care	73	73	67	165	152	22	58	21,622	90.31%	23,941
Mayfield Health and Rehabilitation	100	0	0	0	0	0	0	0	0	0
Mills Nursing and Rehabilitation	104	104	100	382	342	45	95	36,206	95.38%	37,960
GRAVES County Total:	277	177	167	547	494	67	153	57,828	93.42%	61,901
HICKMAN										
Clinton Hickman County Nursing Facility	46	46	38	92	78	13	39	13,999	83.38%	16,790
Clinton Place	91	91	75	164	130	36	73	26,645	82.95%	32,120
HICKMAN County Total:	137	137	113	256	208	49	112	40,644	83.10%	48,910
MARSHALL										
Calvert City Convalescent Center	95	95	76	79	42	37	76	27,691	79.86%	34,675
Lake Way Nursing and Rehabilitation Center	96	96	64	122	93	33	60	23,764	67.82%	35,040
Oakview Nursing and Rehabilitation Center	100	100	79	120	95	32	72	26,974	73.90%	36,500
MARSHALL County Total:	291	291	219	321	230	102	208	78,429	73.84%	106,215
MCCRACKEN										
Baptist Health Paducah	24	0	0	0	0	0	0	0	0	0
Parkview Nursing and Rehabilitation Center (Paducah)	228	228	164	553	490	66	161	67,828	81.50%	83,220
Providence Pointe Healthcare	108	108	89	397	403	3	80	30,964	78.55%	39,420

Table 1 - Census Data- Nursing Facility Beds

ADD / Facility	Licensed Beds	Beds In Operation	Beginning Census	Admissions	Discharges	Deaths	Ending Census	Total Patient Days	Occupancy Percentage	Potential Patient Days
River Haven Nursing and Rehab	103	97	60	107	88	13	66	22,131	99.24%	22,300
Stonecreek Health and Rehab	90	90	85	279	238	45	81	30,679	93.39%	32,850
MCCRACKEN County Total:	553	523	398	1,336	1,219	127	388	151,602	85.27%	177,790
ADD: 1 Total	1,667	1,537	1,162	3,224	2,800	454	1,132	419,640	77.13%	544,101
ADD:2										
CALDWELL										
Princeton Health and Rehab Center	104	104	91	167	122	37	99	34,793	98.70%	35,253
CALDWELL County Total:	104	104	91	167	122	37	99	34,793	98.70%	35,253
CHRISTIAN										
Bradford Heights Health and Rehab Center	100	100	82	223	170	47	88	32,371	88.69%	36,500
Christian Health Center, Hopkinsville	112	112	98	230	192	49	87	32,120	100.00%	32,120
Christian Heights Nursing and Rehabilitation Center	60	60	48	81	71	9	49	19,325	88.24%	21,900
Covington Convalescent Center	72	72	41	76	50	25	42	15,568	59.24%	26,280
Western State Nursing Facility	144	144	68	18	6	12	68	23,358	44.44%	52,560
CHRISTIAN County Total:	488	488	337	628	489	142	334	122,742	72.47%	169,360
CRITTENDEN										
Crittenden County Health and Rehabilitation Center	101	101	55	92	64	24	59	21,239	92.36%	22,995
CRITTENDEN County Total:	101	101	55	92	64	24	59	21,239	92.36%	22,995
HOPKINS										
Baptist Health Deaconess Madisonville (LTC)	20	0	0	0	0	0	0	0	0	0
Brighton Cornerstone Health Care	66	66	36	46	32	11	39	13,761	57.12%	24,090
Dawson Springs Health And Rehab Ctr	59	59	51	35	17	15	54	19,231	89.30%	21,535
Hillside Center	71	71	55	175	151	15	64	20,866	80.52%	25,915
Joseph Eddie Ballard Western Kentucky Veterans Ctr	156	156	59	21	1	27	52	19,394	34.06%	56,940
Madisonville Health and Rehabilitation	94	94	79	128	105	19	83	31,252	91.09%	34,310
Ridgewood Terrace Nursing Home	110	110	94	202	168	37	91	32,447	80.81%	40,150
Tradewater Pointe	60	60	44	63	59	6	42	15,723	71.79%	21,900
HOPKINS County Total:	636	616	418	670	533	130	425	152,674	67.90%	224,840

Table 1 - Census Data- Nursing Facility Beds

ADD / Facility	Licensed Beds	Beds In Operation	Beginning Census	Admissions	Discharges	Deaths	Ending Census	Total Patient Days	Occupancy Percentage	Potential Patient Days
LIVINGSTON										
Salem Springlake Health and Rehabilitation Center	75	75	49	67	44	20	52	18,980	69.33%	27,375
LIVINGSTON County Total:	75	75	49	67	44	20	52	18,980	69.33%	27,375
LYON										
Landmark of Kuttawa	65	65	49	46	31	18	46	17,861	75.28%	23,725
Rivers Bend Retirement Community	40	39	32	67	61	8	30	11,717	82.31%	14,235
LYON County Total:	105	104	81	113	92	26	76	29,578	77.92%	37,960
MUHLENBERG										
Greenville Nursing and Rehabilitation	60	60	58	66	46	21	57	20,695	94.50%	21,900
Maple Health and Rehabilitation	97	97	86	103	73	27	89	31,685	89.49%	35,405
Owensboro Health Muhlenberg Community Hospital Long Term Care	45	45	43	127	113	21	36	13,870	84.44%	16,425
MUHLENBERG County Total:	202	202	187	296	232	69	182	66,250	89.85%	73,730
TODD										
Hearthstone Place	110	60	52	6	6	10	42	17,599	80.36%	21,900
TODD County Total:	110	60	52	6	6	10	42	17,599	80.36%	21,900
TRIGG										
Shady Lawn Nursing and Rehabilitation Center	50	50	38	95	77	13	43	14,472	79.30%	18,250
TRIGG County Total:	50	50	38	95	77	13	43	14,472	79.30%	18,250
ADD: 2 Total	1,871	1,800	1,308	2,134	1,659	471	1,312	478,327	75.73%	631,663
ADD:3										
DAVISS										
Carmel Home	36	36	36	66	47	19	36	12,813	97.51%	13,140
Chautauqua Health and Rehab	145	141	108	97	58	34	113	38,975	73.64%	52,925
Hermitage Care and Rehabilitation Center	76	76	69	113	86	31	65	23,816	93.21%	25,550
Signature Healthcare at Hillcrest	156	130	110	194	170	19	115	42,426	100.00%	42,426
The Transitional Care Center of Owensboro	30	30	13	398	388	9	14	5,356	48.91%	10,950
Twin Rivers Nursing and Rehab Center	132	132	80	84	53	19	92	33,062	68.62%	48,180
Wellington Parc of Owensboro	20	20	20	8	7	5	16	6,947	95.16%	7,300
DAVISS County Total:	595	565	436	960	809	136	451	163,395	81.51%	200,471

Table 1 - Census Data- Nursing Facility Beds

ADD / Facility	Licensed Beds	Beds In Operation	Beginning Census	Admissions	Discharges	Deaths	Ending Census	Total Patient Days	Occupancy Percentage	Potential Patient Days
HANCOCK										
Heartland Villa Center	45	45	39	86	70	16	39	15,302	93.16%	16,425
HANCOCK County Total:	45	45	39	86	70	16	39	15,302	93.16%	16,425
HENDERSON										
Henderson Nursing and Rehabilitation Center	90	90	77	152	131	18	80	28,965	88.17%	32,850
Redbanks	222	222	135	243	205	49	124	49,330	60.88%	81,030
HENDERSON County Total:	312	312	212	395	336	67	204	78,295	68.75%	113,880
MCLEAN										
Riverside Care and Rehab Ctr	79	79	70	120	98	24	68	24,793	85.98%	28,835
MCLEAN County Total:	79	79	70	120	98	24	68	24,793	85.98%	28,835
OHIO										
Beaver Dam Nursing and Rehab Center	58	58	58	59	60	8	49	19,659	92.86%	21,170
Fordsville Nursing and Rehabilitation Center	67	67	61	109	100	12	58	22,671	92.70%	24,455
Signature Healthcare of Hartford Rehab and Wellnes	110	110	84	125	104	29	76	29,749	74.09%	40,150
OHIO County Total:	235	235	203	293	264	49	183	72,079	84.03%	85,775
UNION										
Breckinridge Place	16	16	15	14	8	5	16	5,618	96.20%	5,840
Morganfield Nursing and Rehabilitation Center	60	60	54	166	150	19	51	19,081	87.13%	21,900
UNION County Total:	76	76	69	180	158	24	67	24,699	89.04%	27,740
WEBSTER										
Redbanks Colonial Terrace	87	87	43	44	29	14	44	15,637	49.24%	31,755
WEBSTER County Total:	87	87	43	44	29	14	44	15,637	49.24%	31,755
ADD: 3 Total	1,429	1,399	1,072	2,078	1,764	330	1,056	394,200	78.08%	504,881
ADD:4										
ALLEN										
Cal Turner Rehab and Specialty Care	110	110	99	94	65	32	96	35,002	87.18%	40,150
ALLEN County Total:	110	110	99	94	65	32	96	35,002	87.18%	40,150
BARREN										
Barren County Nursing and Rehab	94	94	82	142	109	42	81	28,835	84.04%	34,310
Glasgow State Nursing Facility	100	100	48	11	6	6	47	16,816	46.07%	36,500
Glenview Health Care Facility	60	60	50	111	81	26	54	18,773	85.72%	21,900

Table 1 - Census Data- Nursing Facility Beds

ADD / Facility	Licensed Beds	Beds In Operation	Beginning Census	Admissions	Discharges	Deaths	Ending Census	Total Patient Days	Occupancy Percentage	Potential Patient Days
NHC HealthCare, Glasgow	194	194	148	174	124	48	150	54,442	76.88%	70,810
Signature Healthcare of Glasgow	68	68	66	116	115	8	59	22,539	90.81%	24,820
T J Samson Community Hospital Skilled Nursing Unit	16	16	11	169	169	2	9	2,688	46.03%	5,840
BARREN County Total:	532	532	405	723	604	132	400	144,093	74.21%	194,180
BUTLER										
Morgantown Care and Rehabilitation Center	122	122	101	129	83	36	111	38,877	91.63%	42,430
BUTLER County Total:	122	122	101	129	83	36	111	38,877	91.63%	42,430
EDMONSON										
Edmonson Center	74	74	66	106	84	26	62	24,673	91.35%	27,010
EDMONSON County Total:	74	74	66	106	84	26	62	24,673	91.35%	27,010
HART										
Signature Healthcare of Hart County	104	104	87	101	75	26	87	32,847	86.53%	37,960
HART County Total:	104	104	87	101	75	26	87	32,847	86.53%	37,960
LOGAN										
Auburn Health Care	66	66	38	50	36	14	38	14,326	59.47%	24,090
Creekwood Place Nursing and Rehab Center	104	104	92	278	260	28	82	31,989	84.27%	37,960
LOGAN County Total:	170	170	130	328	296	42	120	46,315	74.64%	62,050
METCALFE										
Metcalf Health Care Center	71	71	61	67	70	21	37	22,521	86.90%	25,915
METCALFE County Total:	71	71	61	67	70	21	37	22,521	86.90%	25,915
MONROE										
Signature HealthCare of Monroe County Rehab	104	104	79	149	119	19	90	29,463	77.62%	37,960
MONROE County Total:	104	104	79	149	119	19	90	29,463	77.62%	37,960
SIMPSON										
Franklin-Simpson Nursing and Rehabilitation	98	98	78	71	53	21	75	28,879	80.74%	35,770
SIMPSON County Total:	98	98	78	71	53	21	75	28,879	80.74%	35,770
WARREN										
Bowling Green Nursing and Rehabilitation	66	66	57	75	63	18	51	20,564	85.36%	24,090
Christian Health Center, Bowling Green	22	22	20	214	204	9	21	7,665	95.45%	8,030
Colonial Center	48	48	36	92	75	15	38	16,080	99.99%	16,082

Table 1 - Census Data- Nursing Facility Beds

ADD / Facility	Licensed Beds	Beds In Operation	Beginning Census	Admissions	Discharges	Deaths	Ending Census	Total Patient Days	Occupancy Percentage	Potential Patient Days
Greenwood Nursing and Rehabilitation	128	128	118	368	324	44	118	41,436	88.69%	46,720
Hopkins Center	50	50	43	119	81	38	43	16,575	90.82%	18,250
Signature Healthcare Bowling Green	176	176	133	289	248	45	129	44,338	69.02%	64,240
WARREN County Total:	490	490	407	1,157	995	169	400	146,658	82.67%	177,412
ADD: 4 Total	1,875	1,875	1,513	2,925	2,444	524	1,478	549,328	80.68%	680,837
ADD:5										
BRECKINRIDGE										
Breckinridge Memorial Nursing Facility	18	18	18	17	3	14	18	6,443	98.07%	6,570
Hardinsburg Nursing and Rehabilitation	63	63	57	54	42	11	58	21,639	94.10%	22,995
BRECKINRIDGE County Total:	81	81	75	71	45	25	76	28,082	94.98%	29,565
GRAYSON										
Grayson Nursing and Rehabilitation	72	72	70	107	77	37	63	24,757	94.20%	26,280
Spring View Health and Rehab Center	71	71	68	48	37	9	70	25,002	96.48%	25,915
GRAYSON County Total:	143	143	138	155	114	46	133	49,759	95.33%	52,195
HARDIN										
Baptist Health Hardin (NF)	15	15	6	231	228	1	8	3,400	62.10%	5,475
Elizabethtown Nursing and Rehab	65	65	52	120	93	25	54	20,546	86.60%	23,725
Helmwood Healthcare Center	60	60	50	110	79	32	49	18,517	84.55%	21,900
Kensington Center	82	82	66	286	239	36	77	28,138	94.01%	29,930
Radcliff Veterans Center	120	120	33	22	1	9	45	13,391	30.57%	43,800
Signature Healthcare at North Hardin Rehab	148	148	107	181	161	20	107	38,480	71.23%	54,020
Signature Healthcare of Elizabethtown	112	104	81	293	251	40	83	31,491	77.03%	40,880
HARDIN County Total:	602	594	395	1,243	1,052	163	423	153,963	70.07%	219,730
LARUE										
Signature HealthCARE Sunrise Manor	137	137	111	167	139	35	104	35,918	71.83%	50,005
LARUE County Total:	137	137	111	167	139	35	104	35,918	71.83%	50,005
MARION										
Cedars Of Lebanon Nursing Center	81	81	30	8	16	11	11	6,801	23.00%	29,565
Loretto Motherhouse Infirmary	55	55	42	29	16	16	39	15,304	76.23%	20,075
Village of Lebanon II (NF)	16	16	13	10	3	4	16	5,571	95.39%	5,840
MARION County Total:	152	152	85	47	35	31	66	27,676	49.88%	55,480
MEADE										
Brandenburg Nursing and Rehabilitation	57	55	51	79	59	18	53	18,564	92.47%	20,075
MEADE County Total:	57	55	51	79	59	18	53	18,564	92.47%	20,075

Table 1 - Census Data- Nursing Facility Beds

ADD / Facility	Licensed Beds	Beds In Operation	Beginning Census	Admiss-ions	Disch-arges	Deaths	Ending Census	Total Patient Days	Occupancy Percentage	Potential Patient Days
NELSON										
Flaget Memorial Hospital NF	12	12	0	50	42	0	7	400	30.03%	1,332
Landmark of Bardstown Rehab and Nursing	100	100	74	222	196	23	77	28,321	77.59%	36,500
Signature Healthcare At Colonial Rehab	65	65	53	117	102	22	46	19,165	80.78%	23,725
NELSON County Total:	177	177	127	389	340	45	130	47,886	77.79%	61,557
WASHINGTON										
Sansbury Care Center	48	48	45	19	10	15	39	15,027	85.77%	17,520
Springfield Nursing and Rehabilitation Center	70	70	57	104	76	27	58	20,084	78.61%	25,550
WASHINGTON County Total:	118	118	102	123	86	42	97	35,111	81.52%	43,070
ADD: 5 Total	1,467	1,457	1,084	2,274	1,870	405	1,082	396,959	74.66%	531,677
ADD:6										
BULLITT										
Bedrock HC at Green Meadows	122	122	83	460	401	56	86	33,738	75.76%	44,530
BULLITT County Total:	122	122	83	460	401	56	86	33,738	75.76%	44,530
HENRY										
New Castle Nursing and Rehab	60	60	51	116	95	19	53	19,486	88.98%	21,900
HENRY County Total:	60	60	51	116	95	19	53	19,486	88.98%	21,900
JEFFERSON										
Cherokee Park Rehabilitation	104	104	75	204	177	27	75	27,375	72.12%	37,960
Christian Health Center of Louisville	118	118	98	185	164	20	99	37,248	86.48%	43,070
Clifton Oaks Care Center	110	110	92	202	183	7	104	35,176	87.61%	40,150
Essex Nursing and Rehabilitation Center	128	128	109	160	122	31	116	39,276	84.07%	46,720
Forest Springs Health Campus	78	58	52	355	317	43	47	18,913	89.34%	21,170
Franciscan Health Care Center	85	85	65	651	631	20	65	26,694	86.04%	31,025
Glen Ridge Health Campus	110	110	46	368	342	16	56	16,985	70.51%	24,090
Highlands Nursing and Rehabilitation Center	154	154	144	168	134	37	141	51,301	91.27%	56,210
Hillcreek Rehabilitation and Care	172	172	142	330	301	19	152	52,323	83.34%	62,780
Home of the Innocents	76	76	73	32	30	0	75	27,414	98.82%	27,740
Jeffersontown Rehabilitation	98	98	84	212	188	19	89	33,376	93.31%	35,770
Kindred Hospital - Louisville	47	44	39	54	36	15	42	14,263	83.14%	17,155
Klondike Center	62	62	59	57	54	4	58	21,581	95.36%	22,630

Table 1 - Census Data- Nursing Facility Beds

ADD / Facility	Licensed Beds	Beds In Operation	Beginning Census	Admissions	Discharges	Deaths	Ending Census	Total Patient Days	Occupancy Percentage	Potential Patient Days
Landmark of Iroquois Park and Nursing Center	120	120	88	137	124	16	85	26,557	61.66%	43,070
Landmark of Louisville Rehab and Nursing	252	252	170	371	332	37	172	65,833	71.57%	91,980
Landmark of River City Rehabilitation and Nursing	92	92	74	177	149	14	88	32,120	95.65%	33,580
Little Sisters of the Poor	35	35	34	12	4	13	29	11,836	92.65%	12,775
Louisville East Post Acute	178	178	166	364	324	38	168	61,654	94.90%	64,970
Lyndon Woods Care and Rehabilitation	144	124	118	97	37	13	165	42,410	100.00%	42,410
Masonic Home of Louisville	136	136	142	998	912	99	129	50,125	96.81%	51,775
Nazareth Home	118	118	118	485	413	81	109	39,785	92.37%	43,070
Nazareth Home Clifton	101	101	89	480	432	38	99	36,135	98.02%	36,865
Park Terrace Health Campus	88	80	61	440	372	49	80	20,805	100.00%	20,805
Regency Center	110	110	90	213	190	16	97	35,972	89.59%	40,150
Regis Woods	186	0	0	0	0	0	0	0	0	0
Rivers Edge Nursing and Rehabilitation Center	100	100	84	53	43	16	78	27,203	74.53%	36,500
Seneca Place	122	122	90	275	253	21	91	35,892	83.12%	43,180
Signature Healthcare at Glenview	120	0	0	0	0	0	0	0	0	0
Signature Healthcare At Jefferson Manor Rehab	100	100	75	440	424	18	73	25,393	73.23%	34,675
Signature Healthcare at Jefferson Place Rehab	95	95	60	655	611	30	74	24,531	70.75%	34,675
Signature Healthcare at Meadowview Rehab	95	0	0	0	0	0	0	0	0	0
Signature Healthcare At Rockford Rehab	110	110	93	135	128	18	82	29,930	74.55%	40,150
Signature Healthcare at U of L Mary & Elizabeth Hosp	26	26	18	489	484	2	21	7,558	79.64%	9,490
Signature Healthcare of East Louisville	128	128	92	171	150	25	88	28,207	60.37%	46,720
Signature Healthcare of South Louisville	100	100	73	457	424	44	62	29,792	81.62%	36,500
St Matthews Care Center	125	125	108	236	169	65	110	38,426	84.22%	45,625
Summerfield Rehab and Wellness	165	165	80	256	242	17	77	28,503	47.33%	60,225
Sycamore Heights Health and Rehab	96	96	77	114	102	17	72	30,168	86.10%	35,040
The Episcopal Church Home	61	26	22	29	16	14	21	7,665	80.77%	9,490
The Springs at Stony Brook	76	76	49	287	241	35	60	19,345	100.00%	19,345

Table 1 - Census Data- Nursing Facility Beds

ADD / Facility	Licensed Beds	Beds In Operation	Beginning Census	Admissions	Discharges	Deaths	Ending Census	Total Patient Days	Occupancy Percentage	Potential Patient Days
The Willows at Springhurst	52	52	46	218	196	25	43	17,897	54.48%	32,850
Treyton Oaks Towers	60	60	40	190	156	27	47	17,605	80.39%	21,900
Valhalla Post Acute	162	162	121	532	464	47	142	48,991	90.23%	54,298
Wesley Manor	68	63	56	106	61	43	58	20,137	81.13%	24,820
Westminster Terrace	112	58	70	42	47	19	46	19,135	46.81%	40,880
Westport Place Health Campus	62	62	44	322	294	15	57	17,404	76.91%	22,630
JEFFERSON County Total:	4,937	4,391	3,526	11,759	10,473	1,170	3,642	1,298,939	81.34%	1,596,913
OLDHAM										
Baptist Health La Grange	30	0	0	0	0	0	0	0	0	0
Friendship Health and Rehab	83	0	0	0	0	0	0	0	0	0
Richwood Nursing and Rehab	120	120	111	101	69	36	107	40,352	92.13%	43,800
OLDHAM County Total:	233	120	111	101	69	36	107	40,352	92.13%	43,800
SHELBY										
Crestview Center	58	58	51	88	69	13	57	10,176	95.34%	10,673
Masonic Home of Shelbyville	117	91	77	240	233	24	61	25,836	77.78%	33,215
SHELBY County Total:	175	149	128	328	302	37	118	36,012	82.05%	43,888
SPENCER										
Signature Healthcare of Spencer County	120	120	80	180	158	23	79	28,639	65.39%	43,800
SPENCER County Total:	120	120	80	180	158	23	79	28,639	65.39%	43,800
TRIMBLE										
Bedford Springs Health and Rehabilitation	60	58	43	104	81	20	46	16,067	73.37%	21,900
TRIMBLE County Total:	60	58	43	104	81	20	46	16,067	73.37%	21,900
ADD: 6 Total	5,707	5,020	4,022	13,048	11,579	1,361	4,131	1,473,233	81.09%	1,816,731
ADD:7										
BOONE										
Boonespring Transitional Care Center	143	143	124	500	424	69	131	47,567	91.13%	52,195
Bridgepoint Care and Rehabilitation Center	151	151	123	265	237	22	129	48,133	87.33%	55,115
Florence Park Care Center	150	150	105	213	181	38	99	37,550	68.58%	54,750
St Elizabeth Florence SNF	20	20	16	400	407	3	6	5,368	73.53%	7,300
BOONE County Total:	464	464	368	1,378	1,249	132	365	138,618	81.85%	169,360
CAMPBELL										
Carmel Manor	95	95	42	129	58	33	80	22,254	64.18%	34,675
Coldspring Transitional Care Center	143	143	126	393	352	30	137	46,322	88.75%	52,195

Table 1 - Census Data- Nursing Facility Beds

ADD / Facility	Licensed Beds	Beds In Operation	Beginning Census	Admissions	Discharges	Deaths	Ending Census	Total Patient Days	Occupancy Percentage	Potential Patient Days
Highlandspring of Ft Thomas	140	140	119	459	385	62	131	44,107	86.32%	51,100
St Elizabeth FT Thomas SNF	22	22	16	401	399	2	16	5,360	66.75%	8,030
The Seasons at Alexandria	117	117	109	328	308	30	99	40,818	100.00%	40,818
CAMPBELL County Total:	517	517	412	1,710	1,502	157	463	158,861	85.04%	186,818
CARROLL										
Signature Healthcare of Carrollton Rehab	78	78	62	136	132	16	50	20,922	73.49%	28,470
CARROLL County Total:	78	78	62	136	132	16	50	20,922	73.49%	28,470
GALLATIN										
Gallatin Nursing and Rehab	120	120	114	94	61	33	114	41,923	95.71%	43,800
GALLATIN County Total:	120	120	114	94	61	33	114	41,923	95.71%	43,800
GRANT										
Grant Center	95	95	89	83	67	23	82	30,862	89.00%	34,675
GRANT County Total:	95	95	89	83	67	23	82	30,862	89.00%	34,675
KENTON										
Emerald Trace	68	68	53	548	517	20	64	20,774	83.70%	24,820
Madonna Manor	59	59	51	156	125	31	51	17,349	80.56%	21,535
Rosedale Green	176	176	143	87	24	59	147	54,475	84.80%	64,240
The Pavilion at Kenton	82	82	67	155	133	17	72	26,180	87.47%	29,930
Village Care Center	100	100	93	158	133	32	86	32,840	89.97%	36,500
Villaspring of Erlanger	140	140	119	171	106	59	125	45,956	89.93%	51,100
Woodcrest Nursing and Rehabilitation Center	127	127	80	118	77	23	98	34,065	73.49%	46,355
KENTON County Total:	752	752	606	1,393	1,115	241	643	231,639	84.39%	274,480
OWEN										
Owenton Healthcare and Rehabilitation	100	100	80	99	67	35	77	30,542	83.68%	36,500
OWEN County Total:	100	100	80	99	67	35	77	30,542	83.68%	36,500
PENDLETON										
River Valley Nursing Home	60	60	45	100	67	29	49	18,125	82.76%	21,900
PENDLETON County Total:	60	60	45	100	67	29	49	18,125	82.76%	21,900
ADD: 7 Total	2,186	2,186	1,776	4,993	4,260	666	1,843	671,492	84.36%	796,003
ADD:8										
BRACKEN										
Bracken County Post-Acute and Rehabilitation Center	32	32	26	66	55	10	27	9,908	84.83%	11,680
BRACKEN County Total:	32	32	26	66	55	10	27	9,908	84.83%	11,680

Table 1 - Census Data- Nursing Facility Beds

ADD / Facility	Licensed Beds	Beds In Operation	Beginning Census	Admissions	Discharges	Deaths	Ending Census	Total Patient Days	Occupancy Percentage	Potential Patient Days
FLEMING										
Pioneer Trace Nursing Home	92	92	58	105	49	41	73	25,745	76.67%	33,580
FLEMING County Total:	92	92	58	105	49	41	73	25,745	76.67%	33,580
LEWIS										
Vanceburg Rehabilitation and Care	90	90	87	85	71	15	86	30,501	92.85%	32,850
LEWIS County Total:	90	90	87	85	71	15	86	30,501	92.85%	32,850
MASON										
Maysville Nursing and Rehabilitation Facility	130	130	107	277	263	56	121	45,889	96.71%	47,450
MASON County Total:	130	130	107	277	263	56	121	45,889	96.71%	47,450
ROBERTSON										
Robertson County Health Care Facility	60	60	57	70	55	14	58	20,768	94.83%	21,900
ROBERTSON County Total:	60	60	57	70	55	14	58	20,768	94.83%	21,900
ADD: 8 Total	404	404	335	603	493	136	365	132,811	90.07%	147,460
ADD:9										
BATH										
Ridgeway Nursing and Rehabilitation	99	99	87	160	137	16	94	33,158	91.76%	36,135
BATH County Total:	99	99	87	160	137	16	94	33,158	91.76%	36,135
MENIFEE										
Edgewood Estates	60	60	38	22	12	4	44	15,383	70.24%	21,900
MENIFEE County Total:	60	60	38	22	12	4	44	15,383	70.24%	21,900
MONTGOMERY										
Windsor Care Center	144	144	111	294	262	39	104	42,636	81.12%	52,560
MONTGOMERY County Total:	144	144	111	294	262	39	104	42,636	81.12%	52,560
MORGAN										
West Liberty Nursing and Rehabilitation Center	48	48	48	89	82	7	48	17,155	97.92%	17,520
MORGAN County Total:	48	48	48	89	82	7	48	17,155	97.92%	17,520
ROWAN										
Life Care Center of Morehead	97	96	80	165	138	17	90	31,418	88.74%	35,405
St Claire Medical Center TCU	10	0	0	0	0	0	0	0	0	0
ROWAN County Total:	107	96	80	165	138	17	90	31,418	88.74%	35,405
ADD: 9 Total	458	447	364	730	631	83	380	139,750	85.46%	163,520

Table 1 - Census Data- Nursing Facility Beds

ADD / Facility	Licensed Beds	Beds In Operation	Beginning Census	Admissions	Discharges	Deaths	Ending Census	Total Patient Days	Occupancy Percentage	Potential Patient Days
ADD:10										
BOYD										
Boyd Nursing and Rehabilitation Center	60	60	52	158	128	26	56	364	16.62%	2,190
King's Daughters Rehab and Skilled Nursing Facility	20	0	0	0	0	0	0	0	0	0
Kingsbrook Lifecare Center	137	137	108	609	548	43	126	43,500	86.99%	50,005
Woodland Oaks	110	110	106	257	222	32	109	38,497	95.88%	40,150
BOYD County Total:	327	307	266	1,024	898	101	291	82,361	89.19%	92,345
CARTER										
Carter Nursing and Rehabilitation Center	120	120	113	158	105	51	115	41,796	95.42%	43,800
CARTER County Total:	120	120	113	158	105	51	115	41,796	95.42%	43,800
ELLIOTT										
Elliott Nursing and Rehabilitation Center	75	75	68	183	163	18	70	25,407	92.81%	27,375
ELLIOTT County Total:	75	75	68	183	163	18	70	25,407	92.81%	27,375
GREENUP										
Oakmont Manor	85	85	77	331	294	33	81	28,449	91.70%	31,025
South Shore Nursing and Rehabilitation Center	60	60	53	71	67	8	49	18,863	86.13%	21,900
Wurtland Nursing and Rehabilitation Center	126	126	105	170	140	26	109	39,539	85.97%	45,990
GREENUP County Total:	271	271	235	572	501	67	239	86,851	87.80%	98,915
LAWRENCE										
The Jordan Center	104	104	52	46	28	14	56	19,292	50.82%	37,960
LAWRENCE County Total:	104	104	52	46	28	14	56	19,292	50.82%	37,960
ADD: 10 Total	897	877	734	1,983	1,695	251	771	255,707	85.12%	300,395
ADD:11										
FLOYD										
Highlands ARH Regional Medical Center (NF)	18	0	0	0	0	0	0	0	0.00%	6,570
Prestonsburg Health Care Center	56	56	47	163	140	20	50	17,111	83.71%	20,440
Riverview Health Care Center	121	121	97	226	196	26	101	35,587	80.58%	44,165
FLOYD County Total:	195	177	144	389	336	46	151	52,698	74.04%	71,175
JOHNSON										
Mountain Manor of Paintsville	126	126	97	123	84	38	98	35,212	76.56%	45,990
JOHNSON County Total:	126	126	97	123	84	38	98	35,212	76.56%	45,990

Table 1 - Census Data- Nursing Facility Beds

ADD / Facility	Licensed Beds	Beds In Operation	Beginning Census	Admissions	Discharges	Deaths	Ending Census	Total Patient Days	Occupancy Percentage	Potential Patient Days
MAGOFFIN										
Salyersville Nursing and Rehabilitation Center	142	136	102	132	117	19	98	36,511	70.44%	51,830
MAGOFFIN County Total:	142	136	102	132	117	19	98	36,511	70.44%	51,830
MARTIN										
Martin County Health Care Facility	65	65	63	76	60	16	63	22,603	95.27%	23,725
MARTIN County Total:	65	65	63	76	60	16	63	22,603	95.27%	23,725
PIKE										
Good Shepherd Community Nursing Center	118	118	110	287	265	25	107	39,854	90.99%	43,800
Landmark of Elkhorn City Rehabilitation Center	106	106	90	81	66	18	87	32,633	84.34%	38,690
Parkview Nursing and Rehabilitation Center (Pikeville)	120	120	93	118	99	20	92	34,221	78.13%	43,800
Pikeville Nursing and Rehab Center	106	0	88	178	155	21	90	30,196	78.05%	38,690
Tug Valley ARH Skilled Nursing Facility	34	34	13	126	117	5	17	6,159	49.63%	12,410
PIKE County Total:	484	378	394	790	702	89	393	143,063	80.65%	177,390
ADD: 11 Total	1,012	882	800	1,510	1,299	208	803	290,087	78.38%	370,110
ADD:12										
BREATHITT										
Nim Henson Geriatric Center	120	120	30	36	17	14	35	14,043	32.06%	43,800
BREATHITT County Total:	120	120	30	36	17	14	35	14,043	32.06%	43,800
KNOTT										
Knott County Health and Rehabilitation Center	92	92	75	111	80	20	86	30,239	90.05%	33,580
KNOTT County Total:	92	92	75	111	80	20	86	30,239	90.05%	33,580
LEE										
Lee County Care and Rehabilitation Center	109	109	99	216	186	26	103	37,052	93.13%	39,785
LEE County Total:	109	109	99	216	186	26	103	37,052	93.13%	39,785
LESLIE										
Hyden Health and Rehabilitation Center	94	94	80	42	30	12	80	29,366	85.59%	34,310
LESLIE County Total:	94	94	80	42	30	12	80	29,366	85.59%	34,310
LETCHER										
Letcher Manor	142	142	115	313	285	12	131	45,318	87.44%	51,830
LETCHER County Total:	142	142	115	313	285	12	131	45,318	87.44%	51,830

Table 1 - Census Data- Nursing Facility Beds

ADD / Facility	Licensed Beds	Beds In Operation	Beginning Census	Admissions	Discharges	Deaths	Ending Census	Total Patient Days	Occupancy Percentage	Potential Patient Days
OWSLEY										
Owsley County Health Care Center	91	91	69	77	51	20	75	26,553	76.58%	34,675
OWSLEY County Total:	91	91	69	77	51	20	75	26,553	76.58%	34,675
PERRY										
Hazard Health and Rehabilitation Center	200	200	142	143	116	17	152	53,594	73.42%	73,000
Paul E Patton Eastern Ky Veterans Center	120	120	73	29	9	25	68	24,045	54.90%	43,800
PERRY County Total:	320	320	215	172	125	42	220	77,639	66.47%	116,800
WOLFE										
Wolfe County Health and Rehabilitation Center	100	100	89	99	72	20	96	34,538	94.62%	36,500
WOLFE County Total:	100	100	89	99	72	20	96	34,538	94.62%	36,500
ADD: 12 Total	1,068	1,068	772	1,066	846	166	826	294,748	75.33%	391,280
ADD:13										
BELL										
Middlesboro Nursing and Rehab	95	95	92	156	105	51	92	32,944	95.01%	34,675
Mountain View Nursing and Rehab Ctr	115	115	61	99	79	22	59	22,332	53.20%	41,975
Pineville Community Hospital LTC	30	0	0	0	0	0	0	0	0	0
BELL County Total:	240	210	153	255	184	73	151	55,276	72.11%	76,650
CLAY										
Landmark of Laurel Creek Rehab and Nursing	106	106	86	166	139	31	82	31,097	80.37%	38,690
CLAY County Total:	106	106	86	166	139	31	82	31,097	80.37%	38,690
HARLAN										
Harlan Health and Rehabilitation Center	143	143	116	101	67	37	113	41,004	78.56%	52,195
Tri-Cities Nursing and Rehabilitation Center	85	85	64	93	79	17	61	22,880	73.75%	31,025
HARLAN County Total:	228	228	180	194	146	54	174	63,884	76.77%	83,220
JACKSON										
Signature HealthCare at Jackson Manor	51	51	42	99	83	11	47	15,839	85.09%	18,615
JACKSON County Total:	51	51	42	99	83	11	47	15,839	85.09%	18,615
KNOX										
Barbourville Health and Rehabilitation Center	135	135	115	94	60	46	103	39,489	80.14%	49,275
Christian Health Center - Corbin	100	100	89	104	80	23	90	32,295	88.48%	36,500

Table 1 - Census Data- Nursing Facility Beds

ADD / Facility	Licensed Beds	Beds In Operation	Beginning Census	Admissions	Discharges	Deaths	Ending Census	Total Patient Days	Occupancy Percentage	Potential Patient Days
KNOX County Total:	235	235	204	198	140	69	193	71,784	83.69%	85,775
LAUREL										
Hillcrest Health and Rehabilitation Center	120	120	81	91	63	26	83	30,549	69.75%	43,800
Laurel Heights Home for the Elderly	143	143	120	125	56	58	131	46,354	88.81%	52,195
LAUREL County Total:	263	263	201	216	119	84	214	76,903	80.11%	95,995
ROCKCASTLE										
Rockcastle Health and Rehabilitation Center	104	104	76	195	163	28	80	27,872	73.42%	37,960
Rockcastle Regional Hospital and Respiratory Care	143	143	116	142	121	27	110	42,085	80.63%	52,195
ROCKCASTLE County Total:	247	247	192	337	284	55	190	69,957	77.60%	90,155
WHITLEY										
Corbin Health and Rehabilitation Center	100	100	74	92	60	27	79	27,104	74.26%	36,500
The Heritage	85	85	82	166	155	11	82	29,465	94.97%	31,025
Williamsburg Health and Rehabilitation Center	125	125	96	83	56	34	89	34,307	75.19%	45,625
WHITLEY County Total:	310	310	252	341	271	72	250	90,876	80.31%	113,150
ADD: 13 Total	1,680	1,650	1,310	1,806	1,366	449	1,301	475,616	78.97%	602,250
ADD:14										
ADAIR										
Signature Healthcare At Summit Manor Rehab	104	104	74	100	77	27	70	26,027	68.56%	37,960
ADAIR County Total:	104	104	74	100	77	27	70	26,027	68.56%	37,960
CASEY										
Liberty Care and Rehabilitation Center	97	97	74	116	99	16	75	26,719	75.47%	35,405
CASEY County Total:	97	97	74	116	99	16	75	26,719	75.47%	35,405
CLINTON										
Clinton County Care and Rehabilitation Center	52	52	48	68	51	22	43	17,425	91.81%	18,980
CLINTON County Total:	52	52	48	68	51	22	43	17,425	91.81%	18,980
CUMBERLAND										
Cumberland Valley Manor	84	84	59	44	21	25	57	20,653	67.36%	30,660
CUMBERLAND County Total:	84	84	59	44	21	25	57	20,653	67.36%	30,660

Table 1 - Census Data- Nursing Facility Beds

ADD / Facility	Licensed Beds	Beds In Operation	Beginning Census	Admissions	Discharges	Deaths	Ending Census	Total Patient Days	Occupancy Percentage	Potential Patient Days
GREEN										
Green Hill Rehabilitation and Care	118	118	91	150	86	64	91	40,688	94.47%	43,070
McDowell Skilled Nursing Facility	5	0	0	0	0	0	0	0	0.00%	1,825
GREEN County Total:	123	118	91	150	86	64	91	40,688	90.63%	44,895
MCCREARY										
Signature Healthcare of McCreary County Rehab	60	60	48	96	91	13	40	18,201	83.11%	21,900
MCCREARY County Total:	60	60	48	96	91	13	40	18,201	83.11%	21,900
PULASKI										
Cumberland Nursing and Rehabilitation Center	93	93	73	136	98	23	88	28,672	84.47%	33,945
Lake Cumberland Regional Hospital SCU	12	12	10	192	186	4	12	3,746	85.53%	4,380
Somerset Nursing and Rehabilitation Facility	123	123	109	182	134	43	114	42,488	94.64%	44,895
Somerwoods Nursing and Rehabilitation	166	166	95	105	83	13	104	35,142	58.00%	60,590
PULASKI County Total:	394	394	287	615	501	83	318	110,048	76.52%	143,810
RUSSELL										
Fair Oaks Health Systems	114	114	73	129	76	33	93	29,407	70.67%	41,610
RUSSELL County Total:	114	114	73	129	76	33	93	29,407	70.67%	41,610
TAYLOR										
Campbellsville Nursing and Rehabilitation	67	67	52	153	118	28	59	20,583	84.17%	24,455
The Grandview Nursing and Rehabilitation Facility	81	81	79	162	135	31	75	27,330	92.44%	29,565
TAYLOR County Total:	148	148	131	315	253	59	134	47,913	88.69%	54,020
WAYNE										
Hicks Golden Years Nursing Home	59	59	49	34	16	10	57	21,535	100.00%	21,535
WAYNE County Total:	59	59	49	34	16	10	57	21,535	100.00%	21,535
ADD: 14 Total	1,235	1,230	934	1,667	1,271	352	978	358,616	79.56%	450,775
ADD:15										
ANDERSON										
Signature Healthcare at Heritage Hall Rehab	94	94	81	212	205	16	72	24,524	71.48%	34,310
ANDERSON County Total:	94	94	81	212	205	16	72	24,524	71.48%	34,310

Table 1 - Census Data- Nursing Facility Beds

ADD / Facility	Licensed Beds	Beds In Operation	Beginning Census	Admissions	Discharges	Deaths	Ending Census	Total Patient Days	Occupancy Percentage	Potential Patient Days
BOURBON										
Bourbon Heights	67	67	58	26	6	24	54	21,609	88.36%	24,455
BOURBON County Total:	67	67	58	26	6	24	54	21,609	88.36%	24,455
BOYLE										
Danville Center For Health	106	106	68	137	105	28	72	25,068	64.79%	38,690
Landmark of Danville Rehabilitation and Nursing Center, LLC	90	90	68	95	64	18	81	28,723	89.65%	32,040
BOYLE County Total:	196	196	136	232	169	46	153	53,791	76.05%	70,730
CLARK										
Clark Regional Medical Center Transitional Care Unit	25	25	14	226	224	7	9	4,676	51.24%	9,125
Fountain Circle Care and Rehab Ctr	179	147	128	321	275	46	128	47,559	72.79%	65,335
CLARK County Total:	204	172	142	547	499	53	137	52,235	70.15%	74,460
ESTILL										
Irvine Nursing and Rehabilitation	86	86	74	169	137	25	81	28,206	89.86%	31,390
ESTILL County Total:	86	86	74	169	137	25	81	28,206	89.86%	31,390
FAYETTE										
Bluegrass Care and Rehabilitation Center	124	118	106	294	271	28	101	35,527	78.50%	45,260
Cambridge Place	108	108	78	74	48	26	78	29,765	75.51%	39,420
Cardinal Hill Rehab Unit	74	74	31	823	822	1	31	11,184	41.41%	27,010
Homestead Post Acute	136	136	124	388	362	36	114	45,412	91.48%	49,640
Lexington Country Place	111	94	62	175	118	48	71	25,974	64.11%	40,515
Lexington Premier Nursing and Rehab, LLC	120	120	76	298	227	29	98	32,583	74.39%	43,800
Mayfair Manor	98	94	80	299	286	24	69	28,246	78.97%	35,770
Northpoint Lexington Healthcare Center	150	150	118	370	317	38	133	47,053	85.94%	54,750
Pine Meadows Post Acute	120	120	105	221	198	19	109	40,615	92.73%	43,800
Sayre Christian Village Nursing Home	153	153	117	133	74	50	126	44,656	79.96%	55,845
Signature Healthcare At Tanbark Rehab	34	34	25	543	530	7	31	9,828	79.19%	12,410
The Willows at Fritz Farm	54	54	53	200	178	25	50	18,397	93.34%	19,710
The Willows at Hamburg	54	54	52	129	110	21	50	18,765	95.21%	19,710
Willows at Citation	52	52	47	181	158	22	48	17,803	93.80%	18,980
FAYETTE County Total:	1,388	1,361	1,074	4,128	3,699	374	1,109	405,808	80.10%	506,620

Table 1 - Census Data- Nursing Facility Beds

ADD / Facility	Licensed Beds	Beds In Operation	Beginning Census	Admissions	Discharges	Deaths	Ending Census	Total Patient Days	Occupancy Percentage	Potential Patient Days
FRANKLIN										
Bradford Square Center	100	100	86	192	156	36	86	32,517	89.09%	36,500
Frankfort Rehab and Care	100	100	70	160	130	26	74	27,202	74.53%	36,500
FRANKLIN County Total:	200	200	156	352	286	62	160	59,719	81.81%	73,000
GARRARD										
Landmark of Lancaster Rehabilitation and Nursing	96	96	90	104	78	33	83	31,191	89.02%	35,040
GARRARD County Total:	96	96	90	104	78	33	83	31,191	89.02%	35,040
HARRISON										
Cedar Ridge Health Campus	48	48	45	125	104	22	44	16,585	94.66%	17,520
Edgemont Healthcare	68	68	61	83	60	18	66	22,974	92.56%	24,820
Grand Haven Nursing Home	54	54	45	65	38	21	51	17,303	87.79%	19,710
HARRISON County Total:	170	170	151	273	202	61	161	56,862	91.64%	62,050
JESSAMINE										
Nicholasville Nursing and Rehabilitation	73	68	61	124	100	23	62	23,101	93.07%	24,820
Thomson Hood Veterans Center	285	285	98	40	1	28	109	36,252	34.85%	104,025
JESSAMINE County Total:	358	353	159	164	101	51	171	59,353	46.07%	128,845
LINCOLN										
Stanford Care and Rehab	128	128	112	129	54	73	114	41,367	88.54%	46,720
LINCOLN County Total:	128	128	112	129	54	73	114	41,367	88.54%	46,720
MADISON										
Berea Health and Rehabilitation	84	74	71	173	140	20	84	27,010	88.10%	30,660
Kenwood Health and Rehabilitation Center	93	93	73	200	155	34	84	28,753	84.70%	33,945
Madison Health and Rehabilitation Center	92	92	81	108	87	29	73	25,336	75.45%	33,580
Telford Terrace	25	25	19	46	31	14	20	6,815	74.68%	9,125
The Terrace Nursing and Rehabilitation	102	102	94	156	125	30	95	35,166	94.46%	37,230
MADISON County Total:	396	386	338	683	538	127	356	123,080	85.15%	144,540
MERCER										
Harrodsburg Health and Rehab Ctr	112	112	99	139	114	39	85	32,089	78.50%	40,880
The Willows at Harrodsburg	36	36	42	140	124	25	33	12,045	91.67%	13,140
MERCER County Total:	148	148	141	279	238	64	118	44,134	81.70%	54,020
NICHOLAS										
Johnson Mathers Nursing Home	104	0	72	0	69	3	0	4,357	11.48%	37,960
NICHOLAS County Total:	104	0	72	0	69	3	0	4,357	11.48%	37,960

Table 1 - Census Data- Nursing Facility Beds

ADD / Facility	Licensed Beds	Beds In Operation	Beginning Census	Admissions	Discharges	Deaths	Ending Census	Total Patient Days	Occupancy Percentage	Potential Patient Days
POWELL										
Stanton Nursing and Rehabilitation Center	81	81	65	120	92	26	67	24,543	83.01%	29,565
POWELL County Total:	81	81	65	120	92	26	67	24,543	83.01%	29,565
SCOTT										
Dover Nursing and Rehabilitation	85	85	75	74	37	31	81	29,616	95.46%	31,025
Signature Healthcare of Georgetown	65	65	58	243	222	24	55	20,763	87.52%	23,725
SCOTT County Total:	150	150	133	317	259	55	136	50,379	92.02%	54,750
WOODFORD										
The Homeplace At Midway	23	23	22	21	10	12	21	8,090	96.37%	8,395
WOODFORD County Total:	23	23	22	21	10	12	21	8,090	96.37%	8,395
ADD: 15 Total	3,889	3,711	3,004	7,756	6,642	1,105	2,993	1,089,248	76.88%	1,416,850
Statewide Total	26,845	25,543	20,190	47,797	40,619	6,961	20,451	7,419,762	79.37%	9,348,533

Table 1A - Census Data- Nursing Facility Beds 2022

ADD / Facility	Number of Licensed Beds	Beds In Operation	Beginning Census	Admissions	Discharges	Deaths	Ending Census	Total Patient Days	Occupancy Percentage
PURCHASE	1,667	1,537	1,162	3,224	2,800	454	1,132	419,640	77.13%
PENNYRILE	1,871	1,800	1,308	2,134	1,659	471	1,312	478,327	75.73%
GREEN RIVER	1,429	1,399	1,072	2,078	1,764	330	1,056	394,200	78.08%
BARREN RIVER	1,875	1,875	1,513	2,925	2,444	524	1,478	549,328	80.68%
LINCOLN TRAIL	1,467	1,457	1,084	2,274	1,870	405	1,082	396,959	74.66%
KIPDA	5,707	5,020	4,022	13,048	11,579	1,361	4,131	1,473,233	81.09%
NORTHERN KY	2,186	2,186	1,776	4,993	4,260	666	1,843	671,492	84.36%
BUFFALO TRACE	404	404	335	603	493	136	365	132,811	90.07%
GATEWAY	458	447	364	730	631	83	380	139,750	85.46%
FIVCO	897	877	734	1,983	1,695	251	771	255,707	85.12%
BIG SANDY	1,012	882	800	1,510	1,299	208	803	290,087	78.38%
KY RIVER	1,068	1,068	772	1,066	846	166	826	294,748	75.33%
CUMBERLAND VALLEY	1,680	1,650	1,310	1,806	1,366	449	1,301	475,616	78.97%
LAKE CUMBERLAND	1,235	1,230	934	1,667	1,271	352	978	358,616	79.56%
BLUEGRASS	3,889	3,711	3,004	7,756	6,642	1,105	2,993	1,089,248	76.88%
Statewide Total	26,845	25,543	20,190	47,797	40,619	6,961	20,451	7,419,762	79.37%

2022 ANNUAL KENTUCKY LONG TERM CARE UTILIZATION AND SERVICE REPORT

Table 2 - Census Data- Personal Care Beds

ADD / Facility	Licensed Beds	Beds In Operation	Beginning Census	Admissions	Discharges	Deaths	Ending Census	Total Patient Days	Occupancy Percentage	Potential Patient Days
ADD:1										
CALLOWAY										
Gardens At Hickory Woods	22	22	13	10	5	0	18	6,088	75.82%	8,030
CALLOWAY County Total:	22	22	13	10	5	0	18	6,088	75.82%	8,030
CARLISLE										
Countryside Center	8	0	8	7	7	0	8	2,836	97.12%	2,920
CARLISLE County Total:	8	0	8	7	7	0	8	2,836	97.12%	2,920
GRAVES										
Fern Terrace of Mayfield	140	136	128	40	37	3	128	46,366	92.00%	50,400
GRAVES County Total:	140	136	128	40	37	3	128	46,366	92.00%	50,400
HICKMAN										
Clinton Hickman County Nursing Facility	10	10	5	2	3	0	4	1,732	47.45%	3,650
Clinton Place	10	10	5	8	5	1	7	2,555	70.00%	3,650
HICKMAN County Total:	20	20	10	10	8	1	11	4,287	58.73%	7,300
MCCRACKEN										
Gaither Suites at West Park	29	29	29	23	23	0	29	9,879	93.33%	10,585
MCCRACKEN County Total:	29	29	29	23	23	0	29	9,879	93.33%	10,585
ADD: 1 Total	219	207	188	90	80	4	194	69,456	87.66%	79,235
ADD:2										
CALDWELL										
Highland Homes, Inc.	100	100	80	21	18	0	83	30,295	83.00%	36,500
CALDWELL County Total:	100	100	80	21	18	0	83	30,295	83.00%	36,500
CHRISTIAN										
Christian County Manor	78	78	42	41	38	0	45	365	100.00%	365
Christian Health Center, Hopkinsville	2	2	2	2	2	0	2	690	94.52%	730
Pennyriple Home	94	94	60	9	8	0	61	22,828	66.53%	34,310
CHRISTIAN County Total:	174	174	104	52	48	0	108	23,883	67.46%	35,405
CRITTENDEN										
Crittenden County Health and Rehabilitation Center	0	0	0	0	0	0	0	0	0.00%	0
CRITTENDEN County Total:	0	0	0	0	0	0	0	0	0.00%	0

Table 2 - Census Data- Personal Care Beds

ADD / Facility	Licensed Beds	Beds In Operation	Beginning Census	Admiss-ions	Disch-arges	Deaths	Ending Census	Total Patient Days	Occupancy Percentage	Potential Patient Days
HOPKINS										
The Homestead	64	64	57	18	19	0	56	19,213	82.25%	23,360
The Oaks PCH/Madisonville	58	0	42	9	9	2	40	15,330	72.41%	21,170
HOPKINS County Total:	122	64	99	27	28	2	96	34,543	77.57%	44,530
LYON										
Rivers Bend Retirement Community	0	0	0	0	0	0	0	0	0.00%	0
LYON County Total:	0	0	0	0	0	0	0	0	0.00%	0
MUHLENBERG										
Greenville Nursing and Rehabilitation	14	14	7	4	9	0	2	2,126	41.60%	5,110
Sparks Nursing Center	88	88	72	58	53	2	75	26,573	82.73%	32,120
MUHLENBERG County Total:	102	102	79	62	62	2	77	28,699	77.09%	37,230
TRIGG										
Better Senior Living	68	0	0	0	0	0	0	0	0.00%	0
TRIGG County Total:	68	0	0	0	0	0	0	0	0.00%	0
ADD: 2 Total	566	440	362	162	156	4	364	117,420	76.41%	153,665
ADD:3										
DAVISS										
Carmel Home	79	79	72	28	23	2	75	27,470	95.27%	28,835
Chautauqua Health and Rehab	39	14	9	3	6	0	6	2,646	51.78%	5,110
Davco Rest Home	92	92	83	25	24	0	84	30,556	90.99%	33,580
Fern Terrace of Owensboro	68	68	48	31	30	0	52	18,077	72.83%	24,820
DAVISS County Total:	278	253	212	87	83	2	217	78,749	85.28%	92,345
HANCOCK										
The Oaks PCH/Lewisport	56	48	48	17	16	1	48	17,520	85.71%	20,440
HANCOCK County Total:	56	48	48	17	16	1	48	17,520	85.71%	20,440
HENDERSON										
Cedarhurst of Henderson	60	60	0	82	29	2	51	13,848	89.67%	15,444
Henderson Manor	0	0	0	0	0	0	0	0	0.00%	0
HENDERSON County Total:	60	60	0	82	29	2	51	13,848	89.67%	15,444
MCLEAN										
Sunny Acres	32	32	21	18	17	1	21	8,373	71.69%	11,680
MCLEAN County Total:	32	32	21	18	17	1	21	8,373	71.69%	11,680

Table 2 - Census Data- Personal Care Beds

ADD / Facility	Licensed Beds	Beds In Operation	Beginning Census	Admiss-ions	Disch-arges	Deaths	Ending Census	Total Patient Days	Occupancy Percentage	Potential Patient Days
OHIO										
Beaver Dam Nursing and Rehab Center	23	23	15	6	8	0	13	5,220	62.18%	8,395
OHIO County Total:	23	23	15	6	8	0	13	5,220	62.18%	8,395
ADD: 3 Total	449	416	296	210	153	6	350	123,710	83.42%	148,304
ADD:4										
ALLEN										
Cornerstone Manor	36	36	34	18	17	0	35	11,875	90.37%	13,140
Scottsville Manor	40	40	26	10	6	0	30	10,771	73.77%	14,600
ALLEN County Total:	76	76	60	28	23	0	65	22,646	81.64%	27,740
BARREN										
NHC HealthCare, Glasgow	12	12	0	0	0	0	0	0	0.00%	4,380
BARREN County Total:	12	12	0	0	0	0	0	0	0.00%	4,380
EDMONSON										
Edmonson Center	12	12	6	1	3	0	4	1,430	32.65%	4,380
EDMONSON County Total:	12	12	6	1	3	0	4	1,430	32.65%	4,380
HART										
Hart County Manor	54	54	49	8	10	1	46	17,295	87.75%	19,710
HART County Total:	54	54	49	8	10	1	46	17,295	87.75%	19,710
METCALFE										
Harpers Home for the Aged	27	27	17	5	7	0	15	5,475	55.56%	9,855
Metcalfe Health Care Center	13	13	3	4	1	0	6	1,394	29.44%	4,735
METCALFE County Total:	40	40	20	9	8	0	21	6,869	47.08%	14,590
SIMPSON										
Lewis Memorial Methodist Home	23	23	18	6	8	2	14	4,703	56.02%	8,395
SIMPSON County Total:	23	23	18	6	8	2	14	4,703	56.02%	8,395
WARREN										
Christian Health Center, Bowling Green	54	54	47	37	34	1	49	18,250	92.59%	19,710
Fern Terrace of Bowling Green	114	114	103	15	24	0	94	36,869	88.61%	41,610
The Haven At Massey Springs	18	18	16	12	12	0	16	6,265	95.36%	6,570
WARREN County Total:	186	186	166	64	70	1	159	61,384	90.42%	67,890
ADD: 4 Total	403	403	319	116	122	4	309	114,327	77.73%	147,085
ADD:5										
GRAYSON										
Grayson Nursing and Rehabilitation	30	30	11	6	5	1	11	4,706	42.98%	10,950
GRAYSON County Total:	30	30	11	6	5	1	11	4,706	42.98%	10,950

Table 2 - Census Data- Personal Care Beds

ADD / Facility	Licensed Beds	Beds In Operation	Beginning Census	Admissions	Discharges	Deaths	Ending Census	Total Patient Days	Occupancy Percentage	Potential Patient Days
HARDIN										
Peridot Senior Living	24	21	0	31	1	10	21	298	81.64%	365
Signature Healthcare at North Hardin Rehab	16	0	0	0	0	0	0	0	0.00%	0
HARDIN County Total:	40	21	0	31	1	10	21	298	81.64%	365
MARION										
Loretto Motherhouse Infirmary	30	30	7	2	3	0	6	2,471	22.57%	10,950
The Village of Lebanon II	10	10	2	0	2	0	0	308	8.44%	3,650
MARION County Total:	40	40	9	2	5	0	6	2,779	19.03%	14,600
NELSON										
Windsor Gardens CCRC	34	32	18	20	14	7	17	6,446	55.19%	11,680
NELSON County Total:	34	32	18	20	14	7	17	6,446	55.19%	11,680
WASHINGTON										
Sansbury Care Center	11	11	2	1	3	0	0	414	10.31%	4,015
WASHINGTON County Total:	11	11	2	1	3	0	0	414	10.31%	4,015
ADD: 5 Total	155	134	40	60	28	18	55	14,643	35.19%	41,610
ADD:6										
BULLITT										
Colonial House of Shepherdsville	62	62	61	8	5	3	61	22,265	98.39%	22,630
BULLITT County Total:	62	62	61	8	5	3	61	22,265	98.39%	22,630
JEFFERSON										
Anthology of Louisville	101	101	49	33	19	15	48	19,703	53.45%	36,865
Barton House of Louisville 1	20	20	20	6	2	4	20	7,208	98.74%	7,300
Belmont Village	128	122	92	68	33	22	105	38,325	82.03%	46,720
Brookdale Stonestreet	20	19	15	8	8	2	13	5,122	75.94%	6,745
Christian Health Center of Louisville	2	2	0	0	0	0	0	0	0.00%	730
Eastern Star Home in KY	24	24	6	7	4	2	7	3,010	34.36%	8,760
Forest Hills Commons	144	144	88	47	39	4	92	33,580	63.89%	52,560
Forest Springs Health Campus	37	37	22	39	33	2	26	7,201	53.32%	13,505
Glen Ridge Health Campus	26	26	20	17	15	5	17	6,981	73.56%	9,490
Hallmark House Louisville II	32	30	16	20	1	13	22	6,176	52.88%	11,680
Heartsong Memory Care	36	36	18	21	26	4	9	5,130	39.04%	13,140
Little Sisters of the Poor	15	15	7	7	5	0	9	2,865	52.33%	5,475
Louisville Protestant Altenheim	30	30	16	5	4	0	17	6,705	61.23%	10,950
Masonic Home of Louisville	81	81	48	50	39	9	50	8,010	27.09%	29,565

Table 2 - Census Data- Personal Care Beds

ADD / Facility	Licensed Beds	Beds In Operation	Beginning Census	Admiss-ions	Disch-arges	Deaths	Ending Census	Total Patient Days	Occupancy Percentage	Potential Patient Days
Morning Pointe Of Louisville At South Hurstbourne	80	80	80	23	23	10	70	29,200	100.00%	29,200
Nazareth Home	50	50	33	41	41	3	30	16,790	92.00%	18,250
Nazareth Home Clifton	31	31	6	2	7	0	1	365	3.23%	11,315
Park Louisville	64	62	45	62	28	38	41	16,451	70.42%	23,360
Parrs at Springhurst	72	72	60	77	48	14	66	22,050	68.65%	32,120
Rose Anna Hughes Home	28	28	27	10	15	1	21	9,898	96.85%	10,220
Storypoint Prospect	65	65	40	33	25	15	50	20,251	85.36%	23,725
Sunrise of Louisville	94	94	63	30	13	31	49	20,983	61.16%	34,310
Symphony at Valley Farms	65	65	45	53	25	11	62	365	1.54%	23,725
The Enclave of East Louisville	102	80	55	50	27	13	65	20,534	55.15%	37,230
The Episcopal Church Home	61	26	15	12	11	2	14	5,110	53.85%	9,490
The Forum at Brookside	24	24	21	16	6	7	24	8,492	96.94%	8,760
The Lantern At Morning Pointe (Louisville)	44	44	37	33	26	11	33	16,060	100.00%	16,060
The Legacy at English Station	65	65	59	48	28	23	56	19,236	81.08%	23,725
The Springs at Stony Brook	41	41	27	38	44	5	16	13,140	100.00%	13,140
The Willows at Springhurst	16	16	13	22	8	9	16	5,840	118.05%	4,947
Treyton Oaks Towers	53	53	33	24	11	3	43	14,121	91.43%	15,445
Wesley Manor	39	28	23	23	15	6	25	8,352	58.67%	14,235
Westport Place Health Campus	26	26	23	10	8	3	22	7,801	82.20%	9,490
Wickshire Blankenbaker	99	50	47	32	20	18	41	16,060	44.44%	36,135
JEFFERSON County Total:	1,815	1,687	1,169	967	657	305	1,180	421,115	64.95%	648,367
SHELBY										
Colonial Hall Manor	57	57	56	30	30	1	55	19,641	94.41%	20,805
Masonic Home of Shelbyville	76	28	21	15	13	0	23	7,821	76.53%	10,220
Shelby Farms Senior Living	96	96	0	69	6	6	57	8,941	44.99%	19,872
SHELBY County Total:	229	181	77	114	49	7	135	36,403	71.52%	50,897
ADD: 6 Total	2,106	1,930	1,307	1,089	711	315	1,376	479,783	66.46%	721,894
ADD:7										
BOONE										
Colonial Gardens	80	80	67	31	16	16	66	24,273	83.13%	29,200
Dominion Senior Living of Florence	84	84	61	28	25	6	58	22,030	99.33%	22,179
BOONE County Total:	164	164	128	59	41	22	124	46,303	90.12%	51,379
CAMPBELL										
Carmel Manor	80	24	10	5	7	0	8	2,653	9.09%	29,200

Table 2 - Census Data- Personal Care Beds

ADD / Facility	Licensed Beds	Beds In Operation	Beginning Census	Admiss-ions	Disch-arges	Deaths	Ending Census	Total Patient Days	Occupancy Percentage	Potential Patient Days
The Seasons at Alexandria	66	0	42	34	23	0	53	17,428	100.00%	17,428
CAMPBELL County Total:	146	24	52	39	30	0	61	20,081	43.07%	46,628
CARROLL										
Carrollton Manor	32	32	32	6	6	0	32	11,604	99.35%	11,680
Valley Haven Rest Home	45	45	44	5	4	1	44	16,060	97.78%	16,425
CARROLL County Total:	77	77	76	11	10	1	76	27,664	98.43%	28,105
GRANT										
Jonesville Rest Home	26	26	26	6	4	2	26	9,420	99.58%	9,460
GRANT County Total:	26	26	26	6	4	2	26	9,420	99.58%	9,460
KENTON										
Charter Senior Living of Edgewood	113	113	69	83	31	35	86	41,245	100.00%	41,245
Covington Ladies Home	40	39	17	5	3	1	18	5,989	42.07%	14,235
Emerald Trace	6	6	4	4	8	0	0	1,771	80.87%	2,190
Ivy Knoll	45	45	34	31	24	5	36	14,025	85.39%	16,425
Madonna Manor	24	24	16	17	15	0	18	6,423	73.32%	8,760
Regency Manor	59	59	56	18	18	1	55	16,398	91.13%	17,995
Regency Manor North	30	30	30	6	7	1	28	8,146	93.31%	8,730
St Charles Care Center	16	16	23	22	29	3	13	6,416	57.37%	11,184
KENTON County Total:	333	332	249	186	135	46	254	100,413	83.15%	120,764
PENDLETON										
Falmouth Personal Care Home	27	27	26	7	8	0	25	9,125	92.59%	9,855
The Front Gate	19	19	19	4	4	0	19	6,776	97.71%	6,935
PENDLETON County Total:	46	46	45	11	12	0	44	15,901	94.71%	16,790
ADD: 7 Total	792	669	576	312	232	71	585	219,782	80.47%	273,126
ADD:8										
LEWIS										
Vanceburg Rehabilitation and Care	4	4	0	0	0	0	0	0	0.00%	1,460
LEWIS County Total:	4	4	0	0	0	0	0	0	0.00%	1,460
ADD: 8 Total	4	4	0	0	0	0	0	0	0.00%	1,460
ADD:9										
MENIFEE										
Edgewood Estates	8	8	3	0	0	0	3	1,095	37.50%	2,920
MENIFEE County Total:	8	8	3	0	0	0	3	1,095	37.50%	2,920

Table 2 - Census Data- Personal Care Beds

ADD / Facility	Licensed Beds	Beds In Operation	Beginning Census	Admiss-ions	Disch-arges	Deaths	Ending Census	Total Patient Days	Occupancy Percentage	Potential Patient Days
MONTGOMERY										
Regency Memory Care	26	26	24	19	29	0	14	6,182	65.14%	9,490
MONTGOMERY County Total:	26	26	24	19	29	0	14	6,182	65.14%	9,490
MORGAN										
West Liberty Nursing and Rehabilitation Center	2	2	2	0	1	0	1	684	93.70%	730
MORGAN County Total:	2	2	2	0	1	0	1	684	93.70%	730
ADD: 9 Total	36	36	29	19	30	0	18	7,961	60.59%	13,140
ADD:10										
BOYD										
Genesis Health of Ashland	22	22	18	15	11	2	20	7,300	90.91%	8,030
Hamiltons Personal Care Home	22	0	0	0	0	0	0	0	0.00%	0
Kings Daughters And Sons Home	36	36	28	16	14	0	30	11,425	86.95%	13,140
BOYD County Total:	80	58	46	31	25	2	50	18,725	88.45%	21,170
GREENUP										
Frasures Personal Care Home	61	61	51	22	18	2	53	20,223	90.83%	22,265
Morning Pointe of Russell	58	58	57	40	24	16	57	20,805	98.28%	21,170
The Lantern At Morning Pointe Alzheimers and Memory Care	44	44	45	33	34	4	40	16,060	100.00%	16,060
Trinity Station Retirement Community	30	30	23	26	16	10	23	7,868	71.85%	10,950
GREENUP County Total:	193	193	176	121	92	32	173	64,956	92.21%	70,445
LAWRENCE										
The Jordan Center	6	6	0	0	0	0	0	0	0.00%	2,190
LAWRENCE County Total:	6	6	0	0	0	0	0	0	0.00%	2,190
ADD: 10 Total	279	257	222	152	117	34	223	83,681	89.21%	93,805
ADD:11										
JOHNSON										
Venture Home of Paintsville	65	65	65	19	18	1	65	23,573	99.36%	23,725
JOHNSON County Total:	65	65	65	19	18	1	65	23,573	99.36%	23,725
MAGOFFIN										
Salyersville Nursing and Rehabilitation Center	1	0	0	0	0	0	0	0	0.00%	365
MAGOFFIN County Total:	1	0	0	0	0	0	0	0	0.00%	365

Table 2 - Census Data- Personal Care Beds

ADD / Facility	Licensed Beds	Beds In Operation	Beginning Census	Admiss-ions	Disch-arges	Deaths	Ending Census	Total Patient Days	Occupancy Percentage	Potential Patient Days
PIKE										
Good Shepherd Community Nursing Center	2	0	0	0	0	0	0	0	0.00%	0
PIKE County Total:	2	0	0	0	0	0	0	0	0.00%	0
ADD: 11 Total	68	65	65	19	18	1	65	23,573	97.85%	24,090
ADD:12										
KNOTT										
Golden Years Rest Home	84	84	75	40	48	1	66	27,375	89.29%	30,660
KNOTT County Total:	84	84	75	40	48	1	66	27,375	89.29%	30,660
OWSLEY										
Owsley County Health Care Center	8	0	0	0	0	0	0	0	0.00%	1,460
OWSLEY County Total:	8	0	0	0	0	0	0	0	0.00%	1,460
ADD: 12 Total	92	84	75	40	48	1	66	27,375	85.23%	32,120
ADD:13										
BELL										
Generations Center of Middlesboro	64	64	61	25	22	1	63	22,995	98.44%	23,360
BELL County Total:	64	64	61	25	22	1	63	22,995	98.44%	23,360
HARLAN										
The Laurels	82	80	65	28	24	2	67	29,200	97.56%	29,930
HARLAN County Total:	82	80	65	28	24	2	67	29,200	97.56%	29,930
KNOX										
Christian Health Center - Corbin	2	2	1	3	2	0	2	604	82.74%	730
KNOX County Total:	2	2	1	3	2	0	2	604	82.74%	730
ADD: 13 Total	148	146	127	56	48	3	132	52,799	97.74%	54,020
ADD:14										
MCCREARY										
Cumberland Manor Rest Home	49	49	42	22	15	3	46	15,870	88.73%	17,885
MCCREARY County Total:	49	49	42	22	15	3	46	15,870	88.73%	17,885
PULASKI										
Bluegrass Senior Living Somerset	72	72	47	52	18	10	71	22,984	100.00%	22,984
Crestview Personal Care	30	30	29	5	7	0	27	10,168	92.86%	10,950
PULASKI County Total:	102	102	76	57	25	10	98	33,152	97.70%	33,934
TAYLOR										
Bluegrass Way	24	24	6	9	5	0	10	2,814	32.12%	8,760
TAYLOR County Total:	24	24	6	9	5	0	10	2,814	32.12%	8,760

Table 2 - Census Data- Personal Care Beds

ADD / Facility	Licensed Beds	Beds In Operation	Beginning Census	Admiss-ions	Disch-arges	Deaths	Ending Census	Total Patient Days	Occupancy Percentage	Potential Patient Days
WAYNE										
Dishman Personal Care Home	49	49	29	13	11	2	29	10,910	61.10%	17,855
Hicks Golden Years Nursing Home	1	1	0	1	1	0	0	40	100.00%	40
WAYNE County Total:	50	50	29	14	12	2	29	10,950	61.19%	17,895
ADD: 14 Total	225	225	153	102	57	15	183	62,786	80.01%	78,474
ADD:15										
BOURBON										
Bourbon Heights	10	9	7	1	5	2	1	1,111	33.82%	3,285
BOURBON County Total:	10	9	7	1	5	2	1	1,111	33.82%	3,285
BOYLE										
McDowell Place of Danville	24	24	8	11	7	2	10	2,897	40.37%	7,176
Morning Pointe of Danville	66	66	57	35	26	5	61	20,708	85.96%	24,090
Walkers Trail Senior Living	83	83	22	60	34	6	42	12,453	41.11%	30,295
BOYLE County Total:	173	173	87	106	67	13	113	36,058	58.57%	61,561
ESTILL										
Irvine Nursing and Rehabilitation	2	2	2	1	1	0	2	729	99.86%	730
ESTILL County Total:	2	2	2	1	1	0	2	729	99.86%	730
FAYETTE										
Cedarhurst of Beaumont	130	104	72	72	23	22	99	30,061	63.35%	47,450
Central Ky Recovery Center Unit 1	16	0	0	0	0	0	0	0	0.00%	0
Central KY Recovery Center Unit 2	16	16	15	24	25	0	14	4,903	83.96%	5,840
Legacy Reserve at Fritz Farm	53	53	47	29	26	3	47	365	100.00%	365
Lexington Country Place	22	22	20	18	16	1	21	7,605	94.71%	8,030
Mayfair Village Retirement Center	24	24	7	8	6	0	9	2,811	32.09%	8,760
Morning Pointe of Lexington	73	0	66	35	21	10	70	25,550	95.89%	26,645
Morning Pointe of Lexington East	80	80	54	39	18	15	60	19,088	65.37%	29,200
Richmond Place Senior Living	81	80	57	63	38	12	70	22,638	76.57%	29,565
Signature Healthcare At Tanbark Rehab	62	62	18	19	28	3	6	5,459	24.12%	22,630
The Breckinridge	26	24	11	18	2	7	20	6,525	68.76%	9,490
The Lantern at Morning Pointe	50	50	29	30	16	11	32	11,680	64.00%	18,250
The Legacy at the Willows	25	25	14	19	10	5	18	5,580	61.15%	9,125
The Willows at Fritz Farm	30	30	20	23	24	0	19	7,818	71.40%	10,950
The Willows at Hamburg	39	39	25	26	29	0	22	8,735	61.36%	14,235
Willows at Citation	32	32	26	23	23	3	23	9,043	77.42%	11,680
FAYETTE County Total:	759	641	481	446	305	92	530	167,861	66.55%	252,215

Table 2 - Census Data- Personal Care Beds

ADD / Facility	Licensed Beds	Beds In Operation	Beginning Census	Admiss-ions	Disch-arges	Deaths	Ending Census	Total Patient Days	Occupancy Percentage	Potential Patient Days
FRANKLIN										
Dominion Senior Living of Frankfort	84	84	50	41	28	17	46	18,360	80.48%	22,812
Morning Pointe of Frankfort	48	0	43	37	21	23	36	15,250	87.89%	17,352
The Lantern at Morning Pointe of Frankfort	42	36	41	24	20	20	25	12,222	80.87%	15,114
FRANKLIN County Total:	174	120	134	102	69	60	107	45,832	82.91%	55,278
HARRISON										
Cedar Ridge Health Campus	39	39	27	24	25	2	24	10,182	71.53%	14,235
Parkside Manor	51	49	48	13	13	1	47	15,319	98.48%	15,555
Shady Lawn	75	75	74	28	27	2	74	22,420	98.01%	22,875
HARRISON County Total:	165	163	149	65	65	5	145	47,921	90.99%	52,665
JESSAMINE										
Bridgepointe At Ashgrove Woods	70	70	47	27	15	8	47	18,250	71.43%	25,550
Cedarhurst of Nicholasville	90	3	0	33	1	0	32	61	1.11%	5,490
Rose Terrace Lodge	40	40	38	4	3	0	39	14,184	97.15%	14,600
Wesley Village	28	20	20	4	5	1	18	7,205	70.50%	10,220
JESSAMINE County Total:	228	133	105	68	24	9	136	39,700	71.07%	55,860
LINCOLN										
Waynesburg Manor	28	28	26	11	12	1	24	9,675	94.67%	10,220
LINCOLN County Total:	28	28	26	11	12	1	24	9,675	94.67%	10,220
MADISON										
Dominion Senior Living of Richmond	84	84	46	47	23	9	61	18,446	92.82%	19,872
Morning Pointe of Richmond	48	48	24	28	10	5	37	13,505	88.10%	15,330
Telford Terrace	14	14	8	9	9	2	6	2,217	43.39%	5,110
MADISON County Total:	146	146	78	84	42	16	104	34,168	84.76%	40,312
MERCER										
The Willows at Harrodsburg	36	36	34	13	9	2	36	13,140	100.00%	13,140
MERCER County Total:	36	36	34	13	9	2	36	13,140	100.00%	13,140
POWELL										
Stanton Nursing and Rehabilitation Center	1	1	1	0	0	0	1	365	100.00%	365
POWELL County Total:	1	1	1	0	0	0	1	365	100.00%	365
SCOTT										
The Meadows At Windsor Gardens	19	18	7	9	7	0	9	2,463	37.49%	6,570
SCOTT County Total:	19	18	7	9	7	0	9	2,463	37.49%	6,570

Table 2 - Census Data- Personal Care Beds

ADD / Facility	Licensed Beds	Beds In Operation	Beginning Census	Admiss-ions	Disch-arges	Deaths	Ending Census	Total Patient Days	Occupancy Percentage	Potential Patient Days
WOODFORD										
Daisy Hill Senior Living	24	18	14	11	8	3	14	5,110	58.33%	8,760
Taylor Manor Nursing Home	24	24	3	1	1	0	3	1,101	12.57%	8,760
The Homeplace At Midway	8	8	8	4	4	1	7	2,816	96.44%	2,920
WOODFORD County Total:	56	50	25	16	13	4	24	9,027	44.16%	20,440
ADD: 15 Total	1,797	1,520	1,136	922	619	204	1,232	408,050	71.26%	572,641
Statewide Total	7,339	6,536	4,895	3,349	2,419	680	5,152	1,805,346	74.15%	2,434,669

2022 ANNUAL KENTUCKY LONG TERM CARE UTILIZATION AND SERVICE REPORT

Table 2A - Personal Care Bed Resident Census by CMHC Region and Percent of SMI

CMHC Region / County / Facility	Licensed PC Beds	Total PC Residents	Total PC Residents With SMI	Total PC Residents With SMI Receiving State Supplementation	Percent of Residents With SMI
Adanta					
MCCREARY					
Cumberland Manor Rest Home	49	64	64	61	100.00%
MCCREARY County Total:	49	64	64	61	100.00%
PULASKI					
Crestview Personal Care	30	34	19	19	55.88%
Bluegrass Senior Living Somerset	72	99	0	0	0.00%
PULASKI County Total:	102	133	19	19	14.29%
TAYLOR					
Bluegrass Way	24	15	0	0	0.00%
TAYLOR County Total:	24	15	0	0	0.00%
WAYNE					
Dishman Personal Care Home	49	42	42	40	100.00%
Hicks Golden Years Nursing Home	1	1	1	0	100.00%
WAYNE County Total:	50	43	43	40	100.00%
Adanta CMHC Total:	225	255	126	120	49.41%
Bluegrass					
BOURBON					
Bourbon Heights	10	8	0	0	0.00%
BOURBON County Total:	10	8	0	0	0.00%
BOYLE					
Walkers Trail Senior Living	83	82	0	0	0.00%
McDowell Place of Danville	24	19	0	0	0.00%
Morning Pointe of Danville	66	92	2	0	2.17%
BOYLE County Total:	173	193	2	0	1.04%

*CMHC - Community Mental Health Center

*SMI - Severe Mental Illness

Table 2A - Personal Care Bed Resident Census by CMHC Region and Percent of SMI

CMHC Region / County / Facility	Licensed PC Beds	Total PC Residents	Total PC Residents With SMI	Total PC Residents With SMI Receiving State Supplementation	Percent of Residents With SMI
ESTILL					
Irvine Nursing and Rehabilitation	2	3	2	2	66.67%
ESTILL County Total:	2	3	2	2	66.67%
FAYETTE					
Legacy Reserve at Fritz Farm	53	76	0	0	0.00%
Mayfair Village Retirement Center	24	0	0	0	0.00%
Richmond Place Senior Living	81	120	10	0	8.33%
Lexington Country Place	22	38	0	0	0.00%
Signature Healthcare At Tanbark Rehab	62	37	0	0	0.00%
The Breckinridge	26	29	0	0	0.00%
The Willows at Hamburg	39	51	0	0	0.00%
The Lantern at Morning Pointe	50	0	0	0	0.00%
Central KY Recovery Center Unit 2	16	39	39	15	100.00%
Morning Pointe of Lexington East	80	93	0	0	0.00%
The Legacy at the Willows	25	33	0	0	0.00%
Willows at Citation	32	49	0	0	0.00%
The Willows at Fritz Farm	30	43	0	0	0.00%
Cedarhurst of Beaumont	130	144	0	0	0.00%
FAYETTE County Total:	670	752	49	15	6.52%
FRANKLIN					
Dominion Senior Living of Frankfort	84	91	0	0	0.00%
The Lantern at Morning Pointe of Frankfort	42	65	0	0	0.00%
Morning Pointe of Frankfort	48	80	0	0	0.00%
FRANKLIN County Total:	174	236	0	0	0.00%
HARRISON					
Cedar Ridge Health Campus	39	51	0	0	0.00%
Parkside Manor	51	61	32	32	52.46%

*CMHC - Community Mental Health Center

*SMI - Severe Mental Illness

Table 2A - Personal Care Bed Resident Census by CMHC Region and Percent of SMI

CMHC Region / County / Facility	Licensed PC Beds	Total PC Residents	Total PC Residents With SMI	Total PC Residents With SMI Receiving State Supplementation	Percent of Residents With SMI
Shady Lawn	75	102	98	98	96.08%
HARRISON County Total:	165	214	130	130	60.75%
JESSAMINE					
Rose Terrace Lodge	40	42	42	31	100.00%
Wesley Village	28	24	0	0	0.00%
Bridgepointe At Ashgrove Woods	70	71	0	0	0.00%
Cedarhurst of Nicholasville	90	33	0	0	0.00%
JESSAMINE County Total:	228	170	42	31	24.71%
LINCOLN					
Waynesburg Manor	28	37	23	12	62.16%
LINCOLN County Total:	28	37	23	12	62.16%
MADISON					
Dominion Senior Living of Richmond	84	93	0	0	0.00%
Morning Pointe of Richmond	48	52	0	0	0.00%
Telford Terrace	14	17	0	0	0.00%
MADISON County Total:	146	162	0	0	0.00%
MERCER					
The Willows at Harrodsburg	36	47	0	0	0.00%
MERCER County Total:	36	47	0	0	0.00%
POWELL					
Stanton Nursing and Rehabilitation Center	1	1	1	1	100.00%
POWELL County Total:	1	1	1	1	100.00%
SCOTT					
The Meadows At Windsor Gardens	19	16	0	0	0.00%
SCOTT County Total:	19	16	0	0	0.00%

*CMHC - Community Mental Health Center

*SMI - Severe Mental Illness

Table 2A - Personal Care Bed Resident Census by CMHC Region and Percent of SMI

CMHC Region / County / Facility	Licensed PC Beds	Total PC Residents	Total PC Residents With SMI	Total PC Residents With SMI Receiving State Supplementation	Percent of Residents With SMI
WOODFORD					
Daisy Hill Senior Living	24	25	2	0	8.00%
Taylor Manor Nursing Home	24	4	0	0	0.00%
The Homeplace At Midway	8	12	0	0	0.00%
WOODFORD County Total:	56	41	2	0	4.88%
Bluegrass CMHC Total:	1,708	1,880	251	191	13.35%
Communicare					
GRAYSON					
Grayson Nursing and Rehabilitation	30	17	3	2	17.65%
GRAYSON County Total:	30	17	3	2	17.65%
HARDIN					
Helmwood Healthcare Center	17	24	0	0	0.00%
Signature Healthcare at North Hardin Rehab	16	0	0	0	0.00%
Peridot Senior Living	24	31	0	0	0.00%
HARDIN County Total:	57	55	0	0	0.00%
MARION					
Loretto Motherhouse Infirmary	30	9	0	0	0.00%
The Village of Lebanon II	10	2	0	0	0.00%
MARION County Total:	40	11	0	0	0.00%
NELSON					
Windsor Gardens CCRC	34	38	0	0	0.00%
NELSON County Total:	34	38	0	0	0.00%
WASHINGTON					
Sansbury Care Center	11	3	0	0	0.00%
WASHINGTON County Total:	11	3	0	0	0.00%
Communicare CMHC Total:	172	124	3	2	2.42%

*CMHC - Community Mental Health Center

*SMI - Severe Mental Illness

Table 2A - Personal Care Bed Resident Census by CMHC Region and Percent of SMI

CMHC Region / County / Facility	Licensed PC Beds	Total PC Residents	Total PC Residents With SMI	Total PC Residents With SMI Receiving State Supplementation	Percent of Residents With SMI
Comprehend					
LEWIS					
Vanceburg Rehabilitation and Care	4	0	0	0	0.00%
LEWIS County Total:	4	0	0	0	0.00%
Comprehend CMHC Total:	4	0	0	0	0.00%
Cumberland River					
BELL					
Generations Center of Middlesboro	64	86	86	86	100.00%
BELL County Total:	64	86	86	86	100.00%
HARLAN					
The Laurels	82	93	88	88	94.62%
HARLAN County Total:	82	93	88	88	94.62%
KNOX					
Christian Health Center - Corbin	2	4	0	0	0.00%
KNOX County Total:	2	4	0	0	0.00%
Cumberland River CMHC Total:	148	183	174	174	95.08%
Four Rivers					
CALLOWAY					
Gardens At Hickory Woods	22	23	0	0	0.00%
CALLOWAY County Total:	22	23	0	0	0.00%
CARLISLE					
Countryside Center	8	15	0	0	0.00%
CARLISLE County Total:	8	15	0	0	0.00%

*CMHC - Community Mental Health Center

*SMI - Severe Mental Illness

Table 2A - Personal Care Bed Resident Census by CMHC Region and Percent of SMI

CMHC Region / County / Facility	Licensed PC Beds	Total PC Residents	Total PC Residents With SMI	Total PC Residents With SMI Receiving State Supplementation	Percent of Residents With SMI
GRAVES					
Fern Terrace of Mayfield	140	168	121	112	72.02%
GRAVES County Total:	140	168	121	112	72.02%
HICKMAN					
Clinton Place	10	13	0	0	0.00%
Clinton Hickman County Nursing Facility	10	7	0	0	0.00%
HICKMAN County Total:	20	20	0	0	0.00%
MCCRACKEN					
Gaither Suites at West Park	29	52	0	0	0.00%
MCCRACKEN County Total:	29	52	0	0	0.00%
Four Rivers CMHC Total:	219	278	121	112	43.53%
Kentucky River					
KNOTT					
Golden Years Rest Home	84	115	115	61	100.00%
KNOTT County Total:	84	115	115	61	100.00%
OWSLEY					
Owsley County Health Care Center	8	0	0	0	0.00%
OWSLEY County Total:	8	0	0	0	0.00%
Kentucky River CMHC Total:	92	115	115	61	100.00%
LifeSkills					
ALLEN					
Cornerstone Manor	36	52	52	52	100.00%
Scottsville Manor	40	36	34	21	94.44%
ALLEN County Total:	76	88	86	73	97.73%

*CMHC - Community Mental Health Center

*SMI - Severe Mental Illness

Table 2A - Personal Care Bed Resident Census by CMHC Region and Percent of SMI

CMHC Region / County / Facility	Licensed PC Beds	Total PC Residents	Total PC Residents With SMI	Total PC Residents With SMI Receiving State Supplementation	Percent of Residents With SMI
BARREN					
NHC HealthCare, Glasgow	12	0	0	0	0.00%
BARREN County Total:	12	0	0	0	0.00%
EDMONSON					
Edmonson Center	12	7	3	2	42.86%
EDMONSON County Total:	12	7	3	2	42.86%
HART					
Hart County Manor	54	57	57	52	100.00%
HART County Total:	54	57	57	52	100.00%
METCALFE					
Harpers Home for the Aged	27	22	0	0	0.00%
Metcalfe Health Care Center	13	7	0	0	0.00%
METCALFE County Total:	40	29	0	0	0.00%
SIMPSON					
Lewis Memorial Methodist Home	23	24	2	0	8.33%
SIMPSON County Total:	23	24	2	0	8.33%
WARREN					
Christian Health Center, Bowling Green	54	84	0	0	0.00%
Fern Terrace of Bowling Green	114	118	95	83	80.51%
The Haven At Massey Springs	18	28	0	0	0.00%
WARREN County Total:	186	230	95	83	41.30%
LifeSkills CMHC Total:	403	435	243	210	55.86%
Mountain					
JOHNSON					
Venture Home of Paintsville	65	84	84	83	100.00%
JOHNSON County Total:	65	84	84	83	100.00%

*CMHC - Community Mental Health Center

*SMI - Severe Mental Illness

Table 2A - Personal Care Bed Resident Census by CMHC Region and Percent of SMI

CMHC Region / County / Facility	Licensed PC Beds	Total PC Residents	Total PC Residents With SMI	Total PC Residents With SMI Receiving State Supplementation	Percent of Residents With SMI
MAGOFFIN					
Salyersville Nursing and Rehabilitation Center	1	0	0	0	0.00%
MAGOFFIN County Total:	1	0	0	0	0.00%
PIKE					
Good Shepherd Community Nursing Center	2	0	0	0	0.00%
PIKE County Total:	2	0	0	0	0.00%
Mountain CMHC Total:	68	84	84	83	100.00%
NorthKey					
BOONE					
Colonial Gardens	80	98	0	0	0.00%
BOONE County Total:	80	98	0	0	0.00%
CAMPBELL					
The Seasons at Alexandria	66	76	0	0	0.00%
Carmel Manor	80	15	1	0	6.67%
CAMPBELL County Total:	146	91	1	0	1.10%
CARROLL					
Carrollton Manor	32	38	37	28	97.37%
Valley Haven Rest Home	45	49	49	44	100.00%
CARROLL County Total:	77	87	86	72	98.85%
GRANT					
Jonesville Rest Home	26	32	26	26	81.25%
GRANT County Total:	26	32	26	26	81.25%
KENTON					
Regency Manor North	30	36	19	17	52.78%
Ivy Knoll	45	65	22	0	33.85%

*CMHC - Community Mental Health Center

*SMI - Severe Mental Illness

Table 2A - Personal Care Bed Resident Census by CMHC Region and Percent of SMI

CMHC Region / County / Facility	Licensed PC Beds	Total PC Residents	Total PC Residents With SMI	Total PC Residents With SMI Receiving State Supplementation	Percent of Residents With SMI
Charter Senior Living of Edgewood	113	152	0	0	0.00%
Covington Ladies Home	40	22	0	0	0.00%
Madonna Manor	24	33	2	0	6.06%
Regency Manor	59	74	14	15	18.92%
St Charles Care Center	16	45	0	0	0.00%
Emerald Trace	6	8	0	0	0.00%
KENTON County Total:	333	435	57	32	13.10%
PENDLETON					
Falmouth Personal Care Home	27	33	30	30	90.91%
The Front Gate	19	23	23	23	100.00%
PENDLETON County Total:	46	56	53	53	94.64%
NorthKey CMHC Total:	708	799	223	183	27.91%
Pathways					
BOYD					
Genesis Health of Ashland	22	33	33	33	100.00%
Kings Daughters And Sons Home	36	44	0	0	0.00%
BOYD County Total:	58	77	33	33	42.86%
GREENUP					
Morning Pointe of Russell	58	97	2	0	2.06%
Trinity Station Retirement Community	30	49	0	0	0.00%
Frasures Personal Care Home	61	73	73	70	100.00%
The Lantern At Morning Pointe Alzheimers and Memory Care	44	78	4	0	5.13%
GREENUP County Total:	193	297	79	70	26.60%
LAWRENCE					
The Jordan Center	6	0	0	0	0.00%
LAWRENCE County Total:	6	0	0	0	0.00%

*CMHC - Community Mental Health Center

*SMI - Severe Mental Illness

Table 2A - Personal Care Bed Resident Census by CMHC Region and Percent of SMI

CMHC Region / County / Facility	Licensed PC Beds	Total PC Residents	Total PC Residents With SMI	Total PC Residents With SMI Receiving State Supplementation	Percent of Residents With SMI
MENIFEE					
Edgewood Estates	8	3	3	3	100.00%
MENIFEE County Total:	8	3	3	3	100.00%
MONTGOMERY					
Regency Memory Care	26	43	0	0	0.00%
MONTGOMERY County Total:	26	43	0	0	0.00%
MORGAN					
West Liberty Nursing and Rehabilitation Center	2	2	0	0	0.00%
MORGAN County Total:	2	2	0	0	0.00%
Pathways CMHC Total:	293	422	115	106	27.25%
Pennyroyal					
CALDWELL					
Highland Homes, Inc.	100	101	101	101	100.00%
CALDWELL County Total:	100	101	101	101	100.00%
CHRISTIAN					
Christian County Manor	78	83	83	83	100.00%
Christian Health Center, Hopkinsville	2	4	0	0	0.00%
Pennyrile Home	94	69	52	48	75.36%
CHRISTIAN County Total:	174	156	135	131	86.54%
HOPKINS					
The Homestead	64	75	73	69	97.33%
The Oaks PCH/Madisonville	58	51	51	51	100.00%
HOPKINS County Total:	122	126	124	120	98.41%

*CMHC - Community Mental Health Center

*SMI - Severe Mental Illness

Table 2A - Personal Care Bed Resident Census by CMHC Region and Percent of SMI

CMHC Region / County / Facility	Licensed PC Beds	Total PC Residents	Total PC Residents With SMI	Total PC Residents With SMI Receiving State Supplementation	Percent of Residents With SMI
MUHLENBERG					
Greenville Nursing and Rehabilitation	14	11	5	5	45.45%
Sparks Nursing Center	88	130	28	26	21.54%
MUHLENBERG County Total:	102	141	33	31	23.40%
Pennyroyal CMHC Total:	498	524	393	383	75.00%
River Valley					
DAVISS					
Davco Rest Home	92	108	93	79	86.11%
Fern Terrace of Owensboro	68	79	63	49	79.75%
Chautauqua Health and Rehab	39	12	8	5	66.67%
DAVISS County Total:	199	199	164	133	82.41%
HANCOCK					
The Oaks PCH/Lewisport	56	65	65	64	100.00%
HANCOCK County Total:	56	65	65	64	100.00%
HENDERSON					
Cedarhurst of Henderson	60	82	0	0	0.00%
HENDERSON County Total:	60	82	0	0	0.00%
MCLEAN					
Sunny Acres	32	39	38	38	97.44%
MCLEAN County Total:	32	39	38	38	97.44%
OHIO					
Beaver Dam Nursing and Rehab Center	23	21	17	12	80.95%
OHIO County Total:	23	21	17	12	80.95%
River Valley CMHC Total:	370	406	284	247	69.95%

*CMHC - Community Mental Health Center

*SMI - Severe Mental Illness

Table 2A - Personal Care Bed Resident Census by CMHC Region and Percent of SMI

CMHC Region / County / Facility	Licensed PC Beds	Total PC Residents	Total PC Residents With SMI	Total PC Residents With SMI Receiving State Supplementation	Percent of Residents With SMI
Seven Counties					
BULLITT					
Colonial House of Shepherdsville	62	69	69	63	100.00%
BULLITT County Total:	62	69	69	63	100.00%
JEFFERSON					
The Springs at Stony Brook	41	65	65	65	100.00%
Symphony at Valley Farms	65	0	0	0	0.00%
Anthology of Louisville	101	82	0	0	0.00%
Hallmark House Louisville II	32	36	0	0	0.00%
Westport Place Health Campus	26	33	0	0	0.00%
Sunrise of Louisville	94	93	1	0	1.08%
Brookdale Stonestreet	20	23	0	0	0.00%
Park Louisville	64	107	0	0	0.00%
The Willows at Springhurst	16	35	0	0	0.00%
Barton House of Louisville 1	20	26	0	0	0.00%
Belmont Village	128	160	0	0	0.00%
Christian Health Center of Louisville	2	0	0	0	0.00%
Eastern Star Home in KY	24	13	3	0	23.08%
Wickshire Blankenbaker	99	79	0	0	0.00%
The Episcopal Church Home	61	27	0	0	0.00%
Glen Ridge Health Campus	26	37	0	0	0.00%
Little Sisters of the Poor	15	14	0	0	0.00%
Louisville Protestant Altenheim	30	21	4	0	19.05%
Masonic Home of Louisville	81	98	0	0	0.00%
Nazareth Home	50	74	34	0	45.95%
Parrs at Springhurst	72	137	1	0	0.73%
Nazareth Home Clifton	31	8	0	0	0.00%
The Forum at Brookside	24	37	1	0	2.70%
Treyton Oaks Towers	53	57	10	0	17.54%

*CMHC - Community Mental Health Center

*SMI - Severe Mental Illness

Table 2A - Personal Care Bed Resident Census by CMHC Region and Percent of SMI

CMHC Region / County / Facility	Licensed PC Beds	Total PC Residents	Total PC Residents With SMI	Total PC Residents With SMI Receiving State Supplementation	Percent of Residents With SMI
Wesley Manor	39	46	0	0	0.00%
The Enclave of East Louisville	102	105	0	0	0.00%
Heartsong Memory Care	36	39	13	0	33.33%
Forest Springs Health Campus	37	61	5	0	8.20%
Morning Pointe Of Louisville At South Hurstbourne	80	103	1	0	0.97%
Rose Anna Hughes Home	28	37	0	0	0.00%
Forest Hills Commons	144	135	0	0	0.00%
The Legacy at English Station	65	107	1	0	0.93%
The Lantern At Morning Pointe (Louisville)	44	70	1	0	1.43%
JEFFERSON County Total:	1,750	1,965	140	65	7.12%
SHELBY					
Colonial Hall Manor	57	86	79	60	91.86%
Masonic Home of Shelbyville	76	36	0	0	0.00%
Shelby Farms Senior Living	96	69	0	0	0.00%
SHELBY County Total:	229	191	79	60	41.36%
Seven Counties CMHC Total:	2,041	2,225	288	188	12.94%
State Total	6,949	7,730	2,420	2,060	31.31%

*CMHC - Community Mental Health Center

*SMI - Severe Mental Illness

2022 ANNUAL KENTUCKY LONG TERM CARE UTILIZATION AND SERVICE REPORT

Table 2B - Personal Care Bed Resident Census by Age Group and CMHC Region

CMHC Region / County / Facility	18-34		35-64		65-84		85 & Older		Total
	Male	Female	Male	Female	Male	Female	Male	Female	
Adanta									
MCCREARY									
Cumberland Manor Rest Home	2	0	36	18	6	2	0	0	64
MCCREARY County Total:	2	0	36	18	6	2	0	0	64
PULASKI									
Bluegrass Senior Living Somerset	0	0	1	1	13	45	9	30	99
Crestview Personal Care	0	0	6	9	1	16	1	1	34
PULASKI County Total:	0	0	7	10	14	61	10	31	133
TAYLOR									
Bluegrass Way	0	0	1	0	4	4	1	5	15
TAYLOR County Total:	0	0	1	0	4	4	1	5	15
WAYNE									
Dishman Personal Care Home	0	1	14	9	10	7	1	0	42
Hicks Golden Years Nursing Home	0	0	0	0	1	0	0	0	1
WAYNE County Total:	0	1	14	9	11	7	1	0	43
Adanta CMHC Region Total:	2	1	58	37	35	74	12	36	255
Bluegrass									
BOURBON									
Bourbon Heights	0	0	0	0	0	2	0	6	8
BOURBON County Total:	0	0	0	0	0	2	0	6	8
BOYLE									
McDowell Place of Danville	0	0	1	1	0	6	3	8	19
Morning Pointe of Danville	0	0	0	0	11	31	18	32	92
Walkers Trail Senior Living	0	0	0	3	13	25	14	27	82
BOYLE County Total:	0	0	1	4	24	62	35	67	193
ESTILL									
Irvine Nursing and Rehabilitation	0	0	0	0	0	2	0	1	3
ESTILL County Total:	0	0	0	0	0	2	0	1	3
FAYETTE									
Cedarhurst of Beaumont	0	0	0	0	2	5	32	105	144
Central KY Recovery Center Unit 2	8	8	12	8	0	3	0	0	39
Legacy Reserve at Fritz Farm	0	0	2	1	14	20	13	26	76

*CMHC - Community Mental Health Center

*SMI - Severe Mental Illness

Table 2B - Personal Care Bed Resident Census by Age Group and CMHC Region

CMHC Region / County / Facility	18-34		35-64		65-84		85 & Older		Total
	Male	Female	Male	Female	Male	Female	Male	Female	
Lexington Country Place	0	0	0	1	2	8	6	21	38
Mayfair Village Retirement Center	0	0	0	0	0	0	0	0	0
Morning Pointe of Lexington East	0	0	0	0	9	24	14	46	93
Richmond Place Senior Living	0	0	0	0	20	45	17	38	120
Signature Healthcare At Tanbark Rehab	0	1	0	3	1	19	5	8	37
The Breckinridge	0	0	1	1	6	14	2	5	29
The Lantern at Morning Pointe	0	0	0	0	0	0	0	0	0
The Legacy at the Willows	0	0	0	0	6	5	2	20	33
The Willows at Fritz Farm	0	0	0	0	3	6	5	29	43
The Willows at Hamburg	0	0	0	0	6	7	18	20	51
Willows at Citation	0	0	0	1	6	10	6	26	49
FAYETTE County Total:	8	9	15	15	75	166	120	344	752
FRANKLIN									
Dominion Senior Living of Frankfort	0	0	1	1	12	27	15	35	91
Morning Pointe of Frankfort	0	0	0	0	8	22	8	42	80
The Lantern at Morning Pointe of Frankfort	0	0	0	0	7	29	8	21	65
FRANKLIN County Total:	0	0	1	1	27	78	31	98	236
HARRISON									
Cedar Ridge Health Campus	0	0	1	0	4	10	8	28	51
Parkside Manor	1	0	29	11	11	9	0	0	61
Shady Lawn	10	5	45	28	10	4	0	0	102
HARRISON County Total:	11	5	75	39	25	23	8	28	214
JESSAMINE									
Bridgepointe At Ashgrove Woods	0	0	1	0	9	17	13	31	71
Cedarhurst of Nicholasville	0	0	0	0	6	10	4	13	33
Rose Terrace Lodge	0	1	9	9	9	14	0	0	42
Wesley Village	0	0	0	0	3	5	4	12	24
JESSAMINE County Total:	0	1	10	9	27	46	21	56	170
LINCOLN									
Waynesburg Manor	0	0	12	9	10	6	0	0	37
LINCOLN County Total:	0	0	12	9	10	6	0	0	37

*CMHC - Community Mental Health Center

*SMI - Severe Mental Illness

Table 2B - Personal Care Bed Resident Census by Age Group and CMHC Region

CMHC Region / County / Facility	18-34		35-64		65-84		85 & Older		Total
	Male	Female	Male	Female	Male	Female	Male	Female	
MADISON									
Dominion Senior Living of Richmond	0	0	0	0	6	40	2	45	93
Morning Pointe of Richmond	0	0	0	0	5	12	3	32	52
Telford Terrace	0	0	0	0	2	0	0	15	17
MADISON County Total:	0	0	0	0	13	52	5	92	162
MERCER									
The Willows at Harrodsburg	0	0	0	0	4	5	7	31	47
MERCER County Total:	0	0	0	0	4	5	7	31	47
POWELL									
Stanton Nursing and Rehabilitation Center	0	0	0	0	0	0	1	0	1
POWELL County Total:	0	0	0	0	0	0	1	0	1
SCOTT									
The Meadows At Windsor Gardens	0	0	0	0	2	4	3	7	16
SCOTT County Total:	0	0	0	0	2	4	3	7	16
WOODFORD									
Daisy Hill Senior Living	0	0	0	0	7	3	3	12	25
Taylor Manor Nursing Home	0	0	0	0	0	0	2	2	4
The Homeplace At Midway	0	0	0	0	2	3	1	6	12
WOODFORD County Total:	0	0	0	0	9	6	6	20	41
Bluegrass CMHC Region Total:	19	15	114	77	216	452	237	750	1,880
Communicare									
GRAYSON									
Grayson Nursing and Rehabilitation	0	0	2	1	2	5	1	6	17
GRAYSON County Total:	0	0	2	1	2	5	1	6	17
HARDIN									
Helmwood Healthcare Center	0	0	0	0	1	5	4	14	24
Peridot Senior Living	0	0	0	0	2	5	5	19	31
Signature Healthcare at North Hardin Rehab	0	0	0	0	0	0	0	0	0
HARDIN County Total:	0	0	0	0	3	10	9	33	55
MARION									
Loretto Motherhouse Infirmary	0	0	0	0	0	3	0	6	9

*CMHC - Community Mental Health Center

*SMI - Severe Mental Illness

Table 2B - Personal Care Bed Resident Census by Age Group and CMHC Region

CMHC Region / County / Facility	18-34		35-64		65-84		85 & Older		Total
	Male	Female	Male	Female	Male	Female	Male	Female	
The Village of Lebanon II	0	0	0	0	0	0	0	2	2
MARION County Total:	0	0	0	0	0	3	0	8	11
NELSON									
Windsor Gardens CCRC	0	0	1	0	4	9	3	21	38
NELSON County Total:	0	0	1	0	4	9	3	21	38
WASHINGTON									
Sansbury Care Center	0	0	0	0	0	0	0	3	3
WASHINGTON County Total:	0	0	0	0	0	0	0	3	3
Communicare CMHC Region Total:	0	0	3	1	9	27	13	71	124
Comprehend									
LEWIS									
Vanceburg Rehabilitation and Care	0	0	0	0	0	0	0	0	0
LEWIS County Total:	0	0	0	0	0	0	0	0	0
Comprehend CMHC Region Total:	0	0	0	0	0	0	0	0	0
Cumberland River									
BELL									
Generations Center of Middlesboro	2	5	32	39	3	1	2	2	86
BELL County Total:	2	5	32	39	3	1	2	2	86
HARLAN									
The Laurels	0	0	30	24	23	14	1	1	93
HARLAN County Total:	0	0	30	24	23	14	1	1	93
KNOX									
Christian Health Center - Corbin	0	0	0	0	0	4	0	0	4
KNOX County Total:	0	0	0	0	0	4	0	0	4
Cumberland River CMHC Region Total:	2	5	62	63	26	19	3	3	183
Four Rivers									
CALLOWAY									
Gardens At Hickory Woods	0	0	0	0	2	6	5	10	23
CALLOWAY County Total:	0	0	0	0	2	6	5	10	23

*CMHC - Community Mental Health Center

*SMI - Severe Mental Illness

Table 2B - Personal Care Bed Resident Census by Age Group and CMHC Region

CMHC Region / County / Facility	18-34		35-64		65-84		85 & Older		Total
	Male	Female	Male	Female	Male	Female	Male	Female	
CARLISLE									
Countryside Center	0	0	5	1	4	4	1	0	15
CARLISLE County Total:	0	0	5	1	4	4	1	0	15
GRAVES									
Fern Terrace of Mayfield	29	32	40	34	21	12	0	0	168
GRAVES County Total:	29	32	40	34	21	12	0	0	168
HICKMAN									
Clinton Hickman County Nursing Facility	0	0	0	0	1	3	1	2	7
Clinton Place	0	0	0	0	7	4	2	0	13
HICKMAN County Total:	0	0	0	0	8	7	3	2	20
MCCRACKEN									
Gaither Suites at West Park	0	0	0	0	4	11	8	29	52
MCCRACKEN County Total:	0	0	0	0	4	11	8	29	52
Four Rivers CMHC Region Total:	29	32	45	35	39	40	17	41	278
Kentucky River									
KNOTT									
Golden Years Rest Home	21	20	39	15	15	1	2	2	115
KNOTT County Total:	21	20	39	15	15	1	2	2	115
OWSLEY									
Owsley County Health Care Center	0	0	0	0	0	0	0	0	0
OWSLEY County Total:	0	0	0	0	0	0	0	0	0
Kentucky River CMHC Region Total:	21	20	39	15	15	1	2	2	115
LifeSkills									
ALLEN									
Cornerstone Manor	9	3	19	6	12	2	1	0	52
Scottsville Manor	1	1	14	11	6	3	0	0	36
ALLEN County Total:	10	4	33	17	18	5	1	0	88
BARREN									
NHC HealthCare, Glasgow	0	0	0	0	0	0	0	0	0
BARREN County Total:	0	0	0	0	0	0	0	0	0

*CMHC - Community Mental Health Center

*SMI - Severe Mental Illness

Table 2B - Personal Care Bed Resident Census by Age Group and CMHC Region

CMHC Region / County / Facility	18-34		35-64		65-84		85 & Older		Total
	Male	Female	Male	Female	Male	Female	Male	Female	
EDMONSON									
Edmonson Center	0	0	0	0	1	2	1	3	7
EDMONSON County Total:	0	0	0	0	1	2	1	3	7
HART									
Hart County Manor	3	3	18	18	8	7	0	0	57
HART County Total:	3	3	18	18	8	7	0	0	57
METCALFE									
Harpers Home for the Aged	0	0	18	1	2	1	0	0	22
Metcalfe Health Care Center	0	1	0	0	2	3	1	0	7
METCALFE County Total:	0	1	18	1	4	4	1	0	29
SIMPSON									
Lewis Memorial Methodist Home	0	0	0	3	0	12	0	9	24
SIMPSON County Total:	0	0	0	3	0	12	0	9	24
WARREN									
Christian Health Center, Bowling Green	0	0	0	1	2	27	20	34	84
Fern Terrace of Bowling Green	1	1	45	23	23	24	1	0	118
The Haven At Massey Springs	0	0	0	0	3	8	5	12	28
WARREN County Total:	1	1	45	24	28	59	26	46	230
LifeSkills CMHC Region Total:	14	9	114	63	59	89	29	58	435
Mountain									
JOHNSON									
Venture Home of Paintsville	12	5	30	23	11	2	1	0	84
JOHNSON County Total:	12	5	30	23	11	2	1	0	84
MAGOFFIN									
Salyersville Nursing and Rehabilitation Center	0	0	0	0	0	0	0	0	0
MAGOFFIN County Total:	0	0	0	0	0	0	0	0	0
PIKE									
Good Shepherd Community Nursing Center	0	0	0	0	0	0	0	0	0
PIKE County Total:	0	0	0	0	0	0	0	0	0
Mountain CMHC Region Total:	12	5	30	23	11	2	1	0	84

*CMHC - Community Mental Health Center

*SMI - Severe Mental Illness

Table 2B - Personal Care Bed Resident Census by Age Group and CMHC Region

CMHC Region / County / Facility	18-34		35-64		65-84		85 & Older		Total
	Male	Female	Male	Female	Male	Female	Male	Female	
NorthKey									
BOONE									
Colonial Gardens	0	0	0	0	10	22	12	54	98
BOONE County Total:	0	0	0	0	10	22	12	54	98
CAMPBELL									
Carmel Manor	0	0	0	0	5	4	1	5	15
The Seasons at Alexandria	0	0	0	3	17	43	4	9	76
CAMPBELL County Total:	0	0	0	3	22	47	5	14	91
CARROLL									
Carrollton Manor	0	0	17	6	10	4	1	0	38
Valley Haven Rest Home	3	0	33	0	13	0	0	0	49
CARROLL County Total:	3	0	50	6	23	4	1	0	87
GRANT									
Jonesville Rest Home	6	2	15	8	0	1	0	0	32
GRANT County Total:	6	2	15	8	0	1	0	0	32
KENTON									
Charter Senior Living of Edgewood	0	0	1	2	21	32	32	64	152
Covington Ladies Home	0	0	0	1	0	19	0	2	22
Emerald Trace	0	0	0	0	1	1	2	4	8
Ivy Knoll	0	0	1	0	27	18	10	9	65
Madonna Manor	0	0	0	0	3	8	5	17	33
Regency Manor	0	0	13	22	12	25	1	1	74
Regency Manor North	0	0	6	3	14	13	0	0	36
St Charles Care Center	0	0	0	0	7	11	6	21	45
KENTON County Total:	0	0	21	28	85	127	56	118	435
PENDLETON									
Falmouth Personal Care Home	6	0	14	7	4	2	0	0	33
The Front Gate	0	2	13	6	2	0	0	0	23
PENDLETON County Total:	6	2	27	13	6	2	0	0	56
NorthKey CMHC Region Total:	15	4	113	58	146	203	74	186	799
Pathways									
BOYD									
Genesis Health of Ashland	5	4	9	9	4	2	0	0	33

*CMHC - Community Mental Health Center

*SMI - Severe Mental Illness

Table 2B - Personal Care Bed Resident Census by Age Group and CMHC Region

CMHC Region / County / Facility	18-34		35-64		65-84		85 & Older		Total
	Male	Female	Male	Female	Male	Female	Male	Female	
Kings Daughters And Sons Home	0	0	4	4	10	11	7	8	44
BOYD County Total:	5	4	13	13	14	13	7	8	77
GREENUP									
Frasures Personal Care Home	14	12	20	13	8	6	0	0	73
Morning Pointe of Russell	0	0	0	1	11	21	23	41	97
The Lantern At Morning Pointe	0	0	0	0	12	24	11	31	78
Alzheimers and Memory Care									
Trinity Station Retirement Community	0	0	0	0	7	14	15	13	49
GREENUP County Total:	14	12	20	14	38	65	49	85	297
LAWRENCE									
The Jordan Center	0	0	0	0	0	0	0	0	0
LAWRENCE County Total:	0	0	0	0	0	0	0	0	0
MENIFEE									
Edgewood Estates	0	0	2	1	0	0	0	0	3
MENIFEE County Total:	0	0	2	1	0	0	0	0	3
MONTGOMERY									
Regency Memory Care	0	0	0	1	3	10	5	24	43
MONTGOMERY County Total:	0	0	0	1	3	10	5	24	43
MORGAN									
West Liberty Nursing and Rehabilitation Center	0	0	0	1	1	0	0	0	2
MORGAN County Total:	0	0	0	1	1	0	0	0	2
Pathways CMHC Region Total:	19	16	35	30	56	88	61	117	422
Pennyroyal									
CALDWELL									
Highland Homes, Inc.	3	2	36	30	21	9	0	0	101
CALDWELL County Total:	3	2	36	30	21	9	0	0	101
CHRISTIAN									
Christian County Manor	5	1	25	20	21	11	0	0	83
Christian Health Center, Hopkinsville	0	0	0	0	0	2	0	2	4
Pennyryle Home	2	0	17	17	13	18	1	1	69
CHRISTIAN County Total:	7	1	42	37	34	31	1	3	156

*CMHC - Community Mental Health Center

*SMI - Severe Mental Illness

Table 2B - Personal Care Bed Resident Census by Age Group and CMHC Region

CMHC Region / County / Facility	18-34		35-64		65-84		85 & Older		Total
	Male	Female	Male	Female	Male	Female	Male	Female	
HOPKINS									
The Homestead	8	5	24	23	8	7	0	0	75
The Oaks PCH/Madisonville	4	3	22	12	6	4	0	0	51
HOPKINS County Total:	12	8	46	35	14	11	0	0	126
MUHLENBERG									
Greenville Nursing and Rehabilitation	0	0	1	2	3	4	0	1	11
Sparks Nursing Center	2	2	31	15	29	39	6	6	130
MUHLENBERG County Total:	2	2	32	17	32	43	6	7	141
Pennyroyal CMHC Region Total:	24	13	156	119	101	94	7	10	524
River Valley									
DAVIESS									
Chautauqua Health and Rehab	0	0	0	2	3	7	0	0	12
Davco Rest Home	8	9	37	32	12	10	0	0	108
Fern Terrace of Owensboro	0	0	12	14	13	34	2	4	79
DAVIESS County Total:	8	9	49	48	28	51	2	4	199
HANCOCK									
The Oaks PCH/Lewisport	16	4	39	4	2	0	0	0	65
HANCOCK County Total:	16	4	39	4	2	0	0	0	65
HENDERSON									
Cedarhurst of Henderson	0	0	0	0	10	27	14	31	82
HENDERSON County Total:	0	0	0	0	10	27	14	31	82
MCLEAN									
Sunny Acres	3	0	17	7	7	5	0	0	39
MCLEAN County Total:	3	0	17	7	7	5	0	0	39
OHIO									
Beaver Dam Nursing and Rehab Center	0	0	8	1	5	6	0	1	21
OHIO County Total:	0	0	8	1	5	6	0	1	21
River Valley CMHC Region Total:	27	13	113	60	52	89	16	36	406
Seven Counties									
BULLITT									
Colonial House of Shepherdsville	2	0	29	25	6	7	0	0	69
BULLITT County Total:	2	0	29	25	6	7	0	0	69

*CMHC - Community Mental Health Center

*SMI - Severe Mental Illness

Table 2B - Personal Care Bed Resident Census by Age Group and CMHC Region

CMHC Region / County / Facility	18-34		35-64		65-84		85 & Older		Total
	Male	Female	Male	Female	Male	Female	Male	Female	
JEFFERSON									
Anthology of Louisville	0	0	1	1	10	20	6	44	82
Barton House of Louisville 1	0	0	0	0	2	11	4	9	26
Belmont Village	0	0	0	8	8	57	23	64	160
Brookdale Stonestreet	0	0	0	0	7	6	3	7	23
Christian Health Center of Louisville	0	0	0	0	0	0	0	0	0
Eastern Star Home in KY	0	0	0	1	1	4	2	5	13
Forest Hills Commons	0	0	1	0	27	37	33	37	135
Forest Springs Health Campus	0	0	0	0	5	12	11	33	61
Glen Ridge Health Campus	0	0	0	0	2	3	10	22	37
Hallmark House Louisville II	0	0	0	0	10	12	4	10	36
Heartsong Memory Care	0	0	0	0	10	16	4	9	39
Little Sisters of the Poor	0	0	0	0	0	3	1	10	14
Louisville Protestant Altenheim	0	0	1	0	3	5	0	12	21
Masonic Home of Louisville	0	0	0	1	34	45	6	12	98
Morning Pointe Of Louisville At South Hurstbourne	0	0	0	3	13	25	16	46	103
Nazareth Home	0	0	0	1	3	27	5	38	74
Nazareth Home Clifton	0	0	0	0	0	8	0	0	8
Park Louisville	0	0	1	2	27	26	21	30	107
Parrs at Springhurst	0	0	0	1	24	34	21	57	137
Rose Anna Hughes Home	0	0	0	0	7	9	5	16	37
Sunrise of Louisville	0	0	0	0	2	8	26	57	93
Symphony at Valley Farms	0	0	0	0	0	0	0	0	0
The Enclave of East Louisville	0	0	0	0	8	26	18	53	105
The Episcopal Church Home	0	0	0	0	5	7	4	11	27
The Forum at Brookside	0	0	0	0	2	4	3	28	37
The Lantern At Morning Pointe (Louisville)	0	0	0	3	16	21	10	20	70
The Legacy at English Station	0	0	0	0	23	35	19	30	107
The Springs at Stony Brook	0	0	0	0	0	4	24	37	65
The Willows at Springhurst	0	0	0	0	5	8	6	16	35
Treyton Oaks Towers	0	0	0	1	12	10	10	24	57

*CMHC - Community Mental Health Center

*SMI - Severe Mental Illness

Table 2B - Personal Care Bed Resident Census by Age Group and CMHC Region

CMHC Region / County / Facility	18-34		35-64		65-84		85 & Older		Total
	Male	Female	Male	Female	Male	Female	Male	Female	
Wesley Manor	0	0	0	0	10	8	10	18	46
Westport Place Health Campus	0	0	0	0	1	6	5	21	33
Wickshire Blankenbaker	0	0	0	0	14	13	16	36	79
JEFFERSON County Total:	0	0	4	22	291	510	326	812	1,965
SHELBY									
Colonial Hall Manor	5	1	32	16	20	11	0	1	86
Masonic Home of Shelbyville	0	0	2	2	4	14	4	10	36
Shelby Farms Senior Living	0	0	1	0	16	22	10	20	69
SHELBY County Total:	5	1	35	18	40	47	14	31	191
Seven Counties CMHC Region Total:	7	1	68	65	337	564	340	843	2,225
State Total	191	134	950	646	1,102	1,742	812	2,153	7,730

*CMHC - Community Mental Health Center

*SMI - Severe Mental Illness

2022 ANNUAL KENTUCKY LONG TERM CARE UTILIZATION AND SERVICE REPORT

Table 2C - Personal Care Bed Census & Inpatient Days for Individuals With SMI

CMHC Region / County / Facility	18-34		35-64		65-84		85 & Older		Total	
	SMI Census	SMI Inpatient Days	SMI Census	SMI Inpatient Days	SMI Census	SMI Inpatient Days	SMI Census	SMI Inpatient Days	SMI Census	SMI Inpatient Days
Adanta										
MCCREARY										
Cumberland Manor Rest Home	2	730	54	12597	8	2543	0	0	64	15,870
MCCREARY County Total:	2	730	54	12,597	8	2,543	0	0	64	15,870
PULASKI										
Bluegrass Senior Living Somerset	0	0	0	0	0	0	0	0	0	0
Crestview Personal Care	0	0	10	2876	9	2733	0	0	19	5,609
PULASKI County Total:	0	0	10	2,876	9	2,733	0	0	19	5,609
TAYLOR										
Bluegrass Way	0	0	0	0	0	0	0	0	0	0
TAYLOR County Total:	0	0	0	0	0	0	0	0	0	0
WAYNE										
Dishman Personal Care Home	1	365	23	7183	17	2915	1	41	42	10,504
Hicks Golden Years Nursing Home	0	0	0	0	1	40	0	0	1	40
WAYNE County Total:	1	365	23	7,183	18	2,955	1	41	43	10,544
Adanta CMHC Total:	3	1,095	87	22,656	35	8,231	1	41	126	32,023
Bluegrass										
BOURBON										
Bourbon Heights	0	0	0	0	0	0	0	0	0	0
BOURBON County Total:	0	0	0	0	0	0	0	0	0	0
BOYLE										
McDowell Place of Danville	0	0	0	0	0	0	0	0	0	0
Morning Pointe of Danville	0	0	0	0	2	730	0	0	2	730
Walkers Trail Senior Living	0	0	0	0	0	0	0	0	0	0
BOYLE County Total:	0	0	0	0	2	730	0	0	2	730

*CMHC - Community Mental Health Center

*SMI - Severe Mental Illness

Table 2C - Personal Care Bed Census & Inpatient Days for Individuals With SMI

CMHC Region / County / Facility	18-34		35-64		65-84		85 & Older		Total	
	SMI Census	SMI Inpatient Days	SMI Census	SMI Inpatient Days	SMI Census	SMI Inpatient Days	SMI Census	SMI Inpatient Days	SMI Census	SMI Inpatient Days
ESTILL										
Irvine Nursing and Rehabilitation	0	0	0	0	1	182	1	183	2	365
ESTILL County Total:	0	0	0	0	1	182	1	183	2	365
FAYETTE										
Cedarhurst of Beaumont	0	0	0	0	0	0	0	0	0	0
Central KY Recovery Center Unit 2	16	2135	20	2474	3	294	0	0	39	4,903
Legacy Reserve at Fritz Farm	0	0	0	0	0	0	0	0	0	0
Lexington Country Place	0	0	0	0	0	0	0	0	0	0
Mayfair Village Retirement Center	0	0	0	0	0	0	0	0	0	0
Morning Pointe of Lexington East	0	0	0	0	0	0	0	0	0	0
Richmond Place Senior Living	0	0	0	0	10	1430	0	0	10	1,430
Signature Healthcare At Tanbark Rehab	0	0	0	0	0	0	0	0	0	0
The Breckinridge	0	0	0	0	0	0	0	0	0	0
The Lantern at Morning Pointe	0	0	0	0	0	0	0	0	0	0
The Legacy at the Willows	0	0	0	0	0	0	0	0	0	0
The Willows at Fritz Farm	0	0	0	0	0	0	0	0	0	0
The Willows at Hamburg	0	0	0	0	0	0	0	0	0	0
Willows at Citation	0	0	0	0	0	0	0	0	0	0
FAYETTE County Total:	16	2,135	20	2,474	13	1,724	0	0	49	6,333
FRANKLIN										
Dominion Senior Living of Frankfort	0	0	0	0	0	0	0	0	0	0
Morning Pointe of Frankfort	0	0	0	0	0	0	0	0	0	0
The Lantern at Morning Pointe of Frankfort	0	0	0	0	0	0	0	0	0	0
FRANKLIN County Total:	0	0	0	0	0	0	0	0	0	0
HARRISON										
Cedar Ridge Health Campus	0	0	0	0	0	0	0	0	0	0
Parkside Manor	0	0	21	5832	11	3251	0	0	32	9,083
Shady Lawn	14	1857	71	15623	13	3888	0	0	98	21,368

*CMHC - Community Mental Health Center

*SMI - Severe Mental Illness

Table 2C - Personal Care Bed Census & Inpatient Days for Individuals With SMI

CMHC Region / County / Facility	18-34		35-64		65-84		85 & Older		Total	
	SMI Census	SMI Inpatient Days	SMI Census	SMI Inpatient Days	SMI Census	SMI Inpatient Days	SMI Census	SMI Inpatient Days	SMI Census	SMI Inpatient Days
HARRISON County Total:	14	1,857	92	21,455	24	7,139	0	0	130	30,451
JESSAMINE										
Bridgepointe At Ashgrove Woods	0	0	0	0	0	0	0	0	0	0
Cedarhurst of Nicholasville	0	0	0	0	0	0	0	0	0	0
Rose Terrace Lodge	1	146	18	6165	23	7873	0	0	42	14,184
Wesley Village	0	0	0	0	0	0	0	0	0	0
JESSAMINE County Total:	1	146	18	6,165	23	7,873	0	0	42	14,184
LINCOLN										
Waynesburg Manor	0	0	14	2449	9	1816	0	0	23	4,265
LINCOLN County Total:	0	0	14	2,449	9	1,816	0	0	23	4,265
MADISON										
Dominion Senior Living of Richmond	0	0	0	0	0	0	0	0	0	0
Morning Pointe of Richmond	0	0	0	0	0	0	0	0	0	0
Telford Terrace	0	0	0	0	0	0	0	0	0	0
MADISON County Total:	0	0	0	0	0	0	0	0	0	0
MERCER										
The Willows at Harrodsburg	0	0	0	0	0	0	0	0	0	0
MERCER County Total:	0	0	0	0	0	0	0	0	0	0
POWELL										
Stanton Nursing and Rehabilitation Center	0	0	0	0	0	0	1	365	1	365
POWELL County Total:	0	0	0	0	0	0	1	365	1	365
SCOTT										
The Meadows At Windsor Gardens	0	0	0	0	0	0	0	0	0	0
SCOTT County Total:	0	0	0	0	0	0	0	0	0	0
WOODFORD										
Daisy Hill Senior Living	0	0	0	0	2	2	0	0	2	2
Taylor Manor Nursing Home	0	0	0	0	0	0	0	0	0	0

*CMHC - Community Mental Health Center

*SMI - Severe Mental Illness

Table 2C - Personal Care Bed Census & Inpatient Days for Individuals With SMI

CMHC Region / County / Facility	18-34		35-64		65-84		85 & Older		Total	
	SMI Census	SMI Inpatient Days	SMI Census	SMI Inpatient Days	SMI Census	SMI Inpatient Days	SMI Census	SMI Inpatient Days	SMI Census	SMI Inpatient Days
The Homeplace At Midway	0	0	0	0	0	0	0	0	0	0
WOODFORD County Total:	0	0	0	0	2	2	0	0	2	2
Bluegrass CMHC Total:	31	4,138	144	32,543	74	19,466	2	548	251	56,695
Communicare										
GRAYSON										
Grayson Nursing and Rehabilitation	0	0	0	0	3	807	0	0	3	807
GRAYSON County Total:	0	0	0	0	3	807	0	0	3	807
HARDIN										
Helmwood Healthcare Center	0	0	0	0	0	0	0	0	0	0
Peridot Senior Living	0	0	0	0	0	0	0	0	0	0
Signature Healthcare at North Hardin Rehab	0	0	0	0	0	0	0	0	0	0
HARDIN County Total:	0	0	0	0	0	0	0	0	0	0
MARION										
Loretto Motherhouse Infirmary	0	0	0	0	0	0	0	0	0	0
The Village of Lebanon II	0	0	0	0	0	0	0	0	0	0
MARION County Total:	0	0	0	0	0	0	0	0	0	0
NELSON										
Windsor Gardens CCRC	0	0	0	0	0	0	0	0	0	0
NELSON County Total:	0	0	0	0	0	0	0	0	0	0
WASHINGTON										
Sansbury Care Center	0	0	0	0	0	0	0	0	0	0
WASHINGTON County Total:	0	0	0	0	0	0	0	0	0	0
Communicare CMHC Total:	0	0	0	0	3	807	0	0	3	807
Comprehend										
LEWIS										
Vanceburg Rehabilitation and Care	0	0	0	0	0	0	0	0	0	0
LEWIS County Total:	0	0	0	0	0	0	0	0	0	0

*CMHC - Community Mental Health Center

*SMI - Severe Mental Illness

Table 2C - Personal Care Bed Census & Inpatient Days for Individuals With SMI

CMHC Region / County / Facility	18-34		35-64		65-84		85 & Older		Total	
	SMI Census	SMI Inpatient Days	SMI Census	SMI Inpatient Days	SMI Census	SMI Inpatient Days	SMI Census	SMI Inpatient Days	SMI Census	SMI Inpatient Days
Comprehend CMHC Total:	0	0	0	0	0	0	0	0	0	0
Cumberland River										
BELL										
Generations Center of Middlesboro	7	2555	71	25915	4	1460	4	1460	86	31,390
BELL County Total:	7	2,555	71	25,915	4	1,460	4	1,460	86	31,390
HARLAN										
The Laurels	0	0	54	19710	32	11680	2	730	88	32,120
HARLAN County Total:	0	0	54	19,710	32	11,680	2	730	88	32,120
KNOX										
Christian Health Center - Corbin	0	0	0	0	0	0	0	0	0	0
KNOX County Total:	0	0	0	0	0	0	0	0	0	0
Cumberland River CMHC Total:	7	2,555	125	45,625	36	13,140	6	2,190	174	63,510
Four Rivers										
CALLOWAY										
Gardens At Hickory Woods	0	0	0	0	0	0	0	0	0	0
CALLOWAY County Total:	0	0	0	0	0	0	0	0	0	0
CARLISLE										
Countryside Center	0	0	0	0	0	0	0	0	0	0
CARLISLE County Total:	0	0	0	0	0	0	0	0	0	0
GRAVES										
Fern Terrace of Mayfield	40	14400	55	19800	26	9360	0	0	121	43,560
GRAVES County Total:	40	14,400	55	19,800	26	9,360	0	0	121	43,560
HICKMAN										
Clinton Hickman County Nursing Facility	0	0	0	0	0	0	0	0	0	0
Clinton Place	0	0	0	0	0	0	0	0	0	0
HICKMAN County Total:	0	0	0	0	0	0	0	0	0	0

*CMHC - Community Mental Health Center

*SMI - Severe Mental Illness

Table 2C - Personal Care Bed Census & Inpatient Days for Individuals With SMI

CMHC Region / County / Facility	18-34		35-64		65-84		85 & Older		Total	
	SMI Census	SMI Inpatient Days	SMI Census	SMI Inpatient Days	SMI Census	SMI Inpatient Days	SMI Census	SMI Inpatient Days	SMI Census	SMI Inpatient Days
MCCRACKEN										
Gaither Suites at West Park	0	0	0	0	0	0	0	0	0	0
MCCRACKEN County Total:	0	0	0	0	0	0	0	0	0	0
Four Rivers CMHC Total:	40	14,400	55	19,800	26	9,360	0	0	121	43,560
Kentucky River										
KNOTT										
Golden Years Rest Home	41	728	54	728	16	728	4	3	115	2,187
KNOTT County Total:	41	728	54	728	16	728	4	3	115	2,187
OWSLEY										
Owsley County Health Care Center	0	0	0	0	0	0	0	0	0	0
OWSLEY County Total:	0	0	0	0	0	0	0	0	0	0
Kentucky River CMHC Total:	41	728	54	728	16	728	4	3	115	2,187
LifeSkills										
ALLEN										
Cornerstone Manor	12	2116	25	7444	14	1727	1	226	52	11,513
Scottsville Manor	2	730	24	7021	8	2902	0	0	34	10,653
ALLEN County Total:	14	2,846	49	14,465	22	4,629	1	226	86	22,166
BARREN										
NHC HealthCare, Glasgow	0	0	0	0	0	0	0	0	0	0
BARREN County Total:	0	0	0	0	0	0	0	0	0	0
EDMONSON										
Edmonson Center	0	0	0	0	2	411	1	102	3	513
EDMONSON County Total:	0	0	0	0	2	411	1	102	3	513
HART										
Hart County Manor	6	1580	36	10800	15	3770	0	0	57	16,150
HART County Total:	6	1,580	36	10,800	15	3,770	0	0	57	16,150

*CMHC - Community Mental Health Center

*SMI - Severe Mental Illness

Table 2C - Personal Care Bed Census & Inpatient Days for Individuals With SMI

CMHC Region / County / Facility	18-34		35-64		65-84		85 & Older		Total	
	SMI Census	SMI Inpatient Days	SMI Census	SMI Inpatient Days	SMI Census	SMI Inpatient Days	SMI Census	SMI Inpatient Days	SMI Census	SMI Inpatient Days
METCALFE										
Harpers Home for the Aged	0	0	0	0	0	0	0	0	0	0
Metcalfe Health Care Center	0	0	0	0	0	0	0	0	0	0
METCALFE County Total:	0	0	0	0	0	0	0	0	0	0
SIMPSON										
Lewis Memorial Methodist Home	0	0	1	365	1	365	0	0	2	730
SIMPSON County Total:	0	0	1	365	1	365	0	0	2	730
WARREN										
Christian Health Center, Bowling Green	0	0	0	0	0	0	0	0	0	0
Fern Terrace of Bowling Green	2	533	55	18940	37	6998	1	365	95	26,836
The Haven At Massey Springs	0	0	0	0	0	0	0	0	0	0
WARREN County Total:	2	533	55	18,940	37	6,998	1	365	95	26,836
LifeSkills CMHC Total:	22	4,959	141	44,570	77	16,173	3	693	243	66,395
Mountain										
JOHNSON										
Venture Home of Paintsville	17	6189	53	19313	13	4745	1	357	84	30,604
JOHNSON County Total:	17	6,189	53	19,313	13	4,745	1	357	84	30,604
MAGOFFIN										
Salyersville Nursing and Rehabilitation Center	0	0	0	0	0	0	0	0	0	0
MAGOFFIN County Total:	0	0	0	0	0	0	0	0	0	0
PIKE										
Good Shepherd Community Nursing Center	0	0	0	0	0	0	0	0	0	0
PIKE County Total:	0	0	0	0	0	0	0	0	0	0
Mountain CMHC Total:	17	6,189	53	19,313	13	4,745	1	357	84	30,604

*CMHC - Community Mental Health Center

*SMI - Severe Mental Illness

Table 2C - Personal Care Bed Census & Inpatient Days for Individuals With SMI

CMHC Region / County / Facility	18-34		35-64		65-84		85 & Older		Total	
	SMI Census	SMI Inpatient Days	SMI Census	SMI Inpatient Days	SMI Census	SMI Inpatient Days	SMI Census	SMI Inpatient Days	SMI Census	SMI Inpatient Days
NorthKey										
BOONE										
Colonial Gardens	0	0	0	0	0	0	0	0	0	0
BOONE County Total:	0	0	0	0	0	0	0	0	0	0
CAMPBELL										
Carmel Manor	0	0	0	0	1	47	0	0	1	47
The Seasons at Alexandria	0	0	0	0	0	0	0	0	0	0
CAMPBELL County Total:	0	0	0	0	1	47	0	0	1	47
CARROLL										
Carrollton Manor	0	0	23	6922	14	3624	0	0	37	10,546
Valley Haven Rest Home	3	1095	33	12045	13	4745	0	0	49	17,885
CARROLL County Total:	3	1,095	56	18,967	27	8,369	0	0	86	28,431
GRANT										
Jonesville Rest Home	6	2190	19	6935	1	365	0	0	26	9,490
GRANT County Total:	6	2,190	19	6,935	1	365	0	0	26	9,490
KENTON										
Charter Senior Living of Edgewood	0	0	0	0	0	0	0	0	0	0
Covington Ladies Home	0	0	0	0	0	0	0	0	0	0
Emerald Trace	0	0	0	0	0	0	0	0	0	0
Ivy Knoll	0	0	1	134	13	4430	8	2718	22	7,282
Madonna Manor	0	0	0	0	0	0	2	367	2	367
Regency Manor	0	0	6	1681	8	2253	0	0	14	3,934
Regency Manor North	0	0	6	1746	13	3394	0	0	19	5,140
St Charles Care Center	0	0	0	0	0	0	0	0	0	0
KENTON County Total:	0	0	13	3,561	34	10,077	10	3,085	57	16,723
PENDLETON										
Falmouth Personal Care Home	6	2190	19	6935	5	1825	0	0	30	10,950
The Front Gate	2	730	19	5316	2	730	0	0	23	6,776

*CMHC - Community Mental Health Center

*SMI - Severe Mental Illness

Table 2C - Personal Care Bed Census & Inpatient Days for Individuals With SMI

CMHC Region / County / Facility	18-34		35-64		65-84		85 & Older		Total	
	SMI Census	SMI Inpatient Days	SMI Census	SMI Inpatient Days	SMI Census	SMI Inpatient Days	SMI Census	SMI Inpatient Days	SMI Census	SMI Inpatient Days
PENDLETON County Total:	8	2,920	38	12,251	7	2,555	0	0	53	17,726
NorthKey CMHC Total:	17	6,205	126	41,714	70	21,413	10	3,085	223	72,417
Pathways										
BOYD										
Genesis Health of Ashland	9	3285	18	6570	6	2190	0	0	33	12,045
Kings Daughters And Sons Home	0	0	0	0	0	0	0	0	0	0
BOYD County Total:	9	3,285	18	6,570	6	2,190	0	0	33	12,045
GREENUP										
Frasures Personal Care Home	26	7503	33	9377	14	3343	0	0	73	20,223
Morning Pointe of Russell	0	0	0	0	2	730	0	0	2	730
The Lantern At Morning Pointe Alzheimers and Memory Care	0	0	0	0	1	169	3	942	4	1,111
Trinity Station Retirement Community	0	0	0	0	0	0	0	0	0	0
GREENUP County Total:	26	7,503	33	9,377	17	4,242	3	942	79	22,064
LAWRENCE										
The Jordan Center	0	0	0	0	0	0	0	0	0	0
LAWRENCE County Total:	0	0	0	0	0	0	0	0	0	0
MENIFEE										
Edgewood Estates	0	0	3	1095	0	0	0	0	3	1,095
MENIFEE County Total:	0	0	3	1,095	0	0	0	0	3	1,095
MONTGOMERY										
Regency Memory Care	0	0	0	0	0	0	0	0	0	0
MONTGOMERY County Total:	0	0	0	0	0	0	0	0	0	0
MORGAN										
West Liberty Nursing and Rehabilitation Center	0	0	0	0	0	0	0	0	0	0
MORGAN County Total:	0	0	0	0	0	0	0	0	0	0

*CMHC - Community Mental Health Center

*SMI - Severe Mental Illness

Table 2C - Personal Care Bed Census & Inpatient Days for Individuals With SMI

CMHC Region / County / Facility	18-34		35-64		65-84		85 & Older		Total	
	SMI Census	SMI Inpatient Days	SMI Census	SMI Inpatient Days	SMI Census	SMI Inpatient Days	SMI Census	SMI Inpatient Days	SMI Census	SMI Inpatient Days
Pathways CMHC Total:	35	10,788	54	17,042	23	6,432	3	942	115	35,204
Pennyroyal										
CALDWELL										
Highland Homes, Inc.	5	1825	66	24090	30	10950	0	0	101	36,865
CALDWELL County Total:	5	1,825	66	24,090	30	10,950	0	0	101	36,865
CHRISTIAN										
Christian County Manor	6	730	45	730	32	730	0	0	83	2,190
Christian Health Center, Hopkinsville	0	0	0	0	0	0	0	0	0	0
Pennyryle Home	1	304	27	8070	24	5503	0	0	52	13,877
CHRISTIAN County Total:	7	1,034	72	8,800	56	6,233	0	0	135	16,067
HOPKINS										
The Homestead	13	3330	46	12041	14	3842	0	0	73	19,213
The Oaks PCH/Madisonville	7	2555	34	12410	10	3650	0	0	51	18,615
HOPKINS County Total:	20	5,885	80	24,451	24	7,492	0	0	124	37,828
MUHLENBERG										
Greenville Nursing and Rehabilitation	0	0	2	334	3	629	0	0	5	963
Sparks Nursing Center	2	137	14	3467	11	2589	1	365	28	6,558
MUHLENBERG County Total:	2	137	16	3,801	14	3,218	1	365	33	7,521
Pennyroyal CMHC Total:	34	8,881	234	61,142	124	27,893	1	365	393	98,281
River Valley										
DAVISS										
Chautauqua Health and Rehab	0	0	1	262	7	2198	0	0	8	2,460
Davco Rest Home	13	3046	60	19363	20	6104	0	0	93	28,513
Fern Terrace of Owensboro	0	0	22	5948	39	8405	2	466	63	14,819
DAVISS County Total:	13	3,046	83	25,573	66	16,707	2	466	164	45,792
HANCOCK										
The Oaks PCH/Lewisport	20	20	43	43	2	2	0	0	65	65
HANCOCK County Total:	20	20	43	43	2	2	0	0	65	65

*CMHC - Community Mental Health Center

*SMI - Severe Mental Illness

Table 2C - Personal Care Bed Census & Inpatient Days for Individuals With SMI

CMHC Region / County / Facility	18-34		35-64		65-84		85 & Older		Total	
	SMI Census	SMI Inpatient Days	SMI Census	SMI Inpatient Days	SMI Census	SMI Inpatient Days	SMI Census	SMI Inpatient Days	SMI Census	SMI Inpatient Days
HENDERSON										
Cedarhurst of Henderson	0	0	0	0	0	0	0	0	0	0
HENDERSON County Total:	0	0	0	0	0	0	0	0	0	0
MCLEAN										
Sunny Acres	3	180	24	5402	11	2426	0	0	38	8,008
MCLEAN County Total:	3	180	24	5,402	11	2,426	0	0	38	8,008
OHIO										
Beaver Dam Nursing and Rehab Center	0	0	9	2077	8	1876	0	0	17	3,953
OHIO County Total:	0	0	9	2,077	8	1,876	0	0	17	3,953
River Valley CMHC Total:	36	3,246	159	33,095	87	21,011	2	466	284	57,818
Seven Counties										
BULLITT										
Colonial House of Shepherdsville	2	730	54	19710	13	4745	0	0	69	25,185
BULLITT County Total:	2	730	54	19,710	13	4,745	0	0	69	25,185
JEFFERSON										
Anthology of Louisville	0	0	0	0	0	0	0	0	0	0
Barton House of Louisville 1	0	0	0	0	0	0	0	0	0	0
Belmont Village	0	0	0	0	0	0	0	0	0	0
Brookdale Stonestreet	0	0	0	0	0	0	0	0	0	0
Christian Health Center of Louisville	0	0	0	0	0	0	0	0	0	0
Eastern Star Home in KY	0	0	1	201	1	365	1	93	3	659
Forest Hills Commons	0	0	0	0	0	0	0	0	0	0
Forest Springs Health Campus	0	0	0	0	3	416	2	129	5	545
Glen Ridge Health Campus	0	0	0	0	0	0	0	0	0	0
Hallmark House Louisville II	0	0	0	0	0	0	0	0	0	0
Heartsong Memory Care	0	0	0	0	10	1397	3	781	13	2,178
Little Sisters of the Poor	0	0	0	0	0	0	0	0	0	0
Louisville Protestant Altenheim	0	0	0	0	4	1460	0	0	4	1,460

*CMHC - Community Mental Health Center

*SMI - Severe Mental Illness

Table 2C - Personal Care Bed Census & Inpatient Days for Individuals With SMI

CMHC Region / County / Facility	18-34		35-64		65-84		85 & Older		Total	
	SMI Census	SMI Inpatient Days	SMI Census	SMI Inpatient Days	SMI Census	SMI Inpatient Days	SMI Census	SMI Inpatient Days	SMI Census	SMI Inpatient Days
Masonic Home of Louisville	0	0	0	0	0	0	0	0	0	0
Morning Pointe Of Louisville At South Hurstbourne	0	0	1	365	0	0	0	0	1	365
Nazareth Home	0	0	0	0	9	9	25	25	34	34
Nazareth Home Clifton	0	0	0	0	0	0	0	0	0	0
Park Louisville	0	0	0	0	0	0	0	0	0	0
Parrs at Springhurst	0	0	0	0	1	365	0	0	1	365
Rose Anna Hughes Home	0	0	0	0	0	0	0	0	0	0
Sunrise of Louisville	0	0	0	0	1	1	0	0	1	1
Symphony at Valley Farms	0	0	0	0	0	0	0	0	0	0
The Enclave of East Louisville	0	0	0	0	0	0	0	0	0	0
The Episcopal Church Home	0	0	0	0	0	0	0	0	0	0
The Forum at Brookside	0	0	0	0	0	0	1	365	1	365
The Lantern At Morning Pointe (Louisville)	0	0	0	0	1	365	0	0	1	365
The Legacy at English Station	0	0	0	0	1	365	0	0	1	365
The Springs at Stony Brook	0	0	0	0	4	4	61	61	65	65
The Willows at Springhurst	0	0	0	0	0	0	0	0	0	0
Treyton Oaks Towers	0	0	0	0	4	1460	6	2190	10	3,650
Wesley Manor	0	0	0	0	0	0	0	0	0	0
Westport Place Health Campus	0	0	0	0	0	0	0	0	0	0
Wickshire Blankenbaker	0	0	0	0	0	0	0	0	0	0
JEFFERSON County Total:	0	0	2	566	39	6,207	99	3,644	140	10,417
SHELBY										
Colonial Hall Manor	6	337	44	10518	28	6934	1	303	79	18,092
Masonic Home of Shelbyville	0	0	0	0	0	0	0	0	0	0
Shelby Farms Senior Living	0	0	0	0	0	0	0	0	0	0
SHELBY County Total:	6	337	44	10,518	28	6,934	1	303	79	18,092
Seven Counties CMHC Total:	8	1,067	100	30,794	80	17,886	100	3,947	288	53,694
State Total	291	64,251	1,332	369,022	664	167,285	133	12,637	2,420	613,195

*CMHC - Community Mental Health Center

*SMI - Severe Mental Illness

2022 ANNUAL KENTUCKY LONG TERM CARE UTILIZATION AND SERVICE REPORT

Table 2CC - Personal Care Bed Census & Inpatient Days

Residents With SMI Receiving State Supplementation

CMHC Region / County / Facility	18-34		35-64		65-84		85 & Older		Total	
	SMI State Supp. Census	SMI State Supp. Inpatient Days	SMI State Supp. Census	SMI State Supp. Inpatient Days	SMI State Supp. Census	SMI State Supp. Inpatient Days	SMI State Supp. Census	SMI State Supp. Inpatient Days	SMI & State Supp. Census	SMI & State Supp. Inpatient Days
Adanta										
MCCREARY										
Cumberland Manor Rest Home	2	730	51	11502	8	2543	0	0	61	14,775
MCCREARY County Total:	2	730	51	11,502	8	2,543	0	0	61	14,775
PULASKI										
Bluegrass Senior Living Somerset	0	0	0	0	0	0	0	0	0	0
Crestview Personal Care	0	0	10	2876	9	2733	0	0	19	5,609
PULASKI County Total:	0	0	10	2,876	9	2,733	0	0	19	5,609
TAYLOR										
Bluegrass Way	0	0	0	0	0	0	0	0	0	0
TAYLOR County Total:	0	0	0	0	0	0	0	0	0	0
WAYNE										
Dishman Personal Care Home	1	365	23	7183	15	2530	1	41	40	10,119
Hicks Golden Years Nursing Home	0	0	0	0	0	0	0	0	0	0
WAYNE County Total:	1	365	23	7,183	15	2,530	1	41	40	10,119
Adanta CMHC Total:	3	1,095	84	21,561	32	7,806	1	41	120	30,503

Bluegrass

BOURBON										
Bourbon Heights	0	0	0	0	0	0	0	0	0	0

*CMHC - Community Mental Health Center

*SMI - Severe Mental Illness

*State Supp .- Supplementation for needy persons who are aged, blind or have a disability (KRS 205.245)

Table 2CC - Personal Care Bed Census & Inpatient Days

Residents With SMI Receiving State Supplementation

CMHC Region / County / Facility	18-34		35-64		65-84		85 & Older		Total	
	SMI State Supp. Census	SMI State Supp. Inpatient Days	SMI State Supp. Census	SMI State Supp. Inpatient Days	SMI State Supp. Census	SMI State Supp. Inpatient Days	SMI State Supp. Census	SMI State Supp. Inpatient Days	SMI & State Supp. Census	SMI & State Supp. Inpatient Days
BOURBON County Total:	0	0	0	0	0	0	0	0	0	0
BOYLE										
McDowell Place of Danville	0	0	0	0	0	0	0	0	0	0
Morning Pointe of Danville	0	0	0	0	0	0	0	0	0	0
Walkers Trail Senior Living	0	0	0	0	0	0	0	0	0	0
BOYLE County Total:	0	0	0	0	0	0	0	0	0	0
ESTILL										
Irvine Nursing and Rehabilitation	0	0	0	0	1	182	1	183	2	365
ESTILL County Total:	0	0	0	0	1	182	1	183	2	365
FAYETTE										
Cedarhurst of Beaumont	0	0	0	0	0	0	0	0	0	0
Central KY Recovery Center Unit 2	7	1033	8	1018	0	0	0	0	15	2,051
Legacy Reserve at Fritz Farm	0	0	0	0	0	0	0	0	0	0
Lexington Country Place	0	0	0	0	0	0	0	0	0	0
Mayfair Village Retirement Center	0	0	0	0	0	0	0	0	0	0
Morning Pointe of Lexington East	0	0	0	0	0	0	0	0	0	0
Richmond Place Senior Living	0	0	0	0	0	0	0	0	0	0
Signature Healthcare At Tanbark Rehab	0	0	0	0	0	0	0	0	0	0
The Breckinridge	0	0	0	0	0	0	0	0	0	0

*CMHC - Community Mental Health Center

*SMI - Severe Mental Illness

*State Supp .- Supplementation for needy persons who are aged, blind or have a disability (KRS 205.245)

Table 2CC - Personal Care Bed Census & Inpatient Days

Residents With SMI Receiving State Supplementation

CMHC Region / County / Facility	18-34		35-64		65-84		85 & Older		Total	
	SMI State Supp. Census	SMI State Supp. Inpatient Days	SMI State Supp. Census	SMI State Supp. Inpatient Days	SMI State Supp. Census	SMI State Supp. Inpatient Days	SMI State Supp. Census	SMI State Supp. Inpatient Days	SMI & State Supp. Census	SMI & State Supp. Inpatient Days
The Lantern at Morning Pointe	0	0	0	0	0	0	0	0	0	0
The Legacy at the Willows	0	0	0	0	0	0	0	0	0	0
The Willows at Fritz Farm	0	0	0	0	0	0	0	0	0	0
The Willows at Hamburg	0	0	0	0	0	0	0	0	0	0
Willows at Citation	0	0	0	0	0	0	0	0	0	0
FAYETTE County Total:	7	1,033	8	1,018	0	0	0	0	15	2,051
FRANKLIN										
Dominion Senior Living of Frankfort	0	0	0	0	0	0	0	0	0	0
Morning Pointe of Frankfort	0	0	0	0	0	0	0	0	0	0
The Lantern at Morning Pointe of Frankfort	0	0	0	0	0	0	0	0	0	0
FRANKLIN County Total:	0	0	0	0	0	0	0	0	0	0
HARRISON										
Cedar Ridge Health Campus	0	0	0	0	0	0	0	0	0	0
Parkside Manor	0	0	21	5832	11	3251	0	0	32	9,083
Shady Lawn	14	1857	71	15623	13	3888	0	0	98	21,368
HARRISON County Total:	14	1,857	92	21,455	24	7,139	0	0	130	30,451
JESSAMINE										
Bridgepointe At Ashgrove Woods	0	0	0	0	0	0	0	0	0	0
Cedarhurst of Nicholasville	0	0	0	0	0	0	0	0	0	0
Rose Terrace Lodge	1	146	14	4917	16	5511	0	0	31	10,574
Wesley Village	0	0	0	0	0	0	0	0	0	0
JESSAMINE County Total:	1	146	14	4,917	16	5,511	0	0	31	10,574

*CMHC - Community Mental Health Center

*SMI - Severe Mental Illness

*State Supp .- Supplementation for needy persons who are aged, blind or have a disability (KRS 205.245)

Table 2CC - Personal Care Bed Census & Inpatient Days

Residents With SMI Receiving State Supplementation

CMHC Region / County / Facility	18-34		35-64		65-84		85 & Older		Total	
	SMI State Supp. Census	SMI State Supp. Inpatient Days	SMI State Supp. Census	SMI State Supp. Inpatient Days	SMI State Supp. Census	SMI State Supp. Inpatient Days	SMI State Supp. Census	SMI State Supp. Inpatient Days	SMI & State Supp. Census	SMI & State Supp. Inpatient Days
LINCOLN										
Waynesburg Manor	0	0	9	1978	3	528	0	0	12	2,506
LINCOLN County Total:	0	0	9	1,978	3	528	0	0	12	2,506
MADISON										
Dominion Senior Living of Richmond	0	0	0	0	0	0	0	0	0	0
Morning Pointe of Richmond	0	0	0	0	0	0	0	0	0	0
Telford Terrace	0	0	0	0	0	0	0	0	0	0
MADISON County Total:	0	0	0	0	0	0	0	0	0	0
MERCER										
The Willows at Harrodsburg	0	0	0	0	0	0	0	0	0	0
MERCER County Total:	0	0	0	0	0	0	0	0	0	0
POWELL										
Stanton Nursing and Rehabilitation Center	0	0	0	0	0	0	1	365	1	365
POWELL County Total:	0	0	0	0	0	0	1	365	1	365
SCOTT										
The Meadows At Windsor Gardens	0	0	0	0	0	0	0	0	0	0
SCOTT County Total:	0	0	0	0	0	0	0	0	0	0
WOODFORD										
Daisy Hill Senior Living	0	0	0	0	0	0	0	0	0	0
Taylor Manor Nursing Home	0	0	0	0	0	0	0	0	0	0
The Homeplace At Midway	0	0	0	0	0	0	0	0	0	0

*CMHC - Community Mental Health Center

*SMI - Severe Mental Illness

*State Supp .- Supplementation for needy persons who are aged, blind or have a disability (KRS 205.245)

Table 2CC - Personal Care Bed Census & Inpatient Days

Residents With SMI Receiving State Supplementation

CMHC Region / County / Facility	18-34		35-64		65-84		85 & Older		Total	
	SMI State Supp. Census	SMI State Supp. Inpatient Days	SMI State Supp. Census	SMI State Supp. Inpatient Days	SMI State Supp. Census	SMI State Supp. Inpatient Days	SMI State Supp. Census	SMI State Supp. Inpatient Days	SMI & State Supp. Census	SMI & State Supp. Inpatient Days
WOODFORD County Total:	0	0	0	0	0	0	0	0	0	0
Bluegrass CMHC Total:	22	3,036	123	29,368	44	13,360	2	548	191	46,312
Communicare										
GRAYSON										
Grayson Nursing and Rehabilitation	0	0	0	0	2	730	0	0	2	730
GRAYSON County Total:	0	0	0	0	2	730	0	0	2	730
HARDIN										
Helmwood Healthcare Center	0	0	0	0	0	0	0	0	0	0
Peridot Senior Living	0	0	0	0	0	0	0	0	0	0
Signature Healthcare at North Hardin Rehab	0	0	0	0	0	0	0	0	0	0
HARDIN County Total:	0	0	0	0	0	0	0	0	0	0
MARION										
Loretto Motherhouse Infirmary	0	0	0	0	0	0	0	0	0	0
The Village of Lebanon II	0	0	0	0	0	0	0	0	0	0
MARION County Total:	0	0	0	0	0	0	0	0	0	0
NELSON										
Windsor Gardens CCRC	0	0	0	0	0	0	0	0	0	0
NELSON County Total:	0	0	0	0	0	0	0	0	0	0
WASHINGTON										
Sansbury Care Center	0	0	0	0	0	0	0	0	0	0

*CMHC - Community Mental Health Center

*SMI - Severe Mental Illness

*State Supp .- Supplementation for needy persons who are aged, blind or have a disability (KRS 205.245)

Table 2CC - Personal Care Bed Census & Inpatient Days

Residents With SMI Receiving State Supplementation

CMHC Region / County / Facility	18-34		35-64		65-84		85 & Older		Total	
	SMI State Supp. Census	SMI State Supp. Inpatient Days	SMI State Supp. Census	SMI State Supp. Inpatient Days	SMI State Supp. Census	SMI State Supp. Inpatient Days	SMI State Supp. Census	SMI State Supp. Inpatient Days	SMI & State Supp. Census	SMI & State Supp. Inpatient Days
WASHINGTON County	0	0	0	0	0	0	0	0	0	0
Total:										
Communicare CMHC Total:	0	0	0	0	2	730	0	0	2	730
Comprehend										
LEWIS										
Vanceburg Rehabilitation and Care	0	0	0	0	0	0	0	0	0	0
LEWIS County Total:	0	0	0	0	0	0	0	0	0	0
Comprehend CMHC Total:	0	0	0	0	0	0	0	0	0	0
Cumberland River										
BELL										
Generations Center of Middlesboro	7	2555	71	25915	4	1460	4	1460	86	31,390
BELL County Total:	7	2,555	71	25,915	4	1,460	4	1,460	86	31,390
HARLAN										
The Laurels	0	0	54	19710	32	11680	2	730	88	32,120
HARLAN County Total:	0	0	54	19,710	32	11,680	2	730	88	32,120
KNOX										
Christian Health Center - Corbin	0	0	0	0	0	0	0	0	0	0
KNOX County Total:	0	0	0	0	0	0	0	0	0	0
Cumberland River CMHC Total:	7	2,555	125	45,625	36	13,140	6	2,190	174	63,510

*CMHC - Community Mental Health Center

*SMI - Severe Mental Illness

*State Supp .- Supplementation for needy persons who are aged, blind or have a disability (KRS 205.245)

Table 2CC - Personal Care Bed Census & Inpatient Days

Residents With SMI Receiving State Supplementation

CMHC Region / County / Facility	18-34		35-64		65-84		85 & Older		Total	
	SMI State Supp. Census	SMI State Supp. Inpatient Days	SMI State Supp. Census	SMI State Supp. Inpatient Days	SMI State Supp. Census	SMI State Supp. Inpatient Days	SMI State Supp. Census	SMI State Supp. Inpatient Days	SMI & State Supp. Census	SMI & State Supp. Inpatient Days
Four Rivers										
CALLOWAY										
Gardens At Hickory Woods	0	0	0	0	0	0	0	0	0	0
CALLOWAY County Total:	0	0	0	0	0	0	0	0	0	0
CARLISLE										
Countryside Center	0	0	0	0	0	0	0	0	0	0
CARLISLE County Total:	0	0	0	0	0	0	0	0	0	0
GRAVES										
Fern Terrace of Mayfield	40	14400	49	17640	23	8280	0	0	112	40,320
GRAVES County Total:	40	14,400	49	17,640	23	8,280	0	0	112	40,320
HICKMAN										
Clinton Hickman County Nursing Facility	0	0	0	0	0	0	0	0	0	0
Clinton Place	0	0	0	0	0	0	0	0	0	0
HICKMAN County Total:	0	0	0	0	0	0	0	0	0	0
MCCRACKEN										
Gaither Suites at West Park	0	0	0	0	0	0	0	0	0	0
MCCRACKEN County Total:	0	0	0	0	0	0	0	0	0	0
Four Rivers CMHC Total:	40	14,400	49	17,640	23	8,280	0	0	112	40,320
Kentucky River										
KNOTT										
Golden Years Rest Home	25	728	25	728	8	728	3	3	61	2,187
KNOTT County Total:	25	728	25	728	8	728	3	3	61	2,187

*CMHC - Community Mental Health Center

*SMI - Severe Mental Illness

*State Supp .- Supplementation for needy persons who are aged, blind or have a disability (KRS 205.245)

Table 2CC - Personal Care Bed Census & Inpatient Days

Residents With SMI Receiving State Supplementation

CMHC Region / County / Facility	18-34		35-64		65-84		85 & Older		Total	
	SMI State Supp. Census	SMI State Supp. Inpatient Days	SMI State Supp. Census	SMI State Supp. Inpatient Days	SMI State Supp. Census	SMI State Supp. Inpatient Days	SMI State Supp. Census	SMI State Supp. Inpatient Days	SMI & State Supp. Census	SMI & State Supp. Inpatient Days
OWSLEY										
Owsley County Health Care Center	0	0	0	0	0	0	0	0	0	0
OWSLEY County Total:	0	0	0	0	0	0	0	0	0	0
Kentucky River CMHC	25	728	25	728	8	728	3	3	61	2,187
Total:										
LifeSkills										
ALLEN										
Cornerstone Manor	12	2116	25	7444	14	1727	1	226	52	11,513
Scottsville Manor	1	365	15	4701	5	1825	0	0	21	6,891
ALLEN County Total:	13	2,481	40	12,145	19	3,552	1	226	73	18,404
BARREN										
NHC HealthCare, Glasgow	0	0	0	0	0	0	0	0	0	0
BARREN County Total:	0	0	0	0	0	0	0	0	0	0
EDMONSON										
Edmonson Center	0	0	0	0	2	411	0	0	2	411
EDMONSON County Total:	0	0	0	0	2	411	0	0	2	411
HART										
Hart County Manor	5	1395	34	10220	13	2900	0	0	52	14,515
HART County Total:	5	1,395	34	10,220	13	2,900	0	0	52	14,515
METCALFE										
Harpers Home for the Aged	0	0	0	0	0	0	0	0	0	0
Metcalfe Health Care Center	0	0	0	0	0	0	0	0	0	0
METCALFE County Total:	0	0	0	0	0	0	0	0	0	0

*CMHC - Community Mental Health Center

*SMI - Severe Mental Illness

*State Supp .- Supplementation for needy persons who are aged, blind or have a disability (KRS 205.245)

Table 2CC - Personal Care Bed Census & Inpatient Days

Residents With SMI Receiving State Supplementation

CMHC Region / County / Facility	18-34		35-64		65-84		85 & Older		Total	
	SMI State Supp. Census	SMI State Supp. Inpatient Days	SMI State Supp. Census	SMI State Supp. Inpatient Days	SMI State Supp. Census	SMI State Supp. Inpatient Days	SMI State Supp. Census	SMI State Supp. Inpatient Days	SMI & State Supp. Census	SMI & State Supp. Inpatient Days
SIMPSON										
Lewis Memorial Methodist Home	0	0	0	0	0	0	0	0	0	0
SIMPSON County Total:	0	0	0	0	0	0	0	0	0	0
WARREN										
Christian Health Center, Bowling Green	0	0	0	0	0	0	0	0	0	0
Fern Terrace of Bowling Green	2	533	49	16889	32	10655	0	0	83	28,077
The Haven At Massey Springs	0	0	0	0	0	0	0	0	0	0
WARREN County Total:	2	533	49	16,889	32	10,655	0	0	83	28,077
LifeSkills CMHC Total:	20	4,409	123	39,254	66	17,518	1	226	210	61,407
Mountain										
JOHNSON										
Venture Home of Paintsville	17	6189	52	18948	13	4745	1	357	83	30,239
JOHNSON County Total:	17	6,189	52	18,948	13	4,745	1	357	83	30,239
MAGOFFIN										
Salyersville Nursing and Rehabilitation Center	0	0	0	0	0	0	0	0	0	0
MAGOFFIN County Total:	0	0	0	0	0	0	0	0	0	0
PIKE										
Good Shepherd Community Nursing Center	0	0	0	0	0	0	0	0	0	0
PIKE County Total:	0	0	0	0	0	0	0	0	0	0

*CMHC - Community Mental Health Center

*SMI - Severe Mental Illness

*State Supp .- Supplementation for needy persons who are aged, blind or have a disability (KRS 205.245)

Table 2CC - Personal Care Bed Census & Inpatient Days

Residents With SMI Receiving State Supplementation

CMHC Region / County / Facility	18-34		35-64		65-84		85 & Older		Total	
	SMI State Supp. Census	SMI State Supp. Inpatient Days	SMI State Supp. Census	SMI State Supp. Inpatient Days	SMI State Supp. Census	SMI State Supp. Inpatient Days	SMI State Supp. Census	SMI State Supp. Inpatient Days	SMI & State Supp. Census	SMI & State Supp. Inpatient Days
Mountain CMHC Total:	17	6,189	52	18,948	13	4,745	1	357	83	30,239

NorthKey

BOONE										
Colonial Gardens	0	0	0	0	0	0	0	0	0	0
BOONE County Total:	0	0	0	0	0	0	0	0	0	0
CAMPBELL										
Carmel Manor	0	0	0	0	0	0	0	0	0	0
The Seasons at Alexandria	0	0	0	0	0	0	0	0	0	0
CAMPBELL County Total:	0	0	0	0	0	0	0	0	0	0
CARROLL										
Carrollton Manor	0	0	19	5462	9	2867	0	0	28	8,329
Valley Haven Rest Home	3	1095	28	10220	13	4745	0	0	44	16,060
CARROLL County Total:	3	1,095	47	15,682	22	7,612	0	0	72	24,389
GRANT										
Jonesville Rest Home	6	2190	19	6935	1	365	0	0	26	9,490
GRANT County Total:	6	2,190	19	6,935	1	365	0	0	26	9,490
KENTON										
Charter Senior Living of Edgewood	0	0	0	0	0	0	0	0	0	0
Covington Ladies Home	0	0	0	0	0	0	0	0	0	0
Emerald Trace	0	0	0	0	0	0	0	0	0	0
Ivy Knoll	0	0	0	0	0	0	0	0	0	0
Madonna Manor	0	0	0	0	0	0	0	0	0	0
Regency Manor	0	0	10	1681	5	1338	0	0	15	3,019
Regency Manor North	0	0	6	1746	11	2812	0	0	17	4,558

*CMHC - Community Mental Health Center

*SMI - Severe Mental Illness

*State Supp .- Supplementation for needy persons who are aged, blind or have a disability (KRS 205.245)

Table 2CC - Personal Care Bed Census & Inpatient Days

Residents With SMI Receiving State Supplementation

CMHC Region / County / Facility	18-34		35-64		65-84		85 & Older		Total	
	SMI State Supp. Census	SMI State Supp. Inpatient Days	SMI State Supp. Census	SMI State Supp. Inpatient Days	SMI State Supp. Census	SMI State Supp. Inpatient Days	SMI State Supp. Census	SMI State Supp. Inpatient Days	SMI & State Supp. Census	SMI & State Supp. Inpatient Days
St Charles Care Center	0	0	0	0	0	0	0	0	0	0
KENTON County Total:	0	0	16	3,427	16	4,150	0	0	32	7,577
PENDLETON										
Falmouth Personal Care Home	6	2190	19	6935	5	1825	0	0	30	10,950
The Front Gate	2	730	19	5316	2	730	0	0	23	6,776
PENDLETON County Total:	8	2,920	38	12,251	7	2,555	0	0	53	17,726
NorthKey CMHC Total:	17	6,205	120	38,295	46	14,682	0	0	183	59,182
Pathways										
BOYD										
Genesis Health of Ashland	9	9	18	18	6	6	0	0	33	33
Kings Daughters And Sons Home	0	0	0	0	0	0	0	0	0	0
BOYD County Total:	9	9	18	18	6	6	0	0	33	33
GREENUP										
Frasures Personal Care Home	26	7503	32	9012	12	2613	0	0	70	19,128
Morning Pointe of Russell	0	0	0	0	0	0	0	0	0	0
The Lantern At Morning	0	0	0	0	0	0	0	0	0	0
Pointe Alzheimers and Memory Care										
Trinity Station Retirement Community	0	0	0	0	0	0	0	0	0	0
GREENUP County Total:	26	7,503	32	9,012	12	2,613	0	0	70	19,128

*CMHC - Community Mental Health Center

*SMI - Severe Mental Illness

*State Supp .- Supplementation for needy persons who are aged, blind or have a disability (KRS 205.245)

Table 2CC - Personal Care Bed Census & Inpatient Days

Residents With SMI Receiving State Supplementation

CMHC Region / County / Facility	18-34		35-64		65-84		85 & Older		Total	
	SMI State Supp. Census	SMI State Supp. Inpatient Days	SMI State Supp. Census	SMI State Supp. Inpatient Days	SMI State Supp. Census	SMI State Supp. Inpatient Days	SMI State Supp. Census	SMI State Supp. Inpatient Days	SMI & State Supp. Census	SMI & State Supp. Inpatient Days
LAWRENCE										
The Jordan Center	0	0	0	0	0	0	0	0	0	0
LAWRENCE County Total:	0	0	0	0	0	0	0	0	0	0
MENIFEE										
Edgewood Estates	0	0	3	1095	0	0	0	0	3	1,095
MENIFEE County Total:	0	0	3	1,095	0	0	0	0	3	1,095
MONTGOMERY										
Regency Memory Care	0	0	0	0	0	0	0	0	0	0
MONTGOMERY County Total:	0	0	0	0	0	0	0	0	0	0
MORGAN										
West Liberty Nursing and Rehabilitation Center	0	0	0	0	0	0	0	0	0	0
MORGAN County Total:	0	0	0	0	0	0	0	0	0	0
Pathways CMHC Total:	35	7,512	53	10,125	18	2,619	0	0	106	20,256
Pennyroyal										
CALDWELL										
Highland Homes, Inc.	5	1825	66	24090	30	10220	0	0	101	36,135
CALDWELL County Total:	5	1,825	66	24,090	30	10,220	0	0	101	36,135
CHRISTIAN										
Christian County Manor	6	730	45	730	32	730	0	0	83	2,190
Christian Health Center, Hopkinsville	0	0	0	0	0	0	0	0	0	0
Pennyrile Home	1	304	24	6609	23	6233	0	0	48	13,146

*CMHC - Community Mental Health Center

*SMI - Severe Mental Illness

*State Supp .- Supplementation for needy persons who are aged, blind or have a disability (KRS 205.245)

Table 2CC - Personal Care Bed Census & Inpatient Days

Residents With SMI Receiving State Supplementation

CMHC Region / County / Facility	18-34		35-64		65-84		85 & Older		Total	
	SMI State Supp. Census	SMI State Supp. Inpatient Days	SMI State Supp. Census	SMI State Supp. Inpatient Days	SMI State Supp. Census	SMI State Supp. Inpatient Days	SMI State Supp. Census	SMI State Supp. Inpatient Days	SMI & State Supp. Census	SMI & State Supp. Inpatient Days
CHRISTIAN County Total:	7	1,034	69	7,339	55	6,963	0	0	131	15,336
HOPKINS										
The Homestead	12	3122	43	11150	14	3753	0	0	69	18,025
The Oaks PCH/Madisonville	7	2555	34	12410	10	3650	0	0	51	18,615
HOPKINS County Total:	19	5,677	77	23,560	24	7,403	0	0	120	36,640
MUHLENBERG										
Greenville Nursing and Rehabilitation	0	0	2	334	3	629	0	0	5	963
Sparks Nursing Center	2	137	14	3467	9	2250	1	365	26	6,219
MUHLENBERG County Total:	2	137	16	3,801	12	2,879	1	365	31	7,182
Total:										
Pennyroyal CMHC Total:	33	8,673	228	58,790	121	27,465	1	365	383	95,293
River Valley										
DAVIESS										
Chautauqua Health and Rehab	0	0	1	262	4	1295	0	0	5	1,557
Davco Rest Home	12	2413	49	14735	18	5374	0	0	79	22,522
Fern Terrace of Owensboro	0	0	17	4750	31	6608	1	243	49	11,601
DAVIESS County Total:	12	2,413	67	19,747	53	13,277	1	243	133	35,680
HANCOCK										
The Oaks PCH/Lewisport	20	20	43	43	1	1	0	0	64	64
HANCOCK County Total:	20	20	43	43	1	1	0	0	64	64
HENDERSON										
Cedarhurst of Henderson	0	0	0	0	0	0	0	0	0	0

*CMHC - Community Mental Health Center

*SMI - Severe Mental Illness

*State Supp. - Supplementation for needy persons who are aged, blind or have a disability (KRS 205.245)

Table 2CC - Personal Care Bed Census & Inpatient Days

Residents With SMI Receiving State Supplementation

CMHC Region / County / Facility	18-34		35-64		65-84		85 & Older		Total	
	SMI State Supp. Census	SMI State Supp. Inpatient Days	SMI State Supp. Census	SMI State Supp. Inpatient Days	SMI State Supp. Census	SMI State Supp. Inpatient Days	SMI State Supp. Census	SMI State Supp. Inpatient Days	SMI & State Supp. Census	SMI & State Supp. Inpatient Days
HENDERSON County Total:	0	0	0	0	0	0	0	0	0	0
MCLEAN										
Sunny Acres	3	180	24	5402	11	2426	0	0	38	8,008
MCLEAN County Total:	3	180	24	5,402	11	2,426	0	0	38	8,008
OHIO										
Beaver Dam Nursing and Rehab Center	0	0	5	1242	7	1840	0	0	12	3,082
OHIO County Total:	0	0	5	1,242	7	1,840	0	0	12	3,082
River Valley CMHC Total:	35	2,613	139	26,434	72	17,544	1	243	247	46,834
Seven Counties										
BULLITT										
Colonial House of Shepherdsville	2	730	51	18615	10	3650	0	0	63	22,995
BULLITT County Total:	2	730	51	18,615	10	3,650	0	0	63	22,995
JEFFERSON										
Anthology of Louisville	0	0	0	0	0	0	0	0	0	0
Barton House of Louisville 1	0	0	0	0	0	0	0	0	0	0
Belmont Village	0	0	0	0	0	0	0	0	0	0
Brookdale Stonestreet	0	0	0	0	0	0	0	0	0	0
Christian Health Center of Louisville	0	0	0	0	0	0	0	0	0	0
Eastern Star Home in KY	0	0	0	0	0	0	0	0	0	0
Forest Hills Commons	0	0	0	0	0	0	0	0	0	0

*CMHC - Community Mental Health Center

*SMI - Severe Mental Illness

*State Supp .- Supplementation for needy persons who are aged, blind or have a disability (KRS 205.245)

Table 2CC - Personal Care Bed Census & Inpatient Days

Residents With SMI Receiving State Supplementation

CMHC Region / County / Facility	18-34		35-64		65-84		85 & Older		Total	
	SMI State Supp. Census	SMI State Supp. Inpatient Days	SMI State Supp. Census	SMI State Supp. Inpatient Days	SMI State Supp. Census	SMI State Supp. Inpatient Days	SMI State Supp. Census	SMI State Supp. Inpatient Days	SMI & State Supp. Census	SMI & State Supp. Inpatient Days
Forest Springs Health Campus	0	0	0	0	0	0	0	0	0	0
Glen Ridge Health Campus	0	0	0	0	0	0	0	0	0	0
Hallmark House Louisville II	0	0	0	0	0	0	0	0	0	0
Heartsong Memory Care	0	0	0	0	0	0	0	0	0	0
Little Sisters of the Poor	0	0	0	0	0	0	0	0	0	0
Louisville Protestant Altenheim	0	0	0	0	0	0	0	0	0	0
Masonic Home of Louisville	0	0	0	0	0	0	0	0	0	0
Morning Pointe Of Louisville At South Hurstbourne	0	0	0	0	0	0	0	0	0	0
Nazareth Home	0	0	0	0	0	0	0	0	0	0
Nazareth Home Clifton	0	0	0	0	0	0	0	0	0	0
Park Louisville	0	0	0	0	0	0	0	0	0	0
Parrs at Springhurst	0	0	0	0	0	0	0	0	0	0
Rose Anna Hughes Home	0	0	0	0	0	0	0	0	0	0
Sunrise of Louisville	0	0	0	0	0	0	0	0	0	0
Symphony at Valley Farms	0	0	0	0	0	0	0	0	0	0
The Enclave of East Louisville	0	0	0	0	0	0	0	0	0	0
The Episcopal Church Home	0	0	0	0	0	0	0	0	0	0
The Forum at Brookside	0	0	0	0	0	0	0	0	0	0
The Lantern At Morning Pointe (Louisville)	0	0	0	0	0	0	0	0	0	0
The Legacy at English Station	0	0	0	0	0	0	0	0	0	0
The Springs at Stony Brook	0	0	0	0	4	4	61	61	65	65
The Willows at Springhurst	0	0	0	0	0	0	0	0	0	0

*CMHC - Community Mental Health Center

*SMI - Severe Mental Illness

*State Supp .- Supplementation for needy persons who are aged, blind or have a disability (KRS 205.245)

Table 2CC - Personal Care Bed Census & Inpatient Days

Residents With SMI Receiving State Supplementation

CMHC Region / County / Facility	18-34		35-64		65-84		85 & Older		Total	
	SMI State Supp. Census	SMI State Supp. Inpatient Days	SMI State Supp. Census	SMI State Supp. Inpatient Days	SMI State Supp. Census	SMI State Supp. Inpatient Days	SMI State Supp. Census	SMI State Supp. Inpatient Days	SMI & State Supp. Census	SMI & State Supp. Inpatient Days
Treyton Oaks Towers	0	0	0	0	0	0	0	0	0	0
Wesley Manor	0	0	0	0	0	0	0	0	0	0
Westport Place Health Campus	0	0	0	0	0	0	0	0	0	0
Wickshire Blankenbaker	0	0	0	0	0	0	0	0	0	0
JEFFERSON County Total:	0	0	0	0	4	4	61	61	65	65
SHELBY										
Colonial Hall Manor	3	175	34	8548	23	5468	0	0	60	14,191
Masonic Home of Shelbyville	0	0	0	0	0	0	0	0	0	0
Shelby Farms Senior Living	0	0	0	0	0	0	0	0	0	0
SHELBY County Total:	3	175	34	8,548	23	5,468	0	0	60	14,191
Seven Counties CMHC Total:	5	905	85	27,163	37	9,122	61	61	188	37,251
State Total	259	58,320	1,206	333,931	518	137,739	77	4,034	2,060	534,024

*CMHC - Community Mental Health Center

*SMI - Severe Mental Illness

*State Supp .- Supplementation for needy persons who are aged, blind or have a disability (KRS 205.245)

2022 ANNUAL KENTUCKY LONG TERM CARE UTILIZATION AND SERVICE REPORT

Table 2D - Personal Care Bed Census With SMI by Gender & Ages 18 - 64

CMHC Region / County / Facility	18-34				35-64			
	Male SMI Census	Male SMI Inpatient Days	Female SMI Census	Female SMI Inpatient Days	Male SMI Census	Male SMI Inpatient Days	Female SMI Census	Female SMI Inpatient Days
Adanta								
MCCREARY								
Cumberland Manor Rest Home	2	730	0	0	36	8496	18	4101
MCCREARY County Total:	2	730	0	0	36	8,496	18	4,101
PULASKI								
Bluegrass Senior Living Somerset	0	0	0	0	0	0	0	0
Crestview Personal Care	0	0	0	0	4	1189	6	1687
PULASKI County Total:	0	0	0	0	4	1,189	6	1,687
TAYLOR								
Bluegrass Way	0	0	0	0	0	0	0	0
TAYLOR County Total:	0	0	0	0	0	0	0	0
WAYNE								
Dishman Personal Care Home	0	0	1	365	14	4562	9	2621
Hicks Golden Years Nursing Home	0	0	0	0	0	0	0	0
WAYNE County Total:	0	0	1	365	14	4,562	9	2,621
Adanta CMHC Total:	2	730	1	365	54	14,247	33	8,409

*CMHC - Community Mental Health Center

*SMI - Severe Mental Illness

2022 ANNUAL KENTUCKY LONG TERM CARE UTILIZATION AND SERVICE REPORT

Table 2D - Personal Care Bed Census With SMI by Gender & Ages 18 - 64

CMHC Region / County / Facility	18-34				35-64			
	Male SMI Census	Male SMI Inpatient Days	Female SMI Census	Female SMI Inpatient Days	Male SMI Census	Male SMI Inpatient Days	Female SMI Census	Female SMI Inpatient Days
Bluegrass								
BOURBON								
Bourbon Heights	0	0	0	0	0	0	0	0
BOURBON County Total:	0	0	0	0	0	0	0	0
BOYLE								
McDowell Place of Danville	0	0	0	0	0	0	0	0
Morning Pointe of Danville	0	0	0	0	0	0	0	0
Walkers Trail Senior Living	0	0	0	0	0	0	0	0
BOYLE County Total:	0	0	0	0	0	0	0	0
ESTILL								
Irvine Nursing and Rehabilitation	0	0	0	0	0	0	0	0
ESTILL County Total:	0	0	0	0	0	0	0	0
FAYETTE								
Cedarhurst of Beaumont	0	0	0	0	0	0	0	0
Central KY Recovery Center Unit 2	8	1524	8	611	12	1555	8	919
Legacy Reserve at Fritz Farm	0	0	0	0	0	0	0	0
Lexington Country Place	0	0	0	0	0	0	0	0

*CMHC - Community Mental Health Center

*SMI - Severe Mental Illness

2022 ANNUAL KENTUCKY LONG TERM CARE UTILIZATION AND SERVICE REPORT

Table 2D - Personal Care Bed Census With SMI by Gender & Ages 18 - 64

CMHC Region / County / Facility	18-34				35-64			
	Male SMI Census	Male SMI Inpatient Days	Female SMI Census	Female SMI Inpatient Days	Male SMI Census	Male SMI Inpatient Days	Female SMI Census	Female SMI Inpatient Days
Mayfair Village Retirement Center	0	0	0	0	0	0	0	0
Morning Pointe of Lexington East	0	0	0	0	0	0	0	0
Richmond Place Senior Living	0	0	0	0	0	0	0	0
Signature Healthcare At Tanbark Rehab	0	0	0	0	0	0	0	0
The Breckinridge	0	0	0	0	0	0	0	0
The Lantern at Morning Pointe	0	0	0	0	0	0	0	0
The Legacy at the Willows	0	0	0	0	0	0	0	0
The Willows at Fritz Farm	0	0	0	0	0	0	0	0
The Willows at Hamburg	0	0	0	0	0	0	0	0
Willows at Citation	0	0	0	0	0	0	0	0
FAYETTE County Total:	8	1,524	8	611	12	1,555	8	919
FRANKLIN								
Dominion Senior Living of Frankfort	0	0	0	0	0	0	0	0
Morning Pointe of Frankfort	0	0	0	0	0	0	0	0
The Lantern at Morning Pointe of Frankfort	0	0	0	0	0	0	0	0
FRANKLIN County Total:	0	0	0	0	0	0	0	0

*CMHC - Community Mental Health Center

*SMI - Severe Mental Illness

2022 ANNUAL KENTUCKY LONG TERM CARE UTILIZATION AND SERVICE REPORT

Table 2D - Personal Care Bed Census With SMI by Gender & Ages 18 - 64

CMHC Region / County / Facility	18-34				35-64			
	Male SMI Census	Male SMI Inpatient Days	Female SMI Census	Female SMI Inpatient Days	Male SMI Census	Male SMI Inpatient Days	Female SMI Census	Female SMI Inpatient Days
HARRISON								
Cedar Ridge Health Campus	0	0	0	0	0	0	0	0
Parkside Manor	0	0	0	0	16	4307	5	1525
Shady Lawn	9	1160	5	697	45	10040	26	5583
HARRISON County Total:	9	1,160	5	697	61	14,347	31	7,108
JESSAMINE								
Bridgepointe At Ashgrove Woods	0	0	0	0	0	0	0	0
Cedarhurst of Nicholasville	0	0	0	0	0	0	0	0
Rose Terrace Lodge	0	0	1	146	9	2920	9	3245
Wesley Village	0	0	0	0	0	0	0	0
JESSAMINE County Total:	0	0	1	146	9	2,920	9	3,245
LINCOLN								
Waynesburg Manor	0	0	0	0	8	989	6	1460
LINCOLN County Total:	0	0	0	0	8	989	6	1,460
MADISON								
Dominion Senior Living of Richmond	0	0	0	0	0	0	0	0
Morning Pointe of Richmond	0	0	0	0	0	0	0	0

*CMHC - Community Mental Health Center

*SMI - Severe Mental Illness

2022 ANNUAL KENTUCKY LONG TERM CARE UTILIZATION AND SERVICE REPORT

Table 2D - Personal Care Bed Census With SMI by Gender & Ages 18 - 64

CMHC Region / County / Facility	18-34				35-64			
	Male SMI Census	Male SMI Inpatient Days	Female SMI Census	Female SMI Inpatient Days	Male SMI Census	Male SMI Inpatient Days	Female SMI Census	Female SMI Inpatient Days
Telford Terrace	0	0	0	0	0	0	0	0
MADISON County Total:	0	0	0	0	0	0	0	0
MERCER								
The Willows at Harrodsburg	0	0	0	0	0	0	0	0
MERCER County Total:	0	0	0	0	0	0	0	0
POWELL								
Stanton Nursing and Rehabilitation Center	0	0	0	0	0	0	0	0
POWELL County Total:	0	0	0	0	0	0	0	0
SCOTT								
The Meadows At Windsor Gardens	0	0	0	0	0	0	0	0
SCOTT County Total:	0	0	0	0	0	0	0	0
WOODFORD								
Daisy Hill Senior Living	0	0	0	0	0	0	0	0
Taylor Manor Nursing Home	0	0	0	0	0	0	0	0
The Homeplace At Midway	0	0	0	0	0	0	0	0
WOODFORD County Total:	0	0	0	0	0	0	0	0
Bluegrass CMHC Total:	17	2,684	14	1,454	90	19,811	54	12,732

*CMHC - Community Mental Health Center

*SMI - Severe Mental Illness

2022 ANNUAL KENTUCKY LONG TERM CARE UTILIZATION AND SERVICE REPORT

Table 2D - Personal Care Bed Census With SMI by Gender & Ages 18 - 64

CMHC Region / County / Facility	18-34				35-64			
	Male SMI Census	Male SMI Inpatient Days	Female SMI Census	Female SMI Inpatient Days	Male SMI Census	Male SMI Inpatient Days	Female SMI Census	Female SMI Inpatient Days
Communicare								
GRAYSON								
Grayson Nursing and Rehabilitation	0	0	0	0	0	0	0	0
GRAYSON County Total:	0	0	0	0	0	0	0	0
HARDIN								
Helmwood Healthcare Center	0	0	0	0	0	0	0	0
Peridot Senior Living	0	0	0	0	0	0	0	0
Signature Healthcare at North Hardin Rehab	0	0	0	0	0	0	0	0
HARDIN County Total:	0	0	0	0	0	0	0	0
MARION								
Loretto Motherhouse Infirmary	0	0	0	0	0	0	0	0
The Village of Lebanon II	0	0	0	0	0	0	0	0
MARION County Total:	0	0	0	0	0	0	0	0
NELSON								
Windsor Gardens CCRC	0	0	0	0	0	0	0	0
NELSON County Total:	0	0	0	0	0	0	0	0

*CMHC - Community Mental Health Center

*SMI - Severe Mental Illness

2022 ANNUAL KENTUCKY LONG TERM CARE UTILIZATION AND SERVICE REPORT

Table 2D - Personal Care Bed Census With SMI by Gender & Ages 18 - 64

CMHC Region / County / Facility	18-34				35-64			
	Male SMI Census	Male SMI Inpatient Days	Female SMI Census	Female SMI Inpatient Days	Male SMI Census	Male SMI Inpatient Days	Female SMI Census	Female SMI Inpatient Days
WASHINGTON								
Sansbury Care Center	0	0	0	0	0	0	0	0
WASHINGTON County Total:	0	0	0	0	0	0	0	0
Communicare CMHC Total:	0	0	0	0	0	0	0	0
Comprehend								
LEWIS								
Vanceburg Rehabilitation and Care	0	0	0	0	0	0	0	0
LEWIS County Total:	0	0	0	0	0	0	0	0
Comprehend CMHC Total:	0	0	0	0	0	0	0	0
Cumberland River								
BELL								
Generations Center of Middlesboro	2	730	5	1825	32	11680	39	14235
BELL County Total:	2	730	5	1,825	32	11,680	39	14,235
HARLAN								
The Laurels	0	0	0	0	30	10950	24	8760
HARLAN County Total:	0	0	0	0	30	10,950	24	8,760

*CMHC - Community Mental Health Center

*SMI - Severe Mental Illness

2022 ANNUAL KENTUCKY LONG TERM CARE UTILIZATION AND SERVICE REPORT

Table 2D - Personal Care Bed Census With SMI by Gender & Ages 18 - 64

CMHC Region / County / Facility	18-34				35-64			
	Male SMI Census	Male SMI Inpatient Days	Female SMI Census	Female SMI Inpatient Days	Male SMI Census	Male SMI Inpatient Days	Female SMI Census	Female SMI Inpatient Days
KNOX								
Christian Health Center - Corbin	0	0	0	0	0	0	0	0
KNOX County Total:	0	0	0	0	0	0	0	0
Cumberland River CMHC Total:	2	730	5	1,825	62	22,630	63	22,995
Four Rivers								
CALLOWAY								
Gardens At Hickory Woods	0	0	0	0	0	0	0	0
CALLOWAY County Total:	0	0	0	0	0	0	0	0
CARLISLE								
Countryside Center	0	0	0	0	0	0	0	0
CARLISLE County Total:	0	0	0	0	0	0	0	0
GRAVES								
Fern Terrace of Mayfield	15	5400	25	9000	36	12960	19	6840
GRAVES County Total:	15	5,400	25	9,000	36	12,960	19	6,840

*CMHC - Community Mental Health Center

*SMI - Severe Mental Illness

2022 ANNUAL KENTUCKY LONG TERM CARE UTILIZATION AND SERVICE REPORT

Table 2D - Personal Care Bed Census With SMI by Gender & Ages 18 - 64

CMHC Region / County / Facility	18-34				35-64			
	Male SMI Census	Male SMI Inpatient Days	Female SMI Census	Female SMI Inpatient Days	Male SMI Census	Male SMI Inpatient Days	Female SMI Census	Female SMI Inpatient Days
HICKMAN								
Clinton Hickman County Nursing Facility	0	0	0	0	0	0	0	0
Clinton Place	0	0	0	0	0	0	0	0
HICKMAN County Total:	0	0	0	0	0	0	0	0
MCCRACKEN								
Gaither Suites at West Park	0	0	0	0	0	0	0	0
MCCRACKEN County Total:	0	0	0	0	0	0	0	0
Four Rivers CMHC Total:	15	5,400	25	9,000	36	12,960	19	6,840
Kentucky River								
KNOTT								
Golden Years Rest Home	21	364	20	364	39	364	15	364
KNOTT County Total:	21	364	20	364	39	364	15	364
OWSLEY								
Owsley County Health Care Center	0	0	0	0	0	0	0	0
OWSLEY County Total:	0	0	0	0	0	0	0	0
Kentucky River CMHC Total:	21	364	20	364	39	364	15	364

*CMHC - Community Mental Health Center

*SMI - Severe Mental Illness

2022 ANNUAL KENTUCKY LONG TERM CARE UTILIZATION AND SERVICE REPORT

Table 2D - Personal Care Bed Census With SMI by Gender & Ages 18 - 64

CMHC Region / County / Facility	18-34				35-64			
	Male SMI Census	Male SMI Inpatient Days	Female SMI Census	Female SMI Inpatient Days	Male SMI Census	Male SMI Inpatient Days	Female SMI Census	Female SMI Inpatient Days
LifeSkills								
ALLEN								
Cornerstone Manor	9	1825	3	291	19	6036	6	1408
Scottsville Manor	1	365	1	365	13	3560	11	3461
ALLEN County Total:	10	2,190	4	656	32	9,596	17	4,869
BARREN								
NHC HealthCare, Glasgow	0	0	0	0	0	0	0	0
BARREN County Total:	0	0	0	0	0	0	0	0
EDMONSON								
Edmonson Center	0	0	0	0	0	0	0	0
EDMONSON County Total:	0	0	0	0	0	0	0	0
HART								
Hart County Manor	3	870	3	710	18	5400	18	5400
HART County Total:	3	870	3	710	18	5,400	18	5,400
METCALFE								
Harpers Home for the Aged	0	0	0	0	0	0	0	0
Metcalf Health Care Center	0	0	0	0	0	0	0	0
METCALFE County Total:	0	0	0	0	0	0	0	0

*CMHC - Community Mental Health Center

*SMI - Severe Mental Illness

2022 ANNUAL KENTUCKY LONG TERM CARE UTILIZATION AND SERVICE REPORT

Table 2D - Personal Care Bed Census With SMI by Gender & Ages 18 - 64

CMHC Region / County / Facility	18-34				35-64			
	Male SMI Census	Male SMI Inpatient Days	Female SMI Census	Female SMI Inpatient Days	Male SMI Census	Male SMI Inpatient Days	Female SMI Census	Female SMI Inpatient Days
SIMPSON								
Lewis Memorial Methodist Home	0	0	0	0	0	0	1	365
SIMPSON County Total:	0	0	0	0	0	0	1	365
WARREN								
Christian Health Center, Bowling Green	0	0	0	0	0	0	0	0
Fern Terrace of Bowling Green	1	306	1	227	37	13098	18	5842
The Haven At Massey Springs	0	0	0	0	0	0	0	0
WARREN County Total:	1	306	1	227	37	13,098	18	5,842
LifeSkills CMHC Total:	14	3,366	8	1,593	87	28,094	54	16,476
Mountain								
JOHNSON								
Venture Home of Paintsville	12	4364	5	1825	30	10950	23	8363
JOHNSON County Total:	12	4,364	5	1,825	30	10,950	23	8,363
MAGOFFIN								
Salyersville Nursing and Rehabilitation Center	0	0	0	0	0	0	0	0
MAGOFFIN County Total:	0	0	0	0	0	0	0	0

*CMHC - Community Mental Health Center

*SMI - Severe Mental Illness

2022 ANNUAL KENTUCKY LONG TERM CARE UTILIZATION AND SERVICE REPORT

Table 2D - Personal Care Bed Census With SMI by Gender & Ages 18 - 64

CMHC Region / County / Facility	18-34				35-64			
	Male SMI Census	Male SMI Inpatient Days	Female SMI Census	Female SMI Inpatient Days	Male SMI Census	Male SMI Inpatient Days	Female SMI Census	Female SMI Inpatient Days
PIKE								
Good Shepherd Community Nursing Center	0	0	0	0	0	0	0	0
PIKE County Total:	0	0	0	0	0	0	0	0
Mountain CMHC Total:	12	4,364	5	1,825	30	10,950	23	8,363
NorthKey								
BOONE								
Colonial Gardens	0	0	0	0	0	0	0	0
BOONE County Total:	0	0	0	0	0	0	0	0
CAMPBELL								
Carmel Manor	0	0	0	0	0	0	0	0
The Seasons at Alexandria	0	0	0	0	0	0	0	0
CAMPBELL County Total:	0	0	0	0	0	0	0	0
CARROLL								
Carrollton Manor	0	0	0	0	17	5097	6	1825
Valley Haven Rest Home	3	1095	0	0	33	12045	0	0
CARROLL County Total:	3	1,095	0	0	50	17,142	6	1,825

*CMHC - Community Mental Health Center

*SMI - Severe Mental Illness

2022 ANNUAL KENTUCKY LONG TERM CARE UTILIZATION AND SERVICE REPORT

Table 2D - Personal Care Bed Census With SMI by Gender & Ages 18 - 64

CMHC Region / County / Facility	18-34				35-64			
	Male SMI Census	Male SMI Inpatient Days	Female SMI Census	Female SMI Inpatient Days	Male SMI Census	Male SMI Inpatient Days	Female SMI Census	Female SMI Inpatient Days
GRANT								
Jonesville Rest Home	4	1460	2	730	13	4745	6	2190
GRANT County Total:	4	1,460	2	730	13	4,745	6	2,190
KENTON								
Charter Senior Living of Edgewood	0	0	0	0	0	0	0	0
Covington Ladies Home	0	0	0	0	0	0	0	0
Emerald Trace	0	0	0	0	0	0	0	0
Ivy Knoll	0	0	0	0	1	134	0	0
Madonna Manor	0	0	0	0	0	0	0	0
Regency Manor	0	0	0	0	2	610	4	1071
Regency Manor North	0	0	0	0	3	873	3	873
St Charles Care Center	0	0	0	0	0	0	0	0
KENTON County Total:	0	0	0	0	6	1,617	7	1,944
PENDLETON								
Falmouth Personal Care Home	6	2190	0	0	12	4380	7	2555

*CMHC - Community Mental Health Center

*SMI - Severe Mental Illness

2022 ANNUAL KENTUCKY LONG TERM CARE UTILIZATION AND SERVICE REPORT

Table 2D - Personal Care Bed Census With SMI by Gender & Ages 18 - 64

CMHC Region / County / Facility	18-34				35-64			
	Male SMI Census	Male SMI Inpatient Days	Female SMI Census	Female SMI Inpatient Days	Male SMI Census	Male SMI Inpatient Days	Female SMI Census	Female SMI Inpatient Days
The Front Gate	0	0	2	730	13	3126	6	2190
PENDLETON County Total:	6	2,190	2	730	25	7,506	13	4,745
NorthKey CMHC Total:	13	4,745	4	1,460	94	31,010	32	10,704
Pathways								
BOYD								
Genesis Health of Ashland	5	1825	4	1460	9	3285	9	3285
Kings Daughters And Sons Home	0	0	0	0	0	0	0	0
BOYD County Total:	5	1,825	4	1,460	9	3,285	9	3,285
GREENUP								
Frasures Personal Care Home	14	3912	12	3591	20	5287	13	4090
Morning Pointe of Russell	0	0	0	0	0	0	0	0
The Lantern At Morning Pointe Alzheimers and Memory Care	0	0	0	0	0	0	0	0
Trinity Station Retirement Community	0	0	0	0	0	0	0	0
GREENUP County Total:	14	3,912	12	3,591	20	5,287	13	4,090

*CMHC - Community Mental Health Center

*SMI - Severe Mental Illness

2022 ANNUAL KENTUCKY LONG TERM CARE UTILIZATION AND SERVICE REPORT

Table 2D - Personal Care Bed Census With SMI by Gender & Ages 18 - 64

CMHC Region / County / Facility	18-34				35-64			
	Male SMI Census	Male SMI Inpatient Days	Female SMI Census	Female SMI Inpatient Days	Male SMI Census	Male SMI Inpatient Days	Female SMI Census	Female SMI Inpatient Days
LAWRENCE								
The Jordan Center	0	0	0	0	0	0	0	0
LAWRENCE County Total:	0	0	0	0	0	0	0	0
MENIFEE								
Edgewood Estates	0	0	0	0	2	730	1	365
MENIFEE County Total:	0	0	0	0	2	730	1	365
MONTGOMERY								
Regency Memory Care	0	0	0	0	0	0	0	0
MONTGOMERY County Total:	0	0	0	0	0	0	0	0
MORGAN								
West Liberty Nursing and Rehabilitation Center	0	0	0	0	0	0	0	0
MORGAN County Total:	0	0	0	0	0	0	0	0
Pathways CMHC Total:	19	5,737	16	5,051	31	9,302	23	7,740
Pennyroyal								
CALDWELL								
Highland Homes, Inc.	3	1095	2	730	36	13140	30	10950
CALDWELL County Total:	3	1,095	2	730	36	13,140	30	10,950

*CMHC - Community Mental Health Center

*SMI - Severe Mental Illness

2022 ANNUAL KENTUCKY LONG TERM CARE UTILIZATION AND SERVICE REPORT

Table 2D - Personal Care Bed Census With SMI by Gender & Ages 18 - 64

CMHC Region / County / Facility	18-34				35-64			
	Male SMI Census	Male SMI Inpatient Days	Female SMI Census	Female SMI Inpatient Days	Male SMI Census	Male SMI Inpatient Days	Female SMI Census	Female SMI Inpatient Days
CHRISTIAN								
Christian County Manor	5	365	1	365	25	365	20	365
Christian Health Center, Hopkinsville	0	0	0	0	0	0	0	0
Pennyrile Home	1	304	0	0	14	4760	13	3310
CHRISTIAN County Total:	6	669	1	365	39	5,125	33	3,675
HOPKINS								
The Homestead	8	2049	5	1281	23	6149	23	5892
The Oaks PCH/Madisonville	4	1460	3	1095	22	8030	12	4380
HOPKINS County Total:	12	3,509	8	2,376	45	14,179	35	10,272
MUHLENBERG								
Greenville Nursing and Rehabilitation	0	0	0	0	1	116	1	218
Sparks Nursing Center	1	83	1	54	10	2220	4	1247
MUHLENBERG County Total:	1	83	1	54	11	2,336	5	1,465
Pennyroyal CMHC Total:	22	5,356	12	3,525	131	34,780	103	26,362
River Valley								
DAVISS								
Chautauqua Health and Rehab	0	0	0	0	0	0	1	262

*CMHC - Community Mental Health Center

*SMI - Severe Mental Illness

2022 ANNUAL KENTUCKY LONG TERM CARE UTILIZATION AND SERVICE REPORT

Table 2D - Personal Care Bed Census With SMI by Gender & Ages 18 - 64

CMHC Region / County / Facility	18-34				35-64			
	Male SMI Census	Male SMI Inpatient Days	Female SMI Census	Female SMI Inpatient Days	Male SMI Census	Male SMI Inpatient Days	Female SMI Census	Female SMI Inpatient Days
Davco Rest Home	8	1495	5	1551	34	11257	26	8106
Fern Terrace of Owensboro	0	0	0	0	10	3023	12	2925
DAVIESS County Total:	8	1,495	5	1,551	44	14,280	39	11,293
HANCOCK								
The Oaks PCH/Lewisport	16	16	4	4	39	39	4	4
HANCOCK County Total:	16	16	4	4	39	39	4	4
HENDERSON								
Cedarhurst of Henderson	0	0	0	0	0	0	0	0
HENDERSON County Total:	0	0	0	0	0	0	0	0
MCLEAN								
Sunny Acres	3	180	0	0	17	3784	7	1618
MCLEAN County Total:	3	180	0	0	17	3,784	7	1,618
OHIO								
Beaver Dam Nursing and Rehab Center	0	0	0	0	8	2026	1	51
OHIO County Total:	0	0	0	0	8	2,026	1	51
River Valley CMHC Total:	27	1,691	9	1,555	108	20,129	51	12,966

*CMHC - Community Mental Health Center

*SMI - Severe Mental Illness

2022 ANNUAL KENTUCKY LONG TERM CARE UTILIZATION AND SERVICE REPORT

Table 2D - Personal Care Bed Census With SMI by Gender & Ages 18 - 64

CMHC Region / County / Facility	18-34				35-64			
	Male SMI Census	Male SMI Inpatient Days	Female SMI Census	Female SMI Inpatient Days	Male SMI Census	Male SMI Inpatient Days	Female SMI Census	Female SMI Inpatient Days
Seven Counties								
BULLITT								
Colonial House of Shepherdsville	2	730	0	0	29	10585	25	9125
BULLITT County Total:	2	730	0	0	29	10,585	25	9,125
JEFFERSON								
Anthology of Louisville	0	0	0	0	0	0	0	0
Barton House of Louisville 1	0	0	0	0	0	0	0	0
Belmont Village	0	0	0	0	0	0	0	0
Brookdale Stonestreet	0	0	0	0	0	0	0	0
Christian Health Center of Louisville	0	0	0	0	0	0	0	0
Eastern Star Home in KY	0	0	0	0	0	0	1	201
Forest Hills Commons	0	0	0	0	0	0	0	0
Forest Springs Health Campus	0	0	0	0	0	0	0	0
Glen Ridge Health Campus	0	0	0	0	0	0	0	0
Hallmark House Louisville II	0	0	0	0	0	0	0	0
Heartsong Memory Care	0	0	0	0	0	0	0	0
Little Sisters of the Poor	0	0	0	0	0	0	0	0

*CMHC - Community Mental Health Center

*SMI - Severe Mental Illness

2022 ANNUAL KENTUCKY LONG TERM CARE UTILIZATION AND SERVICE REPORT

Table 2D - Personal Care Bed Census With SMI by Gender & Ages 18 - 64

CMHC Region / County / Facility	18-34				35-64			
	Male SMI Census	Male SMI Inpatient Days	Female SMI Census	Female SMI Inpatient Days	Male SMI Census	Male SMI Inpatient Days	Female SMI Census	Female SMI Inpatient Days
Louisville Protestant Altenheim	0	0	0	0	0	0	0	0
Masonic Home of Louisville	0	0	0	0	0	0	0	0
Morning Pointe Of Louisville At South Hurstbourne	0	0	0	0	0	0	1	365
Nazareth Home	0	0	0	0	0	0	0	0
Nazareth Home Clifton	0	0	0	0	0	0	0	0
Park Louisville	0	0	0	0	0	0	0	0
Parrs at Springhurst	0	0	0	0	0	0	0	0
Rose Anna Hughes Home	0	0	0	0	0	0	0	0
Sunrise of Louisville	0	0	0	0	0	0	0	0
Symphony at Valley Farms	0	0	0	0	0	0	0	0
The Enclave of East Louisville	0	0	0	0	0	0	0	0
The Episcopal Church Home	0	0	0	0	0	0	0	0
The Forum at Brookside	0	0	0	0	0	0	0	0
The Lantern At Morning Pointe (Louisville)	0	0	0	0	0	0	0	0
The Legacy at English Station	0	0	0	0	0	0	0	0
The Springs at Stony Brook	0	0	0	0	0	0	0	0

*CMHC - Community Mental Health Center

*SMI - Severe Mental Illness

2022 ANNUAL KENTUCKY LONG TERM CARE UTILIZATION AND SERVICE REPORT

Table 2D - Personal Care Bed Census With SMI by Gender & Ages 18 - 64

CMHC Region / County / Facility	18-34				35-64			
	Male SMI Census	Male SMI Inpatient Days	Female SMI Census	Female SMI Inpatient Days	Male SMI Census	Male SMI Inpatient Days	Female SMI Census	Female SMI Inpatient Days
The Willows at Springhurst	0	0	0	0	0	0	0	0
Treyton Oaks Towers	0	0	0	0	0	0	0	0
Wesley Manor	0	0	0	0	0	0	0	0
Westport Place Health Campus	0	0	0	0	0	0	0	0
Wickshire Blankenbaker	0	0	0	0	0	0	0	0
JEFFERSON County Total:	0	0	0	0	0	0	2	566
SHELBY								
Colonial Hall Manor	5	329	1	8	30	6881	14	3637
Masonic Home of Shelbyville	0	0	0	0	0	0	0	0
Shelby Farms Senior Living	0	0	0	0	0	0	0	0
SHELBY County Total:	5	329	1	8	30	6,881	14	3,637
Seven Counties CMHC Total:	7	1,059	1	8	59	17,466	41	13,328
Statewide Total	171	36,226	120	28,025	821	221,743	511	147,279

*CMHC - Community Mental Health Center

*SMI - Severe Mental Illness

2022 ANNUAL KENTUCKY LONG TERM CARE UTILIZATION AND SERVICE REPORT

Table 2DD - Personal Care Bed Census by Gender & Ages 18 - 64

Patients With SMI Receiving State Supplementation

CMHC Region / County / Facility	18-34				35-64			
	Male SMI State Supp Census	Male SMI State Supp Inpatient Days	Female SMI State Supp Census	Female SMI State Supp Inpatient Days	Male SMI State Supp Census	Male SMI State Supp Inpatient Days	Female SMI State Supp Census	Female SMI State Supp Inpatient Days
Adanta								
MCCREARY								
Cumberland Manor Rest Home	2	730	0	0	34	7766	17	3736
MCCREARY County Total:	2	730	0	0	34	7,766	17	3,736
PULASKI								
Bluegrass Senior Living Somerset	0	0	0	0	0	0	0	0
Crestview Personal Care	0	0	0	0	4	1189	6	1687
PULASKI County Total:	0	0	0	0	4	1,189	6	1,687
TAYLOR								
Bluegrass Way	0	0	0	0	0	0	0	0
TAYLOR County Total:	0	0	0	0	0	0	0	0
WAYNE								
Dishman Personal Care Home	0	0	1	365	14	4562	9	2621
Hicks Golden Years Nursing Home	0	0	0	0	0	0	0	0
WAYNE County Total:	0	0	1	365	14	4,562	9	2,621
Adanta CMHC Total:	2	730	1	365	52	13,517	32	8,044

*CMHC - Community Mental Health Center

*SMI - Severe Mental Illness

*State Supp - Supplementation for needy persons who are aged, blind or have a disability (KRS 205.245)

2022 ANNUAL KENTUCKY LONG TERM CARE UTILIZATION AND SERVICE REPORT

Table 2DD - Personal Care Bed Census by Gender & Ages 18 - 64

Patients With SMI Receiving State Supplementation

CMHC Region / County / Facility	18-34				35-64			
	Male SMI State Supp Census	Male SMI State Supp Inpatient Days	Female SMI State Supp Census	Female SMI State Supp Inpatient Days	Male SMI State Supp Census	Male SMI State Supp Inpatient Days	Female SMI State Supp Census	Female SMI State Supp Inpatient Days
Bluegrass								
BOURBON								
Bourbon Heights	0	0	0	0	0	0	0	0
BOURBON County Total:	0	0	0	0	0	0	0	0
BOYLE								
McDowell Place of Danville	0	0	0	0	0	0	0	0
Morning Pointe of Danville	0	0	0	0	0	0	0	0
Walkers Trail Senior Living	0	0	0	0	0	0	0	0
BOYLE County Total:	0	0	0	0	0	0	0	0
ESTILL								
Irvine Nursing and Rehabilitation	0	0	0	0	0	0	0	0
ESTILL County Total:	0	0	0	0	0	0	0	0
FAYETTE								
Cedarhurst of Beaumont	0	0	0	0	0	0	0	0
Central KY Recovery Center Unit 2	4	729	3	304	5	747	3	271
Legacy Reserve at Fritz Farm	0	0	0	0	0	0	0	0
Lexington Country Place	0	0	0	0	0	0	0	0
Mayfair Village Retirement Center	0	0	0	0	0	0	0	0

*CMHC - Community Mental Health Center

*SMI - Severe Mental Illness

*State Supp - Supplementation for needy persons who are aged, blind or have a disability (KRS 205.245)

2022 ANNUAL KENTUCKY LONG TERM CARE UTILIZATION AND SERVICE REPORT

Table 2DD - Personal Care Bed Census by Gender & Ages 18 - 64

Patients With SMI Receiving State Supplementation

CMHC Region / County / Facility	18-34				35-64			
	Male SMI State Supp Census	Male SMI State Supp Inpatient Days	Female SMI State Supp Census	Female SMI State Supp Inpatient Days	Male SMI State Supp Census	Male SMI State Supp Inpatient Days	Female SMI State Supp Census	Female SMI State Supp Inpatient Days
Morning Pointe of Lexington East	0	0	0	0	0	0	0	0
Richmond Place Senior Living	0	0	0	0	0	0	0	0
Signature Healthcare At Tanbark Rehab	0	0	0	0	0	0	0	0
The Breckinridge	0	0	0	0	0	0	0	0
The Lantern at Morning Pointe	0	0	0	0	0	0	0	0
The Legacy at the Willows	0	0	0	0	0	0	0	0
The Willows at Fritz Farm	0	0	0	0	0	0	0	0
The Willows at Hamburg	0	0	0	0	0	0	0	0
Willows at Citation	0	0	0	0	0	0	0	0
FAYETTE County Total:	4	729	3	304	5	747	3	271
FRANKLIN								
Dominion Senior Living of Frankfort	0	0	0	0	0	0	0	0
Morning Pointe of Frankfort	0	0	0	0	0	0	0	0
The Lantern at Morning Pointe of Frankfort	0	0	0	0	0	0	0	0
FRANKLIN County Total:	0	0	0	0	0	0	0	0
HARRISON								
Cedar Ridge Health Campus	0	0	0	0	0	0	0	0

*CMHC - Community Mental Health Center

*SMI - Severe Mental Illness

*State Supp - Supplementation for needy persons who are aged, blind or have a disability (KRS 205.245)

2022 ANNUAL KENTUCKY LONG TERM CARE UTILIZATION AND SERVICE REPORT

Table 2DD - Personal Care Bed Census by Gender & Ages 18 - 64

Patients With SMI Receiving State Supplementation

CMHC Region / County / Facility	18-34				35-64			
	Male SMI State Supp Census	Male SMI State Supp Inpatient Days	Female SMI State Supp Census	Female SMI State Supp Inpatient Days	Male SMI State Supp Census	Male SMI State Supp Inpatient Days	Female SMI State Supp Census	Female SMI State Supp Inpatient Days
Parkside Manor	0	0	0	0	16	4307	5	1525
Shady Lawn	9	1160	5	697	45	10040	26	5583
HARRISON County Total:	9	1,160	5	697	61	14,347	31	7,108
JESSAMINE								
Bridgepointe At Ashgrove Woods	0	0	0	0	0	0	0	0
Cedarhurst of Nicholasville	0	0	0	0	0	0	0	0
Rose Terrace Lodge	0	0	1	146	8	2767	6	2150
Wesley Village	0	0	0	0	0	0	0	0
JESSAMINE County Total:	0	0	1	146	8	2,767	6	2,150
LINCOLN								
Waynesburg Manor	0	0	0	0	5	744	4	1234
LINCOLN County Total:	0	0	0	0	5	744	4	1,234
MADISON								
Dominion Senior Living of Richmond	0	0	0	0	0	0	0	0
Morning Pointe of Richmond	0	0	0	0	0	0	0	0
Telford Terrace	0	0	0	0	0	0	0	0
MADISON County Total:	0	0	0	0	0	0	0	0

*CMHC - Community Mental Health Center

*SMI - Severe Mental Illness

*State Supp - Supplementation for needy persons who are aged, blind or have a disability (KRS 205.245)

2022 ANNUAL KENTUCKY LONG TERM CARE UTILIZATION AND SERVICE REPORT

Table 2DD - Personal Care Bed Census by Gender & Ages 18 - 64

Patients With SMI Receiving State Supplementation

CMHC Region / County / Facility	18-34				35-64			
	Male SMI State Supp Census	Male SMI State Supp Inpatient Days	Female SMI State Supp Census	Female SMI State Supp Inpatient Days	Male SMI State Supp Census	Male SMI State Supp Inpatient Days	Female SMI State Supp Census	Female SMI State Supp Inpatient Days
MERCER								
The Willows at Harrodsburg	0	0	0	0	0	0	0	0
MERCER County Total:	0	0	0	0	0	0	0	0
POWELL								
Stanton Nursing and Rehabilitation Center	0	0	0	0	0	0	0	0
POWELL County Total:	0	0	0	0	0	0	0	0
SCOTT								
The Meadows At Windsor Gardens	0	0	0	0	0	0	0	0
SCOTT County Total:	0	0	0	0	0	0	0	0
WOODFORD								
Daisy Hill Senior Living	0	0	0	0	0	0	0	0
Taylor Manor Nursing Home	0	0	0	0	0	0	0	0
The Homeplace At Midway	0	0	0	0	0	0	0	0
WOODFORD County Total:	0	0	0	0	0	0	0	0
Bluegrass CMHC Total:	13	1,889	9	1,147	79	18,605	44	10,763

*CMHC - Community Mental Health Center

*SMI - Severe Mental Illness

*State Supp - Supplementation for needy persons who are aged, blind or have a disability (KRS 205.245)

2022 ANNUAL KENTUCKY LONG TERM CARE UTILIZATION AND SERVICE REPORT

Table 2DD - Personal Care Bed Census by Gender & Ages 18 - 64

Patients With SMI Receiving State Supplementation

CMHC Region / County / Facility	18-34				35-64			
	Male SMI State Supp Census	Male SMI State Supp Inpatient Days	Female SMI State Supp Census	Female SMI State Supp Inpatient Days	Male SMI State Supp Census	Male SMI State Supp Inpatient Days	Female SMI State Supp Census	Female SMI State Supp Inpatient Days
Communicare								
GRAYSON								
Grayson Nursing and Rehabilitation	0	0	0	0	0	0	0	0
GRAYSON County Total:	0	0	0	0	0	0	0	0
HARDIN								
Helmwood Healthcare Center	0	0	0	0	0	0	0	0
Peridot Senior Living	0	0	0	0	0	0	0	0
Signature Healthcare at North Hardin Rehab	0	0	0	0	0	0	0	0
HARDIN County Total:	0	0	0	0	0	0	0	0
MARION								
Loretto Motherhouse Infirmary	0	0	0	0	0	0	0	0
The Village of Lebanon II	0	0	0	0	0	0	0	0
MARION County Total:	0	0	0	0	0	0	0	0
NELSON								
Windsor Gardens CCRC	0	0	0	0	0	0	0	0
NELSON County Total:	0	0	0	0	0	0	0	0

*CMHC - Community Mental Health Center

*SMI - Severe Mental Illness

*State Supp - Supplementation for needy persons who are aged, blind or have a disability (KRS 205.245)

2022 ANNUAL KENTUCKY LONG TERM CARE UTILIZATION AND SERVICE REPORT

Table 2DD - Personal Care Bed Census by Gender & Ages 18 - 64

Patients With SMI Receiving State Supplementation

CMHC Region / County / Facility	18-34				35-64			
	Male SMI State Supp Census	Male SMI State Supp Inpatient Days	Female SMI State Supp Census	Female SMI State Supp Inpatient Days	Male SMI State Supp Census	Male SMI State Supp Inpatient Days	Female SMI State Supp Census	Female SMI State Supp Inpatient Days
WASHINGTON								
Sansbury Care Center	0	0	0	0	0	0	0	0
WASHINGTON County Total:	0	0	0	0	0	0	0	0
Communicare CMHC Total:	0	0	0	0	0	0	0	0
Comprehend								
LEWIS								
Vanceburg Rehabilitation and Care	0	0	0	0	0	0	0	0
LEWIS County Total:	0	0	0	0	0	0	0	0
Comprehend CMHC Total:	0	0	0	0	0	0	0	0
Cumberland River								
BELL								
Generations Center of Middlesboro	2	730	5	1825	32	11680	39	14235
BELL County Total:	2	730	5	1,825	32	11,680	39	14,235
HARLAN								
The Laurels	0	0	0	0	30	10950	24	8760
HARLAN County Total:	0	0	0	0	30	10,950	24	8,760

*CMHC - Community Mental Health Center

*SMI - Severe Mental Illness

*State Supp - Supplementation for needy persons who are aged, blind or have a disability (KRS 205.245)

2022 ANNUAL KENTUCKY LONG TERM CARE UTILIZATION AND SERVICE REPORT

Table 2DD - Personal Care Bed Census by Gender & Ages 18 - 64

Patients With SMI Receiving State Supplementation

CMHC Region / County / Facility	18-34				35-64			
	Male SMI State Supp Census	Male SMI State Supp Inpatient Days	Female SMI State Supp Census	Female SMI State Supp Inpatient Days	Male SMI State Supp Census	Male SMI State Supp Inpatient Days	Female SMI State Supp Census	Female SMI State Supp Inpatient Days
KNOX								
Christian Health Center - Corbin	0	0	0	0	0	0	0	0
KNOX County Total:	0	0	0	0	0	0	0	0
Cumberland River CMHC Total:	2	730	5	1,825	62	22,630	63	22,995
Four Rivers								
CALLOWAY								
Gardens At Hickory Woods	0	0	0	0	0	0	0	0
CALLOWAY County Total:	0	0	0	0	0	0	0	0
CARLISLE								
Countryside Center	0	0	0	0	0	0	0	0
CARLISLE County Total:	0	0	0	0	0	0	0	0
GRAVES								
Fern Terrace of Mayfield	15	5400	25	9000	32	11520	17	6120
GRAVES County Total:	15	5,400	25	9,000	32	11,520	17	6,120
HICKMAN								
Clinton Hickman County Nursing Facility	0	0	0	0	0	0	0	0

*CMHC - Community Mental Health Center

*SMI - Severe Mental Illness

*State Supp - Supplementation for needy persons who are aged, blind or have a disability (KRS 205.245)

2022 ANNUAL KENTUCKY LONG TERM CARE UTILIZATION AND SERVICE REPORT

Table 2DD - Personal Care Bed Census by Gender & Ages 18 - 64

Patients With SMI Receiving State Supplementation

CMHC Region / County / Facility	18-34				35-64			
	Male SMI State Supp Census	Male SMI State Supp Inpatient Days	Female SMI State Supp Census	Female SMI State Supp Inpatient Days	Male SMI State Supp Census	Male SMI State Supp Inpatient Days	Female SMI State Supp Census	Female SMI State Supp Inpatient Days
Clinton Place	0	0	0	0	0	0	0	0
HICKMAN County Total:	0	0	0	0	0	0	0	0
MCCRACKEN								
Gaither Suites at West Park	0	0	0	0	0	0	0	0
MCCRACKEN County Total:	0	0	0	0	0	0	0	0
Four Rivers CMHC Total:	15	5,400	25	9,000	32	11,520	17	6,120
Kentucky River								
KNOTT								
Golden Years Rest Home	15	364	10	364	20	364	5	364
KNOTT County Total:	15	364	10	364	20	364	5	364
OWSLEY								
Owsley County Health Care Center	0	0	0	0	0	0	0	0
OWSLEY County Total:	0	0	0	0	0	0	0	0
Kentucky River CMHC Total:	15	364	10	364	20	364	5	364
LifeSkills								
ALLEN								
Cornerstone Manor	9	1825	3	291	19	6036	6	1408

*CMHC - Community Mental Health Center

*SMI - Severe Mental Illness

*State Supp - Supplementation for needy persons who are aged, blind or have a disability (KRS 205.245)

2022 ANNUAL KENTUCKY LONG TERM CARE UTILIZATION AND SERVICE REPORT

Table 2DD - Personal Care Bed Census by Gender & Ages 18 - 64

Patients With SMI Receiving State Supplementation

CMHC Region / County / Facility	18-34				35-64			
	Male SMI State Supp Census	Male SMI State Supp Inpatient Days	Female SMI State Supp Census	Female SMI State Supp Inpatient Days	Male SMI State Supp Census	Male SMI State Supp Inpatient Days	Female SMI State Supp Census	Female SMI State Supp Inpatient Days
Scottsville Manor	0	0	1	365	7	2004	8	2697
ALLEN County Total:	9	1,825	4	656	26	8,040	14	4,105
BARREN								
NHC HealthCare, Glasgow	0	0	0	0	0	0	0	0
BARREN County Total:	0	0	0	0	0	0	0	0
EDMONSON								
Edmonson Center	0	0	0	0	0	0	0	0
EDMONSON County Total:	0	0	0	0	0	0	0	0
HART								
Hart County Manor	2	685	3	710	16	4820	18	5400
HART County Total:	2	685	3	710	16	4,820	18	5,400
METCALFE								
Harpers Home for the Aged	0	0	0	0	0	0	0	0
Metcalfe Health Care Center	0	0	0	0	0	0	0	0
METCALFE County Total:	0	0	0	0	0	0	0	0

*CMHC - Community Mental Health Center

*SMI - Severe Mental Illness

*State Supp - Supplementation for needy persons who are aged, blind or have a disability (KRS 205.245)

2022 ANNUAL KENTUCKY LONG TERM CARE UTILIZATION AND SERVICE REPORT

Table 2DD - Personal Care Bed Census by Gender & Ages 18 - 64

Patients With SMI Receiving State Supplementation

CMHC Region / County / Facility	18-34				35-64			
	Male SMI State Supp Census	Male SMI State Supp Inpatient Days	Female SMI State Supp Census	Female SMI State Supp Inpatient Days	Male SMI State Supp Census	Male SMI State Supp Inpatient Days	Female SMI State Supp Census	Female SMI State Supp Inpatient Days
SIMPSON								
Lewis Memorial Methodist Home	0	0	0	0	0	0	0	0
SIMPSON County Total:	0	0	0	0	0	0	0	0
WARREN								
Christian Health Center, Bowling Green	0	0	0	0	0	0	0	0
Fern Terrace of Bowling Green	1	306	1	227	32	11340	17	5549
The Haven At Massey Springs	0	0	0	0	0	0	0	0
WARREN County Total:	1	306	1	227	32	11,340	17	5,549
LifeSkills CMHC Total:	12	2,816	8	1,593	74	24,200	49	15,054
Mountain								
JOHNSON								
Venture Home of Paintsville	12	4364	5	1825	29	10585	23	8363
JOHNSON County Total:	12	4,364	5	1,825	29	10,585	23	8,363
MAGOFFIN								
Salyersville Nursing and Rehabilitation Center	0	0	0	0	0	0	0	0
MAGOFFIN County Total:	0	0	0	0	0	0	0	0

*CMHC - Community Mental Health Center

*SMI - Severe Mental Illness

*State Supp - Supplementation for needy persons who are aged, blind or have a disability (KRS 205.245)

2022 ANNUAL KENTUCKY LONG TERM CARE UTILIZATION AND SERVICE REPORT

Table 2DD - Personal Care Bed Census by Gender & Ages 18 - 64

Patients With SMI Receiving State Supplementation

CMHC Region / County / Facility	18-34				35-64			
	Male SMI State Supp Census	Male SMI State Supp Inpatient Days	Female SMI State Supp Census	Female SMI State Supp Inpatient Days	Male SMI State Supp Census	Male SMI State Supp Inpatient Days	Female SMI State Supp Census	Female SMI State Supp Inpatient Days
PIKE								
Good Shepherd Community Nursing Center	0	0	0	0	0	0	0	0
PIKE County Total:	0	0	0	0	0	0	0	0
Mountain CMHC Total:	12	4,364	5	1,825	29	10,585	23	8,363
NorthKey								
BOONE								
Colonial Gardens	0	0	0	0	0	0	0	0
BOONE County Total:	0	0	0	0	0	0	0	0
CAMPBELL								
Carmel Manor	0	0	0	0	0	0	0	0
The Seasons at Alexandria	0	0	0	0	0	0	0	0
CAMPBELL County Total:	0	0	0	0	0	0	0	0
CARROLL								
Carrollton Manor	0	0	0	0	15	4367	4	1095
Valley Haven Rest Home	3	1095	0	0	28	10220	0	0
CARROLL County Total:	3	1,095	0	0	43	14,587	4	1,095

*CMHC - Community Mental Health Center

*SMI - Severe Mental Illness

*State Supp - Supplementation for needy persons who are aged, blind or have a disability (KRS 205.245)

2022 ANNUAL KENTUCKY LONG TERM CARE UTILIZATION AND SERVICE REPORT

Table 2DD - Personal Care Bed Census by Gender & Ages 18 - 64

Patients With SMI Receiving State Supplementation

CMHC Region / County / Facility	18-34				35-64			
	Male SMI State Supp Census	Male SMI State Supp Inpatient Days	Female SMI State Supp Census	Female SMI State Supp Inpatient Days	Male SMI State Supp Census	Male SMI State Supp Inpatient Days	Female SMI State Supp Census	Female SMI State Supp Inpatient Days
GRANT								
Jonesville Rest Home	4	1460	2	730	13	4745	6	2190
GRANT County Total:	4	1,460	2	730	13	4,745	6	2,190
KENTON								
Charter Senior Living of Edgewood	0	0	0	0	0	0	0	0
Covington Ladies Home	0	0	0	0	0	0	0	0
Emerald Trace	0	0	0	0	0	0	0	0
Ivy Knoll	0	0	0	0	0	0	0	0
Madonna Manor	0	0	0	0	0	0	0	0
Regency Manor	0	0	0	0	2	610	8	1071
Regency Manor North	0	0	0	0	3	873	3	873
St Charles Care Center	0	0	0	0	0	0	0	0
KENTON County Total:	0	0	0	0	5	1,483	11	1,944
PENDLETON								
Falmouth Personal Care Home	6	2190	0	0	12	4380	7	2555
The Front Gate	0	0	2	730	13	3126	6	2190
PENDLETON County Total:	6	2,190	2	730	25	7,506	13	4,745

*CMHC - Community Mental Health Center

*SMI - Severe Mental Illness

*State Supp - Supplementation for needy persons who are aged, blind or have a disability (KRS 205.245)

2022 ANNUAL KENTUCKY LONG TERM CARE UTILIZATION AND SERVICE REPORT

Table 2DD - Personal Care Bed Census by Gender & Ages 18 - 64

Patients With SMI Receiving State Supplementation

CMHC Region / County / Facility	18-34				35-64			
	Male SMI State Supp Census	Male SMI State Supp Inpatient Days	Female SMI State Supp Census	Female SMI State Supp Inpatient Days	Male SMI State Supp Census	Male SMI State Supp Inpatient Days	Female SMI State Supp Census	Female SMI State Supp Inpatient Days
NorthKey CMHC Total:	13	4,745	4	1,460	86	28,321	34	9,974
Pathways								
BOYD								
Genesis Health of Ashland	5	5	4	4	9	9	9	9
Kings Daughters And Sons Home	0	0	0	0	0	0	0	0
BOYD County Total:	5	5	4	4	9	9	9	9
GREENUP								
Frasures Personal Care Home	14	3912	12	3591	19	4922	13	4090
Morning Pointe of Russell	0	0	0	0	0	0	0	0
The Lantern At Morning Pointe Alzheimers and Memory Care	0	0	0	0	0	0	0	0
Trinity Station Retirement Community	0	0	0	0	0	0	0	0
GREENUP County Total:	14	3,912	12	3,591	19	4,922	13	4,090
LAWRENCE								
The Jordan Center	0	0	0	0	0	0	0	0
LAWRENCE County Total:	0	0	0	0	0	0	0	0
MENIFEE								
Edgewood Estates	0	0	0	0	2	730	1	365
MENIFEE County Total:	0	0	0	0	2	730	1	365

*CMHC - Community Mental Health Center

*SMI - Severe Mental Illness

*State Supp - Supplementation for needy persons who are aged, blind or have a disability (KRS 205.245)

2022 ANNUAL KENTUCKY LONG TERM CARE UTILIZATION AND SERVICE REPORT

Table 2DD - Personal Care Bed Census by Gender & Ages 18 - 64

Patients With SMI Receiving State Supplementation

CMHC Region / County / Facility	18-34				35-64			
	Male SMI State Supp Census	Male SMI State Supp Inpatient Days	Female SMI State Supp Census	Female SMI State Supp Inpatient Days	Male SMI State Supp Census	Male SMI State Supp Inpatient Days	Female SMI State Supp Census	Female SMI State Supp Inpatient Days
MONTGOMERY								
Regency Memory Care	0	0	0	0	0	0	0	0
MONTGOMERY County Total:	0	0	0	0	0	0	0	0
MORGAN								
West Liberty Nursing and Rehabilitation Center	0	0	0	0	0	0	0	0
MORGAN County Total:	0	0	0	0	0	0	0	0
Pathways CMHC Total:	19	3,917	16	3,595	30	5,661	23	4,464
Pennyroyal								
CALDWELL								
Highland Homes, Inc.	3	1095	2	730	36	13140	30	10950
CALDWELL County Total:	3	1,095	2	730	36	13,140	30	10,950
CHRISTIAN								
Christian County Manor	5	365	1	365	25	365	20	365
Christian Health Center, Hopkinsville	0	0	0	0	0	0	0	0
Pennyrile Home	1	304	0	0	12	3300	12	3309
CHRISTIAN County Total:	6	669	1	365	37	3,665	32	3,674

*CMHC - Community Mental Health Center

*SMI - Severe Mental Illness

*State Supp - Supplementation for needy persons who are aged, blind or have a disability (KRS 205.245)

2022 ANNUAL KENTUCKY LONG TERM CARE UTILIZATION AND SERVICE REPORT

Table 2DD - Personal Care Bed Census by Gender & Ages 18 - 64

Patients With SMI Receiving State Supplementation

CMHC Region / County / Facility	18-34				35-64			
	Male SMI State Supp Census	Male SMI State Supp Inpatient Days	Female SMI State Supp Census	Female SMI State Supp Inpatient Days	Male SMI State Supp Census	Male SMI State Supp Inpatient Days	Female SMI State Supp Census	Female SMI State Supp Inpatient Days
HOPKINS								
The Homestead	7	1841	5	1281	21	5439	22	5711
The Oaks PCH/Madisonville	4	1460	3	1095	22	8030	12	4380
HOPKINS County Total:	11	3,301	8	2,376	43	13,469	34	10,091
MUHLENBERG								
Greenville Nursing and Rehabilitation	0	0	0	0	1	116	1	218
Sparks Nursing Center	1	83	1	54	10	2220	4	1247
MUHLENBERG County Total:	1	83	1	54	11	2,336	5	1,465
Pennyroyal CMHC Total:	21	5,148	12	3,525	127	32,610	101	26,180
River Valley								
DAVIESS								
Chautauqua Health and Rehab	0	0	0	0	0	0	1	262
Davco Rest Home	7	1493	5	920	27	7162	22	7573
Fern Terrace of Owensboro	0	0	0	0	5	1825	12	2925
DAVIESS County Total:	7	1,493	5	920	32	8,987	35	10,760
HANCOCK								
The Oaks PCH/Lewisport	16	16	4	4	39	39	4	4
HANCOCK County Total:	16	16	4	4	39	39	4	4

*CMHC - Community Mental Health Center

*SMI - Severe Mental Illness

*State Supp - Supplementation for needy persons who are aged, blind or have a disability (KRS 205.245)

2022 ANNUAL KENTUCKY LONG TERM CARE UTILIZATION AND SERVICE REPORT

Table 2DD - Personal Care Bed Census by Gender & Ages 18 - 64

Patients With SMI Receiving State Supplementation

CMHC Region / County / Facility	18-34				35-64			
	Male SMI State Supp Census	Male SMI State Supp Inpatient Days	Female SMI State Supp Census	Female SMI State Supp Inpatient Days	Male SMI State Supp Census	Male SMI State Supp Inpatient Days	Female SMI State Supp Census	Female SMI State Supp Inpatient Days
HENDERSON								
Cedarhurst of Henderson	0	0	0	0	0	0	0	0
HENDERSON County Total:	0	0	0	0	0	0	0	0
MCLEAN								
Sunny Acres	3	180	0	0	17	3784	7	1618
MCLEAN County Total:	3	180	0	0	17	3,784	7	1,618
OHIO								
Beaver Dam Nursing and Rehab Center	0	0	0	0	5	1242	0	0
OHIO County Total:	0	0	0	0	5	1,242	0	0
River Valley CMHC Total:	26	1,689	9	924	93	14,052	46	12,382
Seven Counties								
BULLITT								
Colonial House of Shepherdsville	2	730	0	0	26	9490	25	9125
BULLITT County Total:	2	730	0	0	26	9,490	25	9,125
JEFFERSON								
Anthology of Louisville	0	0	0	0	0	0	0	0
Barton House of Louisville 1	0	0	0	0	0	0	0	0

*CMHC - Community Mental Health Center

*SMI - Severe Mental Illness

*State Supp - Supplementation for needy persons who are aged, blind or have a disability (KRS 205.245)

2022 ANNUAL KENTUCKY LONG TERM CARE UTILIZATION AND SERVICE REPORT

Table 2DD - Personal Care Bed Census by Gender & Ages 18 - 64

Patients With SMI Receiving State Supplementation

CMHC Region / County / Facility	18-34				35-64			
	Male SMI State Supp Census	Male SMI State Supp Inpatient Days	Female SMI State Supp Census	Female SMI State Supp Inpatient Days	Male SMI State Supp Census	Male SMI State Supp Inpatient Days	Female SMI State Supp Census	Female SMI State Supp Inpatient Days
Belmont Village	0	0	0	0	0	0	0	0
Brookdale Stonestreet	0	0	0	0	0	0	0	0
Christian Health Center of Louisville	0	0	0	0	0	0	0	0
Eastern Star Home in KY	0	0	0	0	0	0	0	0
Forest Hills Commons	0	0	0	0	0	0	0	0
Forest Springs Health Campus	0	0	0	0	0	0	0	0
Glen Ridge Health Campus	0	0	0	0	0	0	0	0
Hallmark House Louisville II	0	0	0	0	0	0	0	0
Heartsong Memory Care	0	0	0	0	0	0	0	0
Little Sisters of the Poor	0	0	0	0	0	0	0	0
Louisville Protestant Altenheim	0	0	0	0	0	0	0	0
Masonic Home of Louisville	0	0	0	0	0	0	0	0
Morning Pointe Of Louisville At South Hurstbourne	0	0	0	0	0	0	0	0
Nazareth Home	0	0	0	0	0	0	0	0
Nazareth Home Clifton	0	0	0	0	0	0	0	0
Park Louisville	0	0	0	0	0	0	0	0
Parrs at Springhurst	0	0	0	0	0	0	0	0
Rose Anna Hughes Home	0	0	0	0	0	0	0	0

*CMHC - Community Mental Health Center

*SMI - Severe Mental Illness

*State Supp - Supplementation for needy persons who are aged, blind or have a disability (KRS 205.245)

2022 ANNUAL KENTUCKY LONG TERM CARE UTILIZATION AND SERVICE REPORT

Table 2DD - Personal Care Bed Census by Gender & Ages 18 - 64

Patients With SMI Receiving State Supplementation

CMHC Region / County / Facility	18-34				35-64			
	Male SMI State Supp Census	Male SMI State Supp Inpatient Days	Female SMI State Supp Census	Female SMI State Supp Inpatient Days	Male SMI State Supp Census	Male SMI State Supp Inpatient Days	Female SMI State Supp Census	Female SMI State Supp Inpatient Days
Sunrise of Louisville	0	0	0	0	0	0	0	0
Symphony at Valley Farms	0	0	0	0	0	0	0	0
The Enclave of East Louisville	0	0	0	0	0	0	0	0
The Episcopal Church Home	0	0	0	0	0	0	0	0
The Forum at Brookside	0	0	0	0	0	0	0	0
The Lantern At Morning Pointe (Louisville)	0	0	0	0	0	0	0	0
The Legacy at English Station	0	0	0	0	0	0	0	0
The Springs at Stony Brook	0	0	0	0	0	0	0	0
The Willows at Springhurst	0	0	0	0	0	0	0	0
Treyton Oaks Towers	0	0	0	0	0	0	0	0
Wesley Manor	0	0	0	0	0	0	0	0
Westport Place Health Campus	0	0	0	0	0	0	0	0
Wickshire Blankenbaker	0	0	0	0	0	0	0	0
JEFFERSON County Total:	0	0	0	0	0	0	0	0
SHELBY								
Colonial Hall Manor	3	175	0	0	22	5641	12	2907
Masonic Home of Shelbyville	0	0	0	0	0	0	0	0

*CMHC - Community Mental Health Center

*SMI - Severe Mental Illness

*State Supp - Supplementation for needy persons who are aged, blind or have a disability (KRS 205.245)

2022 ANNUAL KENTUCKY LONG TERM CARE UTILIZATION AND SERVICE REPORT

Table 2DD - Personal Care Bed Census by Gender & Ages 18 - 64

Patients With SMI Receiving State Supplementation

CMHC Region / County / Facility	18-34				35-64			
	Male SMI State Supp Census	Male SMI State Supp Inpatient Days	Female SMI State Supp Census	Female SMI State Supp Inpatient Days	Male SMI State Supp Census	Male SMI State Supp Inpatient Days	Female SMI State Supp Census	Female SMI State Supp Inpatient Days
Shelby Farms Senior Living	0	0	0	0	0	0	0	0
SHELBY County Total:	3	175	0	0	22	5,641	12	2,907
Seven Counties CMHC Total:	5	905	0	0	48	15,131	37	12,032
State Total	155	32,697	104	25,623	732	197,196	474	136,735

*CMHC - Community Mental Health Center

*SMI - Severe Mental Illness

*State Supp - Supplementation for needy persons who are aged, blind or have a disability (KRS 205.245)

2022 ANNUAL KENTUCKY LONG TERM CARE UTILIZATION AND SERVICE REPORT

Table 2E - Personal Care Bed Census With SMI by Gender & Ages 65 & Older

CMHC Region / County / Facility	65-84				85 & Older			
	Male SMI Census	Male SMI Inpatient Days	Female SMI Census	Female SMI Inpatient Days	Male SMI Census	Male SMI Inpatient Days	Female SMI Census	Female SMI Inpatient Days
Adanta								
MCCREARY								
Cumberland Manor Rest Home	6	1885	2	658	0	0	0	0
MCCREARY County Total:	6	1,885	2	658	0	0	0	0
PULASKI								
Bluegrass Senior Living Somerset	0	0	0	0	0	0	0	0
Crestview Personal Care	0	0	9	2733	0	0	0	0
PULASKI County Total:	0	0	9	2,733	0	0	0	0
TAYLOR								
Bluegrass Way	0	0	0	0	0	0	0	0
TAYLOR County Total:	0	0	0	0	0	0	0	0
WAYNE								
Dishman Personal Care Home	10	1577	7	1338	1	41	0	0
Hicks Golden Years Nursing Home	1	40	0	0	0	0	0	0
WAYNE County Total:	11	1,617	7	1,338	1	41	0	0
Adanta CMHC Total:	17	3,502	18	4,729	1	41	0	0
Bluegrass								
BOURBON								
Bourbon Heights	0	0	0	0	0	0	0	0
BOURBON County Total:	0	0	0	0	0	0	0	0

*CMHC - Community Mental Health Center

*SMI - Severe Mental Illness

2022 ANNUAL KENTUCKY LONG TERM CARE UTILIZATION AND SERVICE REPORT

Table 2E - Personal Care Bed Census With SMI by Gender & Ages 65 & Older

CMHC Region / County / Facility	65-84				85 & Older			
	Male SMI Census	Male SMI Inpatient Days	Female SMI Census	Female SMI Inpatient Days	Male SMI Census	Male SMI Inpatient Days	Female SMI Census	Female SMI Inpatient Days
BOYLE								
McDowell Place of Danville	0	0	0	0	0	0	0	0
Morning Pointe of Danville	0	0	2	730	0	0	0	0
Walkers Trail Senior Living	0	0	0	0	0	0	0	0
BOYLE County Total:	0	0	2	730	0	0	0	0
ESTILL								
Irvine Nursing and Rehabilitation	0	0	1	182	0	0	1	183
ESTILL County Total:	0	0	1	182	0	0	1	183
FAYETTE								
Cedarhurst of Beaumont	0	0	0	0	0	0	0	0
Central KY Recovery Center Unit 2	0	0	3	294	0	0	0	0
Legacy Reserve at Fritz Farm	0	0	0	0	0	0	0	0
Lexington Country Place	0	0	0	0	0	0	0	0
Mayfair Village Retirement Center	0	0	0	0	0	0	0	0
Morning Pointe of Lexington East	0	0	0	0	0	0	0	0
Richmond Place Senior Living	1	365	9	1065	0	0	0	0
Signature Healthcare At Tanbark Rehab	0	0	0	0	0	0	0	0
The Breckinridge	0	0	0	0	0	0	0	0
The Lantern at Morning Pointe	0	0	0	0	0	0	0	0
The Legacy at the Willows	0	0	0	0	0	0	0	0

*CMHC - Community Mental Health Center

*SMI - Severe Mental Illness

2022 ANNUAL KENTUCKY LONG TERM CARE UTILIZATION AND SERVICE REPORT

Table 2E - Personal Care Bed Census With SMI by Gender & Ages 65 & Older

CMHC Region / County / Facility	65-84				85 & Older			
	Male SMI Census	Male SMI Inpatient Days	Female SMI Census	Female SMI Inpatient Days	Male SMI Census	Male SMI Inpatient Days	Female SMI Census	Female SMI Inpatient Days
The Willows at Fritz Farm	0	0	0	0	0	0	0	0
The Willows at Hamburg	0	0	0	0	0	0	0	0
Willows at Citation	0	0	0	0	0	0	0	0
FAYETTE County Total:	1	365	12	1,359	0	0	0	0
FRANKLIN								
Dominion Senior Living of Frankfort	0	0	0	0	0	0	0	0
Morning Pointe of Frankfort	0	0	0	0	0	0	0	0
The Lantern at Morning Pointe of Frankfort	0	0	0	0	0	0	0	0
FRANKLIN County Total:	0	0	0	0	0	0	0	0
HARRISON								
Cedar Ridge Health Campus	0	0	0	0	0	0	0	0
Parkside Manor	4	1220	7	2031	0	0	0	0
Shady Lawn	10	2850	3	1038	0	0	0	0
HARRISON County Total:	14	4,070	10	3,069	0	0	0	0
JESSAMINE								
Bridgepointe At Ashgrove Woods	0	0	0	0	0	0	0	0
Cedarhurst of Nicholasville	0	0	0	0	0	0	0	0
Rose Terrace Lodge	9	3285	14	4588	0	0	0	0
Wesley Village	0	0	0	0	0	0	0	0
JESSAMINE County Total:	9	3,285	14	4,588	0	0	0	0

*CMHC - Community Mental Health Center

*SMI - Severe Mental Illness

2022 ANNUAL KENTUCKY LONG TERM CARE UTILIZATION AND SERVICE REPORT

Table 2E - Personal Care Bed Census With SMI by Gender & Ages 65 & Older

CMHC Region / County / Facility	65-84				85 & Older			
	Male SMI Census	Male SMI Inpatient Days	Female SMI Census	Female SMI Inpatient Days	Male SMI Census	Male SMI Inpatient Days	Female SMI Census	Female SMI Inpatient Days
LINCOLN								
Waynesburg Manor	5	644	4	1172	0	0	0	0
LINCOLN County Total:	5	644	4	1,172	0	0	0	0
MADISON								
Dominion Senior Living of Richmond	0	0	0	0	0	0	0	0
Morning Pointe of Richmond	0	0	0	0	0	0	0	0
Telford Terrace	0	0	0	0	0	0	0	0
MADISON County Total:	0	0	0	0	0	0	0	0
MERCER								
The Willows at Harrodsburg	0	0	0	0	0	0	0	0
MERCER County Total:	0	0	0	0	0	0	0	0
POWELL								
Stanton Nursing and Rehabilitation Center	0	0	0	0	1	365	0	0
POWELL County Total:	0	0	0	0	1	365	0	0
SCOTT								
The Meadows At Windsor Gardens	0	0	0	0	0	0	0	0
SCOTT County Total:	0	0	0	0	0	0	0	0

*CMHC - Community Mental Health Center

*SMI - Severe Mental Illness

2022 ANNUAL KENTUCKY LONG TERM CARE UTILIZATION AND SERVICE REPORT

Table 2E - Personal Care Bed Census With SMI by Gender & Ages 65 & Older

CMHC Region / County / Facility	65-84				85 & Older			
	Male SMI Census	Male SMI Inpatient Days	Female SMI Census	Female SMI Inpatient Days	Male SMI Census	Male SMI Inpatient Days	Female SMI Census	Female SMI Inpatient Days
WOODFORD								
Daisy Hill Senior Living	2	2	0	0	0	0	0	0
Taylor Manor Nursing Home	0	0	0	0	0	0	0	0
The Homeplace At Midway	0	0	0	0	0	0	0	0
WOODFORD County Total:	2	2	0	0	0	0	0	0
Bluegrass CMHC Total:	31	8,366	43	11,100	1	365	1	183
Communicare								
GRAYSON								
Grayson Nursing and Rehabilitation	2	442	1	365	0	0	0	0
GRAYSON County Total:	2	442	1	365	0	0	0	0
HARDIN								
Helmwood Healthcare Center	0	0	0	0	0	0	0	0
Peridot Senior Living	0	0	0	0	0	0	0	0
Signature Healthcare at North Hardin Rehab	0	0	0	0	0	0	0	0
HARDIN County Total:	0	0	0	0	0	0	0	0
MARION								
Loretto Motherhouse Infirmary	0	0	0	0	0	0	0	0
The Village of Lebanon II	0	0	0	0	0	0	0	0
MARION County Total:	0	0	0	0	0	0	0	0

*CMHC - Community Mental Health Center

*SMI - Severe Mental Illness

2022 ANNUAL KENTUCKY LONG TERM CARE UTILIZATION AND SERVICE REPORT

Table 2E - Personal Care Bed Census With SMI by Gender & Ages 65 & Older

CMHC Region / County / Facility	65-84				85 & Older			
	Male SMI Census	Male SMI Inpatient Days	Female SMI Census	Female SMI Inpatient Days	Male SMI Census	Male SMI Inpatient Days	Female SMI Census	Female SMI Inpatient Days
NELSON								
Windsor Gardens CCRC	0	0	0	0	0	0	0	0
NELSON County Total:	0	0	0	0	0	0	0	0
WASHINGTON								
Sansbury Care Center	0	0	0	0	0	0	0	0
WASHINGTON County Total:	0	0	0	0	0	0	0	0
Communicare CMHC Total:	2	442	1	365	0	0	0	0
Comprehend								
LEWIS								
Vanceburg Rehabilitation and Care	0	0	0	0	0	0	0	0
LEWIS County Total:	0	0	0	0	0	0	0	0
Comprehend CMHC Total:	0	0	0	0	0	0	0	0
Cumberland River								
BELL								
Generations Center of Middlesboro	3	1095	1	365	2	730	2	730
BELL County Total:	3	1,095	1	365	2	730	2	730
HARLAN								
The Laurels	21	7665	11	4015	1	365	1	365
HARLAN County Total:	21	7,665	11	4,015	1	365	1	365

*CMHC - Community Mental Health Center

*SMI - Severe Mental Illness

2022 ANNUAL KENTUCKY LONG TERM CARE UTILIZATION AND SERVICE REPORT

Table 2E - Personal Care Bed Census With SMI by Gender & Ages 65 & Older

CMHC Region / County / Facility	65-84				85 & Older			
	Male SMI Census	Male SMI Inpatient Days	Female SMI Census	Female SMI Inpatient Days	Male SMI Census	Male SMI Inpatient Days	Female SMI Census	Female SMI Inpatient Days
KNOX								
Christian Health Center - Corbin	0	0	0	0	0	0	0	0
KNOX County Total:	0	0	0	0	0	0	0	0
Cumberland River CMHC Total:	24	8,760	12	4,380	3	1,095	3	1,095
Four Rivers								
CALLOWAY								
Gardens At Hickory Woods	0	0	0	0	0	0	0	0
CALLOWAY County Total:	0	0	0	0	0	0	0	0
CARLISLE								
Countryside Center	0	0	0	0	0	0	0	0
CARLISLE County Total:	0	0	0	0	0	0	0	0
GRAVES								
Fern Terrace of Mayfield	16	5760	10	3600	0	0	0	0
GRAVES County Total:	16	5,760	10	3,600	0	0	0	0
HICKMAN								
Clinton Hickman County Nursing Facility	0	0	0	0	0	0	0	0
Clinton Place	0	0	0	0	0	0	0	0
HICKMAN County Total:	0	0	0	0	0	0	0	0

*CMHC - Community Mental Health Center

*SMI - Severe Mental Illness

2022 ANNUAL KENTUCKY LONG TERM CARE UTILIZATION AND SERVICE REPORT

Table 2E - Personal Care Bed Census With SMI by Gender & Ages 65 & Older

CMHC Region / County / Facility	65-84				85 & Older			
	Male SMI Census	Male SMI Inpatient Days	Female SMI Census	Female SMI Inpatient Days	Male SMI Census	Male SMI Inpatient Days	Female SMI Census	Female SMI Inpatient Days
MCCRACKEN								
Gaither Suites at West Park	0	0	0	0	0	0	0	0
MCCRACKEN County Total:	0	0	0	0	0	0	0	0
Four Rivers CMHC Total:	16	5,760	10	3,600	0	0	0	0
Kentucky River								
KNOTT								
Golden Years Rest Home	15	364	1	364	2	2	2	1
KNOTT County Total:	15	364	1	364	2	2	2	1
OWSLEY								
Owsley County Health Care Center	0	0	0	0	0	0	0	0
OWSLEY County Total:	0	0	0	0	0	0	0	0
Kentucky River CMHC Total:	15	364	1	364	2	2	2	1
LifeSkills								
ALLEN								
Cornerstone Manor	12	997	2	730	1	226	0	0
Scottsville Manor	6	2190	2	712	0	0	0	0
ALLEN County Total:	18	3,187	4	1,442	1	226	0	0

*CMHC - Community Mental Health Center

*SMI - Severe Mental Illness

2022 ANNUAL KENTUCKY LONG TERM CARE UTILIZATION AND SERVICE REPORT

Table 2E - Personal Care Bed Census With SMI by Gender & Ages 65 & Older

CMHC Region / County / Facility	65-84				85 & Older			
	Male SMI Census	Male SMI Inpatient Days	Female SMI Census	Female SMI Inpatient Days	Male SMI Census	Male SMI Inpatient Days	Female SMI Census	Female SMI Inpatient Days
BARREN								
NHC HealthCare, Glasgow	0	0	0	0	0	0	0	0
BARREN County Total:	0	0	0	0	0	0	0	0
EDMONSON								
Edmonson Center	1	365	1	46	0	0	1	102
EDMONSON County Total:	1	365	1	46	0	0	1	102
HART								
Hart County Manor	8	1740	7	2030	0	0	0	0
HART County Total:	8	1,740	7	2,030	0	0	0	0
METCALFE								
Harpers Home for the Aged	0	0	0	0	0	0	0	0
Metcalfe Health Care Center	0	0	0	0	0	0	0	0
METCALFE County Total:	0	0	0	0	0	0	0	0
SIMPSON								
Lewis Memorial Methodist Home	0	0	1	365	0	0	0	0
SIMPSON County Total:	0	0	1	365	0	0	0	0
WARREN								
Christian Health Center, Bowling Green	0	0	0	0	0	0	0	0
Fern Terrace of Bowling Green	18	6067	19	931	1	365	0	0

*CMHC - Community Mental Health Center

*SMI - Severe Mental Illness

2022 ANNUAL KENTUCKY LONG TERM CARE UTILIZATION AND SERVICE REPORT

Table 2E - Personal Care Bed Census With SMI by Gender & Ages 65 & Older

CMHC Region / County / Facility	65-84				85 & Older			
	Male SMI Census	Male SMI Inpatient Days	Female SMI Census	Female SMI Inpatient Days	Male SMI Census	Male SMI Inpatient Days	Female SMI Census	Female SMI Inpatient Days
The Haven At Massey Springs	0	0	0	0	0	0	0	0
WARREN County Total:	18	6,067	19	931	1	365	0	0
LifeSkills CMHC Total:	45	11,359	32	4,814	2	591	1	102
Mountain								
JOHNSON								
Venture Home of Paintsville	11	4015	2	730	1	357	0	0
JOHNSON County Total:	11	4,015	2	730	1	357	0	0
MAGOFFIN								
Salyersville Nursing and Rehabilitation Center	0	0	0	0	0	0	0	0
MAGOFFIN County Total:	0	0	0	0	0	0	0	0
PIKE								
Good Shepherd Community Nursing Center	0	0	0	0	0	0	0	0
PIKE County Total:	0	0	0	0	0	0	0	0
Mountain CMHC Total:	11	4,015	2	730	1	357	0	0
NorthKey								
BOONE								
Colonial Gardens	0	0	0	0	0	0	0	0
BOONE County Total:	0	0	0	0	0	0	0	0

*CMHC - Community Mental Health Center

*SMI - Severe Mental Illness

2022 ANNUAL KENTUCKY LONG TERM CARE UTILIZATION AND SERVICE REPORT

Table 2E - Personal Care Bed Census With SMI by Gender & Ages 65 & Older

CMHC Region / County / Facility	65-84				85 & Older			
	Male SMI Census	Male SMI Inpatient Days	Female SMI Census	Female SMI Inpatient Days	Male SMI Census	Male SMI Inpatient Days	Female SMI Census	Female SMI Inpatient Days
CAMPBELL								
Carmel Manor	0	0	1	47	0	0	0	0
The Seasons at Alexandria	0	0	0	0	0	0	0	0
CAMPBELL County Total:	0	0	1	47	0	0	0	0
CARROLL								
Carrollton Manor	10	2529	4	1095	0	0	0	0
Valley Haven Rest Home	13	4745	0	0	0	0	0	0
CARROLL County Total:	23	7,274	4	1,095	0	0	0	0
GRANT								
Jonesville Rest Home	0	0	1	365	0	0	0	0
GRANT County Total:	0	0	1	365	0	0	0	0
KENTON								
Charter Senior Living of Edgewood	0	0	0	0	0	0	0	0
Covington Ladies Home	0	0	0	0	0	0	0	0
Emerald Trace	0	0	0	0	0	0	0	0
Ivy Knoll	7	2357	6	2073	4	1392	4	1326
Madonna Manor	0	0	0	0	0	0	2	367
Regency Manor	2	423	6	1830	0	0	0	0
Regency Manor North	8	2058	5	1336	0	0	0	0

*CMHC - Community Mental Health Center

*SMI - Severe Mental Illness

2022 ANNUAL KENTUCKY LONG TERM CARE UTILIZATION AND SERVICE REPORT

Table 2E - Personal Care Bed Census With SMI by Gender & Ages 65 & Older

CMHC Region / County / Facility	65-84				85 & Older			
	Male SMI Census	Male SMI Inpatient Days	Female SMI Census	Female SMI Inpatient Days	Male SMI Census	Male SMI Inpatient Days	Female SMI Census	Female SMI Inpatient Days
St Charles Care Center	0	0	0	0	0	0	0	0
KENTON County Total:	17	4,838	17	5,239	4	1,392	6	1,693
PENDLETON								
Falmouth Personal Care Home	4	1460	1	365	0	0	0	0
The Front Gate	2	730	0	0	0	0	0	0
PENDLETON County Total:	6	2,190	1	365	0	0	0	0
NorthKey CMHC Total:	46	14,302	24	7,111	4	1,392	6	1,693
Pathways								
BOYD								
Genesis Health of Ashland	4	1460	2	730	0	0	0	0
Kings Daughters And Sons Home	0	0	0	0	0	0	0	0
BOYD County Total:	4	1,460	2	730	0	0	0	0
GREENUP								
Frasures Personal Care Home	8	1880	6	1463	0	0	0	0
Morning Pointe of Russell	2	730	0	0	0	0	0	0
The Lantern At Morning Pointe Alzheimers and Memory Care	1	169	0	0	0	0	3	942
Trinity Station Retirement Community	0	0	0	0	0	0	0	0
GREENUP County Total:	11	2,779	6	1,463	0	0	3	942

*CMHC - Community Mental Health Center

*SMI - Severe Mental Illness

2022 ANNUAL KENTUCKY LONG TERM CARE UTILIZATION AND SERVICE REPORT

Table 2E - Personal Care Bed Census With SMI by Gender & Ages 65 & Older

CMHC Region / County / Facility	65-84				85 & Older			
	Male SMI Census	Male SMI Inpatient Days	Female SMI Census	Female SMI Inpatient Days	Male SMI Census	Male SMI Inpatient Days	Female SMI Census	Female SMI Inpatient Days
LAWRENCE								
The Jordan Center	0	0	0	0	0	0	0	0
LAWRENCE County Total:	0	0	0	0	0	0	0	0
MENIFEE								
Edgewood Estates	0	0	0	0	0	0	0	0
MENIFEE County Total:	0	0	0	0	0	0	0	0
MONTGOMERY								
Regency Memory Care	0	0	0	0	0	0	0	0
MONTGOMERY County Total:	0	0	0	0	0	0	0	0
MORGAN								
West Liberty Nursing and Rehabilitation Center	0	0	0	0	0	0	0	0
MORGAN County Total:	0	0	0	0	0	0	0	0
Pathways CMHC Total:	15	4,239	8	2,193	0	0	3	942
Pennyroyal								
CALDWELL								
Highland Homes, Inc.	21	7665	9	3285	0	0	0	0
CALDWELL County Total:	21	7,665	9	3,285	0	0	0	0
CHRISTIAN								
Christian County Manor	21	365	11	365	0	0	0	0

*CMHC - Community Mental Health Center

*SMI - Severe Mental Illness

2022 ANNUAL KENTUCKY LONG TERM CARE UTILIZATION AND SERVICE REPORT

Table 2E - Personal Care Bed Census With SMI by Gender & Ages 65 & Older

CMHC Region / County / Facility	65-84				85 & Older			
	Male SMI Census	Male SMI Inpatient Days	Female SMI Census	Female SMI Inpatient Days	Male SMI Census	Male SMI Inpatient Days	Female SMI Census	Female SMI Inpatient Days
Christian Health Center, Hopkinsville	0	0	0	0	0	0	0	0
Pennyryle Home	12	3080	12	2423	0	0	0	0
CHRISTIAN County Total:	33	3,445	23	2,788	0	0	0	0
HOPKINS								
The Homestead	8	2049	6	1793	0	0	0	0
The Oaks PCH/Madisonville	6	2190	4	1460	0	0	0	0
HOPKINS County Total:	14	4,239	10	3,253	0	0	0	0
MUHLENBERG								
Greenville Nursing and Rehabilitation	1	313	2	316	0	0	0	0
Sparks Nursing Center	4	1219	7	1370	1	365	0	0
MUHLENBERG County Total:	5	1,532	9	1,686	1	365	0	0
Pennyroyal CMHC Total:	73	16,881	51	11,012	1	365	0	0
River Valley								
DAVISS								
Chautauqua Health and Rehab	2	428	5	1770	0	0	0	0
Davco Rest Home	11	3684	9	2420	0	0	0	0
Fern Terrace of Owensboro	9	2169	30	6236	0	0	2	466
DAVISS County Total:	22	6,281	44	10,426	0	0	2	466

*CMHC - Community Mental Health Center

*SMI - Severe Mental Illness

2022 ANNUAL KENTUCKY LONG TERM CARE UTILIZATION AND SERVICE REPORT

Table 2E - Personal Care Bed Census With SMI by Gender & Ages 65 & Older

CMHC Region / County / Facility	65-84				85 & Older			
	Male SMI Census	Male SMI Inpatient Days	Female SMI Census	Female SMI Inpatient Days	Male SMI Census	Male SMI Inpatient Days	Female SMI Census	Female SMI Inpatient Days
HANCOCK								
The Oaks PCH/Lewisport	2	2	0	0	0	0	0	0
HANCOCK County Total:	2	2	0	0	0	0	0	0
HENDERSON								
Cedarhurst of Henderson	0	0	0	0	0	0	0	0
HENDERSON County Total:	0	0	0	0	0	0	0	0
MCLEAN								
Sunny Acres	6	1353	5	1073	0	0	0	0
MCLEAN County Total:	6	1,353	5	1,073	0	0	0	0
OHIO								
Beaver Dam Nursing and Rehab Center	2	717	6	1159	0	0	0	0
OHIO County Total:	2	717	6	1,159	0	0	0	0
River Valley CMHC Total:	32	8,353	55	12,658	0	0	2	466
Seven Counties								
BULLITT								
Colonial House of Shepherdsville	6	2190	7	2555	0	0	0	0
BULLITT County Total:	6	2,190	7	2,555	0	0	0	0
JEFFERSON								
Anthology of Louisville	0	0	0	0	0	0	0	0

*CMHC - Community Mental Health Center

*SMI - Severe Mental Illness

2022 ANNUAL KENTUCKY LONG TERM CARE UTILIZATION AND SERVICE REPORT

Table 2E - Personal Care Bed Census With SMI by Gender & Ages 65 & Older

CMHC Region / County / Facility	65-84				85 & Older			
	Male SMI Census	Male SMI Inpatient Days	Female SMI Census	Female SMI Inpatient Days	Male SMI Census	Male SMI Inpatient Days	Female SMI Census	Female SMI Inpatient Days
Barton House of Louisville 1	0	0	0	0	0	0	0	0
Belmont Village	0	0	0	0	0	0	0	0
Brookdale Stonestreet	0	0	0	0	0	0	0	0
Christian Health Center of Louisville	0	0	0	0	0	0	0	0
Eastern Star Home in KY	1	365	0	0	0	0	1	93
Forest Hills Commons	0	0	0	0	0	0	0	0
Forest Springs Health Campus	1	30	2	386	1	3	1	126
Glen Ridge Health Campus	0	0	0	0	0	0	0	0
Hallmark House Louisville II	0	0	0	0	0	0	0	0
Heartsong Memory Care	3	509	7	888	1	314	2	467
Little Sisters of the Poor	0	0	0	0	0	0	0	0
Louisville Protestant Altenheim	1	365	3	1095	0	0	0	0
Masonic Home of Louisville	0	0	0	0	0	0	0	0
Morning Pointe Of Louisville At South Hurstbourne	0	0	0	0	0	0	0	0
Nazareth Home	2	2	7	7	3	3	22	22
Nazareth Home Clifton	0	0	0	0	0	0	0	0
Park Louisville	0	0	0	0	0	0	0	0
Parrs at Springhurst	0	0	1	365	0	0	0	0
Rose Anna Hughes Home	0	0	0	0	0	0	0	0

*CMHC - Community Mental Health Center

*SMI - Severe Mental Illness

2022 ANNUAL KENTUCKY LONG TERM CARE UTILIZATION AND SERVICE REPORT

Table 2E - Personal Care Bed Census With SMI by Gender & Ages 65 & Older

CMHC Region / County / Facility	65-84				85 & Older			
	Male SMI Census	Male SMI Inpatient Days	Female SMI Census	Female SMI Inpatient Days	Male SMI Census	Male SMI Inpatient Days	Female SMI Census	Female SMI Inpatient Days
Sunrise of Louisville	1	1	0	0	0	0	0	0
Symphony at Valley Farms	0	0	0	0	0	0	0	0
The Enclave of East Louisville	0	0	0	0	0	0	0	0
The Episcopal Church Home	0	0	0	0	0	0	0	0
The Forum at Brookside	0	0	0	0	0	0	1	365
The Lantern At Morning Pointe (Louisville)	1	365	0	0	0	0	0	0
The Legacy at English Station	1	365	0	0	0	0	0	0
The Springs at Stony Brook	0	0	4	4	24	24	37	37
The Willows at Springhurst	0	0	0	0	0	0	0	0
Treyton Oaks Towers	3	1095	1	365	1	365	5	1825
Wesley Manor	0	0	0	0	0	0	0	0
Westport Place Health Campus	0	0	0	0	0	0	0	0
Wickshire Blankenbaker	0	0	0	0	0	0	0	0
JEFFERSON County Total:	14	3,097	25	3,110	30	709	69	2,935
SHELBY								
Colonial Hall Manor	17	3752	11	3182	0	0	1	303
Masonic Home of Shelbyville	0	0	0	0	0	0	0	0
Shelby Farms Senior Living	0	0	0	0	0	0	0	0
SHELBY County Total:	17	3,752	11	3,182	0	0	1	303

*CMHC - Community Mental Health Center

*SMI - Severe Mental Illness

2022 ANNUAL KENTUCKY LONG TERM CARE UTILIZATION AND SERVICE REPORT

Table 2E - Personal Care Bed Census With SMI by Gender & Ages 65 & Older

CMHC Region / County / Facility	65-84				85 & Older			
	Male SMI Census	Male SMI Inpatient Days	Female SMI Census	Female SMI Inpatient Days	Male SMI Census	Male SMI Inpatient Days	Female SMI Census	Female SMI Inpatient Days
Seven Counties CMHC Total:	37	9,039	43	8,847	30	709	70	3,238
State Total	364	95,382	300	71,903	45	4,917	88	7,720

*CMHC - Community Mental Health Center

*SMI - Severe Mental Illness

2022 ANNUAL KENTUCKY CHEMICAL DEPENDENCY UTILIZATION AND SERVICE REPORT

Table 2EE - Personal Care Bed Census by Gender & Ages 65 & Older

Patients With SMI Receiving State Supplementation

CMHC Region / County / Facility	65-84				85 & Older			
	Male SMI State Supp Census	Male SMI State Supp Inpatient Days	Female SMI State Supp Census	Female SMI State Supp Inpatient Days	Male SMI State Supp Census	Male SMI State Supp Inpatient Days	Female SMI State Supp Census	Female SMI State Supp Inpatient Days
Adanta								
MCCREARY								
Cumberland Manor Rest Home	6	1885	2	658	0	0	0	0
MCCREARY County Total:	6	1,885	2	658	0	0	0	0
PULASKI								
Bluegrass Senior Living Somerset	0	0	0	0	0	0	0	0
Crestview Personal Care	0	0	9	2733	0	0	0	0
PULASKI County Total:	0	0	9	2,733	0	0	0	0
TAYLOR								
Bluegrass Way	0	0	0	0	0	0	0	0
TAYLOR County Total:	0	0	0	0	0	0	0	0
WAYNE								
Dishman Personal Care Home	10	1577	5	953	1	41	0	0
Hicks Golden Years Nursing Home	0	0	0	0	0	0	0	0
WAYNE County Total:	10	1,577	5	953	1	41	0	0
Adanta CMHC Total:	16	3,462	16	4,344	1	41	0	0

*CMHC - Community Mental Health Center

*SMI - Severe Mental Illness

*State Supp - Supplementation for needy persons who are aged, blind or have a disability (KRS 205.245)

2022 ANNUAL KENTUCKY CHEMICAL DEPENDENCY UTILIZATION AND SERVICE REPORT

Table 2EE - Personal Care Bed Census by Gender & Ages 65 & Older

Patients With SMI Receiving State Supplementation

CMHC Region / County / Facility	65-84				85 & Older			
	Male SMI State Supp Census	Male SMI State Supp Inpatient Days	Female SMI State Supp Census	Female SMI State Supp Inpatient Days	Male SMI State Supp Census	Male SMI State Supp Inpatient Days	Female SMI State Supp Census	Female SMI State Supp Inpatient Days
Bluegrass								
BOURBON								
Bourbon Heights	0	0	0	0	0	0	0	0
BOURBON County Total:	0	0	0	0	0	0	0	0
BOYLE								
McDowell Place of Danville	0	0	0	0	0	0	0	0
Morning Pointe of Danville	0	0	0	0	0	0	0	0
Walkers Trail Senior Living	0	0	0	0	0	0	0	0
BOYLE County Total:	0	0	0	0	0	0	0	0
ESTILL								
Irvine Nursing and Rehabilitation	0	0	1	182	0	0	1	183
ESTILL County Total:	0	0	1	182	0	0	1	183
FAYETTE								
Cedarhurst of Beaumont	0	0	0	0	0	0	0	0
Central KY Recovery Center Unit 2	0	0	0	0	0	0	0	0
Legacy Reserve at Fritz Farm	0	0	0	0	0	0	0	0
Lexington Country Place	0	0	0	0	0	0	0	0
Mayfair Village Retirement Center	0	0	0	0	0	0	0	0
Morning Pointe of Lexington East	0	0	0	0	0	0	0	0

*CMHC - Community Mental Health Center

*SMI - Severe Mental Illness

*State Supp - Supplementation for needy persons who are aged, blind or have a disability (KRS 205.245)

2022 ANNUAL KENTUCKY CHEMICAL DEPENDENCY UTILIZATION AND SERVICE REPORT

Table 2EE - Personal Care Bed Census by Gender & Ages 65 & Older

Patients With SMI Receiving State Supplementation

CMHC Region / County / Facility	65-84				85 & Older			
	Male SMI State Supp Census	Male SMI State Supp Inpatient Days	Female SMI State Supp Census	Female SMI State Supp Inpatient Days	Male SMI State Supp Census	Male SMI State Supp Inpatient Days	Female SMI State Supp Census	Female SMI State Supp Inpatient Days
Richmond Place Senior Living	0	0	0	0	0	0	0	0
Signature Healthcare At Tanbark Rehab	0	0	0	0	0	0	0	0
The Breckinridge	0	0	0	0	0	0	0	0
The Lantern at Morning Pointe	0	0	0	0	0	0	0	0
The Legacy at the Willows	0	0	0	0	0	0	0	0
The Willows at Fritz Farm	0	0	0	0	0	0	0	0
The Willows at Hamburg	0	0	0	0	0	0	0	0
Willows at Citation	0	0	0	0	0	0	0	0
FAYETTE County Total:	0	0	0	0	0	0	0	0
FRANKLIN								
Dominion Senior Living of Frankfort	0	0	0	0	0	0	0	0
Morning Pointe of Frankfort	0	0	0	0	0	0	0	0
The Lantern at Morning Pointe of Frankfort	0	0	0	0	0	0	0	0
FRANKLIN County Total:	0	0	0	0	0	0	0	0
HARRISON								
Cedar Ridge Health Campus	0	0	0	0	0	0	0	0
Parkside Manor	4	1220	7	2031	0	0	0	0

*CMHC - Community Mental Health Center

*SMI - Severe Mental Illness

*State Supp - Supplementation for needy persons who are aged, blind or have a disability (KRS 205.245)

2022 ANNUAL KENTUCKY CHEMICAL DEPENDENCY UTILIZATION AND SERVICE REPORT

Table 2EE - Personal Care Bed Census by Gender & Ages 65 & Older

Patients With SMI Receiving State Supplementation

CMHC Region / County / Facility	65-84				85 & Older			
	Male SMI State Supp Census	Male SMI State Supp Inpatient Days	Female SMI State Supp Census	Female SMI State Supp Inpatient Days	Male SMI State Supp Census	Male SMI State Supp Inpatient Days	Female SMI State Supp Census	Female SMI State Supp Inpatient Days
Shady Lawn	10	2850	3	1038	0	0	0	0
HARRISON County Total:	14	4,070	10	3,069	0	0	0	0
JESSAMINE								
Bridgepointe At Ashgrove Woods	0	0	0	0	0	0	0	0
Cedarhurst of Nicholasville	0	0	0	0	0	0	0	0
Rose Terrace Lodge	6	2190	10	3321	0	0	0	0
Wesley Village	0	0	0	0	0	0	0	0
JESSAMINE County Total:	6	2,190	10	3,321	0	0	0	0
LINCOLN								
Waynesburg Manor	3	528	0	0	0	0	0	0
LINCOLN County Total:	3	528	0	0	0	0	0	0
MADISON								
Dominion Senior Living of Richmond	0	0	0	0	0	0	0	0
Morning Pointe of Richmond	0	0	0	0	0	0	0	0
Telford Terrace	0	0	0	0	0	0	0	0
MADISON County Total:	0	0	0	0	0	0	0	0

*CMHC - Community Mental Health Center

*SMI - Severe Mental Illness

*State Supp - Supplementation for needy persons who are aged, blind or have a disability (KRS 205.245)

2022 ANNUAL KENTUCKY CHEMICAL DEPENDENCY UTILIZATION AND SERVICE REPORT

Table 2EE - Personal Care Bed Census by Gender & Ages 65 & Older

Patients With SMI Receiving State Supplementation

CMHC Region / County / Facility	65-84				85 & Older			
	Male SMI State Supp Census	Male SMI State Supp Inpatient Days	Female SMI State Supp Census	Female SMI State Supp Inpatient Days	Male SMI State Supp Census	Male SMI State Supp Inpatient Days	Female SMI State Supp Census	Female SMI State Supp Inpatient Days
MERCER								
The Willows at Harrodsburg	0	0	0	0	0	0	0	0
MERCER County Total:	0	0	0	0	0	0	0	0
POWELL								
Stanton Nursing and Rehabilitation Center	0	0	0	0	1	365	0	0
POWELL County Total:	0	0	0	0	1	365	0	0
SCOTT								
The Meadows At Windsor Gardens	0	0	0	0	0	0	0	0
SCOTT County Total:	0	0	0	0	0	0	0	0
WOODFORD								
Daisy Hill Senior Living	0	0	0	0	0	0	0	0
Taylor Manor Nursing Home	0	0	0	0	0	0	0	0
The Homeplace At Midway	0	0	0	0	0	0	0	0
WOODFORD County Total:	0	0	0	0	0	0	0	0
Bluegrass CMHC Total:	23	6,788	21	6,572	1	365	1	183

*CMHC - Community Mental Health Center

*SMI - Severe Mental Illness

*State Supp - Supplementation for needy persons who are aged, blind or have a disability (KRS 205.245)

2022 ANNUAL KENTUCKY CHEMICAL DEPENDENCY UTILIZATION AND SERVICE REPORT

Table 2EE - Personal Care Bed Census by Gender & Ages 65 & Older

Patients With SMI Receiving State Supplementation

CMHC Region / County / Facility	65-84				85 & Older			
	Male SMI State Supp Census	Male SMI State Supp Inpatient Days	Female SMI State Supp Census	Female SMI State Supp Inpatient Days	Male SMI State Supp Census	Male SMI State Supp Inpatient Days	Female SMI State Supp Census	Female SMI State Supp Inpatient Days
Communicare								
GRAYSON								
Grayson Nursing and Rehabilitation	1	365	1	365	0	0	0	0
GRAYSON County Total:	1	365	1	365	0	0	0	0
HARDIN								
Helmwood Healthcare Center	0	0	0	0	0	0	0	0
Peridot Senior Living	0	0	0	0	0	0	0	0
Signature Healthcare at North Hardin Rehab	0	0	0	0	0	0	0	0
HARDIN County Total:	0	0	0	0	0	0	0	0
MARION								
Loretto Motherhouse Infirmary	0	0	0	0	0	0	0	0
The Village of Lebanon II	0	0	0	0	0	0	0	0
MARION County Total:	0	0	0	0	0	0	0	0
NELSON								
Windsor Gardens CCRC	0	0	0	0	0	0	0	0
NELSON County Total:	0	0	0	0	0	0	0	0

*CMHC - Community Mental Health Center

*SMI - Severe Mental Illness

*State Supp - Supplementation for needy persons who are aged, blind or have a disability (KRS 205.245)

2022 ANNUAL KENTUCKY CHEMICAL DEPENDENCY UTILIZATION AND SERVICE REPORT

Table 2EE - Personal Care Bed Census by Gender & Ages 65 & Older

Patients With SMI Receiving State Supplementation

CMHC Region / County / Facility	65-84				85 & Older			
	Male SMI State Supp Census	Male SMI State Supp Inpatient Days	Female SMI State Supp Census	Female SMI State Supp Inpatient Days	Male SMI State Supp Census	Male SMI State Supp Inpatient Days	Female SMI State Supp Census	Female SMI State Supp Inpatient Days
WASHINGTON								
Sansbury Care Center	0	0	0	0	0	0	0	0
WASHINGTON County Total:	0	0	0	0	0	0	0	0
Communicare CMHC Total:	1	365	1	365	0	0	0	0
Comprehend								
LEWIS								
Vanceburg Rehabilitation and Care	0	0	0	0	0	0	0	0
LEWIS County Total:	0	0	0	0	0	0	0	0
Comprehend CMHC Total:	0	0	0	0	0	0	0	0
Cumberland River								
BELL								
Generations Center of Middlesboro	3	1095	1	365	2	730	2	730
BELL County Total:	3	1,095	1	365	2	730	2	730
HARLAN								
The Laurels	21	7665	11	4015	1	365	1	365
HARLAN County Total:	21	7,665	11	4,015	1	365	1	365

*CMHC - Community Mental Health Center

*SMI - Severe Mental Illness

*State Supp - Supplementation for needy persons who are aged, blind or have a disability (KRS 205.245)

2022 ANNUAL KENTUCKY CHEMICAL DEPENDENCY UTILIZATION AND SERVICE REPORT

Table 2EE - Personal Care Bed Census by Gender & Ages 65 & Older

Patients With SMI Receiving State Supplementation

CMHC Region / County / Facility	65-84				85 & Older			
	Male SMI State Supp Census	Male SMI State Supp Inpatient Days	Female SMI State Supp Census	Female SMI State Supp Inpatient Days	Male SMI State Supp Census	Male SMI State Supp Inpatient Days	Female SMI State Supp Census	Female SMI State Supp Inpatient Days
KNOX								
Christian Health Center - Corbin	0	0	0	0	0	0	0	0
KNOX County Total:	0	0	0	0	0	0	0	0
Cumberland River CMHC Total:	24	8,760	12	4,380	3	1,095	3	1,095
Four Rivers								
CALLOWAY								
Gardens At Hickory Woods	0	0	0	0	0	0	0	0
CALLOWAY County Total:	0	0	0	0	0	0	0	0
CARLISLE								
Countryside Center	0	0	0	0	0	0	0	0
CARLISLE County Total:	0	0	0	0	0	0	0	0
GRAVES								
Fern Terrace of Mayfield	14	5040	9	3240	0	0	0	0
GRAVES County Total:	14	5,040	9	3,240	0	0	0	0
HICKMAN								
Clinton Hickman County Nursing Facility	0	0	0	0	0	0	0	0

*CMHC - Community Mental Health Center

*SMI - Severe Mental Illness

*State Supp - Supplementation for needy persons who are aged, blind or have a disability (KRS 205.245)

2022 ANNUAL KENTUCKY CHEMICAL DEPENDENCY UTILIZATION AND SERVICE REPORT

Table 2EE - Personal Care Bed Census by Gender & Ages 65 & Older

Patients With SMI Receiving State Supplementation

CMHC Region / County / Facility	65-84				85 & Older			
	Male SMI State Supp Census	Male SMI State Supp Inpatient Days	Female SMI State Supp Census	Female SMI State Supp Inpatient Days	Male SMI State Supp Census	Male SMI State Supp Inpatient Days	Female SMI State Supp Census	Female SMI State Supp Inpatient Days
Clinton Place	0	0	0	0	0	0	0	0
HICKMAN County Total:	0	0	0	0	0	0	0	0
MCCRACKEN								
Gaither Suites at West Park	0	0	0	0	0	0	0	0
MCCRACKEN County Total:	0	0	0	0	0	0	0	0
Four Rivers CMHC Total:	14	5,040	9	3,240	0	0	0	0
Kentucky River								
KNOTT								
Golden Years Rest Home	7	364	1	364	2	2	1	1
KNOTT County Total:	7	364	1	364	2	2	1	1
OWSLEY								
Owsley County Health Care Center	0	0	0	0	0	0	0	0
OWSLEY County Total:	0	0	0	0	0	0	0	0
Kentucky River CMHC Total:	7	364	1	364	2	2	1	1
LifeSkills								
ALLEN								
Cornerstone Manor	12	997	2	730	1	226	0	0

*CMHC - Community Mental Health Center

*SMI - Severe Mental Illness

*State Supp - Supplementation for needy persons who are aged, blind or have a disability (KRS 205.245)

2022 ANNUAL KENTUCKY CHEMICAL DEPENDENCY UTILIZATION AND SERVICE REPORT

Table 2EE - Personal Care Bed Census by Gender & Ages 65 & Older

Patients With SMI Receiving State Supplementation

CMHC Region / County / Facility	65-84				85 & Older			
	Male SMI State Supp Census	Male SMI State Supp Inpatient Days	Female SMI State Supp Census	Female SMI State Supp Inpatient Days	Male SMI State Supp Census	Male SMI State Supp Inpatient Days	Female SMI State Supp Census	Female SMI State Supp Inpatient Days
Scottsville Manor	5	1825	0	0	0	0	0	0
ALLEN County Total:	17	2,822	2	730	1	226	0	0
BARREN								
NHC HealthCare, Glasgow	0	0	0	0	0	0	0	0
BARREN County Total:	0	0	0	0	0	0	0	0
EDMONSON								
Edmonson Center	1	365	1	46	0	0	0	0
EDMONSON County Total:	1	365	1	46	0	0	0	0
HART								
Hart County Manor	6	870	7	2030	0	0	0	0
HART County Total:	6	870	7	2,030	0	0	0	0
METCALFE								
Harpers Home for the Aged	0	0	0	0	0	0	0	0
Metcalfe Health Care Center	0	0	0	0	0	0	0	0
METCALFE County Total:	0	0	0	0	0	0	0	0
SIMPSON								
Lewis Memorial Methodist Home	0	0	0	0	0	0	0	0
SIMPSON County Total:	0	0	0	0	0	0	0	0

*CMHC - Community Mental Health Center

*SMI - Severe Mental Illness

*State Supp - Supplementation for needy persons who are aged, blind or have a disability (KRS 205.245)

2022 ANNUAL KENTUCKY CHEMICAL DEPENDENCY UTILIZATION AND SERVICE REPORT

Table 2EE - Personal Care Bed Census by Gender & Ages 65 & Older

Patients With SMI Receiving State Supplementation

CMHC Region / County / Facility	65-84				85 & Older			
	Male SMI State Supp Census	Male SMI State Supp Inpatient Days	Female SMI State Supp Census	Female SMI State Supp Inpatient Days	Male SMI State Supp Census	Male SMI State Supp Inpatient Days	Female SMI State Supp Census	Female SMI State Supp Inpatient Days
WARREN								
Christian Health Center, Bowling Green	0	0	0	0	0	0	0	0
Fern Terrace of Bowling Green	13	4242	19	6413	0	0	0	0
The Haven At Massey Springs	0	0	0	0	0	0	0	0
WARREN County Total:	13	4,242	19	6,413	0	0	0	0
LifeSkills CMHC Total:	37	8,299	29	9,219	1	226	0	0
Mountain								
JOHNSON								
Venture Home of Paintsville	11	4015	2	730	1	357	0	0
JOHNSON County Total:	11	4,015	2	730	1	357	0	0
MAGOFFIN								
Salyersville Nursing and Rehabilitation Center	0	0	0	0	0	0	0	0
MAGOFFIN County Total:	0	0	0	0	0	0	0	0
PIKE								
Good Shepherd Community Nursing Center	0	0	0	0	0	0	0	0
PIKE County Total:	0	0	0	0	0	0	0	0
Mountain CMHC Total:	11	4,015	2	730	1	357	0	0

*CMHC - Community Mental Health Center

*SMI - Severe Mental Illness

*State Supp - Supplementation for needy persons who are aged, blind or have a disability (KRS 205.245)

2022 ANNUAL KENTUCKY CHEMICAL DEPENDENCY UTILIZATION AND SERVICE REPORT

Table 2EE - Personal Care Bed Census by Gender & Ages 65 & Older

Patients With SMI Receiving State Supplementation

CMHC Region / County / Facility	65-84				85 & Older			
	Male SMI State Supp Census	Male SMI State Supp Inpatient Days	Female SMI State Supp Census	Female SMI State Supp Inpatient Days	Male SMI State Supp Census	Male SMI State Supp Inpatient Days	Female SMI State Supp Census	Female SMI State Supp Inpatient Days
NorthKey								
BOONE								
Colonial Gardens	0	0	0	0	0	0	0	0
BOONE County Total:	0	0	0	0	0	0	0	0
CAMPBELL								
Carmel Manor	0	0	0	0	0	0	0	0
The Seasons at Alexandria	0	0	0	0	0	0	0	0
CAMPBELL County Total:	0	0	0	0	0	0	0	0
CARROLL								
Carrollton Manor	6	1772	3	1095	0	0	0	0
Valley Haven Rest Home	13	4745	0	0	0	0	0	0
CARROLL County Total:	19	6,517	3	1,095	0	0	0	0
GRANT								
Jonesville Rest Home	0	0	1	365	0	0	0	0
GRANT County Total:	0	0	1	365	0	0	0	0
KENTON								
Charter Senior Living of Edgewood	0	0	0	0	0	0	0	0
Covington Ladies Home	0	0	0	0	0	0	0	0
Emerald Trace	0	0	0	0	0	0	0	0

*CMHC - Community Mental Health Center

*SMI - Severe Mental Illness

*State Supp - Supplementation for needy persons who are aged, blind or have a disability (KRS 205.245)

2022 ANNUAL KENTUCKY CHEMICAL DEPENDENCY UTILIZATION AND SERVICE REPORT

Table 2EE - Personal Care Bed Census by Gender & Ages 65 & Older

Patients With SMI Receiving State Supplementation

CMHC Region / County / Facility	65-84				85 & Older			
	Male SMI State Supp Census	Male SMI State Supp Inpatient Days	Female SMI State Supp Census	Female SMI State Supp Inpatient Days	Male SMI State Supp Census	Male SMI State Supp Inpatient Days	Female SMI State Supp Census	Female SMI State Supp Inpatient Days
Ivy Knoll	0	0	0	0	0	0	0	0
Madonna Manor	0	0	0	0	0	0	0	0
Regency Manor	1	118	4	1220	0	0	0	0
Regency Manor North	7	1767	4	1045	0	0	0	0
St Charles Care Center	0	0	0	0	0	0	0	0
KENTON County Total:	8	1,885	8	2,265	0	0	0	0
PENDLETON								
Falmouth Personal Care Home	4	1460	1	365	0	0	0	0
The Front Gate	2	730	0	0	0	0	0	0
PENDLETON County Total:	6	2,190	1	365	0	0	0	0
NorthKey CMHC Total:	33	10,592	13	4,090	0	0	0	0
Pathways								
BOYD								
Genesis Health of Ashland	4	4	2	2	0	0	0	0
Kings Daughters And Sons Home	0	0	0	0	0	0	0	0
BOYD County Total:	4	4	2	2	0	0	0	0
GREENUP								
Frasures Personal Care Home	7	1515	5	1098	0	0	0	0
Morning Pointe of Russell	0	0	0	0	0	0	0	0

*CMHC - Community Mental Health Center

*SMI - Severe Mental Illness

*State Supp - Supplementation for needy persons who are aged, blind or have a disability (KRS 205.245)

2022 ANNUAL KENTUCKY CHEMICAL DEPENDENCY UTILIZATION AND SERVICE REPORT

Table 2EE - Personal Care Bed Census by Gender & Ages 65 & Older

Patients With SMI Receiving State Supplementation

CMHC Region / County / Facility	65-84				85 & Older			
	Male SMI State Supp Census	Male SMI State Supp Inpatient Days	Female SMI State Supp Census	Female SMI State Supp Inpatient Days	Male SMI State Supp Census	Male SMI State Supp Inpatient Days	Female SMI State Supp Census	Female SMI State Supp Inpatient Days
The Lantern At Morning Pointe Alzheimers and Memory Care	0	0	0	0	0	0	0	0
Trinity Station Retirement Community	0	0	0	0	0	0	0	0
GREENUP County Total:	7	1,515	5	1,098	0	0	0	0
LAWRENCE								
The Jordan Center	0	0	0	0	0	0	0	0
LAWRENCE County Total:	0	0	0	0	0	0	0	0
MENIFEE								
Edgewood Estates	0	0	0	0	0	0	0	0
MENIFEE County Total:	0	0	0	0	0	0	0	0
MONTGOMERY								
Regency Memory Care	0	0	0	0	0	0	0	0
MONTGOMERY County Total:	0	0	0	0	0	0	0	0
MORGAN								
West Liberty Nursing and Rehabilitation Center	0	0	0	0	0	0	0	0
MORGAN County Total:	0	0	0	0	0	0	0	0
Pathways CMHC Total:	11	1,519	7	1,100	0	0	0	0

*CMHC - Community Mental Health Center

*SMI - Severe Mental Illness

*State Supp - Supplementation for needy persons who are aged, blind or have a disability (KRS 205.245)

2022 ANNUAL KENTUCKY CHEMICAL DEPENDENCY UTILIZATION AND SERVICE REPORT

Table 2EE - Personal Care Bed Census by Gender & Ages 65 & Older

Patients With SMI Receiving State Supplementation

CMHC Region / County / Facility	65-84				85 & Older			
	Male SMI State Supp Census	Male SMI State Supp Inpatient Days	Female SMI State Supp Census	Female SMI State Supp Inpatient Days	Male SMI State Supp Census	Male SMI State Supp Inpatient Days	Female SMI State Supp Census	Female SMI State Supp Inpatient Days
Pennyroyal								
CALDWELL								
Highland Homes, Inc.	21	7300	9	2920	0	0	0	0
CALDWELL County Total:	21	7,300	9	2,920	0	0	0	0
CHRISTIAN								
Christian County Manor	21	365	11	365	0	0	0	0
Christian Health Center, Hopkinsville	0	0	0	0	0	0	0	0
Pennyryle Home	11	3445	12	2788	0	0	0	0
CHRISTIAN County Total:	32	3,810	23	3,153	0	0	0	0
HOPKINS								
The Homestead	8	2049	6	1704	0	0	0	0
The Oaks PCH/Madisonville	6	2190	4	1460	0	0	0	0
HOPKINS County Total:	14	4,239	10	3,164	0	0	0	0
MUHLENBERG								
Greenville Nursing and Rehabilitation	1	313	2	316	0	0	0	0
Sparks Nursing Center	4	1363	5	887	1	365	0	0
MUHLENBERG County Total:	5	1,676	7	1,203	1	365	0	0
Pennyroyal CMHC Total:	72	17,025	49	10,440	1	365	0	0

*CMHC - Community Mental Health Center

*SMI - Severe Mental Illness

*State Supp - Supplementation for needy persons who are aged, blind or have a disability (KRS 205.245)

2022 ANNUAL KENTUCKY CHEMICAL DEPENDENCY UTILIZATION AND SERVICE REPORT

Table 2EE - Personal Care Bed Census by Gender & Ages 65 & Older

Patients With SMI Receiving State Supplementation

CMHC Region / County / Facility	65-84				85 & Older			
	Male SMI State Supp Census	Male SMI State Supp Inpatient Days	Female SMI State Supp Census	Female SMI State Supp Inpatient Days	Male SMI State Supp Census	Male SMI State Supp Inpatient Days	Female SMI State Supp Census	Female SMI State Supp Inpatient Days
River Valley								
DAVIESS								
Chautauqua Health and Rehab	1	234	3	1061	0	0	0	0
Davco Rest Home	10	3319	8	2055	0	0	0	0
Fern Terrace of Owensboro	6	1592	25	5016	0	0	1	243
DAVIESS County Total:	17	5,145	36	8,132	0	0	1	243
HANCOCK								
The Oaks PCH/Lewisport	1	1	0	0	0	0	0	0
HANCOCK County Total:	1	1	0	0	0	0	0	0
HENDERSON								
Cedarhurst of Henderson	0	0	0	0	0	0	0	0
HENDERSON County Total:	0	0	0	0	0	0	0	0
MCLEAN								
Sunny Acres	6	1353	5	1073	0	0	0	0
MCLEAN County Total:	6	1,353	5	1,073	0	0	0	0
OHIO								
Beaver Dam Nursing and Rehab Center	2	717	5	1123	0	0	0	0
OHIO County Total:	2	717	5	1,123	0	0	0	0

*CMHC - Community Mental Health Center

*SMI - Severe Mental Illness

*State Supp - Supplementation for needy persons who are aged, blind or have a disability (KRS 205.245)

2022 ANNUAL KENTUCKY CHEMICAL DEPENDENCY UTILIZATION AND SERVICE REPORT

Table 2EE - Personal Care Bed Census by Gender & Ages 65 & Older

Patients With SMI Receiving State Supplementation

CMHC Region / County / Facility	65-84				85 & Older			
	Male SMI State Supp Census	Male SMI State Supp Inpatient Days	Female SMI State Supp Census	Female SMI State Supp Inpatient Days	Male SMI State Supp Census	Male SMI State Supp Inpatient Days	Female SMI State Supp Census	Female SMI State Supp Inpatient Days
River Valley CMHC Total:	26	7,216	46	10,328	0	0	1	243
Seven Counties								
BULLITT								
Colonial House of Shepherdsville	4	1460	6	2190	0	0	0	0
BULLITT County Total:	4	1,460	6	2,190	0	0	0	0
JEFFERSON								
Anthology of Louisville	0	0	0	0	0	0	0	0
Barton House of Louisville 1	0	0	0	0	0	0	0	0
Belmont Village	0	0	0	0	0	0	0	0
Brookdale Stonestreet	0	0	0	0	0	0	0	0
Christian Health Center of Louisville	0	0	0	0	0	0	0	0
Eastern Star Home in KY	0	0	0	0	0	0	0	0
Forest Hills Commons	0	0	0	0	0	0	0	0
Forest Springs Health Campus	0	0	0	0	0	0	0	0
Glen Ridge Health Campus	0	0	0	0	0	0	0	0
Hallmark House Louisville II	0	0	0	0	0	0	0	0
Heartsong Memory Care	0	0	0	0	0	0	0	0
Little Sisters of the Poor	0	0	0	0	0	0	0	0
Louisville Protestant Altenheim	0	0	0	0	0	0	0	0

*CMHC - Community Mental Health Center

*SMI - Severe Mental Illness

*State Supp - Supplementation for needy persons who are aged, blind or have a disability (KRS 205.245)

2022 ANNUAL KENTUCKY CHEMICAL DEPENDENCY UTILIZATION AND SERVICE REPORT

Table 2EE - Personal Care Bed Census by Gender & Ages 65 & Older

Patients With SMI Receiving State Supplementation

CMHC Region / County / Facility	65-84				85 & Older			
	Male SMI State Supp Census	Male SMI State Supp Inpatient Days	Female SMI State Supp Census	Female SMI State Supp Inpatient Days	Male SMI State Supp Census	Male SMI State Supp Inpatient Days	Female SMI State Supp Census	Female SMI State Supp Inpatient Days
Masonic Home of Louisville	0	0	0	0	0	0	0	0
Morning Pointe Of Louisville At South Hurstbourne	0	0	0	0	0	0	0	0
Nazareth Home	0	0	0	0	0	0	0	0
Nazareth Home Clifton	0	0	0	0	0	0	0	0
Park Louisville	0	0	0	0	0	0	0	0
Parrs at Springhurst	0	0	0	0	0	0	0	0
Rose Anna Hughes Home	0	0	0	0	0	0	0	0
Sunrise of Louisville	0	0	0	0	0	0	0	0
Symphony at Valley Farms	0	0	0	0	0	0	0	0
The Enclave of East Louisville	0	0	0	0	0	0	0	0
The Episcopal Church Home	0	0	0	0	0	0	0	0
The Forum at Brookside	0	0	0	0	0	0	0	0
The Lantern At Morning Pointe (Louisville)	0	0	0	0	0	0	0	0
The Legacy at English Station	0	0	0	0	0	0	0	0
The Springs at Stony Brook	0	0	4	4	24	24	37	37
The Willows at Springhurst	0	0	0	0	0	0	0	0
Treyton Oaks Towers	0	0	0	0	0	0	0	0

*CMHC - Community Mental Health Center

*SMI - Severe Mental Illness

*State Supp - Supplementation for needy persons who are aged, blind or have a disability (KRS 205.245)

2022 ANNUAL KENTUCKY CHEMICAL DEPENDENCY UTILIZATION AND SERVICE REPORT

Table 2EE - Personal Care Bed Census by Gender & Ages 65 & Older

Patients With SMI Receiving State Supplementation

CMHC Region / County / Facility	65-84				85 & Older			
	Male SMI State Supp Census	Male SMI State Supp Inpatient Days	Female SMI State Supp Census	Female SMI State Supp Inpatient Days	Male SMI State Supp Census	Male SMI State Supp Inpatient Days	Female SMI State Supp Census	Female SMI State Supp Inpatient Days
Wesley Manor	0	0	0	0	0	0	0	0
Westport Place Health Campus	0	0	0	0	0	0	0	0
Wickshire Blankenbaker	0	0	0	0	0	0	0	0
JEFFERSON County Total:	0	0	4	4	24	24	37	37
SHELBY								
Colonial Hall Manor	12	3035	11	2433	0	0	0	0
Masonic Home of Shelbyville	0	0	0	0	0	0	0	0
Shelby Farms Senior Living	0	0	0	0	0	0	0	0
SHELBY County Total:	12	3,035	11	2,433	0	0	0	0
Seven Counties CMHC Total:	16	4,495	21	4,627	24	24	37	37
State Total	291	77,940	227	59,799	34	2,475	43	1,559

*CMHC - Community Mental Health Center

*SMI - Severe Mental Illness

*State Supp - Supplementation for needy persons who are aged, blind or have a disability (KRS 205.245)

2022 ANNUAL KENTUCKY LONG TERM CARE UTILIZATION AND SERVICE REPORT

Table 3 - Census Data- Nursing Home (CCRC) Beds

ADD / Facility	Licensed Beds	Beds In Operation	Beginning Census	Admissions	Discharges	Deaths	Ending Census	Total Patient Days	Occupancy Percentage	Potential Patient Days
ADD:2										
CHRISTIAN										
Christian Health Center, Hopkinsville	2	2	0	6	4	0	2	320	43.84%	730
CHRISTIAN County Total:	2	2	0	6	4	0	2	320	43.84%	730
LYON										
Rivers Bend Retirement Community	1	1	0	8	8	0	0	288	78.90%	365
LYON County Total:	1	1	0	8	8	0	0	288	78.90%	365
ADD: 2 Total	3	3	0	14	12	0	2	608	55.53%	1,095
ADD:3										
UNION										
Breckinridge Place	8	8	7	18	12	5	8	2,646	90.62%	2,920
UNION County Total:	8	8	7	18	12	5	8	2,646	90.62%	2,920
ADD: 3 Total	8	8	7	18	12	5	8	2,646	90.62%	2,920
ADD:4										
WARREN										
Christian Health Center, Bowling Green	23	23	23	17	3	15	22	8,030	95.65%	8,395
WARREN County Total:	23	23	23	17	3	15	22	8,030	95.65%	8,395
ADD: 4 Total	23	23	23	17	3	15	22	8,030	95.65%	8,395
ADD:5										
MARION										
The Village of Lebanon II	10	10	5	5	4	3	3	1,645	45.07%	3,650
MARION County Total:	10	10	5	5	4	3	3	1,645	45.07%	3,650
ADD: 5 Total	10	10	5	5	4	3	3	1,645	45.07%	3,650
ADD:6										
JEFFERSON										
Christian Health Center of Louisville	2	0	2	12	12	0	2	138	18.90%	730
Louisville Protestant Altenheim	8	8	5	1	1	1	4	1,541	52.77%	2,920
Nazareth Home	24	0	0	0	0	0	0	0	0.00%	0
The Forum at Brookside	18	0	0	0	0	0	0	0	0.00%	0
The Springs at Stony Brook	15	15	0	0	0	0	0	0	0.00%	0
JEFFERSON County Total:	67	23	7	13	13	1	6	1,679	46.00%	3,650
ADD: 6 Total	67	23	7	13	13	1	6	1,679	46.00%	3,650
ADD:7										
KENTON										

Table 3 - Census Data- Nursing Home (CCRC) Beds

ADD / Facility	Licensed Beds	Beds In Operation	Beginning Census	Admissions	Discharges	Deaths	Ending Census	Total Patient Days	Occupancy Percentage	Potential Patient Days
Madonna Manor	1	1	1	3	0	3	1	299	81.92%	365
KENTON County Total:	1	1	1	3	0	3	1	299	81.92%	365
ADD: 7 Total	1	1	1	3	0	3	1	299	81.92%	365
ADD:10										
GREENUP										
Trinity Station Retirement Community	17	17	10	10	4	9	7	2,953	47.59%	6,205
GREENUP County Total:	17	17	10	10	4	9	7	2,953	47.59%	6,205
ADD: 10 Total	17	17	10	10	4	9	7	2,953	47.59%	6,205
ADD:13										
KNOX										
Christian Health Center - Corbin	4	4	1	11	11	0	1	833	61.07%	1,364
KNOX County Total:	4	4	1	11	11	0	1	833	61.07%	1,364
LAUREL										
Laurel Heights Home for the Elderly	17	17	17	24	17	7	17	5,995	96.62%	6,205
LAUREL County Total:	17	17	17	24	17	7	17	5,995	96.62%	6,205
ADD: 13 Total	21	21	18	35	28	7	18	6,828	90.21%	7,569
ADD:14										
PULASKI										
The Neighborhood Nursing Facility	12	12	10	19	4	14	11	3,855	88.01%	4,380
PULASKI County Total:	12	12	10	19	4	14	11	3,855	88.01%	4,380
ADD: 14 Total	12	12	10	19	4	14	11	3,855	88.01%	4,380
ADD:15										
FAYETTE										
Sayre Christian Village Nursing Home	11	11	7	19	10	7	9	3,312	82.49%	4,015
The Willows at Hamburg	10	10	9	49	41	7	10	3,427	93.89%	3,650
FAYETTE County Total:	21	21	16	68	51	14	19	6,739	87.92%	7,665
HARRISON										
Cedar Ridge Health Campus	5	5	5	3	3	0	5	1,770	96.99%	1,825
HARRISON County Total:	5	5	5	3	3	0	5	1,770	96.99%	1,825
JESSAMINE										
Bridgepointe At Ashgrove Woods	4	4	3	3	0	0	3	30	75.00%	40
Wesley Village	36	30	25	15	2	11	27	11,220	85.39%	13,140
JESSAMINE County Total:	40	34	28	18	2	11	30	11,250	85.36%	13,180

Table 3 - Census Data- Nursing Home (CCRC) Beds

ADD / Facility	Licensed Beds	Beds In Operation	Beginning Census	Admissions	Discharges	Deaths	Ending Census	Total Patient Days	Occupancy Percentage	Potential Patient Days
MADISON										
Telford Terrace	1	1	1	6	3	4	0	110	30.14%	365
MADISON County Total:	1	1	1	6	3	4	0	110	30.14%	365
MERCER										
The Willows at Harrodsburg	9	9	0	9	0	0	9	3,285	100.00%	3,285
MERCER County Total:	9	9	0	9	0	0	9	3,285	100.00%	3,285
WOODFORD										
The Homeplace At Midway	5	5	5	6	5	1	5	1,776	97.32%	1,825
WOODFORD County Total:	5	5	5	6	5	1	5	1,776	97.32%	1,825
ADD: 15 Total	81	75	55	110	64	30	68	24,930	88.58%	28,145
Statewide Total	243	193	136	244	144	87	146	53,473	80.56%	66,374

2022 ANNUAL KENTUCKY LONG TERM CARE UTILIZATION AND SERVICE REPORT

Table 4 - Census Data- Nursing Home (Non-CCRC) Beds

ADD / Facility	Licensed Beds	Beds In Operation	Beginning Census	Admiss-ions	Disch-arges	Deaths	Ending Census	Total Patient Days	Occupancy Percentage	Potential Patient Days
ADD:3										
DAVISS										
Hermitage Care and Rehabilitation Center	16	16	18	181	168	13	18	6,684	83.24%	8,030
DAVISS County Total:	16	16	18	181	168	13	18	6,684	83.24%	8,030
WEBSTER										
Shemwell Nursing Home	20	20	17	0	0	0	17	6,205	85.00%	7,300
WEBSTER County Total:	20	20	17	0	0	0	17	6,205	85.00%	7,300
ADD: 3 Total	36	36	35	181	168	13	35	12,889	84.08%	15,330
ADD:4										
WARREN										
Christian Health Center, Bowling Green	0	0	0	0	0	0	0	0	0.00%	0
WARREN County Total:	0	0	0	0	0	0	0	0	0.00%	0
ADD: 4 Total	0	0	0	0	0	0	0	0	0.00%	0
ADD:7										
KENTON										
Madonna Manor	0	0	0	0	0	0	0	0	0.00%	0
KENTON County Total:	0	0	0	0	0	0	0	0	0.00%	0
ADD: 7 Total	0	0	0	0	0	0	0	0	0.00%	0
ADD:15										
BOURBON										
Bourbon Heights	32	32	28	51	45	13	21	8,155	69.82%	11,680
BOURBON County Total:	32	32	28	51	45	13	21	8,155	69.82%	11,680
FAYETTE										
The Willows at Hamburg	0	0	0	0	0	0	0	0	0.00%	0
FAYETTE County Total:	0	0	0	0	0	0	0	0	0.00%	0
MERCER										
The Willows at Harrodsburg	0	0	0	0	0	0	0	0	0.00%	0
MERCER County Total:	0	0	0	0	0	0	0	0	0.00%	0
WOODFORD										
Taylor Manor Nursing Home	40	40	26	17	3	18	22	9,388	64.30%	14,600
The Homeplace At Midway	0	0	0	0	0	0	0	0	0.00%	0
WOODFORD County Total:	40	40	26	17	3	18	22	9,388	64.30%	14,600
ADD: 15 Total	72	72	54	68	48	31	43	17,543	66.75%	26,280
Statewide Total	108	108	89	249	216	44	78	30,432	73.14%	41,610

2022 ANNUAL KENTUCKY LONG TERM CARE UTILIZATION AND SERVICE REPORT

Table 5 - Census Data- Intermediate Care Beds

ADD / Facility	Licensed Beds	Beds In Operation	Beginning Census	Admissions	Discharges	Deaths	Ending Census	Total Patient Days	Occupancy Percentage	Potential Patient Days
ADD:3										
WEBSTER										
Shemwell Nursing Home	2	2	2	0	0	1	1	702	96.16%	730
WEBSTER County Total:	2	2	2	0	0	1	1	702	96.16%	730
ADD: 3 Total	2	2	2	0	0	1	1	702	96.16%	730
ADD:4										
WARREN										
Christian Health Center, Bowling Green	2	2	1	4	3	1	1	365	50.00%	730
WARREN County Total:	2	2	1	4	3	1	1	365	50.00%	730
ADD: 4 Total	2	2	1	4	3	1	1	365	50.00%	730
ADD:6										
JEFFERSON										
Eastern Star Home in KY	18	18	16	15	6	13	12	5,446	82.89%	6,570
Louisville Protestant Altenheim	24	24	15	8	2	7	14	5,226	59.66%	8,760
The Forum at Brookside	2	0	0	0	0	0	0	0	NaN	0
JEFFERSON County Total:	44	42	31	23	8	20	26	10,672	69.62%	15,330
ADD: 6 Total	44	42	31	23	8	20	26	10,672	69.62%	15,330
ADD:15										
HARRISON										
Cedar Ridge Health Campus	2	2	2	6	3	3	2	583	79.86%	730
HARRISON County Total:	2	2	2	6	3	3	2	583	79.86%	730
JESSAMINE										
Wesley Village	2	1	1	0	0	0	1	365	100.00%	365
JESSAMINE County Total:	2	1	1	0	0	0	1	365	100.00%	365
MADISON										
Telford Terrace	2	2	2	0	0	1	1	714	97.81%	730
MADISON County Total:	2	2	2	0	0	1	1	714	97.81%	730
WOODFORD										
Taylor Manor Nursing Home	18	18	4	3	1	1	5	1,617	24.61%	6,570
WOODFORD County Total:	18	18	4	3	1	1	5	1,617	24.61%	6,570
ADD: 15 Total	24	23	9	9	4	5	9	3,279	39.06%	8,395
Statewide Total	72	69	43	36	15	27	37	15,018	59.63%	25,185

2022 ANNUAL KENTUCKY LONG TERM CARE UTILIZATION AND SERVICE REPORT

Table 6 - Census Data - Alzheimer Facility Beds

ADD / Facility	Licensed Beds	Beds In Operation	Beginning Census	Admissions	Discharges	Deaths	Ending Census	Total Patient Days	Occupancy Percentage	Potential Patient Days
ADD:3										
DAVISS										
Wellington Parc of Owensboro	60	60	44	29	15	18	40	16,876	77.06%	21,900
DAVISS County Total:	60	60	44	29	15	18	40	16,876	77.06%	21,900
ADD: 3 Total	60	60	44	29	15	18	40	16,876	77.06%	21,900
ADD:4										
WARREN										
Magnolia Village	60	60	49	85	51	26	57	20,705	100.00%	20,706
WARREN County Total:	60	60	49	85	51	26	57	20,705	100.00%	20,706
ADD: 4 Total	60	60	49	85	51	26	57	20,705	100.00%	20,706
Statewide Total	120	120	93	114	66	44	97	37,581	88.21%	42,606

2022 ANNUAL KENTUCKY LONG TERM CARE UTILIZATION AND SERVICE REPORT

Table 7 - Census Data- ICF/IID Beds

ADD / Facility	Licensed Beds	Beds In Operation	Beginning Census	Admissions	Discharges	Deaths	Ending Census	Total Patient Days	Occupancy Percentage	Potential Patient Days
ADD:2										
CHRISTIAN										
Outwood ICF/IID	80	80	33	14	3	2	42	13,481	46.17%	29,200
CHRISTIAN County Total:	80	80	33	14	3	2	42	13,481	46.17%	29,200
ADD: 2 Total	80	80	33	14	3	2	42	13,481	46.17%	29,200
ADD:3										
DAVISS										
Wendell Fosters Campus for Developmental Disabilit	63	63	63	0	0	0	63	22,991	99.98%	22,995
DAVISS County Total:	63	63	63	0	0	0	63	22,991	99.98%	22,995
ADD: 3 Total	63	63	63	0	0	0	63	22,991	99.98%	22,995
ADD:6										
BULLITT										
Meadows ICF/IID	8	0	8	0	0	0	8	2,920	100.00%	2,920
BULLITT County Total:	8	0	8	0	0	0	8	2,920	100.00%	2,920
HENRY										
Cedar Lake Lodge Park Place I	8	8	8	1	0	1	8	2,704	92.60%	2,920
Cedar Lake Lodge Park Place II	8	8	8	0	0	0	8	2,838	97.19%	2,920
HENRY County Total:	16	16	16	1	0	1	16	5,542	94.90%	5,840
JEFFERSON										
Bingham Gardens	24	0	20	2	0	0	22	7,323	83.60%	8,760
Del Maria ICF/IID	8	0	8	0	0	0	8	2,920	100.00%	2,920
Hazelwood Center	201	0	52	4	3	4	49	18,113	24.69%	73,365
JEFFERSON County Total:	233	0	80	6	3	4	79	28,356	33.34%	85,045
OLDHAM										
Cedar Lake Lodge	63	63	63	6	1	5	63	22,758	98.97%	22,995
Cedar Lake Lodge Sycamore Run I	4	4	4	0	0	0	4	1,445	98.97%	1,460
Cedar Lake Lodge Sycamore Run II	4	4	4	0	0	0	4	1,389	95.14%	1,460
Windsong ICF/IID	8	0	8	0	0	0	8	2,920	100.00%	2,920
OLDHAM County Total:	79	71	79	6	1	5	79	28,512	98.88%	28,835
ADD: 6 Total	336	87	183	13	4	10	182	65,330	53.27%	122,640

Table 7 - Census Data- ICF/IID Beds

ADD / Facility	Licensed Beds	Beds In Operation	Beginning Census	Admissions	Discharges	Deaths	Ending Census	Total Patient Days	Occupancy Percentage	Potential Patient Days
ADD:14										
PULASKI										
Oakwood ICF/IID Unit 1	57	0	43	7	1	4	45	16,033	77.06%	20,805
Oakwood ICF/IID Unit 2	32	0	21	10	7	0	24	8,104	69.38%	11,680
Oakwood ICF/IID Unit 3	32	0	21	10	9	0	22	8,231	70.47%	11,680
Oakwood ICF/IID Unit 4	32	0	21	13	9	2	23	8,019	68.66%	11,680
PULASKI County Total:	153	0	106	40	26	6	114	40,387	72.32%	55,845
ADD: 14 Total	153	0	106	40	26	6	114	40,387	72.32%	55,845
Statewide Total	632	230	385	67	33	18	401	142,189	61.64%	230,680

2022 ANNUAL KENTUCKY LONG TERM CARE UTILIZATION AND SERVICE REPORT

Table 7A - ICF/IID Bed Transition Status by CMHC Region

CMHC Region / County / Facility	Licensed Beds	Individuals Served (Beginning Census + Admits)	Individuals Ready to		Individuals		Individuals on Waiting List for Admisson to ICF	Percent Transitioned
			Individuals	Resident Days	Individuals	Resident Days		
Adanta								
PULASKI								
Oakwood ICF/IID Unit 1	57	50	10	3567	1	287	0	2.00%
Oakwood ICF/IID Unit 2	32	31	5	1689	0	0	0	0.00%
Oakwood ICF/IID Unit 3	32	31	7	2555	2	464	0	6.45%
Oakwood ICF/IID Unit 4	32	34	7	2555	0	0	0	0.00%
PULASKI County Total:	153	146	29	10,366	3	751	0	2.05%
Adanta CMHC Region Total:	153	146	29	10,366	3	751	0	2.05%
Pennyroyal								
CHRISTIAN								
Outwood ICF/IID	80	47	1	365	1	261	0	2.13%
CHRISTIAN County Total:	80	47	1	365	1	261	0	2.13%
Pennyroyal CMHC Region Total:	80	47	1	365	1	261	0	2.13%
River Valley								
DAVIESS								
Wendell Fosters Campus for Developmental Disabilit	63	63	4	1460	0	0	56	0.00%
DAVIESS County Total:	63	63	4	1,460	0	0	56	0.00%
River Valley CMHC Region Total:	63	63	4	1,460	0	0	56	0.00%
Seven Counties								
BULLITT								
Meadows ICF/IID	8	8	0	0	0	0	0	0.00%
BULLITT County Total:	8	8	0	0	0	0	0	0.00%

*CMHC – Community Mental Health Center.

*Percent Transitioned – Individuals Transitioned divided by Individuals Served (Beginning Census + Admits).

Table 7A - ICF/IID Bed Transition Status by CMHC Region

CMHC Region / County / Facility	Licensed Beds	Individuals Served (Beginning Census + Admits)	Individuals Ready to		Individuals		Individuals on Waiting List for Admisson to ICF	Percent Transitioned
			Individuals	Resident Days	Individuals	Resident Days		
HENRY								
Cedar Lake Lodge Park Place I	8	9	0	0	0	0	0	0.00%
Cedar Lake Lodge Park Place II	8	8	0	0	0	0	0	0.00%
HENRY County Total:	16	17	0	0	0	0	0	0.00%
JEFFERSON								
Bingham Gardens	24	22	1	365	0	0	0	0.00%
Del Maria ICF/IID	8	8	0	0	0	0	0	0.00%
Hazelwood Center	201	56	2	730	2	324	0	3.57%
JEFFERSON County Total:	233	86	3	1,095	2	324	0	2.33%
OLDHAM								
Cedar Lake Lodge	63	69	0	0	1	92	30	1.45%
Cedar Lake Lodge Sycamore Run I	4	4	0	0	0	0	0	0.00%
Cedar Lake Lodge Sycamore Run II	4	4	0	0	0	0	0	0.00%
Windsong ICF/IID	8	8	0	0	0	0	0	0.00%
OLDHAM County Total:	79	85	0	0	1	92	30	1.18%
Seven Counties CMHC Region Total:	336	196	3	1,095	3	416	30	1.53%
State Total	632	452	37	13,286	7	1,428	86	1.55%

*CMHC – Community Mental Health Center.

*Percent Transitioned – Individuals Transitioned divided by Individuals Served (Beginning Census + Admits).

2022 ANNUAL KENTUCKY LONG TERM CARE UTILIZATION AND SERVICE REPORT

Table 7B - ICF/IID Bed, Reasons Individuals Not Transitioned by CMHC Region

CMHC Region / County / Facility	Family / Guardian Objection	Waiver Slots Unavailable	Required Services Unavailable	Willing Provider Unavailable	Other Reason Not Transitioned	Totals
Adanta						
ADAIR						
Signature Healthcare At Summit Manor Rehab	0	0	0	0	0	0
ADAIR County Total:	0	0	0	0	0	0
CASEY						
Liberty Care and Rehabilitation Center	0	0	0	0	0	0
CASEY County Total:	0	0	0	0	0	0
CLINTON						
Clinton County Care and Rehabilitation Center	0	0	0	0	0	0
CLINTON County Total:	0	0	0	0	0	0
CUMBERLAND						
Cumberland Valley Manor	0	0	0	0	0	0
CUMBERLAND County Total:	0	0	0	0	0	0
GREEN						
Green Hill Rehabilitation and Care	0	0	0	0	0	0
McDowell Skilled Nursing Facility	0	0	0	0	0	0
GREEN County Total:	0	0	0	0	0	0
MCCREARY						
Cumberland Manor Rest Home	0	0	0	0	0	0

*CMHC – Community Mental Health Center

2022 ANNUAL KENTUCKY LONG TERM CARE UTILIZATION AND SERVICE REPORT

Table 7B - ICF/IID Bed, Reasons Individuals Not Transitioned by CMHC Region

CMHC Region / County / Facility	Family / Guardian Objection	Waiver Slots Unavailable	Required Services Unavailable	Willing Provider Unavailable	Other Reason Not Transitioned	Totals
Signature Healthcare of McCreary County Rehab	0	0	0	0	0	0
MCCREARY County Total:	0	0	0	0	0	0
PULASKI						
Bluegrass Senior Living Somerset	0	0	0	0	8	8
Crestview Personal Care	0	0	0	0	0	0
Cumberland Nursing and Rehabilitation Center	0	0	0	0	0	0
Lake Cumberland Regional Hospital SCU	0	0	0	0	0	0
Oakwood ICF/IID Unit 1	5	0	2	2	1	10
Oakwood ICF/IID Unit 2	0	0	5	0	0	5
Oakwood ICF/IID Unit 3	0	0	7	0	0	7
Oakwood ICF/IID Unit 4	2	0	2	1	2	7
Somerset Nursing and Rehabilitation Facility	0	0	0	0	0	0
Somerwoods Nursing and Rehabilitation	0	0	0	0	0	0
The Neighborhood Nursing Facility	0	0	0	0	0	0
PULASKI County Total:	7	0	16	3	11	37
RUSSELL						
Fair Oaks Health Systems	0	0	0	0	0	0
RUSSELL County Total:	0	0	0	0	0	0

*CMHC – Community Mental Health Center

2022 ANNUAL KENTUCKY LONG TERM CARE UTILIZATION AND SERVICE REPORT

Table 7B - ICF/IID Bed, Reasons Individuals Not Transitioned by CMHC Region

CMHC Region / County / Facility	Family / Guardian Objection	Waiver Slots Unavailable	Required Services Unavailable	Willing Provider Unavailable	Other Reason Not Transitioned	Totals
TAYLOR						
Bluegrass Way	0	0	0	0	0	0
Campbellsville Nursing and Rehabilitation	0	0	0	0	0	0
The Grandview Nursing and Rehabilitation Facility	0	0	0	0	0	0
TAYLOR County Total:	0	0	0	0	0	0
WAYNE						
Dishman Personal Care Home	0	0	0	0	0	0
Hicks Golden Years Nursing Home	0	0	0	0	0	0
WAYNE County Total:	0	0	0	0	0	0
Adanta CMHC Total:	7	0	16	3	11	37
Bluegrass						
ANDERSON						
Signature Healthcare at Heritage Hall Rehab	0	0	0	0	0	0
ANDERSON County Total:	0	0	0	0	0	0
BOURBON						
Bourbon Heights	0	0	0	0	0	0
BOURBON County Total:	0	0	0	0	0	0
BOYLE						
Danville Center For Health	0	0	0	0	0	0
Landmark of Danville Rehabilitation and Nursing Center, LLC	0	0	0	0	0	0

*CMHC – Community Mental Health Center

2022 ANNUAL KENTUCKY LONG TERM CARE UTILIZATION AND SERVICE REPORT

Table 7B - ICF/IID Bed, Reasons Individuals Not Transitioned by CMHC Region

CMHC Region / County / Facility	Family / Guardian Objection	Waiver Slots Unavailable	Required Services Unavailable	Willing Provider Unavailable	Other Reason Not Transitioned	Totals
McDowell Place of Danville	0	0	0	0	0	0
Morning Pointe of Danville	0	0	0	0	0	0
Walkers Trail Senior Living	0	0	0	0	0	0
BOYLE County Total:	0	0	0	0	0	0
CLARK						
Clark Regional Medical Center Transitional Care Unit	0	0	0	0	0	0
Fountain Circle Care and Rehab Ctr	0	0	0	0	0	0
CLARK County Total:	0	0	0	0	0	0
ESTILL						
Irvine Nursing and Rehabilitation	0	0	0	0	0	0
ESTILL County Total:	0	0	0	0	0	0
FAYETTE						
Bluegrass Care and Rehabilitation Center	0	0	0	0	0	0
Cambridge Place	0	0	0	0	0	0
Cardinal Hill Rehab Unit	0	0	0	0	0	0
Cedarhurst of Beaumont	0	0	0	0	0	0
Central KY Recovery Center Unit 2	0	0	0	0	0	0
Homestead Post Acute	0	0	0	0	0	0
Legacy Reserve at Fritz Farm	0	0	0	0	0	0
Lexington Country Place	0	0	0	0	0	0

*CMHC – Community Mental Health Center

2022 ANNUAL KENTUCKY LONG TERM CARE UTILIZATION AND SERVICE REPORT

Table 7B - ICF/IID Bed, Reasons Individuals Not Transitioned by CMHC Region

CMHC Region / County / Facility	Family / Guardian Objection	Waiver Slots Unavailable	Required Services Unavailable	Willing Provider Unavailable	Other Reason Not Transitioned	Totals
Lexington Premier Nursing and Rehab, LLC	0	0	0	0	0	0
Mayfair Manor	0	0	0	0	0	0
Mayfair Village Retirement Center	0	0	0	0	0	0
Morning Pointe of Lexington	0	0	0	0	0	0
Morning Pointe of Lexington East	0	0	0	0	0	0
Northpoint Lexington Healthcare Center	0	0	0	0	0	0
Pine Meadows Post Acute	0	0	0	0	0	0
Richmond Place Senior Living	0	0	0	0	0	0
Sayre Christian Village Nursing Home	0	0	0	0	0	0
Signature Healthcare At Tanbark Rehab	0	0	0	0	0	0
The Breckinridge	0	0	0	0	0	0
The Lantern at Morning Pointe	0	0	0	0	0	0
The Legacy at the Willows	0	0	0	0	0	0
The Willows at Fritz Farm	0	0	0	0	0	0
The Willows at Hamburg	0	0	0	0	0	0
Willows at Citation	0	0	0	0	0	0
FAYETTE County Total:	0	0	0	0	0	0
FRANKLIN						
Bradford Square Center	0	0	0	0	0	0
Dominion Senior Living of Frankfort	0	0	0	0	0	0

*CMHC – Community Mental Health Center

2022 ANNUAL KENTUCKY LONG TERM CARE UTILIZATION AND SERVICE REPORT

Table 7B - ICF/IID Bed, Reasons Individuals Not Transitioned by CMHC Region

CMHC Region / County / Facility	Family / Guardian Objection	Waiver Slots Unavailable	Required Services Unavailable	Willing Provider Unavailable	Other Reason Not Transitioned	Totals
Frankfort Rehab and Care	0	0	0	0	0	0
Morning Pointe of Frankfort	0	0	0	0	0	0
The Lantern at Morning Pointe of Frankfort	0	0	0	0	0	0
FRANKLIN County Total:	0	0	0	0	0	0
GARRARD						
Landmark of Lancaster Rehabilitation and Nursing	0	0	0	0	0	0
GARRARD County Total:	0	0	0	0	0	0
HARRISON						
Edgemont Healthcare	0	0	0	0	0	0
Grand Haven Nursing Home	0	0	0	0	0	0
Parkside Manor	0	0	0	0	0	0
Shady Lawn	0	0	0	0	0	0
HARRISON County Total:	0	0	0	0	0	0
JESSAMINE						
Bridgepointe At Ashgrove Woods	0	0	0	0	0	0
Cedarhurst of Nicholasville	0	0	0	0	0	0
Nicholasville Nursing and Rehabilitation	0	0	0	0	0	0
Rose Terrace Lodge	0	0	0	0	0	0
Thomson Hood Veterans Center	0	0	0	0	0	0

*CMHC – Community Mental Health Center

2022 ANNUAL KENTUCKY LONG TERM CARE UTILIZATION AND SERVICE REPORT

Table 7B - ICF/IID Bed, Reasons Individuals Not Transitioned by CMHC Region

CMHC Region / County / Facility	Family / Guardian Objection	Waiver Slots Unavailable	Required Services Unavailable	Willing Provider Unavailable	Other Reason Not Transitioned	Totals
Wesley Village	0	0	0	0	0	0
JESSAMINE County Total:	0	0	0	0	0	0
LINCOLN						
Stanford Care and Rehab	0	0	0	0	0	0
Waynesburg Manor	0	0	0	0	0	0
LINCOLN County Total:	0	0	0	0	0	0
MADISON						
Berea Health and Rehabilitation	0	0	0	0	0	0
Dominion Senior Living of Richmond	0	0	0	0	0	0
Kenwood Health and Rehabilitation Center	0	0	0	0	0	0
Madison Health and Rehabilitation Center	0	0	0	0	0	0
Morning Pointe of Richmond	0	0	0	0	0	0
Telford Terrace	1	0	0	0	0	1
The Terrace Nursing and Rehabilitation	0	0	0	0	0	0
MADISON County Total:	1	0	0	0	0	1
MERCER						
Harrodsburg Health and Rehab Ctr	0	0	0	0	0	0
The Willows at Harrodsburg	0	0	0	0	0	0
MERCER County Total:	0	0	0	0	0	0

*CMHC – Community Mental Health Center

2022 ANNUAL KENTUCKY LONG TERM CARE UTILIZATION AND SERVICE REPORT

Table 7B - ICF/IID Bed, Reasons Individuals Not Transitioned by CMHC Region

CMHC Region / County / Facility	Family / Guardian Objection	Waiver Slots Unavailable	Required Services Unavailable	Willing Provider Unavailable	Other Reason Not Transitioned	Totals
NICHOLAS						
Johnson Mathers Nursing Home	0	0	0	0	0	0
NICHOLAS County Total:	0	0	0	0	0	0
POWELL						
Stanton Nursing and Rehabilitation Center	0	0	0	0	0	0
POWELL County Total:	0	0	0	0	0	0
SCOTT						
Dover Nursing and Rehabilitation	0	0	0	0	0	0
Signature Healthcare of Georgetown	0	0	0	0	0	0
The Meadows At Windsor Gardens	0	0	0	0	0	0
SCOTT County Total:	0	0	0	0	0	0
WOODFORD						
Daisy Hill Senior Living	0	0	0	0	0	0
Taylor Manor Nursing Home	0	0	0	0	0	0
The Homeplace At Midway	0	0	0	0	0	0
WOODFORD County Total:	0	0	0	0	0	0
Bluegrass CMHC Total:	1	0	0	0	0	1

*CMHC – Community Mental Health Center

2022 ANNUAL KENTUCKY LONG TERM CARE UTILIZATION AND SERVICE REPORT

Table 7B - ICF/IID Bed, Reasons Individuals Not Transitioned by CMHC Region

CMHC Region / County / Facility	Family / Guardian Objection	Waiver Slots Unavailable	Required Services Unavailable	Willing Provider Unavailable	Other Reason Not Transitioned	Totals
Communicare						
BRECKINRIDGE						
Breckinridge Memorial Nursing Facility	0	0	0	0	0	0
Hardinsburg Nursing and Rehabilitation	0	0	0	0	0	0
BRECKINRIDGE County Total:	0	0	0	0	0	0
GRAYSON						
Grayson Nursing and Rehabilitation	0	0	0	0	0	0
Spring View Health and Rehab Center	0	0	0	0	0	0
GRAYSON County Total:	0	0	0	0	0	0
HARDIN						
Baptist Health Hardin (NF)	0	0	0	0	0	0
Helmwood Healthcare Center	0	0	0	0	0	0
Kensington Center	0	0	0	0	0	0
Peridot Senior Living	0	0	0	0	0	0
Radcliff Veterans Center	0	0	0	0	0	0
Signature Healthcare at North Hardin Rehab	0	0	0	0	0	0
Signature Healthcare of Elizabethtown	0	0	0	0	0	0
HARDIN County Total:	0	0	0	0	0	0

*CMHC – Community Mental Health Center

2022 ANNUAL KENTUCKY LONG TERM CARE UTILIZATION AND SERVICE REPORT

Table 7B - ICF/IID Bed, Reasons Individuals Not Transitioned by CMHC Region

CMHC Region / County / Facility	Family / Guardian Objection	Waiver Slots Unavailable	Required Services Unavailable	Willing Provider Unavailable	Other Reason Not Transitioned	Totals
LARUE						
Signature HealthCARE Sunrise Manor	0	0	0	0	0	0
LARUE County Total:	0	0	0	0	0	0
MARION						
Cedars Of Lebanon Nursing Center	0	0	0	0	0	0
Loretto Motherhouse Infirmary	0	0	0	0	0	0
The Village of Lebanon II	0	0	0	0	0	0
Village of Lebanon II (NF)	0	0	0	0	0	0
MARION County Total:	0	0	0	0	0	0
MEADE						
Brandenburg Nursing and Rehabilitation	0	0	0	0	0	0
MEADE County Total:	0	0	0	0	0	0
NELSON						
Flaget Memorial Hospital NF	0	0	0	0	0	0
Landmark of Bardstown Rehab and Nursing	0	0	0	0	0	0
Signature Healthcare At Colonial Rehab	0	0	0	0	0	0
Windsor Gardens CCRC	0	0	0	0	0	0
NELSON County Total:	0	0	0	0	0	0

*CMHC – Community Mental Health Center

2022 ANNUAL KENTUCKY LONG TERM CARE UTILIZATION AND SERVICE REPORT

Table 7B - ICF/IID Bed, Reasons Individuals Not Transitioned by CMHC Region

CMHC Region / County / Facility	Family / Guardian Objection	Waiver Slots Unavailable	Required Services Unavailable	Willing Provider Unavailable	Other Reason Not Transitioned	Totals
WASHINGTON						
Sansbury Care Center	0	0	0	0	0	0
Springfield Nursing and Rehabilitation Center	0	0	0	0	0	0
WASHINGTON County Total:	0	0	0	0	0	0
Communicare CMHC Total:	0	0	0	0	0	0
Comprehend						
BRACKEN						
Bracken County Post-Acute and Rehabilitation Center	0	0	0	0	0	0
BRACKEN County Total:	0	0	0	0	0	0
FLEMING						
Pioneer Trace Nursing Home	0	0	0	0	0	0
FLEMING County Total:	0	0	0	0	0	0
LEWIS						
Vanceburg Rehabilitation and Care	0	0	0	0	0	0
LEWIS County Total:	0	0	0	0	0	0
MASON						
Maysville Nursing and Rehabilitation Facility	0	0	0	0	0	0
MASON County Total:	0	0	0	0	0	0

*CMHC – Community Mental Health Center

2022 ANNUAL KENTUCKY LONG TERM CARE UTILIZATION AND SERVICE REPORT

Table 7B - ICF/IID Bed, Reasons Individuals Not Transitioned by CMHC Region

CMHC Region / County / Facility	Family / Guardian Objection	Waiver Slots Unavailable	Required Services Unavailable	Willing Provider Unavailable	Other Reason Not Transitioned	Totals
ROBERTSON						
Robertson County Health Care Facility	0	0	0	0	0	0
ROBERTSON County Total:	0	0	0	0	0	0
Comprehend CMHC Total:	0	0	0	0	0	0
Cumberland River						
BELL						
Generations Center of Middlesboro	0	0	0	0	0	0
Middlesboro Nursing and Rehab	0	0	0	0	0	0
Mountain View Nursing and Rehab Ctr	0	0	0	0	0	0
Pineville Community Health Center	0	0	0	0	0	0
BELL County Total:	0	0	0	0	0	0
CLAY						
Landmark of Laurel Creek Rehab and Nursing	0	0	0	0	0	0
CLAY County Total:	0	0	0	0	0	0
HARLAN						
Harlan Health and Rehabilitation Center	0	0	0	0	0	0
The Laurels	0	0	0	0	0	0

*CMHC – Community Mental Health Center

2022 ANNUAL KENTUCKY LONG TERM CARE UTILIZATION AND SERVICE REPORT

Table 7B - ICF/IID Bed, Reasons Individuals Not Transitioned by CMHC Region

CMHC Region / County / Facility	Family / Guardian Objection	Waiver Slots Unavailable	Required Services Unavailable	Willing Provider Unavailable	Other Reason Not Transitioned	Totals
Tri-Cities Nursing and Rehabilitation Center	0	0	0	0	0	0
HARLAN County Total:	0	0	0	0	0	0
JACKSON						
Signature HealthCare at Jackson Manor	0	0	0	0	0	0
JACKSON County Total:	0	0	0	0	0	0
KNOX						
Barbourville Health and Rehabilitation Center	0	0	0	0	0	0
Christian Health Center - Corbin	0	0	0	0	0	0
KNOX County Total:	0	0	0	0	0	0
LAUREL						
Hillcrest Health and Rehabilitation Center	0	0	0	0	0	0
Laurel Heights Home for the Elderly	0	0	0	0	0	0
LAUREL County Total:	0	0	0	0	0	0
ROCKCASTLE						
Rockcastle Health and Rehabilitation Center	0	0	0	0	0	0
Rockcastle Regional Hospital and Respiratory Care	0	0	0	0	0	0
ROCKCASTLE County Total:	0	0	0	0	0	0

*CMHC – Community Mental Health Center

2022 ANNUAL KENTUCKY LONG TERM CARE UTILIZATION AND SERVICE REPORT

Table 7B - ICF/IID Bed, Reasons Individuals Not Transitioned by CMHC Region

CMHC Region / County / Facility	Family / Guardian Objection	Waiver Slots Unavailable	Required Services Unavailable	Willing Provider Unavailable	Other Reason Not Transitioned	Totals
WHITLEY						
Corbin Health and Rehabilitation Center	0	0	0	0	0	0
The Heritage	0	0	0	0	0	0
Williamsburg Health and Rehabilitation Center	0	0	0	0	0	0
WHITLEY County Total:	0	0	0	0	0	0
Cumberland River CMHC Total:	0	0	0	0	0	0
Four Rivers						
BALLARD						
Life Care Center of LaCenter	0	0	0	0	0	0
BALLARD County Total:	0	0	0	0	0	0
CALLOWAY						
Gardens At Hickory Woods	0	0	0	0	0	0
Spring Creek Health Care	0	0	0	0	0	0
CALLOWAY County Total:	0	0	0	0	0	0
CARLISLE						
Countryside Center	0	0	0	0	0	0
CARLISLE County Total:	0	0	0	0	0	0
FULTON						
Fulton Nursing and Rehab	0	0	0	0	0	0

*CMHC – Community Mental Health Center

2022 ANNUAL KENTUCKY LONG TERM CARE UTILIZATION AND SERVICE REPORT

Table 7B - ICF/IID Bed, Reasons Individuals Not Transitioned by CMHC Region

CMHC Region / County / Facility	Family / Guardian Objection	Waiver Slots Unavailable	Required Services Unavailable	Willing Provider Unavailable	Other Reason Not Transitioned	Totals
Fulton Nursing and Rehab	0	0	0	0	0	0
FULTON County Total:	0	0	0	0	0	0
GRAVES						
Fern Terrace of Mayfield	0	0	0	0	0	0
Green Acres Health Care	0	0	0	0	0	0
Mayfield Health and Rehabilitation	0	0	0	0	0	0
Mills Nursing and Rehabilitation	0	0	0	0	0	0
GRAVES County Total:	0	0	0	0	0	0
HICKMAN						
Clinton Hickman County Nursing Facility	0	0	0	0	0	0
Clinton Place	0	0	0	0	0	0
HICKMAN County Total:	0	0	0	0	0	0
LIVINGSTON						
Salem Springlake Health and Rehabilitation Center	0	0	0	0	0	0
LIVINGSTON County Total:	0	0	0	0	0	0
MARSHALL						
Calvert City Convalescent Center	0	0	0	0	0	0
Lake Way Nursing and Rehabilitation Center	0	0	0	0	0	0

*CMHC – Community Mental Health Center

2022 ANNUAL KENTUCKY LONG TERM CARE UTILIZATION AND SERVICE REPORT

Table 7B - ICF/IID Bed, Reasons Individuals Not Transitioned by CMHC Region

CMHC Region / County / Facility	Family / Guardian Objection	Waiver Slots Unavailable	Required Services Unavailable	Willing Provider Unavailable	Other Reason Not Transitioned	Totals
Oakview Nursing and Rehabilitation Center	0	0	0	0	0	0
MARSHALL County Total:	0	0	0	0	0	0
MCCRACKEN						
Baptist Health Paducah	0	0	0	0	0	0
Gaither Suites at West Park	0	0	0	0	0	0
Parkview Nursing and Rehabilitation Center (Paducah)	0	0	0	0	0	0
Providence Pointe Healthcare	0	0	0	0	0	0
River Haven Nursing and Rehab	0	0	0	0	0	0
Stonecreek Health and Rehab	0	0	0	0	0	0
MCCRACKEN County Total:	0	0	0	0	0	0
Four Rivers CMHC Total:	0	0	0	0	0	0
Kentucky River						
BREATHITT						
Nim Henson Geriatric Center	0	0	0	0	0	0
BREATHITT County Total:	0	0	0	0	0	0
KNOTT						
Golden Years Rest Home	1	0	0	0	0	1
Knott County Health and Rehabilitation Center	0	0	0	0	0	0
KNOTT County Total:	1	0	0	0	0	1

*CMHC – Community Mental Health Center

2022 ANNUAL KENTUCKY LONG TERM CARE UTILIZATION AND SERVICE REPORT

Table 7B - ICF/IID Bed, Reasons Individuals Not Transitioned by CMHC Region

CMHC Region / County / Facility	Family / Guardian Objection	Waiver Slots Unavailable	Required Services Unavailable	Willing Provider Unavailable	Other Reason Not Transitioned	Totals
LEE						
Lee County Care and Rehabilitation Center	0	0	0	0	0	0
LEE County Total:	0	0	0	0	0	0
LESLIE						
Hyden Health and Rehabilitation Center	0	0	0	0	0	0
LESLIE County Total:	0	0	0	0	0	0
LETCHER						
Letcher Manor	0	0	0	0	0	0
LETCHER County Total:	0	0	0	0	0	0
OWSLEY						
Owsley County Health Care Center	0	0	0	0	0	0
OWSLEY County Total:	0	0	0	0	0	0
PERRY						
Hazard Health and Rehabilitation Center	0	0	0	0	0	0
Paul E Patton Eastern Ky Veterans Center	0	0	0	0	0	0
PERRY County Total:	0	0	0	0	0	0

*CMHC – Community Mental Health Center

2022 ANNUAL KENTUCKY LONG TERM CARE UTILIZATION AND SERVICE REPORT

Table 7B - ICF/IID Bed, Reasons Individuals Not Transitioned by CMHC Region

CMHC Region / County / Facility	Family / Guardian Objection	Waiver Slots Unavailable	Required Services Unavailable	Willing Provider Unavailable	Other Reason Not Transitioned	Totals
WOLFE						
Wolfe County Health and Rehabilitation Center	0	0	0	0	0	0
WOLFE County Total:	0	0	0	0	0	0
Kentucky River CMHC Total:	1	0	0	0	0	1
LifeSkills						
ALLEN						
Cal Turner Rehab and Specialty Care	0	0	0	0	0	0
Cornerstone Manor	0	0	0	0	0	0
Scottsville Manor	0	0	0	0	0	0
ALLEN County Total:	0	0	0	0	0	0
BARREN						
Barren County Nursing and Rehab	0	0	0	0	0	0
Glasgow State Nursing Facility	0	0	0	0	0	0
Glenview Health Care Facility	0	0	0	0	0	0
NHC HealthCare, Glasgow	0	0	0	0	0	0
Signature Healthcare of Glasgow	0	0	0	0	0	0
T J Samson Community Hospital Skilled Nursing Unit	0	0	0	0	0	0
BARREN County Total:	0	0	0	0	0	0

*CMHC – Community Mental Health Center

2022 ANNUAL KENTUCKY LONG TERM CARE UTILIZATION AND SERVICE REPORT

Table 7B - ICF/IID Bed, Reasons Individuals Not Transitioned by CMHC Region

CMHC Region / County / Facility	Family / Guardian Objection	Waiver Slots Unavailable	Required Services Unavailable	Willing Provider Unavailable	Other Reason Not Transitioned	Totals
BUTLER						
Morgantown Care and Rehabilitation Center	0	0	0	0	0	0
BUTLER County Total:	0	0	0	0	0	0
EDMONSON						
Edmonson Center	0	0	0	0	0	0
EDMONSON County Total:	0	0	0	0	0	0
HART						
Hart County Manor	0	1	0	0	0	1
Signature Healthcare of Hart County	0	0	0	0	0	0
HART County Total:	0	1	0	0	0	1
LOGAN						
Auburn Health Care	0	0	0	0	0	0
Creekwood Place Nursing and Rehab Center	0	0	0	0	0	0
LOGAN County Total:	0	0	0	0	0	0
METCALFE						
Harpers Home for the Aged	0	0	0	0	0	0
Metcalfe Health Care Center	0	0	0	0	0	0
METCALFE County Total:	0	0	0	0	0	0

*CMHC – Community Mental Health Center

2022 ANNUAL KENTUCKY LONG TERM CARE UTILIZATION AND SERVICE REPORT

Table 7B - ICF/IID Bed, Reasons Individuals Not Transitioned by CMHC Region

CMHC Region / County / Facility	Family / Guardian Objection	Waiver Slots Unavailable	Required Services Unavailable	Willing Provider Unavailable	Other Reason Not Transitioned	Totals
MONROE						
Signature HealthCare of Monroe County Rehab	0	0	0	0	0	0
MONROE County Total:	0	0	0	0	0	0
SIMPSON						
Lewis Memorial Methodist Home	0	0	0	0	0	0
SIMPSON County Total:	0	0	0	0	0	0
WARREN						
Bowling Green Nursing and Rehabilitation	0	0	0	0	0	0
Christian Health Center, Bowling Green	0	0	0	0	0	0
Colonial Center	0	0	0	0	0	0
Fern Terrace of Bowling Green	0	0	0	0	0	0
Greenwood Nursing and Rehabilitation	0	0	0	0	0	0
Hopkins Center	0	0	0	0	0	0
Magnolia Village	0	0	0	0	0	0
Signature Healthcare Bowling Green	0	0	0	0	0	0
The Haven At Massey Springs	0	0	0	0	0	0
WARREN County Total:	0	0	0	0	0	0
LifeSkills CMHC Total:	0	1	0	0	0	1

*CMHC – Community Mental Health Center

2022 ANNUAL KENTUCKY LONG TERM CARE UTILIZATION AND SERVICE REPORT

Table 7B - ICF/IID Bed, Reasons Individuals Not Transitioned by CMHC Region

CMHC Region / County / Facility	Family / Guardian Objection	Waiver Slots Unavailable	Required Services Unavailable	Willing Provider Unavailable	Other Reason Not Transitioned	Totals
Mountain						
FLOYD						
Prestonsburg Health Care Center	0	0	0	0	0	0
Riverview Health Care Center	0	0	0	0	0	0
FLOYD County Total:	0	0	0	0	0	0
JOHNSON						
Mountain Manor of Paintsville	0	0	0	0	0	0
Venture Home of Paintsville	0	0	0	0	0	0
JOHNSON County Total:	0	0	0	0	0	0
MAGOFFIN						
Salyersville Nursing and Rehabilitation Center	0	0	0	0	0	0
MAGOFFIN County Total:	0	0	0	0	0	0
MARTIN						
Martin County Health Care Facility	0	0	0	0	0	0
MARTIN County Total:	0	0	0	0	0	0
PIKE						
Good Shepherd Community Nursing Center	0	0	0	0	0	0
Landmark of Elkhorn City Rehabilitation	0	0	0	0	0	0
Parkview Nursing and Rehabilitation Center (Pikeville)	0	0	0	0	0	0
Pikeville Nursing and Rehab Center	0	0	0	0	0	0

*CMHC – Community Mental Health Center

2022 ANNUAL KENTUCKY LONG TERM CARE UTILIZATION AND SERVICE REPORT

Table 7B - ICF/IID Bed, Reasons Individuals Not Transitioned by CMHC Region

CMHC Region / County / Facility	Family / Guardian Objection	Waiver Slots Unavailable	Required Services Unavailable	Willing Provider Unavailable	Other Reason Not Transitioned	Totals
Tug Valley ARH Skilled Nursing Facility	0	0	0	0	0	0
PIKE County Total:	0	0	0	0	0	0
Mountain CMHC Total:	0	0	0	0	0	0
NorthKey						
BOONE						
Boonespring Transitional Care Center	0	0	0	0	0	0
Bridgepoint Care and Rehabilitation Center	0	0	0	0	0	0
Colonial Gardens	0	0	0	0	0	0
Florence Park Care Center	0	0	0	0	0	0
St Elizabeth Florence SNF	0	0	0	0	0	0
BOONE County Total:	0	0	0	0	0	0
CAMPBELL						
Carmel Manor	0	0	0	0	0	0
Coldspring Transitional Care Center	0	0	0	0	0	0
Highlandspring of Ft Thomas	0	0	0	0	0	0
St Elizabeth FT Thomas SNF	0	0	0	0	0	0
The Seasons at Alexandria	0	0	0	0	0	0
CAMPBELL County Total:	0	0	0	0	0	0

*CMHC – Community Mental Health Center

2022 ANNUAL KENTUCKY LONG TERM CARE UTILIZATION AND SERVICE REPORT

Table 7B - ICF/IID Bed, Reasons Individuals Not Transitioned by CMHC Region

CMHC Region / County / Facility	Family / Guardian Objection	Waiver Slots Unavailable	Required Services Unavailable	Willing Provider Unavailable	Other Reason Not Transitioned	Totals
CARROLL						
Carrollton Manor	0	0	0	0	0	0
Signature Healthcare of Carrollton Rehab	0	0	0	0	0	0
Valley Haven Rest Home	0	0	0	0	0	0
CARROLL County Total:	0	0	0	0	0	0
GALLATIN						
Gallatin Nursing and Rehab	0	0	0	0	0	0
GALLATIN County Total:	0	0	0	0	0	0
GRANT						
Grant Center	0	0	0	0	0	0
Jonesville Rest Home	0	0	0	0	0	0
GRANT County Total:	0	0	0	0	0	0
KENTON						
Charter Senior Living of Edgewood	0	0	0	0	0	0
Covington Ladies Home	0	0	0	0	0	0
Emerald Trace	0	0	0	0	0	0
Ivy Knoll	0	0	0	0	0	0
Madonna Manor	0	0	0	0	0	0
Regency Manor	0	0	0	0	0	0
Regency Manor North	0	0	0	0	0	0
Rosedale Green	0	0	0	0	0	0

*CMHC – Community Mental Health Center

2022 ANNUAL KENTUCKY LONG TERM CARE UTILIZATION AND SERVICE REPORT

Table 7B - ICF/IID Bed, Reasons Individuals Not Transitioned by CMHC Region

CMHC Region / County / Facility	Family / Guardian Objection	Waiver Slots Unavailable	Required Services Unavailable	Willing Provider Unavailable	Other Reason Not Transitioned	Totals
St Charles Care Center	0	0	0	0	0	0
The Pavilion at Kenton	0	0	0	0	0	0
Village Care Center	0	0	0	0	0	0
Villaspring of Erlanger	0	0	0	0	0	0
Woodcrest Nursing and Rehabilitation Center	0	0	0	0	0	0
KENTON County Total:	0	0	0	0	0	0
OWEN						
Owenton Healthcare and Rehabilitation	0	0	0	0	0	0
OWEN County Total:	0	0	0	0	0	0
PENDLETON						
Falmouth Personal Care Home	0	0	0	0	0	0
River Valley Nursing Home	0	0	0	0	0	0
The Front Gate	0	0	0	0	0	0
PENDLETON County Total:	0	0	0	0	0	0
NorthKey CMHC Total:	0	0	0	0	0	0
Pathways						
BATH						
Ridgeway Nursing and Rehabilitation	0	0	0	0	0	0
BATH County Total:	0	0	0	0	0	0

*CMHC – Community Mental Health Center

2022 ANNUAL KENTUCKY LONG TERM CARE UTILIZATION AND SERVICE REPORT

Table 7B - ICF/IID Bed, Reasons Individuals Not Transitioned by CMHC Region

CMHC Region / County / Facility	Family / Guardian Objection	Waiver Slots Unavailable	Required Services Unavailable	Willing Provider Unavailable	Other Reason Not Transitioned	Totals
BOYD						
Boyd Nursing and Rehabilitation Center	0	0	0	0	0	0
Genesis Health of Ashland	0	0	0	0	0	0
King's Daughters Rehab and Skilled Nursing Facility	0	0	0	0	0	0
Kings Daughters And Sons Home	0	0	0	0	0	0
Kingsbrook Lifecare Center	0	0	0	0	0	0
Woodland Oaks	0	0	0	0	0	0
BOYD County Total:	0	0	0	0	0	0
CARTER						
Carter Nursing and Rehabilitation Center	0	0	0	0	0	0
CARTER County Total:	0	0	0	0	0	0
ELLIOTT						
Elliott Nursing and Rehabilitation Center	0	0	0	0	0	0
ELLIOTT County Total:	0	0	0	0	0	0
GREENUP						
Frasures Personal Care Home	0	0	0	0	0	0
Morning Pointe of Russell	0	0	0	0	0	0
Oakmont Manor	0	0	0	0	0	0
South Shore Nursing and Rehabilitation Center	0	0	0	0	0	0

*CMHC – Community Mental Health Center

2022 ANNUAL KENTUCKY LONG TERM CARE UTILIZATION AND SERVICE REPORT

Table 7B - ICF/IID Bed, Reasons Individuals Not Transitioned by CMHC Region

CMHC Region / County / Facility	Family / Guardian Objection	Waiver Slots Unavailable	Required Services Unavailable	Willing Provider Unavailable	Other Reason Not Transitioned	Totals
The Lantern At Morning Pointe Alzheimers and Memory Care	0	0	0	0	0	0
Trinity Station Retirement Community	0	0	0	0	0	0
Wurtland Nursing and Rehabilitation Center	0	0	0	0	0	0
GREENUP County Total:	0	0	0	0	0	0
LAWRENCE						
The Jordan Center	0	0	0	0	0	0
LAWRENCE County Total:	0	0	0	0	0	0
MENIFEE						
Edgewood Estates	0	0	0	0	0	0
MENIFEE County Total:	0	0	0	0	0	0
MONTGOMERY						
Regency Memory Care	0	0	0	0	0	0
Windsor Care Center	0	0	0	0	0	0
MONTGOMERY County Total:	0	0	0	0	0	0
MORGAN						
West Liberty Nursing and Rehabilitation Center	1	0	0	0	0	1
MORGAN County Total:	1	0	0	0	0	1
ROWAN						
Life Care Center of Morehead	0	0	0	0	0	0

*CMHC – Community Mental Health Center

2022 ANNUAL KENTUCKY LONG TERM CARE UTILIZATION AND SERVICE REPORT

Table 7B - ICF/IID Bed, Reasons Individuals Not Transitioned by CMHC Region

CMHC Region / County / Facility	Family / Guardian Objection	Waiver Slots Unavailable	Required Services Unavailable	Willing Provider Unavailable	Other Reason Not Transitioned	Totals
St Claire Medical Center TCU	0	0	0	0	0	0
ROWAN County Total:	0	0	0	0	0	0
Pathways CMHC Total:	1	0	0	0	0	1
Pennyroyal						
CALDWELL						
Highland Homes, Inc.	0	0	0	0	0	0
Princeton Health and Rehab Center	0	0	0	0	0	0
CALDWELL County Total:	0	0	0	0	0	0
CHRISTIAN						
Bradford Heights Health and Rehab Center	0	0	0	0	0	0
Christian County Manor	0	0	0	0	0	0
Christian Health Center, Hopkinsville	0	0	0	0	0	0
Christian Heights Nursing and Rehabilitation Center	0	0	0	0	0	0
Covington Convalescent Center	0	0	0	0	0	0
Outwood ICF/IID	0	0	1	0	0	1
Pennyrile Home	0	0	0	0	0	0
Western State Nursing Facility	0	0	0	0	0	0
CHRISTIAN County Total:	0	0	1	0	0	1

*CMHC – Community Mental Health Center

2022 ANNUAL KENTUCKY LONG TERM CARE UTILIZATION AND SERVICE REPORT

Table 7B - ICF/IID Bed, Reasons Individuals Not Transitioned by CMHC Region

CMHC Region / County / Facility	Family / Guardian Objection	Waiver Slots Unavailable	Required Services Unavailable	Willing Provider Unavailable	Other Reason Not Transitioned	Totals
CRITTENDEN						
Crittenden County Health and Rehabilitation Center	0	0	0	0	0	0
CRITTENDEN County Total:	0	0	0	0	0	0
HOPKINS						
Baptist Health Deaconess Madisonville (LTC)	0	0	0	0	0	0
Brighton Cornerstone Health Care	0	0	0	0	0	0
Dawson Springs Health And Rehab Ctr	0	0	0	0	0	0
Hillside Center	0	0	0	0	0	0
Joseph Eddie Ballard Western Kentucky Veterans Ctr	0	0	0	0	0	0
Madisonville Health and Rehabilitation	0	0	0	0	0	0
Ridgewood Terrace Nursing Home	0	0	0	0	0	0
The Homestead	0	0	0	0	0	0
The Oaks PCH/Madisonville	0	0	0	0	0	0
Tradewater Pointe	0	0	0	0	0	0
HOPKINS County Total:	0	0	0	0	0	0
LYON						
Landmark of Kuttawa	0	0	0	0	0	0

*CMHC – Community Mental Health Center

2022 ANNUAL KENTUCKY LONG TERM CARE UTILIZATION AND SERVICE REPORT

Table 7B - ICF/IID Bed, Reasons Individuals Not Transitioned by CMHC Region

CMHC Region / County / Facility	Family / Guardian Objection	Waiver Slots Unavailable	Required Services Unavailable	Willing Provider Unavailable	Other Reason Not Transitioned	Totals
Rivers Bend Retirement Community	0	0	0	0	0	0
LYON County Total:	0	0	0	0	0	0
MUHLENBERG						
Greenville Nursing and Rehabilitation	0	0	0	0	0	0
Maple Health and Rehabilitation	0	0	0	0	0	0
Owensboro Health Muhlenberg Community Hospital Long Term Care	0	0	0	0	0	0
Sparks Nursing Center	0	0	0	0	0	0
MUHLENBERG County Total:	0	0	0	0	0	0
TODD						
Hearthstone Place	0	0	0	0	0	0
TODD County Total:	0	0	0	0	0	0
TRIGG						
Shady Lawn Nursing and Rehabilitation Center	0	0	0	0	0	0
TRIGG County Total:	0	0	0	0	0	0
Pennyroyal CMHC Total:	0	0	1	0	0	1
River Valley						
DAVIESS						
Chautauqua Health and Rehab	0	0	0	0	0	0

*CMHC – Community Mental Health Center

2022 ANNUAL KENTUCKY LONG TERM CARE UTILIZATION AND SERVICE REPORT

Table 7B - ICF/IID Bed, Reasons Individuals Not Transitioned by CMHC Region

CMHC Region / County / Facility	Family / Guardian Objection	Waiver Slots Unavailable	Required Services Unavailable	Willing Provider Unavailable	Other Reason Not Transitioned	Totals
Davco Rest Home	0	0	0	0	0	0
Fern Terrace of Owensboro	0	0	0	0	0	0
Hermitage Care and Rehabilitation Center	0	0	0	0	0	0
Signature Healthcare at Hillcrest	0	0	0	0	0	0
The Transitional Care Center of Owensboro	0	0	0	0	0	0
Twin Rivers Nursing and Rehab Center	0	0	0	0	0	0
Wellington Parc of Owensboro	0	0	0	0	0	0
Wendell Fosters Campus for Developmental Disabilit	1	2	0	0	1	4
DAVIESS County Total:	1	2	0	0	1	4
HANCOCK						
Heartland Villa Center	0	0	0	0	0	0
The Oaks PCH/Lewisport	0	0	0	0	0	0
HANCOCK County Total:	0	0	0	0	0	0
HENDERSON						
Cedarhurst of Henderson	0	0	0	0	0	0
Henderson Manor	0	0	0	0	0	0
Henderson Nursing and Rehabilitation Center	0	0	0	0	0	0
Redbanks	0	0	0	0	0	0
HENDERSON County Total:	0	0	0	0	0	0

*CMHC – Community Mental Health Center

2022 ANNUAL KENTUCKY LONG TERM CARE UTILIZATION AND SERVICE REPORT

Table 7B - ICF/IID Bed, Reasons Individuals Not Transitioned by CMHC Region

CMHC Region / County / Facility	Family / Guardian Objection	Waiver Slots Unavailable	Required Services Unavailable	Willing Provider Unavailable	Other Reason Not Transitioned	Totals
MCLEAN						
Riverside Care and Rehab Ctr	0	0	0	0	0	0
Sunny Acres	0	0	0	0	0	0
MCLEAN County Total:	0	0	0	0	0	0
OHIO						
Beaver Dam Nursing and Rehab Center	0	0	0	0	0	0
Fordsville Nursing and Rehabilitation Center	0	0	0	0	0	0
Signature Healthcare of Hartford Rehab and Wellnes	0	0	0	0	0	0
OHIO County Total:	0	0	0	0	0	0
UNION						
Breckinridge Place	0	0	0	0	0	0
Morganfield Nursing and Rehabilitation Center	0	0	0	0	0	0
UNION County Total:	0	0	0	0	0	0
WEBSTER						
Redbanks Colonial Terrace	0	0	0	0	0	0
Shemwell Nursing Home	0	0	0	0	0	0
WEBSTER County Total:	0	0	0	0	0	0
River Valley CMHC Total:	1	2	0	0	1	4

*CMHC – Community Mental Health Center

2022 ANNUAL KENTUCKY LONG TERM CARE UTILIZATION AND SERVICE REPORT

Table 7B - ICF/IID Bed, Reasons Individuals Not Transitioned by CMHC Region

CMHC Region / County / Facility	Family / Guardian Objection	Waiver Slots Unavailable	Required Services Unavailable	Willing Provider Unavailable	Other Reason Not Transitioned	Totals
Seven Counties						
BULLITT						
Bedrock HC at Green Meadows	0	0	0	0	0	0
Colonial House of Shepherdsville	0	0	0	0	0	0
Meadows ICF/IID	0	0	0	0	0	0
BULLITT County Total:	0	0	0	0	0	0
HENRY						
Cedar Lake Lodge Park Place I	0	0	0	0	0	0
Cedar Lake Lodge Park Place II	0	0	0	0	0	0
New Castle Nursing and Rehab	0	0	0	0	0	0
HENRY County Total:	0	0	0	0	0	0
JEFFERSON						
Anthology of Louisville	0	0	0	0	0	0
Barton House of Louisville 1	0	0	0	0	0	0
Belmont Village	0	0	0	0	0	0
Bingham Gardens	0	0	0	1	0	1
Brookdale Stonestreet	0	0	0	0	0	0
Cherokee Park Rehabilitation	0	0	0	0	0	0
Christian Health Center of Louisville	0	0	0	0	0	0
Clifton Oaks Care Center	0	0	0	0	0	0
Del Maria ICF/IID	0	0	0	0	0	0

*CMHC – Community Mental Health Center

2022 ANNUAL KENTUCKY LONG TERM CARE UTILIZATION AND SERVICE REPORT

Table 7B - ICF/IID Bed, Reasons Individuals Not Transitioned by CMHC Region

CMHC Region / County / Facility	Family / Guardian Objection	Waiver Slots Unavailable	Required Services Unavailable	Willing Provider Unavailable	Other Reason Not Transitioned	Totals
Eastern Star Home in KY	0	0	0	0	0	0
Essex Nursing and Rehabilitation Center	0	0	0	0	0	0
Forest Hills Commons	0	0	0	0	0	0
Forest Springs Health Campus	0	0	0	0	0	0
Franciscan Health Care Center	0	0	0	0	0	0
Glen Ridge Health Campus	0	0	0	0	0	0
Hallmark House Louisville II	0	0	0	0	0	0
Hazelwood Center	0	0	2	0	0	2
Heartsong Memory Care	0	0	0	0	0	0
Highlands Nursing and Rehabilitation Center	0	0	0	0	0	0
Hillcreek Rehabilitation and Care	0	0	0	0	0	0
Home of the Innocents	0	0	0	0	0	0
Jeffersontown Rehabilitation	0	0	0	0	0	0
Kindred Hospital - Louisville	0	0	0	0	0	0
Klondike Center	0	0	0	0	0	0
Landmark of Iroquois Park and Nursing Center	0	0	0	0	0	0
Landmark of Louisville Rehab and Nursing	0	0	0	0	0	0
Landmark of River City Rehabilitation and Nursing	0	0	0	0	0	0
Little Sisters of the Poor	0	0	0	0	0	0

*CMHC – Community Mental Health Center

2022 ANNUAL KENTUCKY LONG TERM CARE UTILIZATION AND SERVICE REPORT

Table 7B - ICF/IID Bed, Reasons Individuals Not Transitioned by CMHC Region

CMHC Region / County / Facility	Family / Guardian Objection	Waiver Slots Unavailable	Required Services Unavailable	Willing Provider Unavailable	Other Reason Not Transitioned	Totals
Louisville East Post Acute	0	0	0	0	0	0
Louisville Protestant Altenheim	0	0	0	0	0	0
Lyndon Woods Care and Rehabilitation	0	0	0	0	0	0
Masonic Home of Louisville	0	0	0	0	0	0
Morning Pointe Of Louisville At South Hurstbourne	0	0	0	0	0	0
Nazareth Home	0	0	0	0	0	0
Nazareth Home Clifton	0	0	0	0	0	0
Park Louisville	0	0	0	0	0	0
Park Terrace Health Campus	0	0	0	0	0	0
Parrs at Springhurst	0	0	0	0	0	0
Regency Center	0	0	0	0	0	0
Regis Woods	0	0	0	0	0	0
Rivers Edge Nursing and Rehabilitation Center	0	0	0	0	0	0
Rose Anna Hughes Home	0	0	0	0	0	0
Seneca Place	0	0	0	0	0	0
Signature Healthcare at Glenview	0	0	0	0	0	0
Signature Healthcare At Jefferson Manor Rehab	0	0	0	0	0	0
Signature Healthcare at Jefferson Place Rehab	0	0	0	0	0	0
Signature Healthcare At Rockford Rehab	0	0	0	0	0	0

*CMHC – Community Mental Health Center

2022 ANNUAL KENTUCKY LONG TERM CARE UTILIZATION AND SERVICE REPORT

Table 7B - ICF/IID Bed, Reasons Individuals Not Transitioned by CMHC Region

CMHC Region / County / Facility	Family / Guardian Objection	Waiver Slots Unavailable	Required Services Unavailable	Willing Provider Unavailable	Other Reason Not Transitioned	Totals
Signature Healthcare at U of L Mary & Elizabeth Hosp	0	0	0	0	0	0
Signature Healthcare of East Louisville	0	0	0	0	0	0
Signature Healthcare of South Louisville	0	0	0	0	0	0
St Matthews Care Center	0	0	0	0	0	0
Summerfield Rehab and Wellness	0	0	0	0	0	0
Sunrise of Louisville	0	0	0	0	0	0
Sycamore Heights Health and Rehab	0	0	0	0	0	0
The Enclave of East Louisville	0	0	0	0	0	0
The Episcopal Church Home	0	0	0	0	0	0
The Forum at Brookside	0	0	0	0	0	0
The Lantern At Morning Pointe (Louisville)	0	0	0	0	0	0
The Legacy at English Station	0	0	0	0	0	0
The Springs at Stony Brook	0	0	0	0	0	0
The Willows at Springhurst	0	0	0	0	0	0
Treyton Oaks Towers	0	0	0	0	0	0
Valhalla Post Acute	0	0	0	0	0	0
Wesley Manor	0	0	0	0	0	0
Westminster Terrace	0	0	0	0	0	0
Westport Place Health Campus	0	0	0	0	0	0

*CMHC – Community Mental Health Center

2022 ANNUAL KENTUCKY LONG TERM CARE UTILIZATION AND SERVICE REPORT

Table 7B - ICF/IID Bed, Reasons Individuals Not Transitioned by CMHC Region

CMHC Region / County / Facility	Family / Guardian Objection	Waiver Slots Unavailable	Required Services Unavailable	Willing Provider Unavailable	Other Reason Not Transitioned	Totals
Wickshire Blankenbaker	0	0	0	0	0	0
JEFFERSON County Total:	0	0	2	1	0	3
OLDHAM						
Baptist Health La Grange	0	0	0	0	0	0
Cedar Lake Lodge	0	0	0	0	0	0
Cedar Lake Lodge Sycamore Run I	0	0	0	0	0	0
Cedar Lake Lodge Sycamore Run II	0	0	0	0	0	0
Friendship Health and Rehab	0	0	0	0	0	0
Richwood Nursing and Rehab	0	0	0	0	0	0
Windsong ICF/IID	0	0	0	0	0	0
OLDHAM County Total:	0	0	0	0	0	0
SHELBY						
Colonial Hall Manor	0	0	0	0	0	0
Masonic Home of Shelbyville	0	0	0	0	0	0
Shelby Farms Senior Living	0	0	0	0	0	0
SHELBY County Total:	0	0	0	0	0	0
SPENCER						
Signature Healthcare of Spencer County	0	0	0	0	0	0
SPENCER County Total:	0	0	0	0	0	0

*CMHC – Community Mental Health Center

2022 ANNUAL KENTUCKY LONG TERM CARE UTILIZATION AND SERVICE REPORT

Table 7B - ICF/IID Bed, Reasons Individuals Not Transitioned by CMHC Region

CMHC Region / County / Facility	Family / Guardian Objection	Waiver Slots Unavailable	Required Services Unavailable	Willing Provider Unavailable	Other Reason Not Transitioned	Totals
TRIMBLE						
Bedford Springs Health and Rehabilitation	0	0	0	0	0	0
TRIMBLE County Total:	0	0	0	0	0	0
Seven Counties CMHC Total:	0	0	2	1	0	3
State Total	11	3	19	4	12	49

*CMHC – Community Mental Health Center

KENTUCKY ANNUAL LONG-TERM CARE SERVICES REPORT



KENTUCKY CABINET FOR
HEALTH AND FAMILY SERVICES

SECTION II: PAYOR SOURCE DATA

2022 ANNUAL KENTUCKY LONG TERM CARE UTILIZATION AND SERVICE REPORT

Table 8 - Payor Source- Nursing Facility Beds

Number of Patient Days by Primary Payor Source

ADD / Facility	Medicare	Medicaid	Private	Other	Total
ADD:1					
BALLARD					
Life Care Center of LaCenter	3,285	11,315	4,015	1,234	19,849
BALLARD County Total:	3,285	11,315	4,015	1,234	19,849
CALLOWAY					
Spring Creek Health Care	5,343	19,639	7,308	1,633	33,923
CALLOWAY County Total:	5,343	19,639	7,308	1,633	33,923
CARLISLE					
Countryside Center	1,488	13,565	2,675	725	18,453
CARLISLE County Total:	1,488	13,565	2,675	725	18,453
FULTON					
Fulton Nursing and Rehab	3,521	13,871	1,018	502	18,912
FULTON County Total:	3,521	13,871	1,018	502	18,912
GRAVES					
Green Acres Health Care	2,956	14,069	1,492	3,105	21,622
Mayfield Health and Rehabilitation	0	0	0	0	0
Mills Nursing and Rehabilitation	7,087	21,882	4,467	2,770	36,206
GRAVES County Total:	10,043	35,951	5,959	5,875	57,828
HICKMAN					
Clinton Hickman County Nursing Facility	1,534	9,990	1,801	674	13,999
Clinton Place	2,689	21,928	2,028	0	26,645
HICKMAN County Total:	4,223	31,918	3,829	674	40,644
MARSHALL					
Calvert City Convalescent Center	2,984	15,321	8,438	948	27,691
Lake Way Nursing and Rehabilitation Center	2,851	15,479	2,977	2,457	23,764

2022 ANNUAL KENTUCKY LONG TERM CARE UTILIZATION AND SERVICE REPORT

Table 8 - Payor Source- Nursing Facility Beds

Number of Patient Days by Primary Payor Source

ADD / Facility	Medicare	Medicaid	Private	Other	Total
Oakview Nursing and Rehabilitation Center	4,180	17,599	4,090	1,105	26,974
MARSHALL County Total:	10,015	48,399	15,505	4,510	78,429
MCCRACKEN					
Baptist Health Paducah	0	0	0	0	0
Parkview Nursing and Rehabilitation Center (Paducah)	8,519	42,268	9,041	8,000	67,828
Providence Pointe Healthcare	9,321	15,654	4,530	1,459	30,964
River Haven Nursing and Rehab	1,736	18,932	278	1,185	22,131
Stonecreek Health and Rehab	3,246	24,357	3,076	0	30,679
MCCRACKEN County Total:	22,822	101,211	16,925	10,644	151,602
ADD: 1 Total	60,740	275,869	57,234	25,797	419,640
ADD:2					
CALDWELL					
Princeton Health and Rehab Center	1,823	25,510	5,353	2,107	34,793
CALDWELL County Total:	1,823	25,510	5,353	2,107	34,793
CHRISTIAN					
Bradford Heights Health and Rehab Center	2,247	22,038	5,681	2,405	32,371
Christian Health Center, Hopkinsville	5,770	20,513	3,560	2,277	32,120
Christian Heights Nursing and Rehabilitation Center	1,919	15,361	1,263	782	19,325
Covington Convalescent Center	1,424	11,898	2,246	0	15,568
Western State Nursing Facility	0	17,866	0	5,492	23,358
CHRISTIAN County Total:	11,360	87,676	12,750	10,956	122,742

2022 ANNUAL KENTUCKY LONG TERM CARE UTILIZATION AND SERVICE REPORT

Table 8 - Payor Source- Nursing Facility Beds

Number of Patient Days by Primary Payor Source

ADD / Facility	Medicare	Medicaid	Private	Other	Total
CRITTENDEN					
Crittenden County Health and Rehabilitation Center	1,832	17,143	998	1,266	21,239
CRITTENDEN County Total:	1,832	17,143	998	1,266	21,239
HOPKINS					
Baptist Health Deaconess Madisonville (LTC)	0	0	0	0	0
Brighton Cornerstone Health Care	1,863	10,742	1,001	155	13,761
Dawson Springs Health And Rehab Ctr	1,501	17,572	7	151	19,231
Hillside Center	3,669	14,915	667	1,615	20,866
Joseph Eddie Ballard Western Kentucky Veterans Ctr	418	7,438	5,857	5,681	19,394
Madisonville Health and Rehabilitation	3,756	25,204	2,071	221	31,252
Ridgewood Terrace Nursing Home	4,403	22,323	4,058	1,663	32,447
Tradewater Pointe	3,088	11,547	837	251	15,723
HOPKINS County Total:	18,698	109,741	14,498	9,737	152,674
LIVINGSTON					
Salem Springlake Health and Rehabilitation Center	2,555	12,775	2,555	1,095	18,980
LIVINGSTON County Total:	2,555	12,775	2,555	1,095	18,980
LYON					
Landmark of Kuttawa	2,283	13,962	1,229	387	17,861
Rivers Bend Retirement Community	1,998	7,106	2,248	365	11,717
LYON County Total:	4,281	21,068	3,477	752	29,578
MUHLENBERG					
Greenville Nursing and Rehabilitation	2,365	16,252	894	1,184	20,695
Maple Health and Rehabilitation	3,565	25,166	2,257	697	31,685

2022 ANNUAL KENTUCKY LONG TERM CARE UTILIZATION AND SERVICE REPORT

Table 8 - Payor Source- Nursing Facility Beds

Number of Patient Days by Primary Payor Source

ADD / Facility	Medicare	Medicaid	Private	Other	Total
Owensboro Health Muhlenberg Community Hospital Long Term Care	1,497	9,908	1,829	636	13,870
MUHLENBERG County Total:	7,427	51,326	4,980	2,517	66,250
TODD					
Hearthstone Place	1,545	15,473	576	5	17,599
TODD County Total:	1,545	15,473	576	5	17,599
TRIGG					
Shady Lawn Nursing and Rehabilitation Center	1,581	9,247	2,862	782	14,472
TRIGG County Total:	1,581	9,247	2,862	782	14,472
ADD: 2 Total	51,102	349,959	48,049	29,217	478,327
ADD:3					
DAVIESS					
Carmel Home	656	2,496	2,673	6,988	12,813
Chautauqua Health and Rehab	3,147	33,932	1,857	39	38,975
Hermitage Care and Rehabilitation Center	2,117	15,822	4,690	1,187	23,816
Signature Healthcare at Hillcrest	5,816	28,455	3,038	5,117	42,426
The Transitional Care Center of Owensboro	5,173	0	0	183	5,356
Twin Rivers Nursing and Rehab Center	1,874	29,829	1,359	0	33,062
Wellington Parc of Owensboro	0	0	6,947	0	6,947
DAVIESS County Total:	18,783	110,534	20,564	13,514	163,395
HANCOCK					
Heartland Villa Center	3,092	10,154	1,165	891	15,302
HANCOCK County Total:	3,092	10,154	1,165	891	15,302
HENDERSON					
Henderson Nursing and Rehabilitation Center	1,674	22,821	2,617	1,853	28,965

2022 ANNUAL KENTUCKY LONG TERM CARE UTILIZATION AND SERVICE REPORT

Table 8 - Payor Source- Nursing Facility Beds

Number of Patient Days by Primary Payor Source

ADD / Facility	Medicare	Medicaid	Private	Other	Total
Redbanks	4,402	38,007	5,490	1,431	49,330
HENDERSON County Total:	6,076	60,828	8,107	3,284	78,295
MCLEAN					
Riverside Care and Rehab Ctr	3,392	20,721	680	0	24,793
MCLEAN County Total:	3,392	20,721	680	0	24,793
OHIO					
Beaver Dam Nursing and Rehab Center	2,148	16,109	1,121	281	19,659
Fordsville Nursing and Rehabilitation Center	2,123	19,928	376	244	22,671
Signature Healthcare of Hartford Rehab and Wellnes	4,630	22,956	2,163	0	29,749
OHIO County Total:	8,901	58,993	3,660	525	72,079
UNION					
Breckinridge Place	572	4,039	1,007	0	5,618
Morganfield Nursing and Rehabilitation Center	1,415	15,992	1,505	169	19,081
UNION County Total:	1,987	20,031	2,512	169	24,699
WEBSTER					
Redbanks Colonial Terrace	1,560	9,741	2,964	1,372	15,637
WEBSTER County Total:	1,560	9,741	2,964	1,372	15,637
ADD: 3 Total	43,791	291,002	39,652	19,755	394,200
ADD:4					
ALLEN					
Cal Turner Rehab and Specialty Care	2,666	26,340	5,864	132	35,002
ALLEN County Total:	2,666	26,340	5,864	132	35,002
BARREN					
Barren County Nursing and Rehab	1,769	19,641	7,382	43	28,835

2022 ANNUAL KENTUCKY LONG TERM CARE UTILIZATION AND SERVICE REPORT

Table 8 - Payor Source- Nursing Facility Beds

Number of Patient Days by Primary Payor Source

ADD / Facility	Medicare	Medicaid	Private	Other	Total
Glasgow State Nursing Facility	0	12,442	2,731	1,643	16,816
Glenview Health Care Facility	2,261	12,326	2,263	1,923	18,773
NHC HealthCare, Glasgow	5,090	41,217	7,199	936	54,442
Signature Healthcare of Glasgow	2,384	17,827	2,328	0	22,539
T J Samson Community Hospital Skilled Nursing Unit	2,562	0	0	126	2,688
BARREN County Total:	14,066	103,453	21,903	4,671	144,093
BUTLER					
Morgantown Care and Rehabilitation Center	4,308	31,426	3,143	0	38,877
BUTLER County Total:	4,308	31,426	3,143	0	38,877
EDMONSON					
Edmonson Center	3,619	19,255	952	847	24,673
EDMONSON County Total:	3,619	19,255	952	847	24,673
HART					
Signature Healthcare of Hart County	3,050	25,736	2,337	1,724	32,847
HART County Total:	3,050	25,736	2,337	1,724	32,847
LOGAN					
Auburn Health Care	1,216	11,402	1,708	0	14,326
Creekwood Place Nursing and Rehab Center	4,328	17,713	2,231	7,717	31,989
LOGAN County Total:	5,544	29,115	3,939	7,717	46,315
METCALFE					
Metcalfe Health Care Center	2,453	17,275	1,783	1,010	22,521
METCALFE County Total:	2,453	17,275	1,783	1,010	22,521
MONROE					
Signature HealthCare of Monroe County Rehab	3,768	22,835	2,019	841	29,463
MONROE County Total:	3,768	22,835	2,019	841	29,463

2022 ANNUAL KENTUCKY LONG TERM CARE UTILIZATION AND SERVICE REPORT

Table 8 - Payor Source- Nursing Facility Beds

Number of Patient Days by Primary Payor Source

ADD / Facility	Medicare	Medicaid	Private	Other	Total
SIMPSON					
Franklin-Simpson Nursing and Rehabilitation	1,749	25,059	2,071	0	28,879
SIMPSON County Total:	1,749	25,059	2,071	0	28,879
WARREN					
Bowling Green Nursing and Rehabilitation	1,721	15,765	2,068	1,010	20,564
Christian Health Center, Bowling Green	3,340	2,008	1,142	1,175	7,665
Colonial Center	1,434	12,155	1,289	1,202	16,080
Greenwood Nursing and Rehabilitation	15,002	22,588	3,846	0	41,436
Hopkins Center	3,829	11,775	971	0	16,575
Signature Healthcare Bowling Green	8,552	33,842	1,944	0	44,338
WARREN County Total:	33,878	98,133	11,260	3,387	146,658
ADD: 4 Total	75,101	398,627	55,271	20,329	549,328
ADD:5					
BRECKINRIDGE					
Breckinridge Memorial Nursing Facility	511	4,821	1,096	15	6,443
Hardinsburg Nursing and Rehabilitation	2,536	17,192	1,911	0	21,639
BRECKINRIDGE County Total:	3,047	22,013	3,007	15	28,082
GRAYSON					
Grayson Nursing and Rehabilitation	3,550	17,714	3,072	421	24,757
Spring View Health and Rehab Center	3,285	17,702	2,555	1,460	25,002
GRAYSON County Total:	6,835	35,416	5,627	1,881	49,759
HARDIN					
Baptist Health Hardin (NF)	3,291	0	109	0	3,400
Elizabethtown Nursing and Rehab	2,723	15,496	1,082	1,245	20,546
Helmwood Healthcare Center	2,768	9,143	5,203	1,403	18,517

2022 ANNUAL KENTUCKY LONG TERM CARE UTILIZATION AND SERVICE REPORT

Table 8 - Payor Source- Nursing Facility Beds

Number of Patient Days by Primary Payor Source

ADD / Facility	Medicare	Medicaid	Private	Other	Total
Kensington Center	5,587	21,658	893	0	28,138
Radcliff Veterans Center	198	2,428	1,852	8,913	13,391
Signature Healthcare at North Hardin Rehab	3,740	29,750	2,313	2,677	38,480
Signature Healthcare of Elizabethtown	5,174	19,983	3,302	3,032	31,491
HARDIN County Total:	23,481	98,458	14,754	17,270	153,963
LARUE					
Signature HealthCARE Sunrise Manor	5,969	26,586	3,363	0	35,918
LARUE County Total:	5,969	26,586	3,363	0	35,918
MARION					
Cedars Of Lebanon Nursing Center	90	6,392	319	0	6,801
Loretto Motherhouse Infirmary	580	11,198	3,526	0	15,304
Village of Lebanon II (NF)	170	5,035	366	0	5,571
MARION County Total:	840	22,625	4,211	0	27,676
MEADE					
Brandenburg Nursing and Rehabilitation	2,370	15,098	722	374	18,564
MEADE County Total:	2,370	15,098	722	374	18,564
NELSON					
Flaget Memorial Hospital NF	226	0	169	5	400
Landmark of Bardstown Rehab and Nursing	4,230	20,539	2,458	1,094	28,321
Signature Healthcare At Colonial Rehab	1,849	15,187	973	1,156	19,165
NELSON County Total:	6,305	35,726	3,600	2,255	47,886
WASHINGTON					
Sansbury Care Center	440	12,728	1,859	0	15,027
Springfield Nursing and Rehabilitation Center	1,997	15,782	625	1,680	20,084
WASHINGTON County Total:	2,437	28,510	2,484	1,680	35,111
ADD: 5 Total	51,284	284,432	37,768	23,475	396,959

2022 ANNUAL KENTUCKY LONG TERM CARE UTILIZATION AND SERVICE REPORT

Table 8 - Payor Source- Nursing Facility Beds

Number of Patient Days by Primary Payor Source

ADD / Facility	Medicare	Medicaid	Private	Other	Total
ADD:6					
BULLITT					
Bedrock HC at Green Meadows	5,588	24,055	4,095	0	33,738
BULLITT County Total:	5,588	24,055	4,095	0	33,738
HENRY					
New Castle Nursing and Rehab	3,583	15,045	858	0	19,486
HENRY County Total:	3,583	15,045	858	0	19,486
JEFFERSON					
Cherokee Park Rehabilitation	1,886	19,041	3,284	3,164	27,375
Christian Health Center of Louisville	2,712	30,508	1,243	2,785	37,248
Clifton Oaks Care Center	3,175	30,030	1,361	610	35,176
Essex Nursing and Rehabilitation Center	5,080	29,731	3,401	1,064	39,276
Forest Springs Health Campus	8,218	2,359	6,773	1,563	18,913
Franciscan Health Care Center	11,703	9,179	5,812	0	26,694
Glen Ridge Health Campus	8,427	3,116	5,442	0	16,985
Highlands Nursing and Rehabilitation Center	3,804	43,233	3,516	748	51,301
Hillcreek Rehabilitation and Care	6,766	41,613	2,795	1,149	52,323
Home of the Innocents	0	27,414	0	0	27,414
Jeffersontown Rehabilitation	4,120	22,442	3,969	2,845	33,376
Kindred Hospital - Louisville	683	11,902	1,458	220	14,263
Klondike Center	1,903	18,403	847	428	21,581
Landmark of Iroquois Park and Nursing Center	3,820	19,875	1,248	1,614	26,557
Landmark of Louisville Rehab and Nursing	7,932	53,593	3,323	985	65,833
Landmark of River City Rehabilitation and Nursing	365	29,930	0	1,825	32,120
Little Sisters of the Poor	432	10,449	509	446	11,836
Louisville East Post Acute	5,938	44,673	2,152	8,891	61,654
Lyndon Woods Care and Rehabilitation	6,075	29,831	3,293	3,211	42,410

2022 ANNUAL KENTUCKY LONG TERM CARE UTILIZATION AND SERVICE REPORT

Table 8 - Payor Source- Nursing Facility Beds

Number of Patient Days by Primary Payor Source

ADD / Facility	Medicare	Medicaid	Private	Other	Total
Masonic Home of Louisville	16,523	4,261	27,937	1,404	50,125
Nazareth Home	8,156	13,143	18,486	0	39,785
Nazareth Home Clifton	4,390	22,527	9,218	0	36,135
Park Terrace Health Campus	5,796	6,215	5,207	3,587	20,805
Regency Center	3,846	31,077	1,049	0	35,972
Regis Woods	0	0	0	0	0
Rivers Edge Nursing and Rehabilitation Center	2,230	23,932	1,011	30	27,203
Seneca Place	5,776	27,554	1,804	758	35,892
Signature Healthcare at Glenview	0	0	0	0	0
Signature Healthcare At Jefferson Manor Rehab	6,016	15,585	2,032	1,760	25,393
Signature Healthcare at Jefferson Place Rehab	10,757	5,833	6,081	1,860	24,531
Signature Healthcare at Meadowview Rehab	0	0	0	0	0
Signature Healthcare At Rockford Rehab	1,215	25,554	588	2,573	29,930
Signature Healthcare at U of L Mary & Elizabeth Hosp	7,255	0	303	0	7,558
Signature Healthcare of East Louisville	1,606	23,715	848	2,038	28,207
Signature Healthcare of South Louisville	2,813	18,730	7,634	615	29,792
St Matthews Care Center	6,197	28,202	2,450	1,577	38,426
Summerfield Rehab and Wellness	5,107	22,154	1,242	0	28,503
Sycamore Heights Health and Rehab	1,920	25,640	2,608	0	30,168
The Episcopal Church Home	730	2,555	4,380	0	7,665
The Springs at Stony Brook	4,049	8,088	7,208	0	19,345
The Willows at Springhurst	4,041	10,080	3,776	0	17,897
Treyton Oaks Towers	2,728	7,815	7,062	0	17,605
Valhalla Post Acute	8,691	25,565	6,307	8,428	48,991
Wesley Manor	1,577	15,571	2,989	0	20,137
Westminster Terrace	1,065	15,138	830	2,102	19,135
Westport Place Health Campus	6,506	1,768	9,130	0	17,404

2022 ANNUAL KENTUCKY LONG TERM CARE UTILIZATION AND SERVICE REPORT

Table 8 - Payor Source- Nursing Facility Beds

Number of Patient Days by Primary Payor Source

ADD / Facility	Medicare	Medicaid	Private	Other	Total
JEFFERSON County Total:	202,029	858,024	180,606	58,280	1,298,939
OLDHAM					
Baptist Health La Grange	0	0	0	0	0
Friendship Health and Rehab	0	0	0	0	0
Richwood Nursing and Rehab	4,848	27,616	3,883	4,005	40,352
OLDHAM County Total:	4,848	27,616	3,883	4,005	40,352
SHELBY					
Crestview Center	1,253	6,378	1,803	742	10,176
Masonic Home of Shelbyville	2,861	16,061	5,272	1,642	25,836
SHELBY County Total:	4,114	22,439	7,075	2,384	36,012
SPENCER					
Signature Healthcare of Spencer County	1,364	22,875	4,400	0	28,639
SPENCER County Total:	1,364	22,875	4,400	0	28,639
TRIMBLE					
Bedford Springs Health and Rehabilitation	1,978	12,111	1,978	0	16,067
TRIMBLE County Total:	1,978	12,111	1,978	0	16,067
ADD: 6 Total	223,504	982,165	202,895	64,669	1,473,233

ADD:7

BOONE					
Boonespring Transitional Care Center	7,098	30,427	5,803	4,239	47,567
Bridgepoint Care and Rehabilitation Center	3,623	43,396	297	817	48,133
Florence Park Care Center	4,123	28,178	2,754	2,495	37,550
St Elizabeth Florence SNF	1,463	0	0	3,905	5,368
BOONE County Total:	16,307	102,001	8,854	11,456	138,618

CAMPBELL					
Carmel Manor	1,765	10,524	7,641	2,324	22,254

2022 ANNUAL KENTUCKY LONG TERM CARE UTILIZATION AND SERVICE REPORT

Table 8 - Payor Source- Nursing Facility Beds

Number of Patient Days by Primary Payor Source

ADD / Facility	Medicare	Medicaid	Private	Other	Total
Coldspring Transitional Care Center	4,824	32,297	6,136	3,065	46,322
Highlandspring of Ft Thomas	4,808	27,166	8,171	3,962	44,107
St Elizabeth FT Thomas SNF	1,876	0	0	3,484	5,360
The Seasons at Alexandria	4,318	21,478	8,919	6,103	40,818
CAMPBELL County Total:	17,591	91,465	30,867	18,938	158,861
CARROLL					
Signature Healthcare of Carrollton Rehab	2,599	16,710	1,560	53	20,922
CARROLL County Total:	2,599	16,710	1,560	53	20,922
GALLATIN					
Gallatin Nursing and Rehab	3,610	33,033	5,280	0	41,923
GALLATIN County Total:	3,610	33,033	5,280	0	41,923
GRANT					
Grant Center	980	27,933	480	1,469	30,862
GRANT County Total:	980	27,933	480	1,469	30,862
KENTON					
Emerald Trace	8,547	0	8,141	4,086	20,774
Madonna Manor	4,067	6,570	5,965	747	17,349
Rosedale Green	2,366	34,880	16,791	438	54,475
The Pavilion at Kenton	2,159	20,788	539	2,694	26,180
Village Care Center	4,241	20,709	7,890	0	32,840
Villaspring of Erlanger	5,737	27,832	6,542	5,845	45,956
Woodcrest Nursing and Rehabilitation Center	1,851	26,367	3,320	2,527	34,065
KENTON County Total:	28,968	137,146	49,188	16,337	231,639
OWEN					
Owenton Healthcare and Rehabilitation	1,842	27,491	1,162	47	30,542
OWEN County Total:	1,842	27,491	1,162	47	30,542

2022 ANNUAL KENTUCKY LONG TERM CARE UTILIZATION AND SERVICE REPORT

Table 8 - Payor Source- Nursing Facility Beds

Number of Patient Days by Primary Payor Source

ADD / Facility	Medicare	Medicaid	Private	Other	Total
PENDLETON					
River Valley Nursing Home	1,453	10,986	5,037	649	18,125
PENDLETON County Total:	1,453	10,986	5,037	649	18,125
ADD: 7 Total	73,350	446,765	102,428	48,949	671,492
ADD:8					
BRACKEN					
Bracken County Post-Acute and Rehabilitation Center	1,177	7,710	521	500	9,908
BRACKEN County Total:	1,177	7,710	521	500	9,908
FLEMING					
Pioneer Trace Nursing Home	2,325	20,791	2,628	1	25,745
FLEMING County Total:	2,325	20,791	2,628	1	25,745
LEWIS					
Vanceburg Rehabilitation and Care	5,154	23,961	903	483	30,501
LEWIS County Total:	5,154	23,961	903	483	30,501
MASON					
Maysville Nursing and Rehabilitation Facility	5,966	32,895	4,999	2,029	45,889
MASON County Total:	5,966	32,895	4,999	2,029	45,889
ROBERTSON					
Robertson County Health Care Facility	2,388	15,649	2,731	0	20,768
ROBERTSON County Total:	2,388	15,649	2,731	0	20,768
ADD: 8 Total	17,010	101,006	11,782	3,013	132,811

2022 ANNUAL KENTUCKY LONG TERM CARE UTILIZATION AND SERVICE REPORT

Table 8 - Payor Source- Nursing Facility Beds

Number of Patient Days by Primary Payor Source

ADD / Facility	Medicare	Medicaid	Private	Other	Total
ADD:9					
BATH					
Ridgeway Nursing and Rehabilitation	4,782	25,650	2,726	0	33,158
BATH County Total:	4,782	25,650	2,726	0	33,158
MENIFEE					
Edgewood Estates	226	14,405	752	0	15,383
MENIFEE County Total:	226	14,405	752	0	15,383
MONTGOMERY					
Windsor Care Center	6,894	28,526	6,713	503	42,636
MONTGOMERY County Total:	6,894	28,526	6,713	503	42,636
MORGAN					
West Liberty Nursing and Rehabilitation Center	2,987	14,086	82	0	17,155
MORGAN County Total:	2,987	14,086	82	0	17,155
ROWAN					
Life Care Center of Morehead	4,103	25,831	1,292	192	31,418
St Claire Medical Center TCU	0	0	0	0	0
ROWAN County Total:	4,103	25,831	1,292	192	31,418
ADD: 9 Total	18,992	108,498	11,565	695	139,750
ADD:10					
BOYD					
Boyd Nursing and Rehabilitation Center	150	164	25	25	364
King's Daughters Rehab and Skilled Nursing Facility	0	0	0	0	0
Kingsbrook Lifecare Center	10,949	24,099	8,452	0	43,500
Woodland Oaks	7,974	22,133	8,390	0	38,497
BOYD County Total:	19,073	46,396	16,867	25	82,361

2022 ANNUAL KENTUCKY LONG TERM CARE UTILIZATION AND SERVICE REPORT

Table 8 - Payor Source- Nursing Facility Beds

Number of Patient Days by Primary Payor Source

ADD / Facility	Medicare	Medicaid	Private	Other	Total
CARTER					
Carter Nursing and Rehabilitation Center	5,318	32,394	2,589	1,495	41,796
CARTER County Total:	5,318	32,394	2,589	1,495	41,796
ELLIOTT					
Elliott Nursing and Rehabilitation Center	4,013	19,607	1,662	125	25,407
ELLIOTT County Total:	4,013	19,607	1,662	125	25,407
GREENUP					
Oakmont Manor	7,147	18,632	2,670	0	28,449
South Shore Nursing and Rehabilitation Center	2,144	14,035	1,358	1,326	18,863
Wurtland Nursing and Rehabilitation Center	2,814	32,779	3,625	321	39,539
GREENUP County Total:	12,105	65,446	7,653	1,647	86,851
LAWRENCE					
The Jordan Center	689	16,387	1,999	217	19,292
LAWRENCE County Total:	689	16,387	1,999	217	19,292
ADD: 10 Total	41,198	180,230	30,770	3,509	255,707
ADD:11					
FLOYD					
Highlands ARH Regional Medical Center (NF)	0	0	0	0	0
Prestonsburg Health Care Center	2,316	6,820	998	6,977	17,111
Riverview Health Care Center	4,560	26,441	2,391	2,195	35,587
FLOYD County Total:	6,876	33,261	3,389	9,172	52,698
JOHNSON					
Mountain Manor of Paintsville	5,726	25,060	3,295	1,131	35,212
JOHNSON County Total:	5,726	25,060	3,295	1,131	35,212

2022 ANNUAL KENTUCKY LONG TERM CARE UTILIZATION AND SERVICE REPORT

Table 8 - Payor Source- Nursing Facility Beds

Number of Patient Days by Primary Payor Source

ADD / Facility	Medicare	Medicaid	Private	Other	Total
MAGOFFIN					
Salyersville Nursing and Rehabilitation Center	3,948	31,905	609	49	36,511
MAGOFFIN County Total:	3,948	31,905	609	49	36,511
MARTIN					
Martin County Health Care Facility	3,573	15,834	2,797	399	22,603
MARTIN County Total:	3,573	15,834	2,797	399	22,603
PIKE					
Good Shepherd Community Nursing Center	4,894	32,782	1,404	774	39,854
Landmark of Elkhorn City Rehabilitation	7,478	23,027	2,128	0	32,633
Parkview Nursing and Rehabilitation Center (Pikeville)	3,329	28,993	1,899	0	34,221
Pikeville Nursing and Rehab Center	4,023	22,746	2,018	1,409	30,196
Tug Valley ARH Skilled Nursing Facility	2,003	4,054	97	5	6,159
PIKE County Total:	21,727	111,602	7,546	2,188	143,063
ADD: 11 Total	41,850	217,662	17,636	12,939	290,087
ADD:12					
BREATHITT					
Nim Henson Geriatric Center	3,924	7,930	1,454	735	14,043
BREATHITT County Total:	3,924	7,930	1,454	735	14,043
KNOTT					
Knott County Health and Rehabilitation Center	1,753	26,478	2,008	0	30,239
KNOTT County Total:	1,753	26,478	2,008	0	30,239
LEE					
Lee County Care and Rehabilitation Center	5,206	30,078	1,768	0	37,052
LEE County Total:	5,206	30,078	1,768	0	37,052

2022 ANNUAL KENTUCKY LONG TERM CARE UTILIZATION AND SERVICE REPORT

Table 8 - Payor Source- Nursing Facility Beds

Number of Patient Days by Primary Payor Source

ADD / Facility	Medicare	Medicaid	Private	Other	Total
LESLIE					
Hyden Health and Rehabilitation Center	1,038	27,590	738	0	29,366
LESLIE County Total:	1,038	27,590	738	0	29,366
LETCHER					
Letcher Manor	6,114	35,200	4,004	0	45,318
LETCHER County Total:	6,114	35,200	4,004	0	45,318
OWSLEY					
Owsley County Health Care Center	2,273	23,809	471	0	26,553
OWSLEY County Total:	2,273	23,809	471	0	26,553
PERRY					
Hazard Health and Rehabilitation Center	3,088	47,856	2,533	117	53,594
Paul E Patton Eastern Ky Veterans Center	109	13,688	3,006	7,242	24,045
PERRY County Total:	3,197	61,544	5,539	7,359	77,639
WOLFE					
Wolfe County Health and Rehabilitation Center	1,711	29,188	2,562	1,077	34,538
WOLFE County Total:	1,711	29,188	2,562	1,077	34,538
ADD: 12 Total	25,216	241,817	18,544	9,171	294,748
ADD:13					
BELL					
Middlesboro Nursing and Rehab	4,873	22,261	5,286	524	32,944
Mountain View Nursing and Rehab Ctr	3,211	18,160	774	187	22,332
Pineville Community Hospital LTC	0	0	0	0	0
BELL County Total:	8,084	40,421	6,060	711	55,276

2022 ANNUAL KENTUCKY LONG TERM CARE UTILIZATION AND SERVICE REPORT

Table 8 - Payor Source- Nursing Facility Beds

Number of Patient Days by Primary Payor Source

ADD / Facility	Medicare	Medicaid	Private	Other	Total
CLAY					
Landmark of Laurel Creek Rehab and Nursing	6,779	22,464	667	1,187	31,097
CLAY County Total:	6,779	22,464	667	1,187	31,097
HARLAN					
Harlan Health and Rehabilitation Center	3,101	36,034	1,869	0	41,004
Tri-Cities Nursing and Rehabilitation Center	2,778	18,109	715	1,278	22,880
HARLAN County Total:	5,879	54,143	2,584	1,278	63,884
JACKSON					
Signature HealthCare at Jackson Manor	2,144	12,829	845	21	15,839
JACKSON County Total:	2,144	12,829	845	21	15,839
KNOX					
Barbourville Health and Rehabilitation Center	1,458	35,970	1,635	426	39,489
Christian Health Center - Corbin	4,139	23,407	3,212	1,537	32,295
KNOX County Total:	5,597	59,377	4,847	1,963	71,784
LAUREL					
Hillcrest Health and Rehabilitation Center	2,226	24,778	2,535	1,010	30,549
Laurel Heights Home for the Elderly	3,163	37,498	4,138	1,555	46,354
LAUREL County Total:	5,389	62,276	6,673	2,565	76,903
ROCKCASTLE					
Rockcastle Health and Rehabilitation Center	4,399	21,381	2,060	32	27,872
Rockcastle Regional Hospital and Respiratory Care	2,519	35,938	2,895	733	42,085
ROCKCASTLE County Total:	6,918	57,319	4,955	765	69,957
WHITLEY					
Corbin Health and Rehabilitation Center	2,638	23,553	913	0	27,104

2022 ANNUAL KENTUCKY LONG TERM CARE UTILIZATION AND SERVICE REPORT

Table 8 - Payor Source- Nursing Facility Beds

Number of Patient Days by Primary Payor Source

ADD / Facility	Medicare	Medicaid	Private	Other	Total
The Heritage	3,385	19,287	5,074	1,719	29,465
Williamsburg Health and Rehabilitation Center	2,260	27,143	3,529	1,375	34,307
WHITLEY County Total:	8,283	69,983	9,516	3,094	90,876
ADD: 13 Total	49,073	378,812	36,147	11,584	475,616
ADD:14					
ADAIR					
Signature Healthcare At Summit Manor Rehab	4,031	20,364	1,632	0	26,027
ADAIR County Total:	4,031	20,364	1,632	0	26,027
CASEY					
Liberty Care and Rehabilitation Center	3,902	20,080	2,737	0	26,719
CASEY County Total:	3,902	20,080	2,737	0	26,719
CLINTON					
Clinton County Care and Rehabilitation Center	2,310	13,620	625	870	17,425
CLINTON County Total:	2,310	13,620	625	870	17,425
CUMBERLAND					
Cumberland Valley Manor	1,844	17,129	1,091	589	20,653
CUMBERLAND County Total:	1,844	17,129	1,091	589	20,653
GREEN					
Green Hill Rehabilitation and Care	8,120	29,873	2,695	0	40,688
McDowell Skilled Nursing Facility	0	0	0	0	0
GREEN County Total:	8,120	29,873	2,695	0	40,688
MCCREARY					
Signature Healthcare of McCreary County Rehab	1,615	14,752	1,834	0	18,201
MCCREARY County Total:	1,615	14,752	1,834	0	18,201

2022 ANNUAL KENTUCKY LONG TERM CARE UTILIZATION AND SERVICE REPORT

Table 8 - Payor Source- Nursing Facility Beds

Number of Patient Days by Primary Payor Source

ADD / Facility	Medicare	Medicaid	Private	Other	Total
PULASKI					
Cumberland Nursing and Rehabilitation Center	4,046	23,324	1,302	0	28,672
Lake Cumberland Regional Hospital SCU	1,791	0	0	1,955	3,746
Somerset Nursing and Rehabilitation Facility	8,304	28,871	5,313	0	42,488
Somerwoods Nursing and Rehabilitation	4,602	29,091	1,240	209	35,142
PULASKI County Total:	18,743	81,286	7,855	2,164	110,048
RUSSELL					
Fair Oaks Health Systems	1,174	22,631	5,602	0	29,407
RUSSELL County Total:	1,174	22,631	5,602	0	29,407
TAYLOR					
Campbellsville Nursing and Rehabilitation	2,825	13,876	1,167	2,715	20,583
The Grandview Nursing and Rehabilitation Facility	4,213	14,855	4,962	3,300	27,330
TAYLOR County Total:	7,038	28,731	6,129	6,015	47,913
WAYNE					
Hicks Golden Years Nursing Home	2,493	15,982	2,704	356	21,535
WAYNE County Total:	2,493	15,982	2,704	356	21,535
ADD: 14 Total	51,270	264,448	32,904	9,994	358,616
ADD:15					
ANDERSON					
Signature Healthcare at Heritage Hall Rehab	1,606	17,128	3,614	2,176	24,524
ANDERSON County Total:	1,606	17,128	3,614	2,176	24,524
BOURBON					
Bourbon Heights	1,044	19,659	906	0	21,609
BOURBON County Total:	1,044	19,659	906	0	21,609

2022 ANNUAL KENTUCKY LONG TERM CARE UTILIZATION AND SERVICE REPORT

Table 8 - Payor Source- Nursing Facility Beds

Number of Patient Days by Primary Payor Source

ADD / Facility	Medicare	Medicaid	Private	Other	Total
BOYLE					
Danville Center For Health	3,743	17,507	3,811	7	25,068
Landmark of Danville Rehabilitation and Nursing Center, LLC	5,254	17,654	5,815	0	28,723
BOYLE County Total:	8,997	35,161	9,626	7	53,791
CLARK					
Clark Regional Medical Center Transitional Care Unit	1,488	817	618	1,753	4,676
Fountain Circle Care and Rehab Ctr	4,276	38,986	1,666	2,631	47,559
CLARK County Total:	5,764	39,803	2,284	4,384	52,235
ESTILL					
Irvine Nursing and Rehabilitation	3,709	22,286	2,211	0	28,206
ESTILL County Total:	3,709	22,286	2,211	0	28,206
FAYETTE					
Bluegrass Care and Rehabilitation Center	6,051	28,171	1,015	290	35,527
Cambridge Place	2,731	25,612	1,422	0	29,765
Cardinal Hill Rehab Unit	10,448	0	314	422	11,184
Homestead Post Acute	7,531	30,729	2,580	4,572	45,412
Lexington Country Place	3,490	5,170	16,259	1,055	25,974
Lexington Premier Nursing and Rehab, LLC	6,819	19,889	5,875	0	32,583
Mayfair Manor	3,258	17,986	3,779	3,223	28,246
Northpoint Lexington Healthcare Center	6,044	33,113	5,875	2,021	47,053
Pine Meadows Post Acute	6,621	28,264	3,116	2,614	40,615
Sayre Christian Village Nursing Home	3,492	29,766	6,012	5,386	44,656
Signature Healthcare At Tanbark Rehab	4,055	0	1,151	4,622	9,828
The Willows at Fritz Farm	5,393	3,424	9,580	0	18,397
The Willows at Hamburg	2,821	5,964	9,980	0	18,765

2022 ANNUAL KENTUCKY LONG TERM CARE UTILIZATION AND SERVICE REPORT

Table 8 - Payor Source- Nursing Facility Beds

Number of Patient Days by Primary Payor Source

ADD / Facility	Medicare	Medicaid	Private	Other	Total
Willows at Citation	4,010	5,124	7,312	1,357	17,803
FAYETTE County Total:	72,764	233,212	74,270	25,562	405,808
FRANKLIN					
Bradford Square Center	2,316	27,319	838	2,044	32,517
Frankfort Rehab and Care	4,112	19,983	3,107	0	27,202
FRANKLIN County Total:	6,428	47,302	3,945	2,044	59,719
GARRARD					
Landmark of Lancaster Rehabilitation and Nursing	5,777	17,653	2,894	4,867	31,191
GARRARD County Total:	5,777	17,653	2,894	4,867	31,191
HARRISON					
Cedar Ridge Health Campus	3,791	6,948	5,522	324	16,585
Edgemont Healthcare	633	21,897	444	0	22,974
Grand Haven Nursing Home	958	13,921	2,424	0	17,303
HARRISON County Total:	5,382	42,766	8,390	324	56,862
JESSAMINE					
Nicholasville Nursing and Rehabilitation	2,903	17,700	1,858	640	23,101
Thomson Hood Veterans Center	2,165	14,420	12,256	7,411	36,252
JESSAMINE County Total:	5,068	32,120	14,114	8,051	59,353
LINCOLN					
Stanford Care and Rehab	4,886	30,605	4,761	1,115	41,367
LINCOLN County Total:	4,886	30,605	4,761	1,115	41,367
MADISON					
Berea Health and Rehabilitation	3,353	19,346	2,349	1,962	27,010
Kenwood Health and Rehabilitation Center	4,488	20,659	2,806	800	28,753

2022 ANNUAL KENTUCKY LONG TERM CARE UTILIZATION AND SERVICE REPORT

Table 8 - Payor Source- Nursing Facility Beds

Number of Patient Days by Primary Payor Source

ADD / Facility	Medicare	Medicaid	Private	Other	Total
Madison Health and Rehabilitation Center	1,964	22,256	1,116	0	25,336
Telford Terrace	1,342	0	5,473	0	6,815
The Terrace Nursing and Rehabilitation	4,242	25,284	5,640	0	35,166
MADISON County Total:	15,389	87,545	17,384	2,762	123,080
MERCER					
Harrodsburg Health and Rehab Ctr	3,229	26,296	2,394	170	32,089
The Willows at Harrodsburg	2,495	4,610	4,797	143	12,045
MERCER County Total:	5,724	30,906	7,191	313	44,134
NICHOLAS					
Johnson Mathers Nursing Home	292	3,520	545	0	4,357
NICHOLAS County Total:	292	3,520	545	0	4,357
POWELL					
Stanton Nursing and Rehabilitation Center	2,036	22,031	476	0	24,543
POWELL County Total:	2,036	22,031	476	0	24,543
SCOTT					
Dover Nursing and Rehabilitation	3,281	22,035	3,661	639	29,616
Signature Healthcare of Georgetown	4,478	14,915	1,165	205	20,763
SCOTT County Total:	7,759	36,950	4,826	844	50,379
WOODFORD					
The Homeplace At Midway	642	4,657	2,634	157	8,090
WOODFORD County Total:	642	4,657	2,634	157	8,090
ADD: 15 Total	153,267	723,304	160,071	52,606	1,089,248
Statewide Total	976,748	5,244,596	862,716	335,702	7,419,762

2022 ANNUAL KENTUCKY LONG TERM CARE UTILIZATION AND SERVICE REPORT

Table 9 - Payor Source- Personal Care Beds

Number of Patient Days by Primary Payor Source

ADD / Facility	Private	Other	Total
ADD:1			
CALLOWAY			
Gardens At Hickory Woods	6,088	0	6,088
CALLOWAY County Total:	6,088	0	6,088
CARLISLE			
Countryside Center	2,836	0	2,836
CARLISLE County Total:	2,836	0	2,836
GRAVES			
Fern Terrace of Mayfield	3	46,363	46,366
GRAVES County Total:	3	46,363	46,366
HICKMAN			
Clinton Hickman County Nursing Facility	972	760	1,732
Clinton Place	1,460	1,095	2,555
HICKMAN County Total:	2,432	1,855	4,287
MCCRACKEN			
Gaither Suites at West Park	9,879	0	9,879
MCCRACKEN County Total:	9,879	0	9,879
ADD: 1 Total	21,238	48,218	69,456
ADD:2			
CALDWELL			
Highland Homes, Inc.	0	30,295	30,295
CALDWELL County Total:	0	30,295	30,295
CHRISTIAN			
Christian County Manor	365	0	365
Christian Health Center, Hopkinsville	690	0	690

2022 ANNUAL KENTUCKY LONG TERM CARE UTILIZATION AND SERVICE REPORT

Table 9 - Payor Source- Personal Care Beds

Number of Patient Days by Primary Payor Source

ADD / Facility	Private	Other	Total
Pennyrile Home	1,634	21,194	22,828
CHRISTIAN County Total:	2,689	21,194	23,883
CRITTENDEN			
Crittenden County Health and Rehabilitation Center	0	0	0
CRITTENDEN County Total:	0	0	0
HOPKINS			
The Homestead	1,129	18,084	19,213
The Oaks PCH/Madisonville	0	15,330	15,330
HOPKINS County Total:	1,129	33,414	34,543
LYON			
Rivers Bend Retirement Community	0	0	0
LYON County Total:	0	0	0
MUHLENBERG			
Greenville Nursing and Rehabilitation	324	1,802	2,126
Sparks Nursing Center	6,255	20,318	26,573
MUHLENBERG County Total:	6,579	22,120	28,699
TRIGG			
Better Senior Living	0	0	0
TRIGG County Total:	0	0	0
ADD: 2 Total	10,397	107,023	117,420
ADD:3			
DAVIESS			
Carmel Home	26,253	1,217	27,470
Chautauqua Health and Rehab	0	2,646	2,646
Davco Rest Home	4,025	26,531	30,556

2022 ANNUAL KENTUCKY LONG TERM CARE UTILIZATION AND SERVICE REPORT

Table 9 - Payor Source- Personal Care Beds

Number of Patient Days by Primary Payor Source

ADD / Facility	Private	Other	Total
Fern Terrace of Owensboro	4,146	13,931	18,077
DAVIESS County Total:	34,424	44,325	78,749
HANCOCK			
The Oaks PCH/Lewisport	365	17,155	17,520
HANCOCK County Total:	365	17,155	17,520
HENDERSON			
Cedarhurst of Henderson	13,848	0	13,848
Henderson Manor	0	0	0
HENDERSON County Total:	13,848	0	13,848
MCLEAN			
Sunny Acres	915	7,458	8,373
MCLEAN County Total:	915	7,458	8,373
OHIO			
Beaver Dam Nursing and Rehab Center	1,185	4,035	5,220
OHIO County Total:	1,185	4,035	5,220
ADD: 3 Total	50,737	72,973	123,710
ADD:4			
ALLEN			
Cornerstone Manor	0	11,875	11,875
Scottsville Manor	3,846	6,925	10,771
ALLEN County Total:	3,846	18,800	22,646
BARREN			
NHC HealthCare, Glasgow	0	0	0
BARREN County Total:	0	0	0

2022 ANNUAL KENTUCKY LONG TERM CARE UTILIZATION AND SERVICE REPORT

Table 9 - Payor Source- Personal Care Beds

Number of Patient Days by Primary Payor Source

ADD / Facility	Private	Other	Total
EDMONSON			
Edmonson Center	493	937	1,430
EDMONSON County Total:	493	937	1,430
HART			
Hart County Manor	17,295	0	17,295
HART County Total:	17,295	0	17,295
METCALFE			
Harpers Home for the Aged	730	4,745	5,475
Metcalfe Health Care Center	0	1,394	1,394
METCALFE County Total:	730	6,139	6,869
SIMPSON			
Lewis Memorial Methodist Home	4,703	0	4,703
SIMPSON County Total:	4,703	0	4,703
WARREN			
Christian Health Center, Bowling Green	18,250	0	18,250
Fern Terrace of Bowling Green	6,954	29,915	36,869
The Haven At Massey Springs	6,265	0	6,265
WARREN County Total:	31,469	29,915	61,384
ADD: 4 Total	58,536	55,791	114,327
ADD:5			
GRAYSON			
Grayson Nursing and Rehabilitation	0	4,706	4,706
GRAYSON County Total:	0	4,706	4,706

2022 ANNUAL KENTUCKY LONG TERM CARE UTILIZATION AND SERVICE REPORT

Table 9 - Payor Source- Personal Care Beds

Number of Patient Days by Primary Payor Source

ADD / Facility	Private	Other	Total
HARDIN			
Peridot Senior Living	298	0	298
Signature Healthcare at North Hardin Rehab	0	0	0
HARDIN County Total:	298	0	298
MARION			
Loretto Motherhouse Infirmary	735	1,736	2,471
The Village of Lebanon II	308	0	308
MARION County Total:	1,043	1,736	2,779
NELSON			
Windsor Gardens CCRC	6,446	0	6,446
NELSON County Total:	6,446	0	6,446
WASHINGTON			
Sansbury Care Center	15	399	414
WASHINGTON County Total:	15	399	414
ADD: 5 Total	7,802	6,841	14,643
ADD:6			
BULLITT			
Colonial House of Shepherdsville	1,065	21,200	22,265
BULLITT County Total:	1,065	21,200	22,265
JEFFERSON			
Anthology of Louisville	19,703	0	19,703
Barton House of Louisville 1	7,208	0	7,208
Belmont Village	38,325	0	38,325
Brookdale Stonestreet	5,122	0	5,122
Christian Health Center of Louisville	0	0	0
Eastern Star Home in KY	3,010	0	3,010

2022 ANNUAL KENTUCKY LONG TERM CARE UTILIZATION AND SERVICE REPORT

Table 9 - Payor Source- Personal Care Beds

Number of Patient Days by Primary Payor Source

ADD / Facility	Private	Other	Total
Forest Hills Commons	33,580	0	33,580
Forest Springs Health Campus	7,201	0	7,201
Glen Ridge Health Campus	6,981	0	6,981
Hallmark House Louisville II	6,176	0	6,176
Heartsong Memory Care	5,130	0	5,130
Little Sisters of the Poor	2,865	0	2,865
Louisville Protestant Altenheim	6,705	0	6,705
Masonic Home of Louisville	7,821	189	8,010
Morning Pointe Of Louisville At South Hurstbourne	29,200	0	29,200
Nazareth Home	16,790	0	16,790
Nazareth Home Clifton	365	0	365
Park Louisville	16,451	0	16,451
Parrs at Springhurst	22,050	0	22,050
Rose Anna Hughes Home	9,898	0	9,898
Storypoint Prospect	20,251	0	20,251
Sunrise of Louisville	20,983	0	20,983
Symphony at Valley Farms	365	0	365
The Enclave of East Louisville	20,534	0	20,534
The Episcopal Church Home	5,110	0	5,110
The Forum at Brookside	8,492	0	8,492
The Lantern At Morning Pointe (Louisville)	16,060	0	16,060
The Legacy at English Station	19,236	0	19,236
The Springs at Stony Brook	13,140	0	13,140
The Willows at Springhurst	5,840	0	5,840
Treyton Oaks Towers	14,121	0	14,121
Wesley Manor	8,352	0	8,352
Westport Place Health Campus	7,801	0	7,801

2022 ANNUAL KENTUCKY LONG TERM CARE UTILIZATION AND SERVICE REPORT

Table 9 - Payor Source- Personal Care Beds

Number of Patient Days by Primary Payor Source

ADD / Facility	Private	Other	Total
Wickshire Blankenbaker	16,060	0	16,060
JEFFERSON County Total:	420,926	189	421,115
SHELBY			
Colonial Hall Manor	7,719	11,922	19,641
Masonic Home of Shelbyville	5,790	2,031	7,821
Shelby Farms Senior Living	8,941	0	8,941
SHELBY County Total:	22,450	13,953	36,403
ADD: 6 Total	444,441	35,342	479,783
ADD:7			
BOONE			
Colonial Gardens	24,273	0	24,273
Dominion Senior Living of Florence	22,030	0	22,030
BOONE County Total:	46,303	0	46,303
CAMPBELL			
Carmel Manor	1,662	991	2,653
The Seasons at Alexandria	17,428	0	17,428
CAMPBELL County Total:	19,090	991	20,081
CARROLL			
Carrollton Manor	4,013	7,591	11,604
Valley Haven Rest Home	1,825	14,235	16,060
CARROLL County Total:	5,838	21,826	27,664
GRANT			
Jonesville Rest Home	0	9,420	9,420
GRANT County Total:	0	9,420	9,420

2022 ANNUAL KENTUCKY LONG TERM CARE UTILIZATION AND SERVICE REPORT

Table 9 - Payor Source- Personal Care Beds

Number of Patient Days by Primary Payor Source

ADD / Facility	Private	Other	Total
KENTON			
Charter Senior Living of Edgewood	41,245	0	41,245
Covington Ladies Home	2,233	3,756	5,989
Emerald Trace	1,771	0	1,771
Ivy Knoll	14,025	0	14,025
Madonna Manor	6,423	0	6,423
Regency Manor	2,142	14,256	16,398
Regency Manor North	4,265	3,881	8,146
St Charles Care Center	6,416	0	6,416
KENTON County Total:	78,520	21,893	100,413
PENDLETON			
Falmouth Personal Care Home	0	9,125	9,125
The Front Gate	0	6,776	6,776
PENDLETON County Total:	0	15,901	15,901
ADD: 7 Total	149,751	70,031	219,782
ADD:8			
LEWIS			
Vanceburg Rehabilitation and Care	0	0	0
LEWIS County Total:	0	0	0
ADD: 8 Total	0	0	0
ADD:9			
MENIFEE			
Edgewood Estates	0	1,095	1,095
MENIFEE County Total:	0	1,095	1,095

2022 ANNUAL KENTUCKY LONG TERM CARE UTILIZATION AND SERVICE REPORT

Table 9 - Payor Source- Personal Care Beds

Number of Patient Days by Primary Payor Source

ADD / Facility	Private	Other	Total
MONTGOMERY			
Regency Memory Care	6,182	0	6,182
MONTGOMERY County Total:	6,182	0	6,182
MORGAN			
West Liberty Nursing and Rehabilitation Center	0	684	684
MORGAN County Total:	0	684	684
ADD: 9 Total	6,182	1,779	7,961
ADD:10			
BOYD			
Genesis Health of Ashland	2,000	5,300	7,300
Hamiltons Personal Care Home	0	0	0
Kings Daughters And Sons Home	11,425	0	11,425
BOYD County Total:	13,425	5,300	18,725
GREENUP			
Frasures Personal Care Home	13,482	6,741	20,223
Morning Pointe of Russell	20,805	0	20,805
The Lantern At Morning Pointe Alzheimers and Memory Care	16,060	0	16,060
Trinity Station Retirement Community	0	7,868	7,868
GREENUP County Total:	50,347	14,609	64,956
LAWRENCE			
The Jordan Center	0	0	0
LAWRENCE County Total:	0	0	0
ADD: 10 Total	63,772	19,909	83,681

2022 ANNUAL KENTUCKY LONG TERM CARE UTILIZATION AND SERVICE REPORT

Table 9 - Payor Source- Personal Care Beds

Number of Patient Days by Primary Payor Source

ADD / Facility	Private	Other	Total
ADD:11			
JOHNSON			
Venture Home of Paintsville	0	23,573	23,573
JOHNSON County Total:	0	23,573	23,573
MAGOFFIN			
Salyersville Nursing and Rehabilitation Center	0	0	0
MAGOFFIN County Total:	0	0	0
PIKE			
Good Shepherd Community Nursing Center	0	0	0
PIKE County Total:	0	0	0
ADD: 11 Total	0	23,573	23,573
ADD:12			
KNOTT			
Golden Years Rest Home	2,794	24,581	27,375
KNOTT County Total:	2,794	24,581	27,375
OWSLEY			
Owsley County Health Care Center	0	0	0
OWSLEY County Total:	0	0	0
ADD: 12 Total	2,794	24,581	27,375
ADD:13			
BELL			
Generations Center of Middlesboro	1,825	21,170	22,995
BELL County Total:	1,825	21,170	22,995

2022 ANNUAL KENTUCKY LONG TERM CARE UTILIZATION AND SERVICE REPORT

Table 9 - Payor Source- Personal Care Beds

Number of Patient Days by Primary Payor Source

ADD / Facility	Private	Other	Total
HARLAN			
The Laurels	14,600	14,600	29,200
HARLAN County Total:	14,600	14,600	29,200
KNOX			
Christian Health Center - Corbin	604	0	604
KNOX County Total:	604	0	604
ADD: 13 Total	17,029	35,770	52,799
ADD:14			
MCCREARY			
Cumberland Manor Rest Home	947	14,923	15,870
MCCREARY County Total:	947	14,923	15,870
PULASKI			
Bluegrass Senior Living Somerset	22,984	0	22,984
Crestview Personal Care	9,803	365	10,168
PULASKI County Total:	32,787	365	33,152
TAYLOR			
Bluegrass Way	2,814	0	2,814
TAYLOR County Total:	2,814	0	2,814
WAYNE			
Dishman Personal Care Home	0	10,910	10,910
Hicks Golden Years Nursing Home	0	0	40
WAYNE County Total:	0	10,910	10,950
ADD: 14 Total	36,548	26,198	62,786

2022 ANNUAL KENTUCKY LONG TERM CARE UTILIZATION AND SERVICE REPORT

Table 9 - Payor Source- Personal Care Beds

Number of Patient Days by Primary Payor Source

ADD / Facility	Private	Other	Total
ADD:15			
BOURBON			
Bourbon Heights	15	1,096	1,111
BOURBON County Total:	15	1,096	1,111
BOYLE			
McDowell Place of Danville	2,897	0	2,897
Morning Pointe of Danville	20,708	0	20,708
Walkers Trail Senior Living	12,453	0	12,453
BOYLE County Total:	36,058	0	36,058
ESTILL			
Irvine Nursing and Rehabilitation	0	729	729
ESTILL County Total:	0	729	729
FAYETTE			
Cedarhurst of Beaumont	30,061	0	30,061
Central Ky Recovery Center Unit 1	0	0	0
Central KY Recovery Center Unit 2	4,742	161	4,903
Legacy Reserve at Fritz Farm	365	0	365
Lexington Country Place	7,605	0	7,605
Mayfair Village Retirement Center	2,811	0	2,811
Morning Pointe of Lexington	0	0	25,550
Morning Pointe of Lexington East	19,088	0	19,088
Richmond Place Senior Living	22,638	0	22,638
Signature Healthcare At Tanbark Rehab	5,459	0	5,459
The Breckinridge	6,525	0	6,525
The Lantern at Morning Pointe	11,680	0	11,680
The Legacy at the Willows	5,580	0	5,580
The Willows at Fritz Farm	7,818	0	7,818

2022 ANNUAL KENTUCKY LONG TERM CARE UTILIZATION AND SERVICE REPORT

Table 9 - Payor Source- Personal Care Beds

Number of Patient Days by Primary Payor Source

ADD / Facility	Private	Other	Total
The Willows at Hamburg	8,735	0	8,735
Willows at Citation	9,043	0	9,043
FAYETTE County Total:	142,150	161	167,861
FRANKLIN			
Dominion Senior Living of Frankfort	18,360	0	18,360
Morning Pointe of Frankfort	15,250	0	15,250
The Lantern at Morning Pointe of Frankfort	12,222	0	12,222
FRANKLIN County Total:	45,832	0	45,832
HARRISON			
Cedar Ridge Health Campus	10,182	0	10,182
Parkside Manor	0	15,319	15,319
Shady Lawn	0	22,420	22,420
HARRISON County Total:	10,182	37,739	47,921
JESSAMINE			
Bridgepointe At Ashgrove Woods	18,250	0	18,250
Cedarhurst of Nicholasville	61	0	61
Rose Terrace Lodge	7,261	6,923	14,184
Wesley Village	7,205	0	7,205
JESSAMINE County Total:	32,777	6,923	39,700
LINCOLN			
Waynesburg Manor	2,086	7,589	9,675
LINCOLN County Total:	2,086	7,589	9,675
MADISON			
Dominion Senior Living of Richmond	18,446	0	18,446
Morning Pointe of Richmond	13,505	0	13,505

2022 ANNUAL KENTUCKY LONG TERM CARE UTILIZATION AND SERVICE REPORT

Table 9 - Payor Source- Personal Care Beds

Number of Patient Days by Primary Payor Source

ADD / Facility	Private	Other	Total
Telford Terrace	2,217	0	2,217
MADISON County Total:	34,168	0	34,168
MERCER			
The Willows at Harrodsburg	13,140	0	13,140
MERCER County Total:	13,140	0	13,140
POWELL			
Stanton Nursing and Rehabilitation Center	0	365	365
POWELL County Total:	0	365	365
SCOTT			
The Meadows At Windsor Gardens	2,463	0	2,463
SCOTT County Total:	2,463	0	2,463
WOODFORD			
Daisy Hill Senior Living	5,110	0	5,110
Taylor Manor Nursing Home	1,101	0	1,101
The Homeplace At Midway	2,816	0	2,816
WOODFORD County Total:	9,027	0	9,027
ADD: 15 Total	327,898	54,602	408,050
Statewide Total	1,197,125	582,631	1,805,346

2022 ANNUAL KENTUCKY LONG TERM CARE UTILIZATION AND SERVICE REPORT

Table 10 - Payor Source- Nursing Home (CCRC) Beds

Number of Patient Days by Primary Payor Source

ADD / Facility	Medicare	Medicaid	Private	Other	Total
ADD:2					
CHRISTIAN					
Christian Health Center, Hopkinsville	20	0	300	0	320
CHRISTIAN County Total:	20	0	300	0	320
LYON					
Rivers Bend Retirement Community	283	0	5	0	288
LYON County Total:	283	0	5	0	288
ADD: 2 Total	303	0	305	0	608
ADD:3					
UNION					
Breckinridge Place	378	0	2,268	0	2,646
UNION County Total:	378	0	2,268	0	2,646
ADD: 3 Total	378	0	2,268	0	2,646
ADD:4					
WARREN					
Christian Health Center, Bowling Green	293	0	7,165	572	8,030
WARREN County Total:	293	0	7,165	572	8,030
ADD: 4 Total	293	0	7,165	572	8,030
ADD:5					
MARION					
The Village of Lebanon II	0	0	1,645	0	1,645
MARION County Total:	0	0	1,645	0	1,645
ADD: 5 Total	0	0	1,645	0	1,645

2022 ANNUAL KENTUCKY LONG TERM CARE UTILIZATION AND SERVICE REPORT

Table 10 - Payor Source- Nursing Home (CCRC) Beds

Number of Patient Days by Primary Payor Source

ADD / Facility	Medicare	Medicaid	Private	Other	Total
ADD:6					
JEFFERSON					
Christian Health Center of Louisville	60	0	0	78	138
Louisville Protestant Altenheim	0	0	1,541	0	1,541
Nazareth Home	0	0	0	0	0
The Forum at Brookside	0	0	0	0	0
The Springs at Stony Brook	0	0	0	0	0
JEFFERSON County Total:	60	0	1,541	78	1,679
ADD: 6 Total	60	0	1,541	78	1,679
ADD:7					
KENTON					
Madonna Manor	8	0	291	0	299
KENTON County Total:	8	0	291	0	299
ADD: 7 Total	8	0	291	0	299
ADD:10					
GREENUP					
Trinity Station Retirement Community	0	0	0	2,953	2,953
GREENUP County Total:	0	0	0	2,953	2,953
ADD: 10 Total	0	0	0	2,953	2,953
ADD:13					
KNOX					
Christian Health Center - Corbin	117	0	583	133	833
KNOX County Total:	117	0	583	133	833

2022 ANNUAL KENTUCKY LONG TERM CARE UTILIZATION AND SERVICE REPORT

Table 10 - Payor Source- Nursing Home (CCRC) Beds

Number of Patient Days by Primary Payor Source

ADD / Facility	Medicare	Medicaid	Private	Other	Total
LAUREL					
Laurel Heights Home for the Elderly	333	0	1,364	4,298	5,995
LAUREL County Total:	333	0	1,364	4,298	5,995
ADD: 13 Total	450	0	1,947	4,431	6,828
ADD:14					
PULASKI					
The Neighborhood Nursing Facility	0	0	3,855	0	3,855
PULASKI County Total:	0	0	3,855	0	3,855
ADD: 14 Total	0	0	3,855	0	3,855
ADD:15					
FAYETTE					
Sayre Christian Village Nursing Home	641	0	2,363	308	3,312
The Willows at Hamburg	1,145	0	2,282	0	3,427
FAYETTE County Total:	1,786	0	4,645	308	6,739
HARRISON					
Cedar Ridge Health Campus	318	0	1,452	0	1,770
HARRISON County Total:	318	0	1,452	0	1,770
JESSAMINE					
Bridgepointe At Ashgrove Woods	0	0	30	0	30
Wesley Village	0	0	11,220	0	11,220
JESSAMINE County Total:	0	0	11,250	0	11,250

2022 ANNUAL KENTUCKY LONG TERM CARE UTILIZATION AND SERVICE REPORT

Table 10 - Payor Source- Nursing Home (CCRC) Beds

Number of Patient Days by Primary Payor Source

ADD / Facility	Medicare	Medicaid	Private	Other	Total
MADISON					
Telford Terrace	75	0	35	0	110
MADISON County Total:	75	0	35	0	110
MERCER					
The Willows at Harrodsburg	0	0	3,285	0	3,285
MERCER County Total:	0	0	3,285	0	3,285
WOODFORD					
The Homeplace At Midway	139	0	1,637	0	1,776
WOODFORD County Total:	139	0	1,637	0	1,776
ADD: 15 Total	2,318	0	22,304	308	24,930
Statewide Total	3,810	0	41,321	8,342	53,473

2022 ANNUAL KENTUCKY LONG TERM CARE UTILIZATION AND SERVICE REPORT

Table 11 - Payor Source- Nursing Home (Non-CCRC) Beds

Number of Patient Days by Primary Payor Source

ADD / Facility	Medicare	Medicaid	Private	Other	Total
ADD:3					
DAVIESS					
Hermitage Care and Rehabilitation Center	3,784	480	1,536	884	6,684
DAVIESS County Total:	3,784	480	1,536	884	6,684
WEBSTER					
Shemwell Nursing Home	0	0	6,205	0	6,205
WEBSTER County Total:	0	0	6,205	0	6,205
ADD: 3 Total	3,784	480	7,741	884	12,889
ADD:4					
WARREN					
Christian Health Center, Bowling Green	0	0	0	0	0
WARREN County Total:	0	0	0	0	0
ADD: 4 Total	0	0	0	0	0
ADD:7					
KENTON					
Madonna Manor	0	0	0	0	0
KENTON County Total:	0	0	0	0	0
ADD: 7 Total	0	0	0	0	0
ADD:15					
BOURBON					
Bourbon Heights	1,165	0	6,724	266	8,155
BOURBON County Total:	1,165	0	6,724	266	8,155
FAYETTE					
The Willows at Hamburg	0	0	0	0	0
FAYETTE County Total:	0	0	0	0	0

2022 ANNUAL KENTUCKY LONG TERM CARE UTILIZATION AND SERVICE REPORT

Table 11 - Payor Source- Nursing Home (Non-CCRC) Beds

Number of Patient Days by Primary Payor Source

ADD / Facility	Medicare	Medicaid	Private	Other	Total
MERCER					
The Willows at Harrodsburg	0	0	0	0	0
MERCER County Total:	0	0	0	0	0
WOODFORD					
Taylor Manor Nursing Home	0	0	9,388	0	9,388
The Homeplace At Midway	0	0	0	0	0
WOODFORD County Total:	0	0	9,388	0	9,388
ADD: 15 Total	1,165	0	16,112	266	17,543
Statewide Total	4,949	480	23,853	1,150	30,432

2022 ANNUAL KENTUCKY LONG TERM CARE UTILIZATION AND SERVICE REPORT

Table 12 - Payor Source- Intermediate Care Beds

Number of Patient Days by Primary Payor Source

ADD / Facility	Medicare	Medicaid	Private	Other	Total
ADD:3					
WEBSTER					
Shemwell Nursing Home	0	0	702	0	702
WEBSTER County Total:	0	0	702	0	702
ADD: 3 Total	0	0	702	0	702
ADD:4					
WARREN					
Christian Health Center, Bowling Green	0	0	365	0	365
WARREN County Total:	0	0	365	0	365
ADD: 4 Total	0	0	365	0	365
ADD:6					
JEFFERSON					
Eastern Star Home in KY	0	0	5,446	0	5,446
Louisville Protestant Altenheim	0	0	5,226	0	5,226
The Forum at Brookside	0	0	0	0	0
JEFFERSON County Total:	0	0	10,672	0	10,672
ADD: 6 Total	0	0	10,672	0	10,672
ADD:15					
HARRISON					
Cedar Ridge Health Campus	0	0	583	0	583
HARRISON County Total:	0	0	583	0	583
JESSAMINE					
Wesley Village	0	0	365	0	365
JESSAMINE County Total:	0	0	365	0	365

2022 ANNUAL KENTUCKY LONG TERM CARE UTILIZATION AND SERVICE REPORT

Table 12 - Payor Source- Intermediate Care Beds

Number of Patient Days by Primary Payor Source

ADD / Facility	Medicare	Medicaid	Private	Other	Total
MADISON					
Telford Terrace	0	0	714	0	714
MADISON County Total:	0	0	714	0	714
WOODFORD					
Taylor Manor Nursing Home	0	0	1,617	0	1,617
WOODFORD County Total:	0	0	1,617	0	1,617
ADD: 15 Total	0	0	3,279	0	3,279
Statewide Total	0	0	15,018	0	15,018

2022 ANNUAL KENTUCKY LONG TERM CARE UTILIZATION AND SERVICE REPORT

Table 13 - Payor Source- Alzheimer Facility Beds

Number of Patient Days by Primary Payor Source

ADD / Facility	Medicare	Medicaid	Private	Other	Total
ADD:3					
DAVIESS					
Wellington Parc of Owensboro	73	6,499	10,304	0	16,876
DAVIESS County Total:	73	6,499	10,304	0	16,876
ADD: 3 Total	73	6,499	10,304	0	16,876
ADD:4					
WARREN					
Magnolia Village	2,842	12,964	267	4,632	20,705
WARREN County Total:	2,842	12,964	267	4,632	20,705
ADD: 4 Total	2,842	12,964	267	4,632	20,705
Statewide Total	2,915	19,463	10,571	4,632	37,581

2022 ANNUAL KENTUCKY LONG TERM CARE UTILIZATION AND SERVICE REPORT

Table 14 - Payor Source- ICF/IID Beds

Number of Patient Days by Primary Payor Source

ADD / Facility	Medicare	Medicaid	Private	Other	Total
ADD:2					
CHRISTIAN					
Outwood ICF/IID	0	13,481	0	0	13,481
CHRISTIAN County Total:	0	13,481	0	0	13,481
ADD: 2 Total	0	13,481	0	0	13,481
ADD:3					
DAVISS					
Wendell Fosters Campus for Developmental Disabilit	0	22,991	0	0	22,991
DAVISS County Total:	0	22,991	0	0	22,991
ADD: 3 Total	0	22,991	0	0	22,991
ADD:6					
BULLITT					
Meadows ICF/IID	0	2,920	0	0	2,920
BULLITT County Total:	0	2,920	0	0	2,920
HENRY					
Cedar Lake Lodge Park Place I	0	2,704	0	0	2,704
Cedar Lake Lodge Park Place II	0	2,838	0	0	2,838
HENRY County Total:	0	5,542	0	0	5,542
JEFFERSON					
Bingham Gardens	0	7,323	0	0	7,323
Del Maria ICF/IID	0	2,920	0	0	2,920
Hazelwood Center	0	17,555	0	558	18,113
JEFFERSON County Total:	0	27,798	0	558	28,356
OLDHAM					
Cedar Lake Lodge	0	22,758	0	0	22,758

2022 ANNUAL KENTUCKY LONG TERM CARE UTILIZATION AND SERVICE REPORT

Table 14 - Payor Source- ICF/IID Beds

Number of Patient Days by Primary Payor Source

ADD / Facility	Medicare	Medicaid	Private	Other	Total
Cedar Lake Lodge Sycamore Run I	0	1,445	0	0	1,445
Cedar Lake Lodge Sycamore Run II	0	1,389	0	0	1,389
Windsong ICF/IID	0	2,920	0	0	2,920
OLDHAM County Total:	0	28,512	0	0	28,512
ADD: 6 Total	0	64,772	0	558	65,330
ADD:14					
PULASKI					
Oakwood ICF/IID Unit 1	0	16,033	0	0	16,033
Oakwood ICF/IID Unit 2	0	8,104	0	0	8,104
Oakwood ICF/IID Unit 3	0	8,231	0	0	8,231
Oakwood ICF/IID Unit 4	0	8,019	0	0	8,019
PULASKI County Total:	0	40,387	0	0	40,387
ADD: 14 Total	0	40,387	0	0	40,387
Statewide Total	0	141,631	0	558	142,189

KENTUCKY ANNUAL LONG-TERM CARE SERVICES REPORT



KENTUCKY CABINET FOR
HEALTH AND FAMILY SERVICES

SECTION III: PATIENT AGE DISTRIBUTION DATA

2022 ANNUAL KENTUCKY LONG TERM CARE UTILIZATION AND SERVICE REPORT

Table 15 - Facility Resident Age Distribution- Nursing Facility Beds

ADD / Facility	Under 65	65-74	75-84	Over 85	Unknown	Total
ADD:1						
BALLARD						
Life Care Center of LaCenter	8	6	14	25	0	53
BALLARD County Total:	8	6	14	25	0	53
CALLOWAY						
Spring Creek Health Care	11	21	41	49	0	122
CALLOWAY County Total:	11	21	41	49	0	122
CARLISLE						
Countryside Center	12	11	19	9	0	51
CARLISLE County Total:	12	11	19	9	0	51
FULTON						
Fulton Nursing and Rehab	12	10	14	9	0	45
FULTON County Total:	12	10	14	9	0	45
GRAVES						
Green Acres Health Care	8	20	20	10	0	58
Mayfield Health and Rehabilitation	0	0	0	0	0	0
Mills Nursing and Rehabilitation	7	27	48	13	0	95
GRAVES County Total:	15	47	68	23	0	153
HICKMAN						
Clinton Hickman County Nursing Facility	2	5	7	25	0	39
Clinton Place	12	32	20	9	0	73
HICKMAN County Total:	14	37	27	34	0	112
MARSHALL						
Calvert City Convalescent Center	2	5	22	47	0	76
Lake Way Nursing and Rehabilitation Center	9	11	26	14	0	60

2022 ANNUAL KENTUCKY LONG TERM CARE UTILIZATION AND SERVICE REPORT

Table 15 - Facility Resident Age Distribution- Nursing Facility Beds

ADD / Facility	Under 65	65-74	75-84	Over 85	Unknown	Total
Oakview Nursing and Rehabilitation Center	10	19	24	19	0	72
MARSHALL County Total:	21	35	72	80	0	208
MCCRACKEN						
Baptist Health Paducah	0	0	0	0	0	0
Parkview Nursing and Rehabilitation Center (Paducah)	16	25	51	69	0	161
Providence Pointe Healthcare	10	18	27	25	0	80
River Haven Nursing and Rehab	10	14	32	10	0	66
Stonecreek Health and Rehab	23	22	22	14	0	81
MCCRACKEN County Total:	59	79	132	118	0	388
ADD: 1 Total	152	246	387	347	0	1,132
ADD:2						
CALDWELL						
Princeton Health and Rehab Center	14	22	32	31	0	99
CALDWELL County Total:	14	22	32	31	0	99
CHRISTIAN						
Bradford Heights Health and Rehab Center	17	20	28	23	0	88
Christian Health Center, Hopkinsville	4	10	32	41	0	87
Christian Heights Nursing and Rehabilitation Center	16	19	9	5	0	49
Covington Convalescent Center	2	8	15	17	0	42
Western State Nursing Facility	10	22	24	12	0	68
CHRISTIAN County Total:	49	79	108	98	0	334

2022 ANNUAL KENTUCKY LONG TERM CARE UTILIZATION AND SERVICE REPORT

Table 15 - Facility Resident Age Distribution- Nursing Facility Beds

ADD / Facility	Under 65	65-74	75-84	Over 85	Unknown	Total
CRITTENDEN						
Crittenden County Health and Rehabilitation Center	17	23	13	6	0	59
CRITTENDEN County Total:	17	23	13	6	0	59
HOPKINS						
Baptist Health Deaconess Madisonville (LTC)	0	0	0	0	0	0
Brighton Cornerstone Health Care	8	15	9	7	0	39
Dawson Springs Health And Rehab Ctr	9	9	23	13	0	54
Hillside Center	15	11	25	13	0	64
Joseph Eddie Ballard Western Kentucky Veterans Ctr	1	8	21	22	0	52
Madisonville Health and Rehabilitation	22	24	20	17	0	83
Ridgewood Terrace Nursing Home	9	16	30	36	0	91
Tradewater Pointe	6	8	12	16	0	42
HOPKINS County Total:	70	91	140	124	0	425
LIVINGSTON						
Salem Springlake Health and Rehabilitation Center	9	17	11	15	0	52
LIVINGSTON County Total:	9	17	11	15	0	52
LYON						
Landmark of Kuttawa	13	13	13	7	0	46
Rivers Bend Retirement Community	3	4	11	12	0	30
LYON County Total:	16	17	24	19	0	76
MUHLENBERG						
Greenville Nursing and Rehabilitation	8	11	12	26	0	57
Maple Health and Rehabilitation	16	20	30	23	0	89

2022 ANNUAL KENTUCKY LONG TERM CARE UTILIZATION AND SERVICE REPORT

Table 15 - Facility Resident Age Distribution- Nursing Facility Beds

ADD / Facility	Under 65	65-74	75-84	Over 85	Unknown	Total
Owensboro Health Muhlenberg Community Hospital Long Term Care	0	3	13	20	0	36
MUHLENBERG County Total:	24	34	55	69	0	182
TODD						
Hearthstone Place	10	8	14	10	0	42
TODD County Total:	10	8	14	10	0	42
TRIGG						
Shady Lawn Nursing and Rehabilitation Center	9	12	15	7	0	43
TRIGG County Total:	9	12	15	7	0	43
ADD: 2 Total	218	303	412	379	0	1,312
ADD:3						
DAVIESS						
Carmel Home	0	1	10	25	0	36
Chautauqua Health and Rehab	27	27	42	17	0	113
Hermitage Care and Rehabilitation Center	1	17	18	29	0	65
Signature Healthcare at Hillcrest	8	9	14	84	0	115
The Transitional Care Center of Owensboro	1	1	9	3	0	14
Twin Rivers Nursing and Rehab Center	33	35	16	8	0	92
Wellington Parc of Owensboro	0	1	9	6	0	16
DAVIESS County Total:	70	91	118	172	0	451
HANCOCK						
Heartland Villa Center	4	6	10	19	0	39
HANCOCK County Total:	4	6	10	19	0	39

2022 ANNUAL KENTUCKY LONG TERM CARE UTILIZATION AND SERVICE REPORT

Table 15 - Facility Resident Age Distribution- Nursing Facility Beds

ADD / Facility	Under 65	65-74	75-84	Over 85	Unknown	Total
HENDERSON						
Henderson Nursing and Rehabilitation Center	20	34	16	10	0	80
Redbanks	12	23	35	54	0	124
HENDERSON County Total:	32	57	51	64	0	204
MCLEAN						
Riverside Care and Rehab Ctr	10	9	24	25	0	68
MCLEAN County Total:	10	9	24	25	0	68
OHIO						
Beaver Dam Nursing and Rehab Center	3	8	15	23	0	49
Fordsville Nursing and Rehabilitation Center	17	24	12	5	0	58
Signature Healthcare of Hartford Rehab and Wellnes	16	15	24	21	0	76
OHIO County Total:	36	47	51	49	0	183
UNION						
Breckinridge Place	0	2	6	8	0	16
Morganfield Nursing and Rehabilitation Center	15	17	14	5	0	51
UNION County Total:	15	19	20	13	0	67
WEBSTER						
Redbanks Colonial Terrace	7	7	12	18	0	44
WEBSTER County Total:	7	7	12	18	0	44
ADD: 3 Total	174	236	286	360	0	1,056

2022 ANNUAL KENTUCKY LONG TERM CARE UTILIZATION AND SERVICE REPORT

Table 15 - Facility Resident Age Distribution- Nursing Facility Beds

ADD / Facility	Under 65	65-74	75-84	Over 85	Unknown	Total
ADD:4						
ALLEN						
Cal Turner Rehab and Specialty Care	15	20	37	24	0	96
ALLEN County Total:	15	20	37	24	0	96
BARREN						
Barren County Nursing and Rehab	7	18	25	31	0	81
Glasgow State Nursing Facility	8	18	19	2	0	47
Glenview Health Care Facility	5	16	17	16	0	54
NHC HealthCare, Glasgow	11	26	45	68	0	150
Signature Healthcare of Glasgow	9	21	17	12	0	59
T J Samson Community Hospital Skilled Nursing Unit	1	2	2	4	0	9
BARREN County Total:	41	101	125	133	0	400
BUTLER						
Morgantown Care and Rehabilitation Center	17	23	41	30	0	111
BUTLER County Total:	17	23	41	30	0	111
EDMONSON						
Edmonson Center	6	19	20	17	0	62
EDMONSON County Total:	6	19	20	17	0	62
HART						
Signature Healthcare of Hart County	14	23	22	28	0	87
HART County Total:	14	23	22	28	0	87
LOGAN						
Auburn Health Care	4	15	7	12	0	38

2022 ANNUAL KENTUCKY LONG TERM CARE UTILIZATION AND SERVICE REPORT

Table 15 - Facility Resident Age Distribution- Nursing Facility Beds

ADD / Facility	Under 65	65-74	75-84	Over 85	Unknown	Total
Creekwood Place Nursing and Rehab Center	14	13	25	30	0	82
LOGAN County Total:	18	28	32	42	0	120
METCALFE						
Metcalfe Health Care Center	6	4	14	13	0	37
METCALFE County Total:	6	4	14	13	0	37
MONROE						
Signature HealthCare of Monroe County Rehab	13	17	36	24	0	90
MONROE County Total:	13	17	36	24	0	90
SIMPSON						
Franklin-Simpson Nursing and Rehabilitation	25	17	13	20	0	75
SIMPSON County Total:	25	17	13	20	0	75
WARREN						
Bowling Green Nursing and Rehabilitation	11	13	19	8	0	51
Christian Health Center, Bowling Green	0	2	12	7	0	21
Colonial Center	5	7	10	16	0	38
Greenwood Nursing and Rehabilitation	16	25	60	17	0	118
Hopkins Center	3	11	16	13	0	43
Signature Healthcare Bowling Green	30	39	40	20	0	129
WARREN County Total:	65	97	157	81	0	400
ADD: 4 Total	220	349	497	412	0	1,478

2022 ANNUAL KENTUCKY LONG TERM CARE UTILIZATION AND SERVICE REPORT

Table 15 - Facility Resident Age Distribution- Nursing Facility Beds

ADD / Facility	Under 65	65-74	75-84	Over 85	Unknown	Total
ADD:5						
BRECKINRIDGE						
Breckinridge Memorial Nursing Facility	1	1	8	8	0	18
Hardinsburg Nursing and Rehabilitation	10	14	20	14	0	58
BRECKINRIDGE County Total:	11	15	28	22	0	76
GRAYSON						
Grayson Nursing and Rehabilitation	7	13	21	22	0	63
Spring View Health and Rehab Center	4	41	20	5	0	70
GRAYSON County Total:	11	54	41	27	0	133
HARDIN						
Baptist Health Hardin (NF)	0	1	3	4	0	8
Elizabethtown Nursing and Rehab	18	11	13	12	0	54
Helmwood Healthcare Center	1	7	13	28	0	49
Kensington Center	14	26	16	21	0	77
Radcliff Veterans Center	1	11	21	12	0	45
Signature Healthcare at North Hardin Rehab	25	23	26	33	0	107
Signature Healthcare of Elizabethtown	13	25	24	21	0	83
HARDIN County Total:	72	104	116	131	0	423
LARUE						
Signature HealthCARE Sunrise Manor	12	25	28	39	0	104
LARUE County Total:	12	25	28	39	0	104
MARION						
Cedars Of Lebanon Nursing Center	2	3	4	2	0	11
Loretto Motherhouse Infirmary	0	2	8	29	0	39
Village of Lebanon II (NF)	0	0	6	10	0	16
MARION County Total:	2	5	18	41	0	66

2022 ANNUAL KENTUCKY LONG TERM CARE UTILIZATION AND SERVICE REPORT

Table 15 - Facility Resident Age Distribution- Nursing Facility Beds

ADD / Facility	Under 65	65-74	75-84	Over 85	Unknown	Total
MEADE						
Brandenburg Nursing and Rehabilitation	10	11	16	16	0	53
MEADE County Total:	10	11	16	16	0	53
NELSON						
Flaget Memorial Hospital NF	0	2	3	2	0	7
Landmark of Bardstown Rehab and Nursing	11	19	19	28	0	77
Signature Healthcare At Colonial Rehab	12	13	17	4	0	46
NELSON County Total:	23	34	39	34	0	130
WASHINGTON						
Sansbury Care Center	0	1	6	32	0	39
Springfield Nursing and Rehabilitation Center	21	12	19	6	0	58
WASHINGTON County Total:	21	13	25	38	0	97
ADD: 5 Total	162	261	311	348	0	1,082
ADD:6						
BULLITT						
Bedrock HC at Green Meadows	8	21	17	40	0	86
BULLITT County Total:	8	21	17	40	0	86
HENRY						
New Castle Nursing and Rehab	5	12	14	22	0	53
HENRY County Total:	5	12	14	22	0	53
JEFFERSON						
Cherokee Park Rehabilitation	15	23	26	11	0	75
Christian Health Center of Louisville	13	29	32	25	0	99
Clifton Oaks Care Center	5	25	56	18	0	104

2022 ANNUAL KENTUCKY LONG TERM CARE UTILIZATION AND SERVICE REPORT

Table 15 - Facility Resident Age Distribution- Nursing Facility Beds

ADD / Facility	Under 65	65-74	75-84	Over 85	Unknown	Total
Essex Nursing and Rehabilitation Center	10	35	40	31	0	116
Forest Springs Health Campus	1	8	12	26	0	47
Franciscan Health Care Center	1	10	30	24	0	65
Glen Ridge Health Campus	1	4	24	27	0	56
Highlands Nursing and Rehabilitation Center	54	44	35	8	0	141
Hillcreek Rehabilitation and Care	52	81	0	19	0	152
Home of the Innocents	75	0	0	0	0	75
Jeffersontown Rehabilitation	21	26	27	15	0	89
Kindred Hospital - Louisville	26	11	5	0	0	42
Klondike Center	17	21	16	4	0	58
Landmark of Iroquois Park and Nursing Center	21	32	15	17	0	85
Landmark of Louisville Rehab and Nursing	56	57	38	21	0	172
Landmark of River City Rehabilitation and Nursing	39	29	15	5	0	88
Little Sisters of the Poor	0	0	7	22	0	29
Louisville East Post Acute	42	36	48	42	0	168
Lyndon Woods Care and Rehabilitation	23	28	40	27	47	165
Masonic Home of Louisville	6	10	29	84	0	129
Nazareth Home	5	8	37	59	0	109
Nazareth Home Clifton	2	16	26	55	0	99
Park Terrace Health Campus	1	39	28	12	0	80
Regency Center	34	35	19	9	0	97
Regis Woods	0	0	0	0	0	0
Rivers Edge Nursing and Rehabilitation Center	12	27	25	14	0	78
Seneca Place	25	26	29	11	0	91
Signature Healthcare at Glenview	0	0	0	0	0	0

2022 ANNUAL KENTUCKY LONG TERM CARE UTILIZATION AND SERVICE REPORT

Table 15 - Facility Resident Age Distribution- Nursing Facility Beds

ADD / Facility	Under 65	65-74	75-84	Over 85	Unknown	Total
Signature Healthcare At Jefferson Manor Rehab	8	18	26	21	0	73
Signature Healthcare at Jefferson Place Rehab	6	20	22	26	0	74
Signature Healthcare at Meadowview Rehab	0	0	0	0	0	0
Signature Healthcare At Rockford Rehab	27	29	19	7	0	82
Signature Healthcare at U of L Mary & Elizabeth Hosp	2	5	8	6	0	21
Signature Healthcare of East Louisville	23	25	25	14	1	88
Signature Healthcare of South Louisville	5	19	15	23	0	62
St Matthews Care Center	41	26	23	20	0	110
Summerfield Rehab and Wellness	14	27	22	14	0	77
Sycamore Heights Health and Rehab	21	25	18	8	0	72
The Episcopal Church Home	0	2	8	11	0	21
The Springs at Stony Brook	1	8	27	24	0	60
The Willows at Springhurst	6	7	11	19	0	43
Treyton Oaks Towers	2	11	14	20	0	47
Valhalla Post Acute	20	25	46	51	0	142
Wesley Manor	3	7	23	25	0	58
Westminster Terrace	8	9	16	13	0	46
Westport Place Health Campus	0	9	17	31	0	57
JEFFERSON County Total:	744	932	999	919	48	3,642
OLDHAM						
Baptist Health La Grange	0	0	0	0	0	0
Friendship Health and Rehab	0	0	0	0	0	0
Richwood Nursing and Rehab	8	25	49	25	0	107
OLDHAM County Total:	8	25	49	25	0	107

2022 ANNUAL KENTUCKY LONG TERM CARE UTILIZATION AND SERVICE REPORT

Table 15 - Facility Resident Age Distribution- Nursing Facility Beds

ADD / Facility	Under 65	65-74	75-84	Over 85	Unknown	Total
SHELBY						
Crestview Center	4	7	23	23	0	57
Masonic Home of Shelbyville	0	8	30	23	0	61
SHELBY County Total:	4	15	53	46	0	118
SPENCER						
Signature Healthcare of Spencer County	6	23	28	22	0	79
SPENCER County Total:	6	23	28	22	0	79
TRIMBLE						
Bedford Springs Health and Rehabilitation	10	13	15	8	0	46
TRIMBLE County Total:	10	13	15	8	0	46
ADD: 6 Total	785	1,041	1,175	1,082	48	4,131
ADD:7						
BOONE						
Boonespring Transitional Care Center	4	35	57	35	0	131
Bridgepoint Care and Rehabilitation Center	60	39	23	7	0	129
Florence Park Care Center	25	22	33	19	0	99
St Elizabeth Florence SNF	0	1	3	2	0	6
BOONE County Total:	89	97	116	63	0	365
CAMPBELL						
Carmel Manor	1	13	19	47	0	80
Coldspring Transitional Care Center	10	49	43	35	0	137
Highlandspring of Ft Thomas	11	27	40	53	0	131
St Elizabeth FT Thomas SNF	1	5	6	4	0	16
The Seasons at Alexandria	4	25	52	18	0	99
CAMPBELL County Total:	27	119	160	157	0	463

2022 ANNUAL KENTUCKY LONG TERM CARE UTILIZATION AND SERVICE REPORT

Table 15 - Facility Resident Age Distribution- Nursing Facility Beds

ADD / Facility	Under 65	65-74	75-84	Over 85	Unknown	Total
CARROLL						
Signature Healthcare of Carrollton Rehab	8	12	18	12	0	50
CARROLL County Total:	8	12	18	12	0	50
GALLATIN						
Gallatin Nursing and Rehab	20	25	38	31	0	114
GALLATIN County Total:	20	25	38	31	0	114
GRANT						
Grant Center	19	15	26	22	0	82
GRANT County Total:	19	15	26	22	0	82
KENTON						
Emerald Trace	0	9	28	27	0	64
Madonna Manor	1	3	13	34	0	51
Rosedale Green	5	16	41	85	0	147
The Pavilion at Kenton	19	27	15	11	0	72
Village Care Center	7	17	25	37	0	86
Villaspring of Erlanger	7	36	46	36	0	125
Woodcrest Nursing and Rehabilitation Center	23	27	32	16	0	98
KENTON County Total:	62	135	200	246	0	643
OWEN						
Owenton Healthcare and Rehabilitation	22	22	22	11	0	77
OWEN County Total:	22	22	22	11	0	77
PENDLETON						
River Valley Nursing Home	2	9	14	24	0	49
PENDLETON County Total:	2	9	14	24	0	49

2022 ANNUAL KENTUCKY LONG TERM CARE UTILIZATION AND SERVICE REPORT

Table 15 - Facility Resident Age Distribution- Nursing Facility Beds

ADD / Facility	Under 65	65-74	75-84	Over 85	Unknown	Total
ADD: 7 Total	249	434	594	566	0	1,843
ADD:8						
BRACKEN						
Bracken County Post-Acute and Rehabilitation Center	10	3	9	5	0	27
BRACKEN County Total:	10	3	9	5	0	27
FLEMING						
Pioneer Trace Nursing Home	4	12	14	43	0	73
FLEMING County Total:	4	12	14	43	0	73
LEWIS						
Vanceburg Rehabilitation and Care	3	6	45	30	2	86
LEWIS County Total:	3	6	45	30	2	86
MASON						
Maysville Nursing and Rehabilitation Facility	28	26	31	36	0	121
MASON County Total:	28	26	31	36	0	121
ROBERTSON						
Robertson County Health Care Facility	6	15	21	16	0	58
ROBERTSON County Total:	6	15	21	16	0	58
ADD: 8 Total	51	62	120	130	2	365
ADD:9						
BATH						
Ridgeway Nursing and Rehabilitation	17	22	27	28	0	94
BATH County Total:	17	22	27	28	0	94

2022 ANNUAL KENTUCKY LONG TERM CARE UTILIZATION AND SERVICE REPORT

Table 15 - Facility Resident Age Distribution- Nursing Facility Beds

ADD / Facility	Under 65	65-74	75-84	Over 85	Unknown	Total
MENIFEE						
Edgewood Estates	7	10	13	14	0	44
MENIFEE County Total:	7	10	13	14	0	44
MONTGOMERY						
Windsor Care Center	3	24	39	38	0	104
MONTGOMERY County Total:	3	24	39	38	0	104
MORGAN						
West Liberty Nursing and Rehabilitation Center	7	13	16	12	0	48
MORGAN County Total:	7	13	16	12	0	48
ROWAN						
Life Care Center of Morehead	24	25	22	19	0	90
St Claire Medical Center TCU	0	0	0	0	0	0
ROWAN County Total:	24	25	22	19	0	90
ADD: 9 Total	58	94	117	111	0	380
ADD:10						
BOYD						
Boyd Nursing and Rehabilitation Center	7	24	12	13	0	56
King's Daughters Rehab and Skilled Nursing Facility	0	0	0	0	0	0
Kingsbrook Lifecare Center	15	23	48	40	0	126
Woodland Oaks	4	19	43	43	0	109
BOYD County Total:	26	66	103	96	0	291
CARTER						
Carter Nursing and Rehabilitation Center	20	26	38	31	0	115
CARTER County Total:	20	26	38	31	0	115

2022 ANNUAL KENTUCKY LONG TERM CARE UTILIZATION AND SERVICE REPORT

Table 15 - Facility Resident Age Distribution- Nursing Facility Beds

ADD / Facility	Under 65	65-74	75-84	Over 85	Unknown	Total
ELLIOTT						
Elliott Nursing and Rehabilitation Center	10	19	19	22	0	70
ELLIOTT County Total:	10	19	19	22	0	70
GREENUP						
Oakmont Manor	7	15	31	28	0	81
South Shore Nursing and Rehabilitation Center	14	13	12	10	0	49
Wurtland Nursing and Rehabilitation Center	28	35	36	10	0	109
GREENUP County Total:	49	63	79	48	0	239
LAWRENCE						
The Jordan Center	10	16	20	10	0	56
LAWRENCE County Total:	10	16	20	10	0	56
ADD: 10 Total	115	190	259	207	0	771
ADD:11						
FLOYD						
Highlands ARH Regional Medical Center (NF)	0	0	0	0	0	0
Prestonsburg Health Care Center	6	10	20	14	0	50
Riverview Health Care Center	21	22	31	27	0	101
FLOYD County Total:	27	32	51	41	0	151
JOHNSON						
Mountain Manor of Paintsville	6	12	34	46	0	98
JOHNSON County Total:	6	12	34	46	0	98

2022 ANNUAL KENTUCKY LONG TERM CARE UTILIZATION AND SERVICE REPORT

Table 15 - Facility Resident Age Distribution- Nursing Facility Beds

ADD / Facility	Under 65	65-74	75-84	Over 85	Unknown	Total
MAGOFFIN						
Salyersville Nursing and Rehabilitation Center	31	27	25	15	0	98
MAGOFFIN County Total:	31	27	25	15	0	98
MARTIN						
Martin County Health Care Facility	8	13	19	23	0	63
MARTIN County Total:	8	13	19	23	0	63
PIKE						
Good Shepherd Community Nursing Center	37	28	27	15	0	107
Landmark of Elkhorn City Rehabilitation	16	23	27	21	0	87
Parkview Nursing and Rehabilitation Center (Pikeville)	27	31	24	10	0	92
Pikeville Nursing and Rehab Center	17	22	26	25	0	90
Tug Valley ARH Skilled Nursing Facility	2	3	6	6	0	17
PIKE County Total:	99	107	110	77	0	393
ADD: 11 Total	171	191	239	202	0	803
ADD:12						
BREATHITT						
Nim Henson Geriatric Center	9	10	9	7	0	35
BREATHITT County Total:	9	10	9	7	0	35
KNOTT						
Knott County Health and Rehabilitation Center	23	19	25	19	0	86
KNOTT County Total:	23	19	25	19	0	86

2022 ANNUAL KENTUCKY LONG TERM CARE UTILIZATION AND SERVICE REPORT

Table 15 - Facility Resident Age Distribution- Nursing Facility Beds

ADD / Facility	Under 65	65-74	75-84	Over 85	Unknown	Total
LEE						
Lee County Care and Rehabilitation Center	37	23	24	19	0	103
LEE County Total:	37	23	24	19	0	103
LESLIE						
Hyden Health and Rehabilitation Center	13	18	30	19	0	80
LESLIE County Total:	13	18	30	19	0	80
LETCHER						
Letcher Manor	30	42	36	23	0	131
LETCHER County Total:	30	42	36	23	0	131
OWSLEY						
Owsley County Health Care Center	16	20	24	15	0	75
OWSLEY County Total:	16	20	24	15	0	75
PERRY						
Hazard Health and Rehabilitation Center	29	43	45	35	0	152
Paul E Patton Eastern Ky Veterans Center	2	14	34	18	0	68
PERRY County Total:	31	57	79	53	0	220
WOLFE						
Wolfe County Health and Rehabilitation Center	10	15	39	32	0	96
WOLFE County Total:	10	15	39	32	0	96
ADD: 12 Total	169	204	266	187	0	826
ADD:13						
BELL						
Middlesboro Nursing and Rehab	11	16	32	33	0	92

2022 ANNUAL KENTUCKY LONG TERM CARE UTILIZATION AND SERVICE REPORT

Table 15 - Facility Resident Age Distribution- Nursing Facility Beds

ADD / Facility	Under 65	65-74	75-84	Over 85	Unknown	Total
Mountain View Nursing and Rehab Ctr	14	15	17	12	1	59
Pineville Community Hospital LTC	0	0	0	0	0	0
BELL County Total:	25	31	49	45	1	151
CLAY						
Landmark of Laurel Creek Rehab and Nursing	9	18	33	22	0	82
CLAY County Total:	9	18	33	22	0	82
HARLAN						
Harlan Health and Rehabilitation Center	38	19	39	17	0	113
Tri-Cities Nursing and Rehabilitation Center	9	13	24	15	0	61
HARLAN County Total:	47	32	63	32	0	174
JACKSON						
Signature HealthCare at Jackson Manor	10	11	13	13	0	47
JACKSON County Total:	10	11	13	13	0	47
KNOX						
Barbourville Health and Rehabilitation Center	8	26	38	31	0	103
Christian Health Center - Corbin	5	14	33	38	0	90
KNOX County Total:	13	40	71	69	0	193
LAUREL						
Hillcrest Health and Rehabilitation Center	8	23	29	23	0	83
Laurel Heights Home for the Elderly	7	20	51	53	0	131
LAUREL County Total:	15	43	80	76	0	214
ROCKCASTLE						
Rockcastle Health and Rehabilitation Center	15	15	23	27	0	80

2022 ANNUAL KENTUCKY LONG TERM CARE UTILIZATION AND SERVICE REPORT

Table 15 - Facility Resident Age Distribution- Nursing Facility Beds

ADD / Facility	Under 65	65-74	75-84	Over 85	Unknown	Total
Rockcastle Regional Hospital and Respiratory Care	75	20	12	3	0	110
ROCKCASTLE County Total:	90	35	35	30	0	190
WHITLEY						
Corbin Health and Rehabilitation Center	20	23	25	11	0	79
The Heritage	8	14	24	36	0	82
Williamsburg Health and Rehabilitation Center	7	20	33	29	0	89
WHITLEY County Total:	35	57	82	76	0	250
ADD: 13 Total	244	267	426	363	1	1,301
ADD:14						
ADAIR						
Signature Healthcare At Summit Manor Rehab	7	15	25	23	0	70
ADAIR County Total:	7	15	25	23	0	70
CASEY						
Liberty Care and Rehabilitation Center	4	17	21	33	0	75
CASEY County Total:	4	17	21	33	0	75
CLINTON						
Clinton County Care and Rehabilitation Center	3	6	16	18	0	43
CLINTON County Total:	3	6	16	18	0	43
CUMBERLAND						
Cumberland Valley Manor	9	9	22	17	0	57
CUMBERLAND County Total:	9	9	22	17	0	57

2022 ANNUAL KENTUCKY LONG TERM CARE UTILIZATION AND SERVICE REPORT

Table 15 - Facility Resident Age Distribution- Nursing Facility Beds

ADD / Facility	Under 65	65-74	75-84	Over 85	Unknown	Total
GREEN						
Green Hill Rehabilitation and Care	11	19	27	34	0	91
McDowell Skilled Nursing Facility	0	0	0	0	0	0
GREEN County Total:	11	19	27	34	0	91
MCCREARY						
Signature Healthcare of McCreary County Rehab	4	9	15	12	0	40
MCCREARY County Total:	4	9	15	12	0	40
PULASKI						
Cumberland Nursing and Rehabilitation Center	14	20	17	37	0	88
Lake Cumberland Regional Hospital SCU	3	3	2	4	0	12
Somerset Nursing and Rehabilitation Facility	4	18	42	50	0	114
Somerwoods Nursing and Rehabilitation	18	35	29	22	0	104
PULASKI County Total:	39	76	90	113	0	318
RUSSELL						
Fair Oaks Health Systems	10	15	29	39	0	93
RUSSELL County Total:	10	15	29	39	0	93
TAYLOR						
Campbellsville Nursing and Rehabilitation	3	10	17	29	0	59
The Grandview Nursing and Rehabilitation Facility	6	5	27	37	0	75
TAYLOR County Total:	9	15	44	66	0	134
WAYNE						
Hicks Golden Years Nursing Home	8	12	18	19	0	57
WAYNE County Total:	8	12	18	19	0	57

2022 ANNUAL KENTUCKY LONG TERM CARE UTILIZATION AND SERVICE REPORT

Table 15 - Facility Resident Age Distribution- Nursing Facility Beds

ADD / Facility	Under 65	65-74	75-84	Over 85	Unknown	Total
ADD: 14 Total	104	193	307	374	0	978
ADD:15						
ANDERSON						
Signature Healthcare at Heritage Hall Rehab	13	12	27	20	0	72
ANDERSON County Total:	13	12	27	20	0	72
BOURBON						
Bourbon Heights	2	7	18	27	0	54
BOURBON County Total:	2	7	18	27	0	54
BOYLE						
Danville Center For Health	9	19	25	19	0	72
Landmark of Danville Rehabilitation and Nursing Center, LLC	4	12	29	36	0	81
BOYLE County Total:	13	31	54	55	0	153
CLARK						
Clark Regional Medical Center Transitional Care Unit	0	3	1	5	0	9
Fountain Circle Care and Rehab Ctr	31	41	35	21	0	128
CLARK County Total:	31	44	36	26	0	137
ESTILL						
Irvine Nursing and Rehabilitation	15	13	26	27	0	81
ESTILL County Total:	15	13	26	27	0	81
FAYETTE						
Bluegrass Care and Rehabilitation Center	18	30	34	19	0	101
Cambridge Place	14	15	29	20	0	78
Cardinal Hill Rehab Unit	5	11	10	5	0	31
Homestead Post Acute	12	34	38	30	0	114

2022 ANNUAL KENTUCKY LONG TERM CARE UTILIZATION AND SERVICE REPORT

Table 15 - Facility Resident Age Distribution- Nursing Facility Beds

ADD / Facility	Under 65	65-74	75-84	Over 85	Unknown	Total
Lexington Country Place	2	4	6	59	0	71
Lexington Premier Nursing and Rehab, LLC	17	19	24	38	0	98
Mayfair Manor	9	15	21	24	0	69
Northpoint Lexington Healthcare Center	9	36	47	41	0	133
Pine Meadows Post Acute	19	24	46	20	0	109
Sayre Christian Village Nursing Home	3	17	39	67	0	126
Signature Healthcare At Tanbark Rehab	0	8	12	11	0	31
The Willows at Fritz Farm	1	4	23	22	0	50
The Willows at Hamburg	2	2	15	31	0	50
Willows at Citation	3	4	9	32	0	48
FAYETTE County Total:	114	223	353	419	0	1,109
FRANKLIN						
Bradford Square Center	27	22	27	10	0	86
Frankfort Rehab and Care	23	18	19	14	0	74
FRANKLIN County Total:	50	40	46	24	0	160
GARRARD						
Landmark of Lancaster Rehabilitation and Nursing	9	15	34	25	0	83
GARRARD County Total:	9	15	34	25	0	83
HARRISON						
Cedar Ridge Health Campus	1	1	11	31	0	44
Edgemont Healthcare	21	17	19	9	0	66
Grand Haven Nursing Home	12	10	15	14	0	51
HARRISON County Total:	34	28	45	54	0	161
JESSAMINE						
Nicholasville Nursing and Rehabilitation	10	13	18	21	0	62

2022 ANNUAL KENTUCKY LONG TERM CARE UTILIZATION AND SERVICE REPORT

Table 15 - Facility Resident Age Distribution- Nursing Facility Beds

ADD / Facility	Under 65	65-74	75-84	Over 85	Unknown	Total
Thomson Hood Veterans Center	5	18	35	51	0	109
JESSAMINE County Total:	15	31	53	72	0	171
LINCOLN						
Stanford Care and Rehab	31	31	31	21	0	114
LINCOLN County Total:	31	31	31	21	0	114
MADISON						
Berea Health and Rehabilitation	14	9	30	21	10	84
Kenwood Health and Rehabilitation Center	11	16	33	24	0	84
Madison Health and Rehabilitation Center	21	19	19	14	0	73
Telford Terrace	0	2	3	15	0	20
The Terrace Nursing and Rehabilitation	5	10	42	38	0	95
MADISON County Total:	51	56	127	112	10	356
MERCER						
Harrodsburg Health and Rehab Ctr	14	23	24	24	0	85
The Willows at Harrodsburg	2	7	14	10	0	33
MERCER County Total:	16	30	38	34	0	118
NICHOLAS						
Johnson Mathers Nursing Home	0	0	0	0	0	0
NICHOLAS County Total:	0	0	0	0	0	0
POWELL						
Stanton Nursing and Rehabilitation Center	14	16	16	21	0	67
POWELL County Total:	14	16	16	21	0	67

2022 ANNUAL KENTUCKY LONG TERM CARE UTILIZATION AND SERVICE REPORT

Table 15 - Facility Resident Age Distribution- Nursing Facility Beds

ADD / Facility	Under 65	65-74	75-84	Over 85	Unknown	Total
SCOTT						
Dover Nursing and Rehabilitation	10	20	23	28	0	81
Signature Healthcare of Georgetown	7	11	14	23	0	55
SCOTT County Total:	17	31	37	51	0	136
WOODFORD						
The Homeplace At Midway	0	0	6	15	0	21
WOODFORD County Total:	0	0	6	15	0	21
ADD: 15 Total	425	608	947	1,003	10	2,993
Statewide Total	3,297	4,679	6,343	6,071	61	20,451

2022 ANNUAL KENTUCKY LONG TERM CARE UTILIZATION AND SERVICE REPORT

Table 16 - Facility Resident Age Distribution- Personal Care Beds

ADD / Facility	Under 65	65-74	75-84	Over 85	Unknown	Total
ADD:1						
CALLOWAY						
Gardens At Hickory Woods	0	2	5	11	0	18
CALLOWAY County Total:	0	2	5	11	0	18
CARLISLE						
Countryside Center	4	4	0	0	0	8
CARLISLE County Total:	4	4	0	0	0	8
GRAVES						
Fern Terrace of Mayfield	94	29	5	0	0	128
GRAVES County Total:	94	29	5	0	0	128
HICKMAN						
Clinton Hickman County Nursing Facility	0	2	0	2	0	4
Clinton Place	3	2	1	1	0	7
HICKMAN County Total:	3	4	1	3	0	11
MCCRACKEN						
Gaither Suites at West Park	1	0	7	21	0	29
MCCRACKEN County Total:	1	0	7	21	0	29
ADD: 1 Total	102	39	18	35	0	194
ADD:2						
CALDWELL						
Highland Homes, Inc.	54	21	8	0	0	83
CALDWELL County Total:	54	21	8	0	0	83
CHRISTIAN						
Christian County Manor	27	16	2	0	0	45
Christian Health Center, Hopkinsville	0	0	1	1	0	2
Pennyrile Home	33	18	8	2	0	61
CHRISTIAN County Total:	60	34	11	3	0	108

2022 ANNUAL KENTUCKY LONG TERM CARE UTILIZATION AND SERVICE REPORT

Table 16 - Facility Resident Age Distribution- Personal Care Beds

ADD / Facility	Under 65	65-74	75-84	Over 85	Unknown	Total
CRITTENDEN						
Crittenden County Health and Rehabilitation Center	0	0	0	0	0	0
CRITTENDEN County Total:	0	0	0	0	0	0
HOPKINS						
The Homestead	43	10	3	0	0	56
The Oaks PCH/Madisonville	30	10	0	0	0	40
HOPKINS County Total:	73	20	3	0	0	96
LYON						
Rivers Bend Retirement Community	0	0	0	0	0	0
LYON County Total:	0	0	0	0	0	0
MUHLENBERG						
Greenville Nursing and Rehabilitation	0	1	0	1	0	2
Sparks Nursing Center	29	24	13	9	0	75
MUHLENBERG County Total:	29	25	13	10	0	77
TRIGG						
Better Senior Living	0	0	0	0	0	0
TRIGG County Total:	0	0	0	0	0	0
ADD: 2 Total	216	100	35	13	0	364
ADD:3						
DAVISS						
Carmel Home	1	0	11	63	0	75
Chautauqua Health and Rehab	0	6	0	0	0	6
Davco Rest Home	67	11	6	0	0	84
Fern Terrace of Owensboro	17	25	7	3	0	52
DAVISS County Total:	85	42	24	66	0	217

2022 ANNUAL KENTUCKY LONG TERM CARE UTILIZATION AND SERVICE REPORT

Table 16 - Facility Resident Age Distribution- Personal Care Beds

ADD / Facility	Under 65	65-74	75-84	Over 85	Unknown	Total
HANCOCK						
The Oaks PCH/Lewisport	42	4	2	0	0	48
HANCOCK County Total:	42	4	2	0	0	48
HENDERSON						
Cedarhurst of Henderson	0	4	16	31	0	51
Henderson Manor	0	0	0	0	0	0
HENDERSON County Total:	0	4	16	31	0	51
MCLEAN						
Sunny Acres	15	3	3	0	0	21
MCLEAN County Total:	15	3	3	0	0	21
OHIO						
Beaver Dam Nursing and Rehab Center	6	5	2	1	0	14
OHIO County Total:	6	5	2	1	0	14
ADD: 3 Total	148	58	47	98	0	351
ADD:4						
ALLEN						
Cornerstone Manor	28	6	1	0	0	35
Scottsville Manor	18	10	2	0	0	30
ALLEN County Total:	46	16	3	0	0	65
BARREN						
NHC HealthCare, Glasgow	0	0	0	0	0	0
BARREN County Total:	0	0	0	0	0	0
EDMONSON						
Edmonson Center	0	2	0	2	0	4
EDMONSON County Total:	0	2	0	2	0	4

2022 ANNUAL KENTUCKY LONG TERM CARE UTILIZATION AND SERVICE REPORT

Table 16 - Facility Resident Age Distribution- Personal Care Beds

ADD / Facility	Under 65	65-74	75-84	Over 85	Unknown	Total
HART						
Hart County Manor	26	12	8	0	0	46
HART County Total:	26	12	8	0	0	46
METCALFE						
Harpers Home for the Aged	12	1	2	0	0	15
Metcalfe Health Care Center	1	1	3	1	0	6
METCALFE County Total:	13	2	5	1	0	21
SIMPSON						
Lewis Memorial Methodist Home	3	3	4	4	0	14
SIMPSON County Total:	3	3	4	4	0	14
WARREN						
Christian Health Center, Bowling Green	1	2	15	31	0	49
Fern Terrace of Bowling Green	56	29	8	1	0	94
The Haven At Massey Springs	0	2	5	9	0	16
WARREN County Total:	57	33	28	41	0	159
ADD: 4 Total	145	68	48	48	0	309
ADD:5						
GRAYSON						
Grayson Nursing and Rehabilitation	2	1	4	4	0	11
GRAYSON County Total:	2	1	4	4	0	11
HARDIN						
Peridot Senior Living	0	0	5	16	0	21
Signature Healthcare at North Hardin Rehab	0	0	0	0	0	0
HARDIN County Total:	0	0	5	16	0	21

2022 ANNUAL KENTUCKY LONG TERM CARE UTILIZATION AND SERVICE REPORT

Table 16 - Facility Resident Age Distribution- Personal Care Beds

ADD / Facility	Under 65	65-74	75-84	Over 85	Unknown	Total
MARION						
Loretto Motherhouse Infirmary	0	0	2	4	0	6
The Village of Lebanon II	0	0	0	0	0	0
MARION County Total:	0	0	2	4	0	6
NELSON						
Windsor Gardens CCRC	1	2	2	12	0	17
NELSON County Total:	1	2	2	12	0	17
WASHINGTON						
Sansbury Care Center	0	0	0	0	0	0
WASHINGTON County Total:	0	0	0	0	0	0
ADD: 5 Total	3	3	13	36	0	55
ADD:6						
BULLITT						
Colonial House of Shepherdsville	39	20	2	0	0	61
BULLITT County Total:	39	20	2	0	0	61
JEFFERSON						
Anthology of Louisville	0	7	12	29	0	48
Barton House of Louisville 1	0	4	7	9	0	20
Belmont Village	0	6	28	71	0	105
Brookdale Stonestreet	0	1	6	6	0	13
Christian Health Center of Louisville	0	0	0	0	0	0
Eastern Star Home in KY	0	0	3	4	0	7
Forest Hills Commons	0	19	48	25	0	92
Forest Springs Health Campus	0	0	0	26	0	26
Glen Ridge Health Campus	0	0	3	14	0	17
Hallmark House Louisville II	0	2	10	10	0	22
Heartsong Memory Care	0	1	3	5	0	9

2022 ANNUAL KENTUCKY LONG TERM CARE UTILIZATION AND SERVICE REPORT

Table 16 - Facility Resident Age Distribution- Personal Care Beds

ADD / Facility	Under 65	65-74	75-84	Over 85	Unknown	Total
Little Sisters of the Poor	0	0	2	7	0	9
Louisville Protestant Altenheim	1	3	5	8	0	17
Masonic Home of Louisville	1	5	20	24	0	50
Morning Pointe Of Louisville At South Hurstbourne	2	5	22	41	0	70
Nazareth Home	1	4	7	18	0	30
Nazareth Home Clifton	0	0	1	0	0	1
Park Louisville	4	7	17	13	0	41
Parrs at Springhurst	1	3	24	38	0	66
Rose Anna Hughes Home	0	1	4	16	0	21
Storypoint Prospect	0	0	45	5	0	50
Sunrise of Louisville	0	0	10	39	0	49
Symphony at Valley Farms	0	12	27	23	0	62
The Enclave of East Louisville	0	4	17	44	0	65
The Episcopal Church Home	0	0	6	8	0	14
The Forum at Brookside	0	0	4	20	0	24
The Lantern At Morning Pointe (Louisville)	2	4	15	12	0	33
The Legacy at English Station	1	6	22	27	0	56
The Springs at Stony Brook	1	0	4	11	0	16
The Willows at Springhurst	0	1	4	11	0	16
Treyton Oaks Towers	0	1	15	27	0	43
Wesley Manor	0	6	6	13	0	25
Westport Place Health Campus	0	1	3	18	0	22
Wickshire Blankenbaker	0	8	8	25	0	41
JEFFERSON County Total:	14	111	408	647	0	1,180
SHELBY						
Colonial Hall Manor	35	13	7	0	0	55
Masonic Home of Shelbyville	4	4	5	10	0	23

2022 ANNUAL KENTUCKY LONG TERM CARE UTILIZATION AND SERVICE REPORT

Table 16 - Facility Resident Age Distribution- Personal Care Beds

ADD / Facility	Under 65	65-74	75-84	Over 85	Unknown	Total
Shelby Farms Senior Living	2	4	28	23	0	57
SHELBY County Total:	41	21	40	33	0	135
ADD: 6 Total	94	152	450	680	0	1,376
ADD:7						
BOONE						
Colonial Gardens	0	2	23	41	0	66
Dominion Senior Living of Florence	2	5	31	20	0	58
BOONE County Total:	2	7	54	61	0	124
CAMPBELL						
Carmel Manor	0	3	2	3	0	8
The Seasons at Alexandria	0	0	43	10	0	53
CAMPBELL County Total:	0	3	45	13	0	61
CARROLL						
Carrollton Manor	19	9	3	1	0	32
Valley Haven Rest Home	30	14	0	0	0	44
CARROLL County Total:	49	23	3	1	0	76
GRANT						
Jonesville Rest Home	25	1	0	0	0	26
GRANT County Total:	25	1	0	0	0	26
KENTON						
Charter Senior Living of Edgewood	4	12	45	25	0	86
Covington Ladies Home	1	2	13	2	0	18
Emerald Trace	0	0	0	0	0	0
Ivy Knoll	0	8	17	11	0	36
Madonna Manor	0	1	5	12	0	18
Regency Manor	21	21	12	1	0	55

2022 ANNUAL KENTUCKY LONG TERM CARE UTILIZATION AND SERVICE REPORT

Table 16 - Facility Resident Age Distribution- Personal Care Beds

ADD / Facility	Under 65	65-74	75-84	Over 85	Unknown	Total
Regency Manor North	6	17	5	0	0	28
St Charles Care Center	0	1	4	8	0	13
KENTON County Total:	32	62	101	59	0	254
PENDLETON						
Falmouth Personal Care Home	24	1	0	0	0	25
The Front Gate	8	11	0	0	0	19
PENDLETON County Total:	32	12	0	0	0	44
ADD: 7 Total	140	108	203	134	0	585
ADD:8						
LEWIS						
Vanceburg Rehabilitation and Care	0	0	0	0	0	0
LEWIS County Total:	0	0	0	0	0	0
ADD: 8 Total	0	0	0	0	0	0
ADD:9						
MENIFEE						
Edgewood Estates	3	0	0	0	0	3
MENIFEE County Total:	3	0	0	0	0	3
MONTGOMERY						
Regency Memory Care	0	1	4	9	0	14
MONTGOMERY County Total:	0	1	4	9	0	14
MORGAN						
West Liberty Nursing and Rehabilitation Center	0	1	0	0	0	1
MORGAN County Total:	0	1	0	0	0	1
ADD: 9 Total	3	2	4	9	0	18

2022 ANNUAL KENTUCKY LONG TERM CARE UTILIZATION AND SERVICE REPORT

Table 16 - Facility Resident Age Distribution- Personal Care Beds

ADD / Facility	Under 65	65-74	75-84	Over 85	Unknown	Total
ADD:10						
BOYD						
Genesis Health of Ashland	14	6	0	0	0	20
Hamiltons Personal Care Home	0	0	0	0	0	0
Kings Daughters And Sons Home	2	2	14	12	0	30
BOYD County Total:	16	8	14	12	0	50
GREENUP						
Frasures Personal Care Home	41	10	2	0	0	53
Morning Pointe of Russell	1	3	13	40	0	57
The Lantern At Morning Pointe Alzheimers and Memory Care	0	2	18	20	0	40
Trinity Station Retirement Community	0	0	6	17	0	23
GREENUP County Total:	42	15	39	77	0	173
LAWRENCE						
The Jordan Center	0	0	0	0	0	0
LAWRENCE County Total:	0	0	0	0	0	0
ADD: 10 Total	58	23	53	89	0	223
ADD:11						
JOHNSON						
Venture Home of Paintsville	57	8	0	0	0	65
JOHNSON County Total:	57	8	0	0	0	65
MAGOFFIN						
Salyersville Nursing and Rehabilitation Center	0	0	0	0	0	0
MAGOFFIN County Total:	0	0	0	0	0	0

2022 ANNUAL KENTUCKY LONG TERM CARE UTILIZATION AND SERVICE REPORT

Table 16 - Facility Resident Age Distribution- Personal Care Beds

ADD / Facility	Under 65	65-74	75-84	Over 85	Unknown	Total
PIKE						
Good Shepherd Community Nursing Center	0	0	0	0	0	0
PIKE County Total:	0	0	0	0	0	0
ADD: 11 Total	57	8	0	0	0	65
ADD:12						
KNOTT						
Golden Years Rest Home	40	22	4	0	0	66
KNOTT County Total:	40	22	4	0	0	66
OWSLEY						
Owsley County Health Care Center	0	0	0	0	0	0
OWSLEY County Total:	0	0	0	0	0	0
ADD: 12 Total	40	22	4	0	0	66
ADD:13						
BELL						
Generations Center of Middlesboro	32	18	9	4	0	63
BELL County Total:	32	18	9	4	0	63
HARLAN						
The Laurels	35	23	7	2	0	67
HARLAN County Total:	35	23	7	2	0	67
KNOX						
Christian Health Center - Corbin	0	1	1	0	0	2
KNOX County Total:	0	1	1	0	0	2
ADD: 13 Total	67	42	17	6	0	132

2022 ANNUAL KENTUCKY LONG TERM CARE UTILIZATION AND SERVICE REPORT

Table 16 - Facility Resident Age Distribution- Personal Care Beds

ADD / Facility	Under 65	65-74	75-84	Over 85	Unknown	Total
ADD:14						
MCCREARY						
Cumberland Manor Rest Home	38	7	1	0	0	46
MCCREARY County Total:	38	7	1	0	0	46
PULASKI						
Bluegrass Senior Living Somerset	1	5	17	26	22	71
Crestview Personal Care	12	7	6	2	0	27
PULASKI County Total:	13	12	23	28	22	98
TAYLOR						
Bluegrass Way	1	1	2	6	0	10
TAYLOR County Total:	1	1	2	6	0	10
WAYNE						
Dishman Personal Care Home	19	6	3	1	0	29
Hicks Golden Years Nursing Home	0	0	0	0	0	0
WAYNE County Total:	19	6	3	1	0	29
ADD: 14 Total	71	26	29	35	22	183
ADD:15						
BOURBON						
Bourbon Heights	0	0	0	1	0	1
BOURBON County Total:	0	0	0	1	0	1
BOYLE						
McDowell Place of Danville	2	2	1	5	0	10
Morning Pointe of Danville	0	10	17	34	0	61
Walkers Trail Senior Living	2	2	18	20	0	42
BOYLE County Total:	4	14	36	59	0	113

2022 ANNUAL KENTUCKY LONG TERM CARE UTILIZATION AND SERVICE REPORT

Table 16 - Facility Resident Age Distribution- Personal Care Beds

ADD / Facility	Under 65	65-74	75-84	Over 85	Unknown	Total
ESTILL						
Irvine Nursing and Rehabilitation	0	0	1	1	0	2
ESTILL County Total:	0	0	1	1	0	2
FAYETTE						
Cedarhurst of Beaumont	0	0	36	63	0	99
Central Ky Recovery Center Unit 1	0	0	0	0	0	0
Central KY Recovery Center Unit 2	12	2	0	0	0	14
Legacy Reserve at Fritz Farm	2	5	26	41	0	74
Lexington Country Place	0	0	4	17	0	21
Mayfair Village Retirement Center	0	1	1	7	0	9
Morning Pointe of Lexington	1	5	30	34	0	70
Morning Pointe of Lexington East	2	4	13	41	0	60
Richmond Place Senior Living	2	11	26	31	0	70
Signature Healthcare At Tanbark Rehab	0	0	1	5	0	6
The Breckinridge	2	7	6	5	0	20
The Lantern at Morning Pointe	1	4	12	15	0	32
The Legacy at the Willows	0	1	5	12	0	18
The Willows at Fritz Farm	0	1	3	15	0	19
The Willows at Hamburg	0	0	4	18	0	22
Willows at Citation	1	1	8	13	0	23
FAYETTE County Total:	23	42	175	317	0	557
FRANKLIN						
Dominion Senior Living of Frankfort	2	6	19	19	0	46
Morning Pointe of Frankfort	0	2	10	24	0	36
The Lantern at Morning Pointe of Frankfort	0	9	26	29	0	64
FRANKLIN County Total:	2	17	55	72	0	146

2022 ANNUAL KENTUCKY LONG TERM CARE UTILIZATION AND SERVICE REPORT

Table 16 - Facility Resident Age Distribution- Personal Care Beds

ADD / Facility	Under 65	65-74	75-84	Over 85	Unknown	Total
HARRISON						
Cedar Ridge Health Campus	1	2	5	16	0	24
Parkside Manor	30	14	3	0	0	47
Shady Lawn	62	10	2	0	0	74
HARRISON County Total:	93	26	10	16	0	145
JESSAMINE						
Bridgepointe At Ashgrove Woods	1	2	15	29	0	47
Cedarhurst of Nicholasville	1	2	11	18	0	32
Rose Terrace Lodge	21	15	3	0	0	39
Wesley Village	0	0	3	15	0	18
JESSAMINE County Total:	23	19	32	62	0	136
LINCOLN						
Waynesburg Manor	13	8	3	0	0	24
LINCOLN County Total:	13	8	3	0	0	24
MADISON						
Dominion Senior Living of Richmond	1	12	21	27	0	61
Morning Pointe of Richmond	0	2	12	23	0	37
Telford Terrace	0	0	0	6	0	6
MADISON County Total:	1	14	33	56	0	104
MERCER						
The Willows at Harrodsburg	0	2	7	27	0	36
MERCER County Total:	0	2	7	27	0	36
POWELL						
Stanton Nursing and Rehabilitation Center	0	0	0	1	0	1
POWELL County Total:	0	0	0	1	0	1

2022 ANNUAL KENTUCKY LONG TERM CARE UTILIZATION AND SERVICE REPORT

Table 16 - Facility Resident Age Distribution- Personal Care Beds

ADD / Facility	Under 65	65-74	75-84	Over 85	Unknown	Total
SCOTT						
The Meadows At Windsor Gardens	0	0	3	6	0	9
SCOTT County Total:	0	0	3	6	0	9
WOODFORD						
Daisy Hill Senior Living	0	0	3	11	0	14
Taylor Manor Nursing Home	0	0	1	2	0	3
The Homeplace At Midway	0	0	4	3	0	7
WOODFORD County Total:	0	0	8	16	0	24
ADD: 15 Total	159	142	363	634	0	1,298
Statewide Total	1,303	793	1,284	1,817	22	5,219

2022 ANNUAL KENTUCKY LONG TERM CARE UTILIZATION AND SERVICE REPORT

Table 17 - Facility Resident Age Distribution- Nursing Home (CCRC) Beds

ADD / Facility	Under 65	65-74	75-84	Over 85	Unknown	Total
ADD:2						
CHRISTIAN						
Christian Health Center, Hopkinsville	0	0	1	1	0	2
CHRISTIAN County Total:	0	0	1	1	0	2
LYON						
Rivers Bend Retirement Community	0	0	0	0	0	0
LYON County Total:	0	0	0	0	0	0
ADD: 2 Total	0	0	1	1	0	2
ADD:3						
UNION						
Breckinridge Place	0	0	1	7	0	8
UNION County Total:	0	0	1	7	0	8
ADD: 3 Total	0	0	1	7	0	8
ADD:4						
WARREN						
Christian Health Center, Bowling Green	0	1	7	14	0	22
WARREN County Total:	0	1	7	14	0	22
ADD: 4 Total	0	1	7	14	0	22
ADD:5						
MARION						
The Village of Lebanon II	0	0	1	2	0	3
MARION County Total:	0	0	1	2	0	3
ADD: 5 Total	0	0	1	2	0	3
ADD:6						
JEFFERSON						
Christian Health Center of Louisville	0	0	1	1	0	2
Louisville Protestant Altenheim	0	0	3	1	0	4

2022 ANNUAL KENTUCKY LONG TERM CARE UTILIZATION AND SERVICE REPORT

Table 17 - Facility Resident Age Distribution- Nursing Home (CCRC) Beds

ADD / Facility	Under 65	65-74	75-84	Over 85	Unknown	Total
Nazareth Home	0	0	0	0	0	0
The Forum at Brookside	0	0	0	0	0	0
The Springs at Stony Brook	0	0	0	0	0	0
JEFFERSON County Total:	0	0	4	2	0	6
ADD: 6 Total	0	0	4	2	0	6
ADD:7						
KENTON						
Madonna Manor	0	0	0	1	0	1
KENTON County Total:	0	0	0	1	0	1
ADD: 7 Total	0	0	0	1	0	1
ADD:10						
GREENUP						
Trinity Station Retirement Community	0	0	1	6	0	7
GREENUP County Total:	0	0	1	6	0	7
ADD: 10 Total	0	0	1	6	0	7
ADD:13						
KNOX						
Christian Health Center - Corbin	0	0	0	1	0	1
KNOX County Total:	0	0	0	1	0	1
LAUREL						
Laurel Heights Home for the Elderly	0	3	6	8	0	17
LAUREL County Total:	0	3	6	8	0	17
ADD: 13 Total	0	3	6	9	0	18

2022 ANNUAL KENTUCKY LONG TERM CARE UTILIZATION AND SERVICE REPORT

Table 17 - Facility Resident Age Distribution- Nursing Home (CCRC) Beds

ADD / Facility	Under 65	65-74	75-84	Over 85	Unknown	Total
ADD:14						
PULASKI						
The Neighborhood Nursing Facility	0	1	4	6	0	11
PULASKI County Total:	0	1	4	6	0	11
ADD: 14 Total	0	1	4	6	0	11
ADD:15						
FAYETTE						
Sayre Christian Village Nursing Home	0	1	6	2	0	9
The Willows at Hamburg	0	0	4	6	0	10
FAYETTE County Total:	0	1	10	8	0	19
HARRISON						
Cedar Ridge Health Campus	0	0	1	4	0	5
HARRISON County Total:	0	0	1	4	0	5
JESSAMINE						
Bridgepointe At Ashgrove Woods	0	0	2	1	0	3
Wesley Village	0	0	5	22	0	27
JESSAMINE County Total:	0	0	7	23	0	30
MADISON						
Telford Terrace	0	0	0	0	0	0
MADISON County Total:	0	0	0	0	0	0
MERCER						
The Willows at Harrodsburg	0	0	0	9	0	9
MERCER County Total:	0	0	0	9	0	9

2022 ANNUAL KENTUCKY LONG TERM CARE UTILIZATION AND SERVICE REPORT

Table 17 - Facility Resident Age Distribution- Nursing Home (CCRC) Beds

ADD / Facility	Under 65	65-74	75-84	Over 85	Unknown	Total
WOODFORD						
The Homeplace At Midway	0	0	2	3	0	5
WOODFORD County Total:	0	0	2	3	0	5
ADD: 15 Total	0	1	20	47	0	68
Statewide Total	0	6	45	95	0	146

2022 ANNUAL KENTUCKY LONG TERM CARE UTILIZATION AND SERVICE REPORT

Table 18 - Facility Resident Age Distribution- Nursing Home (Non-CCRC) Beds

ADD / Facility	Under 65	65-74	75-84	Over 85	Unknown	Total
ADD:3						
DAVIESS						
Hermitage Care and Rehabilitation Center	3	3	4	8	0	18
DAVIESS County Total:	3	3	4	8	0	18
WEBSTER						
Shemwell Nursing Home	0	2	6	9	0	17
WEBSTER County Total:	0	2	6	9	0	17
ADD: 3 Total	3	5	10	17	0	35
ADD:4						
WARREN						
Christian Health Center, Bowling Green	0	0	0	0	0	0
WARREN County Total:	0	0	0	0	0	0
ADD: 4 Total	0	0	0	0	0	0
ADD:7						
KENTON						
Madonna Manor	0	0	0	0	0	0
KENTON County Total:	0	0	0	0	0	0
ADD: 7 Total	0	0	0	0	0	0
ADD:15						
BOURBON						
Bourbon Heights	1	1	7	12	0	21
BOURBON County Total:	1	1	7	12	0	21
FAYETTE						
The Willows at Hamburg	0	0	0	0	0	0
FAYETTE County Total:	0	0	0	0	0	0

2022 ANNUAL KENTUCKY LONG TERM CARE UTILIZATION AND SERVICE REPORT

Table 18 - Facility Resident Age Distribution- Nursing Home (Non-CCRC) Beds

ADD / Facility	Under 65	65-74	75-84	Over 85	Unknown	Total
MERCER						
The Willows at Harrodsburg	0	0	0	0	0	0
MERCER County Total:	0	0	0	0	0	0
WOODFORD						
Taylor Manor Nursing Home	0	1	9	13	0	23
The Homeplace At Midway	0	0	0	0	0	0
WOODFORD County Total:	0	1	9	13	0	23
ADD: 15 Total	1	2	16	25	0	44
Statewide Total	4	7	26	42	0	79

2022 ANNUAL KENTUCKY LONG TERM CARE UTILIZATION AND SERVICE REPORT

Table 19 - Facility Resident Age Distribution- Intermediate Care Beds

ADD / Facility	Under 65	65-74	75-84	Over 85	Unknown	Total
ADD:3						
WEBSTER						
Shemwell Nursing Home	0	0	0	1	0	1
WEBSTER County Total:	0	0	0	1	0	1
ADD: 3 Total	0	0	0	1	0	1
ADD:4						
WARREN						
Christian Health Center, Bowling Green	0	0	0	1	0	1
WARREN County Total:	0	0	0	1	0	1
ADD: 4 Total	0	0	0	1	0	1
ADD:6						
JEFFERSON						
Eastern Star Home in KY	0	3	3	6	0	12
Louisville Protestant Altenheim	0	4	3	7	0	14
The Forum at Brookside	0	0	0	0	0	0
JEFFERSON County Total:	0	7	6	13	0	26
ADD: 6 Total	0	7	6	13	0	26
ADD:15						
HARRISON						
Cedar Ridge Health Campus	0	0	2	0	0	2
HARRISON County Total:	0	0	2	0	0	2
JESSAMINE						
Wesley Village	0	0	0	1	0	1
JESSAMINE County Total:	0	0	0	1	0	1
MADISON						
Telford Terrace	0	0	0	1	0	1
MADISON County Total:	0	0	0	1	0	1

2022 ANNUAL KENTUCKY LONG TERM CARE UTILIZATION AND SERVICE REPORT

Table 19 - Facility Resident Age Distribution- Intermediate Care Beds

ADD / Facility	Under 65	65-74	75-84	Over 85	Unknown	Total
WOODFORD						
Taylor Manor Nursing Home	0	0	2	3	0	5
WOODFORD County Total:	0	0	2	3	0	5
ADD: 15 Total	0	0	4	5	0	9
Statewide Total	0	7	10	20	0	37

2022 ANNUAL KENTUCKY LONG TERM CARE UTILIZATION AND SERVICE REPORT

Table 20 - Facility Resident Age Distribution- Alzheimer Facility Beds

ADD / Facility	Under 65	65-74	75-84	Over 85	Unknown	Total
ADD:3						
DAVISS						
Wellington Parc of Owensboro	0	1	22	17	0	40
DAVISS County Total:	0	1	22	17	0	40
ADD: 3 Total	0	1	22	17	0	40
ADD:4						
WARREN						
Magnolia Village	1	5	24	27	0	57
WARREN County Total:	1	5	24	27	0	57
ADD: 4 Total	1	5	24	27	0	57
Statewide Total	1	6	46	44	0	97

2022 ANNUAL KENTUCKY LONG TERM CARE UTILIZATION AND SERVICE REPORT

Table 21 - Facility Resident Age Distribution- ICF/IID Beds

ADD / Facility	Under 65	65-74	75-84	Over 85	Unknown	Total
ADD:2						
CHRISTIAN						
Outwood ICF/IID	36	6	0	0	0	42
CHRISTIAN County Total:	36	6	0	0	0	42
ADD: 2 Total	36	6	0	0	0	42
ADD:3						
DAVISS						
Wendell Fosters Campus for Developmental Disabilit	55	6	2	0	0	63
DAVISS County Total:	55	6	2	0	0	63
ADD: 3 Total	55	6	2	0	0	63
ADD:6						
BULLITT						
Meadows ICF/IID	5	3	0	0	0	8
BULLITT County Total:	5	3	0	0	0	8
HENRY						
Cedar Lake Lodge Park Place I	5	2	1	0	0	8
Cedar Lake Lodge Park Place II	6	2	0	0	0	8
HENRY County Total:	11	4	1	0	0	16
JEFFERSON						
Bingham Gardens	20	2	0	0	0	22
Del Maria ICF/IID	5	2	0	1	0	8
Hazelwood Center	41	7	1	0	0	49
JEFFERSON County Total:	66	11	1	1	0	79
OLDHAM						
Cedar Lake Lodge	52	9	2	0	0	63
Cedar Lake Lodge Sycamore Run I	3	1	0	0	0	4

2022 ANNUAL KENTUCKY LONG TERM CARE UTILIZATION AND SERVICE REPORT

Table 21 - Facility Resident Age Distribution- ICF/IID Beds

ADD / Facility	Under 65	65-74	75-84	Over 85	Unknown	Total
Cedar Lake Lodge Sycamore Run II	4	0	0	0	0	4
Windsong ICF/IID	4	3	1	0	0	8
OLDHAM County Total:	63	13	3	0	0	79
ADD: 6 Total	145	31	5	1	0	182
ADD:14						
PULASKI						
Oakwood ICF/IID Unit 1	31	11	3	0	0	45
Oakwood ICF/IID Unit 2	24	0	0	0	0	24
Oakwood ICF/IID Unit 3	21	0	1	0	0	22
Oakwood ICF/IID Unit 4	21	2	0	0	0	23
PULASKI County Total:	97	13	4	0	0	114
ADD: 14 Total	97	13	4	0	0	114
Statewide Total	333	56	11	1	0	401

KENTUCKY ANNUAL LONG-TERM CARE SERVICES REPORT



KENTUCKY CABINET FOR
HEALTH AND FAMILY SERVICES

SECTION IV: PATIENT DEATH DISTRIBUTION DATA

Table 22 - Facility Resident Death Distribution- Nursing Facility Beds 2022

ADD / Facility	Under 65	65-74	75-84	Over 85	Unknown	Total
ADD:1						
BALLARD						
Life Care Center of LaCenter	0	0	0	0	29	29
BALLARD County Total:	0	0	0	0	29	29
CALLOWAY						
Spring Creek Health Care	2	5	10	15	0	32
CALLOWAY County Total:	2	5	10	15	0	32
CARLISLE						
Countryside Center	1	6	5	9	0	21
CARLISLE County Total:	1	6	5	9	0	21
FULTON						
Fulton Nursing and Rehab	4	4	11	8	0	27
FULTON County Total:	4	4	11	8	0	27
GRAVES						
Green Acres Health Care	2	6	6	8	0	22
Mayfield Health and Rehabilitation	0	0	0	0	0	0
Mills Nursing and Rehabilitation	2	16	18	9	0	45
GRAVES County Total:	4	22	24	17	0	67
HICKMAN						
Clinton Hickman County Nursing Facility	1	0	2	10	0	13
Clinton Place	6	5	15	10	0	36
HICKMAN County Total:	7	5	17	20	0	49
MARSHALL						
Calvert City Convalescent Center	0	0	13	24	0	37
Lake Way Nursing and Rehabilitation Center	0	7	10	16	0	33

Table 22 - Facility Resident Death Distribution- Nursing Facility Beds 2022

ADD / Facility	Under 65	65-74	75-84	Over 85	Unknown	Total
Oakview Nursing and Rehabilitation Center	0	4	13	15	0	32
MARSHALL County Total:	0	11	36	55	0	102
MCCRACKEN						
Baptist Health Paducah	0	0	0	0	0	0
Parkview Nursing and Rehabilitation Center (Paducah)	2	9	15	40	0	66
Providence Pointe Healthcare	0	0	1	2	0	3
River Haven Nursing and Rehab	2	6	2	3	0	13
Stonecreek Health and Rehab	7	9	12	17	0	45
MCCRACKEN County Total:	11	24	30	62	0	127
ADD: 1 Total	29	77	133	186	29	454
ADD:2						
CALDWELL						
Princeton Health and Rehab Center	5	5	17	10	0	37
CALDWELL County Total:	5	5	17	10	0	37
CHRISTIAN						
Bradford Heights Health and Rehab Center	6	12	13	16	0	47
Christian Health Center, Hopkinsville	0	4	14	31	0	49
Christian Heights Nursing and Rehabilitation Center	1	3	3	2	0	9
Covington Convalescent Center	0	6	9	10	0	25
Western State Nursing Facility	0	6	3	3	0	12
CHRISTIAN County Total:	7	31	42	62	0	142
CRITTENDEN						
Crittenden County Health and Rehabilitation Center	1	6	9	8	0	24
CRITTENDEN County Total:	1	6	9	8	0	24

Table 22 - Facility Resident Death Distribution- Nursing Facility Beds 2022

ADD / Facility	Under 65	65-74	75-84	Over 85	Unknown	Total
HOPKINS						
Baptist Health Deaconess Madisonville (LTC)	0	0	0	0	0	0
Brighton Cornerstone Health Care	0	2	5	4	0	11
Dawson Springs Health And Rehab Ctr	1	5	3	6	0	15
Hillside Center	0	1	8	6	0	15
Joseph Eddie Ballard Western Kentucky Veterans Ctr	0	1	11	15	0	27
Madisonville Health and Rehabilitation	4	0	9	6	0	19
Ridgewood Terrace Nursing Home	2	4	8	23	0	37
Tradewater Pointe	0	3	2	1	0	6
HOPKINS County Total:	7	16	46	61	0	130
LIVINGSTON						
Salem Springlake Health and Rehabilitation Center	0	4	11	5	0	20
LIVINGSTON County Total:	0	4	11	5	0	20
LYON						
Landmark of Kuttawa	1	2	5	10	0	18
Rivers Bend Retirement Community	1	0	3	4	0	8
LYON County Total:	2	2	8	14	0	26
MUHLENBERG						
Greenville Nursing and Rehabilitation	0	3	9	9	0	21
Maple Health and Rehabilitation	1	1	11	14	0	27
Owensboro Health Muhlenberg Community Hospital Long Term Care	0	3	9	9	0	21
MUHLENBERG County Total:	1	7	29	32	0	69
TODD						
Hearthstone Place	4	1	1	4	0	10
TODD County Total:	4	1	1	4	0	10

Table 22 - Facility Resident Death Distribution- Nursing Facility Beds 2022

ADD / Facility	Under 65	65-74	75-84	Over 85	Unknown	Total
TRIGG						
Shady Lawn Nursing and Rehabilitation Center	0	1	6	6	0	13
TRIGG County Total:	0	1	6	6	0	13
ADD: 2 Total	27	73	169	202	0	471
ADD:3						
DAVIESS						
Carmel Home	0	0	1	18	0	19
Chautauqua Health and Rehab	5	13	9	7	0	34
Hermitage Care and Rehabilitation Center	0	3	6	22	0	31
Signature Healthcare at Hillcrest	0	0	0	19	0	19
The Transitional Care Center of Owensboro	0	1	2	6	0	9
Twin Rivers Nursing and Rehab Center	5	7	3	4	0	19
Wellington Parc of Owensboro	0	0	0	5	0	5
DAVIESS County Total:	10	24	21	81	0	136
HANCOCK						
Heartland Villa Center	0	6	6	4	0	16
HANCOCK County Total:	0	6	6	4	0	16
HENDERSON						
Henderson Nursing and Rehabilitation Center	1	6	5	6	0	18
Redbanks	2	6	12	29	0	49
HENDERSON County Total:	3	12	17	35	0	67
MCLEAN						
Riverside Care and Rehab Ctr	3	4	9	8	0	24
MCLEAN County Total:	3	4	9	8	0	24

Table 22 - Facility Resident Death Distribution- Nursing Facility Beds 2022

ADD / Facility	Under 65	65-74	75-84	Over 85	Unknown	Total
OHIO						
Beaver Dam Nursing and Rehab Center	1	0	4	3	0	8
Fordsville Nursing and Rehabilitation Center	1	2	7	2	0	12
Signature Healthcare of Hartford Rehab and Wellnes	2	3	11	13	0	29
OHIO County Total:	4	5	22	18	0	49
UNION						
Breckinridge Place	0	0	2	3	0	5
Morganfield Nursing and Rehabilitation Center	1	6	8	4	0	19
UNION County Total:	1	6	10	7	0	24
WEBSTER						
Redbanks Colonial Terrace	0	4	3	7	0	14
WEBSTER County Total:	0	4	3	7	0	14
ADD: 3 Total	21	61	88	160	0	330
ADD:4						
ALLEN						
Cal Turner Rehab and Specialty Care	2	4	7	19	0	32
ALLEN County Total:	2	4	7	19	0	32
BARREN						
Barren County Nursing and Rehab	4	3	19	16	0	42
Glasgow State Nursing Facility	1	4	1	0	0	6
Glenview Health Care Facility	2	4	14	6	0	26
NHC HealthCare, Glasgow	2	5	13	28	0	48
Signature Healthcare of Glasgow	0	0	4	4	0	8
T J Samson Community Hospital Skilled Nursing Unit	0	0	0	2	0	2
BARREN County Total:	9	16	51	56	0	132

Table 22 - Facility Resident Death Distribution- Nursing Facility Beds 2022

ADD / Facility	Under 65	65-74	75-84	Over 85	Unknown	Total
BUTLER						
Morgantown Care and Rehabilitation Center	3	1	15	17	0	36
BUTLER County Total:	3	1	15	17	0	36
EDMONSON						
Edmonson Center	1	1	11	13	0	26
EDMONSON County Total:	1	1	11	13	0	26
HART						
Signature Healthcare of Hart County	0	6	9	11	0	26
HART County Total:	0	6	9	11	0	26
LOGAN						
Auburn Health Care	1	3	1	9	0	14
Creekwood Place Nursing and Rehab Center	3	3	4	18	0	28
LOGAN County Total:	4	6	5	27	0	42
METCALFE						
Metcalfe Health Care Center	1	2	9	9	0	21
METCALFE County Total:	1	2	9	9	0	21
MONROE						
Signature HealthCare of Monroe County Rehab	1	3	10	5	0	19
MONROE County Total:	1	3	10	5	0	19
SIMPSON						
Franklin-Simpson Nursing and Rehabilitation	4	3	9	5	0	21
SIMPSON County Total:	4	3	9	5	0	21

Table 22 - Facility Resident Death Distribution- Nursing Facility Beds 2022

ADD / Facility	Under 65	65-74	75-84	Over 85	Unknown	Total
WARREN						
Bowling Green Nursing and Rehabilitation	2	5	4	7	0	18
Christian Health Center, Bowling Green	0	1	3	5	0	9
Colonial Center	3	3	2	7	0	15
Greenwood Nursing and Rehabilitation	7	15	9	13	0	44
Hopkins Center	2	6	10	20	0	38
Signature Healthcare Bowling Green	6	9	25	5	0	45
WARREN County Total:	20	39	53	57	0	169
ADD: 4 Total	45	81	179	219	0	524
ADD:5						
BRECKINRIDGE						
Breckinridge Memorial Nursing Facility	0	0	3	11	0	14
Hardinsburg Nursing and Rehabilitation	0	2	5	4	0	11
BRECKINRIDGE County Total:	0	2	8	15	0	25
GRAYSON						
Grayson Nursing and Rehabilitation	1	7	10	19	0	37
Spring View Health and Rehab Center	0	2	4	3	0	9
GRAYSON County Total:	1	9	14	22	0	46
HARDIN						
Baptist Health Hardin (NF)	0	0	1	0	0	1
Elizabethtown Nursing and Rehab	1	4	9	11	0	25
Helmwood Healthcare Center	1	4	8	19	0	32
Kensington Center	1	12	7	16	0	36
Radcliff Veterans Center	1	1	5	2	0	9
Signature Healthcare at North Hardin Rehab	3	3	8	6	0	20
Signature Healthcare of Elizabethtown	4	3	17	16	0	40
HARDIN County Total:	11	27	55	70	0	163

Table 22 - Facility Resident Death Distribution- Nursing Facility Beds 2022

ADD / Facility	Under 65	65-74	75-84	Over 85	Unknown	Total
LARUE						
Signature HealthCARE Sunrise Manor	2	6	12	15	0	35
LARUE County Total:	2	6	12	15	0	35
MARION						
Cedars Of Lebanon Nursing Center	2	2	3	4	0	11
Loretto Motherhouse Infirmary	0	1	2	13	0	16
Village of Lebanon II (NF)	0	0	0	4	0	4
MARION County Total:	2	3	5	21	0	31
MEADE						
Brandenburg Nursing and Rehabilitation	3	2	5	8	0	18
MEADE County Total:	3	2	5	8	0	18
NELSON						
Flaget Memorial Hospital NF	0	0	0	0	0	0
Landmark of Bardstown Rehab and Nursing	1	4	10	8	0	23
Signature Healthcare At Colonial Rehab	1	1	8	12	0	22
NELSON County Total:	2	5	18	20	0	45
WASHINGTON						
Sansbury Care Center	1	0	1	13	0	15
Springfield Nursing and Rehabilitation Center	1	6	10	10	0	27
WASHINGTON County Total:	2	6	11	23	0	42
ADD: 5 Total	23	60	128	194	0	405
ADD:6						
BULLITT						
Bedrock HC at Green Meadows	0	6	22	28	0	56
BULLITT County Total:	0	6	22	28	0	56

Table 22 - Facility Resident Death Distribution- Nursing Facility Beds 2022

ADD / Facility	Under 65	65-74	75-84	Over 85	Unknown	Total
HENRY						
New Castle Nursing and Rehab	0	6	5	8	0	19
HENRY County Total:	0	6	5	8	0	19
JEFFERSON						
Cherokee Park Rehabilitation	4	4	9	10	0	27
Christian Health Center of Louisville	0	4	10	6	0	20
Clifton Oaks Care Center	0	0	2	5	0	7
Essex Nursing and Rehabilitation Center	4	3	10	14	0	31
Forest Springs Health Campus	0	1	12	30	0	43
Franciscan Health Care Center	0	2	5	13	0	20
Glen Ridge Health Campus	0	2	5	9	0	16
Highlands Nursing and Rehabilitation Center	6	9	12	10	0	37
Hillcreek Rehabilitation and Care	0	0	5	14	0	19
Home of the Innocents	0	0	0	0	0	0
Jeffersontown Rehabilitation	4	4	7	4	0	19
Kindred Hospital - Louisville	8	3	4	0	0	15
Klondike Center	0	2	0	2	0	4
Landmark of Iroquois Park and Nursing Center	2	8	2	4	0	16
Landmark of Louisville Rehab and Nursing	5	9	10	13	0	37
Landmark of River City Rehabilitation and Nursing	2	6	4	2	0	14
Little Sisters of the Poor	0	0	2	11	0	13
Louisville East Post Acute	3	9	11	15	0	38
Lyndon Woods Care and Rehabilitation	0	0	0	0	13	13
Masonic Home of Louisville	0	18	30	51	0	99
Nazareth Home	1	4	22	54	0	81
Nazareth Home Clifton	0	5	7	26	0	38

Table 22 - Facility Resident Death Distribution- Nursing Facility Beds 2022

ADD / Facility	Under 65	65-74	75-84	Over 85	Unknown	Total
Park Terrace Health Campus	0	3	32	14	0	49
Regency Center	2	2	8	4	0	16
Regis Woods	0	0	0	0	0	0
Rivers Edge Nursing and Rehabilitation Center	2	0	7	7	0	16
Seneca Place	5	5	3	8	0	21
Signature Healthcare at Glenview	0	0	0	0	0	0
Signature Healthcare At Jefferson Manor Rehab	1	4	4	9	0	18
Signature Healthcare at Jefferson Place Rehab	0	5	10	15	0	30
Signature Healthcare at Meadowview Rehab	0	0	0	0	0	0
Signature Healthcare At Rockford Rehab	0	0	0	0	0	0
Signature Healthcare at U of L Mary & Elizabeth Hosp	0	0	1	1	0	2
Signature Healthcare of East Louisville	2	8	7	8	0	25
Signature Healthcare of South Louisville	5	10	17	12	0	44
St Matthews Care Center	9	23	18	15	0	65
Summerfield Rehab and Wellness	0	6	2	9	0	17
Sycamore Heights Health and Rehab	1	6	4	6	0	17
The Episcopal Church Home	0	0	2	12	0	14
The Springs at Stony Brook	0	2	8	25	0	35
The Willows at Springhurst	1	1	4	19	0	25
Treyton Oaks Towers	0	1	2	24	0	27
Valhalla Post Acute	3	3	11	30	0	47
Wesley Manor	0	2	17	24	0	43
Westminster Terrace	4	3	3	9	0	19
Westport Place Health Campus	0	1	2	12	0	15
JEFFERSON County Total:	74	178	331	556	13	1,152

Table 22 - Facility Resident Death Distribution- Nursing Facility Beds 2022

ADD / Facility	Under 65	65-74	75-84	Over 85	Unknown	Total
OLDHAM						
Baptist Health La Grange	0	0	0	0	0	0
Friendship Health and Rehab	0	0	0	0	0	0
Richwood Nursing and Rehab	4	5	10	17	0	36
OLDHAM County Total:	4	5	10	17	0	36
SHELBY						
Crestview Center	0	0	0	13	0	13
Masonic Home of Shelbyville	0	1	5	18	0	24
SHELBY County Total:	0	1	5	31	0	37
SPENCER						
Signature Healthcare of Spencer County	1	3	9	10	0	23
SPENCER County Total:	1	3	9	10	0	23
TRIMBLE						
Bedford Springs Health and Rehabilitation	3	3	10	4	0	20
TRIMBLE County Total:	3	3	10	4	0	20
ADD: 6 Total	82	202	392	654	13	1,343
ADD:7						
BOONE						
Boonespring Transitional Care Center	0	10	35	24	0	69
Bridgepoint Care and Rehabilitation Center	6	2	11	3	0	22
Florence Park Care Center	7	2	15	14	0	38
St Elizabeth Florence SNF	0	0	0	3	0	3
BOONE County Total:	13	14	61	44	0	132
CAMPBELL						
Carmel Manor	0	1	10	22	0	33
Coldspring Transitional Care Center	0	4	13	13	0	30
Highlandspring of Ft Thomas	4	9	15	34	0	62

Table 22 - Facility Resident Death Distribution- Nursing Facility Beds 2022

ADD / Facility	Under 65	65-74	75-84	Over 85	Unknown	Total
St Elizabeth FT Thomas SNF	0	0	0	2	0	2
The Seasons at Alexandria	0	0	19	11	0	30
CAMPBELL County Total:	4	14	57	82	0	157
CARROLL						
Signature Healthcare of Carrollton Rehab	2	1	6	7	0	16
CARROLL County Total:	2	1	6	7	0	16
GALLATIN						
Gallatin Nursing and Rehab	1	5	9	18	0	33
GALLATIN County Total:	1	5	9	18	0	33
GRANT						
Grant Center	2	3	10	8	0	23
GRANT County Total:	2	3	10	8	0	23
KENTON						
Emerald Trace	0	0	8	12	0	20
Madonna Manor	0	1	7	23	0	31
Rosedale Green	3	4	12	40	0	59
The Pavilion at Kenton	2	5	6	4	0	17
Village Care Center	0	1	13	18	0	32
Villaspring of Erlanger	3	7	23	26	0	59
Woodcrest Nursing and Rehabilitation Center	5	4	8	6	0	23
KENTON County Total:	13	22	77	129	0	241
OWEN						
Owenton Healthcare and Rehabilitation	9	9	7	10	0	35
OWEN County Total:	9	9	7	10	0	35
PENDLETON						
River Valley Nursing Home	2	5	5	17	0	29
PENDLETON County Total:	2	5	5	17	0	29

Table 22 - Facility Resident Death Distribution- Nursing Facility Beds 2022

ADD / Facility	Under 65	65-74	75-84	Over 85	Unknown	Total
ADD: 7 Total	46	73	232	315	0	666
ADD:8						
BRACKEN						
Bracken County Post-Acute and Rehabilitation Center	0	3	3	4	0	10
BRACKEN County Total:	0	3	3	4	0	10
FLEMING						
Pioneer Trace Nursing Home	1	5	12	23	0	41
FLEMING County Total:	1	5	12	23	0	41
LEWIS						
Vanceburg Rehabilitation and Care	0	3	5	7	0	15
LEWIS County Total:	0	3	5	7	0	15
MASON						
Maysville Nursing and Rehabilitation Facility	3	15	18	20	0	56
MASON County Total:	3	15	18	20	0	56
ROBERTSON						
Robertson County Health Care Facility	3	4	5	2	0	14
ROBERTSON County Total:	3	4	5	2	0	14
ADD: 8 Total	7	30	43	56	0	136
ADD:9						
BATH						
Ridgeway Nursing and Rehabilitation	2	2	4	8	0	16
BATH County Total:	2	2	4	8	0	16
MENIFEE						
Edgewood Estates	0	0	2	2	0	4
MENIFEE County Total:	0	0	2	2	0	4

Table 22 - Facility Resident Death Distribution- Nursing Facility Beds 2022

ADD / Facility	Under 65	65-74	75-84	Over 85	Unknown	Total
MONTGOMERY						
Windsor Care Center	1	11	7	20	0	39
MONTGOMERY County Total:	1	11	7	20	0	39
MORGAN						
West Liberty Nursing and Rehabilitation Center	1	1	2	3	0	7
MORGAN County Total:	1	1	2	3	0	7
ROWAN						
Life Care Center of Morehead	1	1	8	7	0	17
St Claire Medical Center TCU	0	0	0	0	0	0
ROWAN County Total:	1	1	8	7	0	17
ADD: 9 Total	5	15	23	40	0	83
ADD:10						
BOYD						
Boyd Nursing and Rehabilitation Center	6	7	8	5	0	26
King's Daughters Rehab and Skilled Nursing Facility	0	0	0	0	0	0
Kingsbrook Lifecare Center	0	9	6	28	0	43
Woodland Oaks	0	1	10	21	0	32
BOYD County Total:	6	17	24	54	0	101
CARTER						
Carter Nursing and Rehabilitation Center	1	10	17	23	0	51
CARTER County Total:	1	10	17	23	0	51
ELLIOTT						
Elliott Nursing and Rehabilitation Center	1	3	10	4	0	18
ELLIOTT County Total:	1	3	10	4	0	18

Table 22 - Facility Resident Death Distribution- Nursing Facility Beds 2022

ADD / Facility	Under 65	65-74	75-84	Over 85	Unknown	Total
GREENUP						
Oakmont Manor	0	3	15	15	0	33
South Shore Nursing and Rehabilitation Center	1	0	6	1	0	8
Wurtland Nursing and Rehabilitation Center	4	10	6	6	0	26
GREENUP County Total:	5	13	27	22	0	67
LAWRENCE						
The Jordan Center	0	3	5	6	0	14
LAWRENCE County Total:	0	3	5	6	0	14
ADD: 10 Total	13	46	83	109	0	251
ADD:11						
FLOYD						
Highlands ARH Regional Medical Center (NF)	0	0	0	0	0	0
Prestonsburg Health Care Center	2	5	2	11	0	20
Riverview Health Care Center	2	5	11	8	0	26
FLOYD County Total:	4	10	13	19	0	46
JOHNSON						
Mountain Manor of Paintsville	3	3	11	21	0	38
JOHNSON County Total:	3	3	11	21	0	38
MAGOFFIN						
Salyersville Nursing and Rehabilitation Center	4	3	8	4	0	19
MAGOFFIN County Total:	4	3	8	4	0	19
MARTIN						
Martin County Health Care Facility	3	1	5	7	0	16
MARTIN County Total:	3	1	5	7	0	16

Table 22 - Facility Resident Death Distribution- Nursing Facility Beds 2022

ADD / Facility	Under 65	65-74	75-84	Over 85	Unknown	Total
PIKE						
Good Shepherd Community Nursing Center	5	10	3	7	0	25
Landmark of Elkhorn City Rehabilitation	1	1	6	10	0	18
Parkview Nursing and Rehabilitation Center (Pikeville)	4	6	4	6	0	20
Pikeville Nursing and Rehab Center	1	5	9	6	0	21
Tug Valley ARH Skilled Nursing Facility	0	2	2	1	0	5
PIKE County Total:	11	24	24	30	0	89
ADD: 11 Total	25	41	61	81	0	208
ADD:12						
BREATHITT						
Nim Henson Geriatric Center	0	1	2	11	0	14
BREATHITT County Total:	0	1	2	11	0	14
KNOTT						
Knott County Health and Rehabilitation Center	3	5	5	7	0	20
KNOTT County Total:	3	5	5	7	0	20
LEE						
Lee County Care and Rehabilitation Center	2	7	8	9	0	26
LEE County Total:	2	7	8	9	0	26
LESLIE						
Hyden Health and Rehabilitation Center	0	2	3	7	0	12
LESLIE County Total:	0	2	3	7	0	12
LETCHER						
Letcher Manor	0	2	3	7	0	12
LETCHER County Total:	0	2	3	7	0	12

Table 22 - Facility Resident Death Distribution- Nursing Facility Beds 2022

ADD / Facility	Under 65	65-74	75-84	Over 85	Unknown	Total
OWSLEY						
Owsley County Health Care Center	2	4	8	6	0	20
Owsley County Total:	2	4	8	6	0	20
PERRY						
Hazard Health and Rehabilitation Center	1	6	5	4	1	17
Paul E Patton Eastern Ky Veterans Center	0	2	10	13	0	25
Perry County Total:	1	8	15	17	1	42
WOLFE						
Wolfe County Health and Rehabilitation Center	0	7	4	9	0	20
Wolfe County Total:	0	7	4	9	0	20
ADD: 12 Total	8	36	48	73	1	166
ADD:13						
BELL						
Middlesboro Nursing and Rehab	2	2	20	27	0	51
Mountain View Nursing and Rehab Ctr	2	6	8	6	0	22
Pineville Community Hospital LTC	0	0	0	0	0	0
Bell County Total:	4	8	28	33	0	73
CLAY						
Landmark of Laurel Creek Rehab and Nursing	3	1	9	18	0	31
Clay County Total:	3	1	9	18	0	31
HARLAN						
Harlan Health and Rehabilitation Center	3	12	10	12	0	37
Tri-Cities Nursing and Rehabilitation Center	1	3	5	8	0	17
Harlan County Total:	4	15	15	20	0	54

Table 22 - Facility Resident Death Distribution- Nursing Facility Beds 2022

ADD / Facility	Under 65	65-74	75-84	Over 85	Unknown	Total
JACKSON						
Signature HealthCare at Jackson Manor	1	3	0	7	0	11
JACKSON County Total:	1	3	0	7	0	11
KNOX						
Barbourville Health and Rehabilitation Center	5	2	17	22	0	46
Christian Health Center - Corbin	1	2	6	14	0	23
KNOX County Total:	6	4	23	36	0	69
LAUREL						
Hillcrest Health and Rehabilitation Center	2	3	14	7	0	26
Laurel Heights Home for the Elderly	1	5	15	37	0	58
LAUREL County Total:	3	8	29	44	0	84
ROCKCASTLE						
Rockcastle Health and Rehabilitation Center	1	6	10	11	0	28
Rockcastle Regional Hospital and Respiratory Care	11	11	5	0	0	27
ROCKCASTLE County Total:	12	17	15	11	0	55
WHITLEY						
Corbin Health and Rehabilitation Center	5	5	9	8	0	27
The Heritage	0	1	4	6	0	11
Williamsburg Health and Rehabilitation Center	2	5	11	16	0	34
WHITLEY County Total:	7	11	24	30	0	72
ADD: 13 Total	40	67	143	199	0	449

Table 22 - Facility Resident Death Distribution- Nursing Facility Beds 2022

ADD / Facility	Under 65	65-74	75-84	Over 85	Unknown	Total
ADD:14						
ADAIR						
Signature Healthcare At Summit Manor Rehab	2	5	12	8	0	27
ADAIR County Total:	2	5	12	8	0	27
CASEY						
Liberty Care and Rehabilitation Center	0	0	7	9	0	16
CASEY County Total:	0	0	7	9	0	16
CLINTON						
Clinton County Care and Rehabilitation Center	1	5	11	5	0	22
CLINTON County Total:	1	5	11	5	0	22
CUMBERLAND						
Cumberland Valley Manor	2	2	8	13	0	25
CUMBERLAND County Total:	2	2	8	13	0	25
GREEN						
Green Hill Rehabilitation and Care	2	11	23	28	0	64
McDowell Skilled Nursing Facility	0	0	0	0	0	0
GREEN County Total:	2	11	23	28	0	64
MCCREARY						
Signature Healthcare of McCreary County Rehab	0	3	3	7	0	13
MCCREARY County Total:	0	3	3	7	0	13
PULASKI						
Cumberland Nursing and Rehabilitation Center	1	6	9	7	0	23
Lake Cumberland Regional Hospital SCU	0	2	0	2	0	4
Somerset Nursing and Rehabilitation Facility	2	4	8	29	0	43

Table 22 - Facility Resident Death Distribution- Nursing Facility Beds 2022

ADD / Facility	Under 65	65-74	75-84	Over 85	Unknown	Total
Somerwoods Nursing and Rehabilitation	1	3	5	4	0	13
PULASKI County Total:	4	15	22	42	0	83
RUSSELL						
Fair Oaks Health Systems	0	7	16	10	0	33
RUSSELL County Total:	0	7	16	10	0	33
TAYLOR						
Campbellsville Nursing and Rehabilitation	1	2	12	13	0	28
The Grandview Nursing and Rehabilitation Facility	0	0	11	20	0	31
TAYLOR County Total:	1	2	23	33	0	59
WAYNE						
Hicks Golden Years Nursing Home	0	3	2	5	0	10
WAYNE County Total:	0	3	2	5	0	10
ADD: 14 Total	12	53	127	160	0	352
ADD:15						
ANDERSON						
Signature Healthcare at Heritage Hall Rehab	1	2	4	9	0	16
ANDERSON County Total:	1	2	4	9	0	16
BOURBON						
Bourbon Heights	1	2	8	13	0	24
BOURBON County Total:	1	2	8	13	0	24
BOYLE						
Danville Center For Health	2	4	7	15	0	28
Landmark of Danville Rehabilitation and Nursing Center, LLC	1	3	7	7	0	18
BOYLE County Total:	3	7	14	22	0	46

Table 22 - Facility Resident Death Distribution- Nursing Facility Beds 2022

ADD / Facility	Under 65	65-74	75-84	Over 85	Unknown	Total
CLARK						
Clark Regional Medical Center Transitional Care Unit	0	1	6	0	0	7
Fountain Circle Care and Rehab Ctr	4	8	17	17	0	46
CLARK County Total:	4	9	23	17	0	53
ESTILL						
Irvine Nursing and Rehabilitation	0	5	7	13	0	25
ESTILL County Total:	0	5	7	13	0	25
FAYETTE						
Bluegrass Care and Rehabilitation Center	1	5	8	14	0	28
Cambridge Place	2	4	10	10	0	26
Cardinal Hill Rehab Unit	0	0	1	0	0	1
Homestead Post Acute	2	9	13	12	0	36
Lexington Country Place	0	1	15	32	0	48
Lexington Premier Nursing and Rehab, LLC	2	7	10	10	0	29
Mayfair Manor	0	6	8	10	0	24
Northpoint Lexington Healthcare Center	1	2	20	15	0	38
Pine Meadows Post Acute	1	3	5	10	0	19
Sayre Christian Village Nursing Home	0	3	12	35	0	50
Signature Healthcare At Tanbark Rehab	0	3	1	3	0	7
The Willows at Fritz Farm	0	1	4	20	0	25
The Willows at Hamburg	0	1	5	15	0	21
Willows at Citation	0	1	9	12	0	22
FAYETTE County Total:	9	46	121	198	0	374
FRANKLIN						
Bradford Square Center	5	7	11	13	0	36
Frankfort Rehab and Care	7	5	5	9	0	26
FRANKLIN County Total:	12	12	16	22	0	62

Table 22 - Facility Resident Death Distribution- Nursing Facility Beds 2022

ADD / Facility	Under 65	65-74	75-84	Over 85	Unknown	Total
GARRARD						
Landmark of Lancaster Rehabilitation and Nursing	4	2	12	15	0	33
GARRARD County Total:	4	2	12	15	0	33
HARRISON						
Cedar Ridge Health Campus	0	0	3	19	0	22
Edgemont Healthcare	4	3	4	7	0	18
Grand Haven Nursing Home	4	6	8	3	0	21
HARRISON County Total:	8	9	15	29	0	61
JESSAMINE						
Nicholasville Nursing and Rehabilitation	1	6	6	10	0	23
Thomson Hood Veterans Center	1	2	4	21	0	28
JESSAMINE County Total:	2	8	10	31	0	51
LINCOLN						
Stanford Care and Rehab	11	13	24	25	0	73
LINCOLN County Total:	11	13	24	25	0	73
MADISON						
Berea Health and Rehabilitation	1	4	6	9	0	20
Kenwood Health and Rehabilitation Center	2	4	9	19	0	34
Madison Health and Rehabilitation Center	7	5	10	7	0	29
Telford Terrace	0	1	2	11	0	14
The Terrace Nursing and Rehabilitation	0	2	7	21	0	30
MADISON County Total:	10	16	34	67	0	127
MERCER						
Harrodsburg Health and Rehab Ctr	1	6	13	19	0	39
The Willows at Harrodsburg	0	0	6	19	0	25
MERCER County Total:	1	6	19	38	0	64

Table 22 - Facility Resident Death Distribution- Nursing Facility Beds 2022

ADD / Facility	Under 65	65-74	75-84	Over 85	Unknown	Total
NICHOLAS						
Johnson Mathers Nursing Home	1	0	0	2	0	3
NICHOLAS County Total:	1	0	0	2	0	3
POWELL						
Stanton Nursing and Rehabilitation Center	4	4	9	9	0	26
POWELL County Total:	4	4	9	9	0	26
SCOTT						
Dover Nursing and Rehabilitation	1	3	11	16	0	31
Signature Healthcare of Georgetown	0	5	8	11	0	24
SCOTT County Total:	1	8	19	27	0	55
WOODFORD						
The Homeplace At Midway	0	0	6	6	0	12
WOODFORD County Total:	0	0	6	6	0	12
ADD: 15 Total	72	149	341	543	0	1,105
Statewide Total	455	1,064	2,190	3,191	43	6,943

Table 23 - Facility Resident Death Distribution- Personal Care Beds 2022

ADD / Facility	Under 65	65-74	75-84	Over 85	Unknown	Total
ADD:1						
CALLOWAY						
Gardens At Hickory Woods	0	0	0	0	0	0
CALLOWAY County Total:	0	0	0	0	0	0
CARLISLE						
Countryside Center	0	0	0	0	0	0
CARLISLE County Total:	0	0	0	0	0	0
GRAVES						
Fern Terrace of Mayfield	1	0	2	0	0	3
GRAVES County Total:	1	0	2	0	0	3
HICKMAN						
Clinton Hickman County Nursing Facility	0	0	0	0	0	0
Clinton Place	1	0	0	0	0	1
HICKMAN County Total:	1	0	0	0	0	1
MCCRACKEN						
Gaither Suites at West Park	0	0	0	0	0	0
MCCRACKEN County Total:	0	0	0	0	0	0
ADD: 1 Total	2	0	2	0	0	4
ADD:2						
CALDWELL						
Highland Homes, Inc.	0	0	0	0	0	0
CALDWELL County Total:	0	0	0	0	0	0
CHRISTIAN						
Christian County Manor	0	0	0	0	0	0
Christian Health Center, Hopkinsville	0	0	0	0	0	0
Pennyrile Home	0	0	0	0	0	0
CHRISTIAN County Total:	0	0	0	0	0	0

Table 23 - Facility Resident Death Distribution- Personal Care Beds 2022

ADD / Facility	Under 65	65-74	75-84	Over 85	Unknown	Total
CRITTENDEN						
Crittenden County Health and Rehabilitation Center	0	0	0	0	0	0
CRITTENDEN County Total:	0	0	0	0	0	0
HOPKINS						
The Homestead	0	0	0	0	0	0
The Oaks PCH/Madisonville	1	1	0	0	0	2
HOPKINS County Total:	1	1	0	0	0	2
LYON						
Rivers Bend Retirement Community	0	0	0	0	0	0
LYON County Total:	0	0	0	0	0	0
MUHLENBERG						
Greenville Nursing and Rehabilitation	0	0	0	0	0	0
Sparks Nursing Center	1	0	0	1	0	2
MUHLENBERG County Total:	1	0	0	1	0	2
TRIGG						
Better Senior Living	0	0	0	0	0	0
TRIGG County Total:	0	0	0	0	0	0
ADD: 2 Total	2	1	0	1	0	4
ADD:3						
DAVIESS						
Carmel Home	0	0	1	1	0	2
Chautauqua Health and Rehab	0	0	0	0	0	0
Davco Rest Home	0	0	0	0	0	0
Fern Terrace of Owensboro	0	0	0	0	0	0
DAVIESS County Total:	0	0	1	1	0	2

Table 23 - Facility Resident Death Distribution- Personal Care Beds 2022

ADD / Facility	Under 65	65-74	75-84	Over 85	Unknown	Total
HANCOCK						
The Oaks PCH/Lewisport	0	1	0	0	0	1
HANCOCK County Total:	0	1	0	0	0	1
HENDERSON						
Cedarhurst of Henderson	0	1	0	1	0	2
Henderson Manor	0	0	0	0	0	0
HENDERSON County Total:	0	1	0	1	0	2
MCLEAN						
Sunny Acres	1	0	0	0	0	1
MCLEAN County Total:	1	0	0	0	0	1
OHIO						
Beaver Dam Nursing and Rehab Center	0	0	0	0	0	0
OHIO County Total:	0	0	0	0	0	0
ADD: 3 Total	1	2	1	2	0	6
ADD:4						
ALLEN						
Cornerstone Manor	0	0	0	0	0	0
Scottsville Manor	0	0	0	0	0	0
ALLEN County Total:	0	0	0	0	0	0
BARREN						
NHC HealthCare, Glasgow	0	0	0	0	0	0
BARREN County Total:	0	0	0	0	0	0
EDMONSON						
Edmonson Center	0	0	0	0	0	0
EDMONSON County Total:	0	0	0	0	0	0

Table 23 - Facility Resident Death Distribution- Personal Care Beds 2022

ADD / Facility	Under 65	65-74	75-84	Over 85	Unknown	Total
HART						
Hart County Manor	0	0	1	0	0	1
HART County Total:	0	0	1	0	0	1
METCALFE						
Harpers Home for the Aged	0	0	0	0	0	0
Metcalfe Health Care Center	0	0	0	0	0	0
METCALFE County Total:	0	0	0	0	0	0
SIMPSON						
Lewis Memorial Methodist Home	0	0	1	1	0	2
SIMPSON County Total:	0	0	1	1	0	2
WARREN						
Christian Health Center, Bowling Green	0	0	0	1	0	1
Fern Terrace of Bowling Green	0	0	0	0	0	0
The Haven At Massey Springs	0	0	0	0	0	0
WARREN County Total:	0	0	0	1	0	1
ADD: 4 Total	0	0	2	2	0	4
ADD:5						
GRAYSON						
Grayson Nursing and Rehabilitation	0	0	1	0	0	1
GRAYSON County Total:	0	0	1	0	0	1
HARDIN						
Peridot Senior Living	0	0	0	0	10	10
Signature Healthcare at North Hardin Rehab	0	0	0	0	0	0
HARDIN County Total:	0	0	0	0	10	10
MARION						
Loretto Motherhouse Infirmary	0	0	0	0	0	0

Table 23 - Facility Resident Death Distribution- Personal Care Beds 2022

ADD / Facility	Under 65	65-74	75-84	Over 85	Unknown	Total
The Village of Lebanon II	0	0	0	0	0	0
MARION County Total:	0	0	0	0	0	0
NELSON						
Windsor Gardens CCRC	0	0	1	6	0	7
NELSON County Total:	0	0	1	6	0	7
WASHINGTON						
Sansbury Care Center	0	0	0	0	0	0
WASHINGTON County Total:	0	0	0	0	0	0
ADD: 5 Total	0	0	2	6	10	18
ADD:6						
BULLITT						
Colonial House of Shepherdsville	0	3	0	0	0	3
BULLITT County Total:	0	3	0	0	0	3
JEFFERSON						
Anthology of Louisville	0	0	5	10	0	15
Barton House of Louisville 1	0	1	2	1	0	4
Belmont Village	0	1	6	15	0	22
Brookdale Stonestreet	0	0	1	1	0	2
Christian Health Center of Louisville	0	0	0	0	0	0
Eastern Star Home in KY	1	0	1	0	0	2
Forest Hills Commons	0	0	0	4	0	4
Forest Springs Health Campus	0	0	0	2	0	2
Glen Ridge Health Campus	0	1	0	4	0	5
Hallmark House Louisville II	0	1	8	4	0	13
Heartsong Memory Care	0	1	1	2	0	4
Little Sisters of the Poor	0	0	0	0	0	0
Louisville Protestant Altenheim	0	0	0	0	0	0
Masonic Home of Louisville	0	1	5	3	0	9

Table 23 - Facility Resident Death Distribution- Personal Care Beds 2022

ADD / Facility	Under 65	65-74	75-84	Over 85	Unknown	Total
Morning Pointe Of Louisville At South Hurstbourne	0	0	2	8	0	10
Nazareth Home	0	0	0	3	0	3
Nazareth Home Clifton	0	0	0	0	0	0
Park Louisville	0	3	15	20	0	38
Parrs at Springhurst	0	0	3	11	0	14
Rose Anna Hughes Home	0	0	0	1	0	1
Storypoint Prospect	0	0	13	2	0	15
Sunrise of Louisville	0	0	8	23	0	31
Symphony at Valley Farms	0	0	0	0	0	0
The Enclave of East Louisville	0	0	1	12	0	13
The Episcopal Church Home	0	0	1	0	1	2
The Forum at Brookside	0	0	0	7	0	7
The Lantern At Morning Pointe (Louisville)	0	1	3	7	0	11
The Legacy at English Station	0	0	9	14	0	23
The Springs at Stony Brook	0	0	0	5	0	5
The Willows at Springhurst	0	0	2	7	0	9
Treyton Oaks Towers	0	0	1	2	0	3
Wesley Manor	0	0	3	3	0	6
Westport Place Health Campus	0	1	2	0	0	3
Wickshire Blankenbaker	0	1	3	14	0	18
JEFFERSON County Total:	1	12	95	185	1	294
SHELBY						
Colonial Hall Manor	0	0	1	0	0	1
Masonic Home of Shelbyville	0	0	0	0	0	0
Shelby Farms Senior Living	0	0	3	3	0	6
SHELBY County Total:	0	0	4	3	0	7
ADD: 6 Total	1	15	99	188	1	304

Table 23 - Facility Resident Death Distribution- Personal Care Beds 2022

ADD / Facility	Under 65	65-74	75-84	Over 85	Unknown	Total
ADD:7						
BOONE						
Colonial Gardens	0	0	3	13	0	16
Dominion Senior Living of Florence	0	2	3	1	0	6
BOONE County Total:	0	2	6	14	0	22
CAMPBELL						
Carmel Manor	0	0	0	0	0	0
The Seasons at Alexandria	0	0	0	0	0	0
CAMPBELL County Total:	0	0	0	0	0	0
CARROLL						
Carrollton Manor	0	0	0	0	0	0
Valley Haven Rest Home	0	1	0	0	0	1
CARROLL County Total:	0	1	0	0	0	1
GRANT						
Jonesville Rest Home	2	0	0	0	0	2
GRANT County Total:	2	0	0	0	0	2
KENTON						
Charter Senior Living of Edgewood	0	3	17	15	0	35
Covington Ladies Home	0	0	1	0	0	1
Emerald Trace	0	0	0	0	0	0
Ivy Knoll	0	2	0	3	0	5
Madonna Manor	0	0	0	0	0	0
Regency Manor	1	0	0	0	0	1
Regency Manor North	0	1	0	0	0	1
St Charles Care Center	0	0	0	3	0	3
KENTON County Total:	1	6	18	21	0	46
PENDLETON						
Falmouth Personal Care Home	0	0	0	0	0	0

Table 23 - Facility Resident Death Distribution- Personal Care Beds 2022

ADD / Facility	Under 65	65-74	75-84	Over 85	Unknown	Total
The Front Gate	0	0	0	0	0	0
PENDLETON County Total:	0	0	0	0	0	0
ADD: 7 Total	3	9	24	35	0	71
ADD:8						
LEWIS						
Vanceburg Rehabilitation and Care	0	0	0	0	0	0
LEWIS County Total:	0	0	0	0	0	0
ADD: 8 Total	0	0	0	0	0	0
ADD:9						
MENIFEE						
Edgewood Estates	0	0	0	0	0	0
MENIFEE County Total:	0	0	0	0	0	0
MONTGOMERY						
Regency Memory Care	0	0	0	0	0	0
MONTGOMERY County Total:	0	0	0	0	0	0
MORGAN						
West Liberty Nursing and Rehabilitation Center	0	0	0	0	0	0
MORGAN County Total:	0	0	0	0	0	0
ADD: 9 Total	0	0	0	0	0	0
ADD:10						
BOYD						
Genesis Health of Ashland	2	0	0	0	0	2
Hamiltons Personal Care Home	0	0	0	0	0	0
Kings Daughters And Sons Home	0	0	0	0	0	0
BOYD County Total:	2	0	0	0	0	2

Table 23 - Facility Resident Death Distribution- Personal Care Beds 2022

ADD / Facility	Under 65	65-74	75-84	Over 85	Unknown	Total
GREENUP						
Frasures Personal Care Home	0	0	2	0	0	2
Morning Pointe of Russell	0	1	4	11	0	16
The Lantern At Morning Pointe Alzheimers and Memory Care	0	0	0	4	0	4
Trinity Station Retirement Community	0	0	3	7	0	10
GREENUP County Total:	0	1	9	22	0	32
LAWRENCE						
The Jordan Center	0	0	0	0	0	0
LAWRENCE County Total:	0	0	0	0	0	0
ADD: 10 Total	2	1	9	22	0	34
ADD:11						
JOHNSON						
Venture Home of Paintsville	0	1	0	0	0	1
JOHNSON County Total:	0	1	0	0	0	1
MAGOFFIN						
Salyersville Nursing and Rehabilitation Center	0	0	0	0	0	0
MAGOFFIN County Total:	0	0	0	0	0	0
PIKE						
Good Shepherd Community Nursing Center	0	0	0	0	0	0
PIKE County Total:	0	0	0	0	0	0
ADD: 11 Total	0	1	0	0	0	1
ADD:12						
KNOTT						
Golden Years Rest Home	0	1	0	0	0	1
KNOTT County Total:	0	1	0	0	0	1

Table 23 - Facility Resident Death Distribution- Personal Care Beds 2022

ADD / Facility	Under 65	65-74	75-84	Over 85	Unknown	Total
OWSLEY						
Owsley County Health Care Center	0	0	0	0	0	0
OWSLEY County Total:	0	0	0	0	0	0
ADD: 12 Total	0	1	0	0	0	1
ADD:13						
BELL						
Generations Center of Middlesboro	1	0	0	0	0	1
BELL County Total:	1	0	0	0	0	1
HARLAN						
The Laurels	1	1	0	0	0	2
HARLAN County Total:	1	1	0	0	0	2
KNOX						
Christian Health Center - Corbin	0	0	0	0	0	0
KNOX County Total:	0	0	0	0	0	0
ADD: 13 Total	2	1	0	0	0	3
ADD:14						
MCCREARY						
Cumberland Manor Rest Home	0	2	1	0	0	3
MCCREARY County Total:	0	2	1	0	0	3
PULASKI						
Bluegrass Senior Living Somerset	0	0	4	6	0	10
Crestview Personal Care	0	0	0	0	0	0
PULASKI County Total:	0	0	4	6	0	10

Table 23 - Facility Resident Death Distribution- Personal Care Beds 2022

ADD / Facility	Under 65	65-74	75-84	Over 85	Unknown	Total
TAYLOR						
Bluegrass Way	0	0	0	0	0	0
TAYLOR County Total:	0	0	0	0	0	0
WAYNE						
Dishman Personal Care Home	0	1	1	0	0	2
Hicks Golden Years Nursing Home	0	0	0	0	0	0
WAYNE County Total:	0	1	1	0	0	2
ADD: 14 Total	0	3	6	6	0	15
ADD:15						
BOURBON						
Bourbon Heights	0	0	1	1	0	2
BOURBON County Total:	0	0	1	1	0	2
BOYLE						
McDowell Place of Danville	0	0	0	2	0	2
Morning Pointe of Danville	0	0	0	5	0	5
Walkers Trail Senior Living	0	0	3	3	0	6
BOYLE County Total:	0	0	3	10	0	13
ESTILL						
Irvine Nursing and Rehabilitation	0	0	0	0	0	0
ESTILL County Total:	0	0	0	0	0	0
FAYETTE						
Cedarhurst of Beaumont	0	0	1	21	0	22
Central Ky Recovery Center Unit 1	0	0	0	0	0	0
Central KY Recovery Center Unit 2	0	0	0	0	0	0
Legacy Reserve at Fritz Farm	0	0	2	1	0	3
Lexington Country Place	0	0	0	1	0	1
Mayfair Village Retirement Center	0	0	0	0	0	0

Table 23 - Facility Resident Death Distribution- Personal Care Beds 2022

ADD / Facility	Under 65	65-74	75-84	Over 85	Unknown	Total
Morning Pointe of Lexington	0	1	4	5	0	10
Morning Pointe of Lexington East	0	0	3	12	0	15
Richmond Place Senior Living	0	1	1	10	0	12
Signature Healthcare At Tanbark Rehab	0	0	3	0	0	3
The Breckinridge	0	2	2	3	0	7
The Lantern at Morning Pointe	0	0	0	0	11	11
The Legacy at the Willows	0	0	1	4	0	5
The Willows at Fritz Farm	0	0	0	0	0	0
The Willows at Hamburg	0	0	0	0	0	0
Willows at Citation	0	0	0	3	0	3
FAYETTE County Total:	0	4	17	60	11	92
FRANKLIN						
Dominion Senior Living of Frankfort	0	0	4	13	0	17
Morning Pointe of Frankfort	0	2	4	17	0	23
The Lantern at Morning Pointe of Frankfort	0	4	5	11	0	20
FRANKLIN County Total:	0	6	13	41	0	60
HARRISON						
Cedar Ridge Health Campus	0	0	0	2	0	2
Parkside Manor	0	1	0	0	0	1
Shady Lawn	1	1	0	0	0	2
HARRISON County Total:	1	2	0	2	0	5
JESSAMINE						
Bridgepointe At Ashgrove Woods	0	0	0	8	0	8
Cedarhurst of Nicholasville	0	0	0	0	0	0
Rose Terrace Lodge	0	0	0	0	0	0
Wesley Village	0	0	0	1	0	1
JESSAMINE County Total:	0	0	0	9	0	9

Table 23 - Facility Resident Death Distribution- Personal Care Beds 2022

ADD / Facility	Under 65	65-74	75-84	Over 85	Unknown	Total
LINCOLN						
Waynesburg Manor	0	0	1	0	0	1
LINCOLN County Total:	0	0	1	0	0	1
MADISON						
Dominion Senior Living of Richmond	0	0	2	7	0	9
Morning Pointe of Richmond	0	0	0	5	0	5
Telford Terrace	0	0	0	2	0	2
MADISON County Total:	0	0	2	14	0	16
MERCER						
The Willows at Harrodsburg	0	0	0	2	0	2
MERCER County Total:	0	0	0	2	0	2
POWELL						
Stanton Nursing and Rehabilitation Center	0	0	0	0	0	0
POWELL County Total:	0	0	0	0	0	0
SCOTT						
The Meadows At Windsor Gardens	0	0	0	0	0	0
SCOTT County Total:	0	0	0	0	0	0
WOODFORD						
Daisy Hill Senior Living	0	0	1	2	0	3
Taylor Manor Nursing Home	0	0	0	0	0	0
The Homeplace At Midway	0	0	0	1	0	1
WOODFORD County Total:	0	0	1	3	0	4
ADD: 15 Total	1	12	38	142	11	204
Statewide Total	14	46	183	404	22	669

Table 24 - Facility Resident Death Distribution- Nursing Home (CCRC) Beds 2022

ADD / Facility	Under 65	65-74	75-84	Over 85	Unknown	Total
ADD:2						
CHRISTIAN						
Christian Health Center, Hopkinsville	0	0	0	0	0	0
CHRISTIAN County Total:	0	0	0	0	0	0
LYON						
Rivers Bend Retirement Community	0	0	0	0	0	0
LYON County Total:	0	0	0	0	0	0
ADD: 2 Total	0	0	0	0	0	0
ADD:3						
UNION						
Breckinridge Place	0	0	1	4	0	5
UNION County Total:	0	0	1	4	0	5
ADD: 3 Total	0	0	1	4	0	5
ADD:4						
WARREN						
Christian Health Center, Bowling Green	0	0	1	14	0	15
WARREN County Total:	0	0	1	14	0	15
ADD: 4 Total	0	0	1	14	0	15
ADD:5						
MARION						
The Village of Lebanon II	0	0	3	0	0	3
MARION County Total:	0	0	3	0	0	3
ADD: 5 Total	0	0	3	0	0	3
ADD:6						
JEFFERSON						
Christian Health Center of Louisville	0	0	0	0	0	0
Louisville Protestant Altenheim	0	0	0	1	0	1
Nazareth Home	0	0	0	0	0	0

Table 24 - Facility Resident Death Distribution- Nursing Home (CCRC) Beds 2022

ADD / Facility	Under 65	65-74	75-84	Over 85	Unknown	Total
The Forum at Brookside	0	0	0	0	0	0
The Springs at Stony Brook	0	0	0	0	0	0
JEFFERSON County Total:	0	0	0	1	0	1
ADD: 6 Total	0	0	0	1	0	1
ADD:7						
KENTON						
Madonna Manor	0	0	2	1	0	3
KENTON County Total:	0	0	2	1	0	3
ADD: 7 Total	0	0	2	1	0	3
ADD:10						
GREENUP						
Trinity Station Retirement Community	0	0	2	7	0	9
GREENUP County Total:	0	0	2	7	0	9
ADD: 10 Total	0	0	2	7	0	9
ADD:13						
KNOX						
Christian Health Center - Corbin	0	0	0	0	0	0
KNOX County Total:	0	0	0	0	0	0
LAUREL						
Laurel Heights Home for the Elderly	0	0	0	7	0	7
LAUREL County Total:	0	0	0	7	0	7
ADD: 13 Total	0	0	0	7	0	7
ADD:14						
PULASKI						
The Neighborhood Nursing Facility	0	1	3	10	0	14
PULASKI County Total:	0	1	3	10	0	14
ADD: 14 Total	0	1	3	10	0	14

Table 24 - Facility Resident Death Distribution- Nursing Home (CCRC) Beds 2022

ADD / Facility	Under 65	65-74	75-84	Over 85	Unknown	Total
ADD:15						
FAYETTE						
Sayre Christian Village Nursing Home	0	0	1	6	0	7
The Willows at Hamburg	0	0	0	7	0	7
FAYETTE County Total:	0	0	1	13	0	14
HARRISON						
Cedar Ridge Health Campus	0	0	0	0	0	0
HARRISON County Total:	0	0	0	0	0	0
JESSAMINE						
Bridgepointe At Ashgrove Woods	0	0	0	0	0	0
Wesley Village	0	0	5	6	0	11
JESSAMINE County Total:	0	0	5	6	0	11
MADISON						
Telford Terrace	0	0	0	4	0	4
MADISON County Total:	0	0	0	4	0	4
MERCER						
The Willows at Harrodsburg	0	0	0	0	0	0
MERCER County Total:	0	0	0	0	0	0
WOODFORD						
The Homeplace At Midway	0	0	0	1	0	1
WOODFORD County Total:	0	0	0	1	0	1
ADD: 15 Total	0	0	6	24	0	30
Statewide Total	0	1	18	68	0	87

Table 25 - Facility Resident Death Distribution- Nursing Home (Non-CCRC) Beds 2022

ADD / Facility	Under 65	65-74	75-84	Over 85	Unknown	Total
ADD:3						
DAVISS						
Hermitage Care and Rehabilitation Center	0	0	2	11	0	13
DAVISS County Total:	0	0	2	11	0	13
WEBSTER						
Shemwell Nursing Home	0	0	0	0	0	0
WEBSTER County Total:	0	0	0	0	0	0
ADD: 3 Total	0	0	2	11	0	13
ADD:4						
WARREN						
Christian Health Center, Bowling Green	0	0	0	0	0	0
WARREN County Total:	0	0	0	0	0	0
ADD: 4 Total	0	0	0	0	0	0
ADD:7						
KENTON						
Madonna Manor	0	0	0	0	0	0
KENTON County Total:	0	0	0	0	0	0
ADD: 7 Total	0	0	0	0	0	0
ADD:15						
BOURBON						
Bourbon Heights	0	2	3	8	0	13
BOURBON County Total:	0	2	3	8	0	13
FAYETTE						
The Willows at Hamburg	0	0	0	0	0	0
FAYETTE County Total:	0	0	0	0	0	0

Table 25 - Facility Resident Death Distribution- Nursing Home (Non-CCRC) Beds 2022

ADD / Facility	Under 65	65-74	75-84	Over 85	Unknown	Total
MERCER						
The Willows at Harrodsburg	0	0	0	0	0	0
MERCER County Total:	0	0	0	0	0	0
WOODFORD						
Taylor Manor Nursing Home	0	1	0	17	0	18
The Homeplace At Midway	0	0	0	0	0	0
WOODFORD County Total:	0	1	0	17	0	18
ADD: 15 Total	0	3	3	25	0	31
Statewide Total	0	3	5	36	0	44

Table 26 - Facility Resident Death Distribution- Intermediate Care Beds 2022

ADD / Facility	Under 65	65-74	75-84	Over 85	Unknown	Total
ADD:3						
WEBSTER						
Shemwell Nursing Home	0	0	0	1	0	1
WEBSTER County Total:	0	0	0	1	0	1
ADD: 3 Total	0	0	0	1	0	1
ADD:4						
WARREN						
Christian Health Center, Bowling Green	0	0	0	1	0	1
WARREN County Total:	0	0	0	1	0	1
ADD: 4 Total	0	0	0	1	0	1
ADD:6						
JEFFERSON						
Eastern Star Home in KY	0	1	6	6	0	13
Louisville Protestant Altenheim	0	0	3	4	0	7
The Forum at Brookside	0	0	0	0	0	0
JEFFERSON County Total:	0	1	9	10	0	20
ADD: 6 Total	0	1	9	10	0	20
ADD:15						
HARRISON						
Cedar Ridge Health Campus	0	0	0	3	0	3
HARRISON County Total:	0	0	0	3	0	3
JESSAMINE						
Wesley Village	0	0	0	0	0	0
JESSAMINE County Total:	0	0	0	0	0	0
MADISON						
Telford Terrace	0	0	0	1	0	1
MADISON County Total:	0	0	0	1	0	1

Table 26 - Facility Resident Death Distribution- Intermediate Care Beds 2022

ADD / Facility	Under 65	65-74	75-84	Over 85	Unknown	Total
WOODFORD						
Taylor Manor Nursing Home	0	0	0	1	0	1
WOODFORD County Total:	0	0	0	1	0	1
ADD: 15 Total	0	0	0	5	0	5
Statewide Total	0	1	9	17	0	27

Table 27 - Facility Resident Death Distribution- Alzheimer Facility Beds 2022

ADD / Facility	Under 65	65-74	75-84	Over 85	Unknown	Total
ADD:3						
DAVIESS						
Wellington Parc of Owensboro	0	1	8	9	0	18
DAVIESS County Total:	0	1	8	9	0	18
ADD: 3 Total	0	1	8	9	0	18
ADD:4						
WARREN						
Magnolia Village	1	3	8	14	0	26
WARREN County Total:	1	3	8	14	0	26
ADD: 4 Total	1	3	8	14	0	26
Statewide Total	1	4	16	23	0	44

Table 28 - Facility Resident Death Distribution- ICF/IID Beds 2022

ADD / Facility	Under 65	65-74	75-84	Over 85	Unknown	Total
ADD:2						
CHRISTIAN						
Outwood ICF/IID	1	0	1	0	0	2
CHRISTIAN County Total:	1	0	1	0	0	2
ADD: 2 Total	1	0	1	0	0	2
ADD:3						
DAVISS						
Wendell Fosters Campus for Developmental Disabilit	0	0	0	0	0	0
DAVISS County Total:	0	0	0	0	0	0
ADD: 3 Total	0	0	0	0	0	0
ADD:6						
BULLITT						
Meadows ICF/IID	0	0	0	0	0	0
BULLITT County Total:	0	0	0	0	0	0
HENRY						
Cedar Lake Lodge Park Place I	0	0	1	0	0	1
Cedar Lake Lodge Park Place II	0	0	0	0	0	0
HENRY County Total:	0	0	1	0	0	1
JEFFERSON						
Bingham Gardens	0	0	0	0	0	0
Del Maria ICF/IID	0	0	0	0	0	0
Hazelwood Center	2	2	0	0	0	4
JEFFERSON County Total:	2	2	0	0	0	4
OLDHAM						
Cedar Lake Lodge	2	2	1	0	0	5
Cedar Lake Lodge Sycamore Run I	0	0	0	0	0	0
Cedar Lake Lodge Sycamore Run II	0	0	0	0	0	0

Table 28 - Facility Resident Death Distribution- ICF/IID Beds 2022

ADD / Facility	Under 65	65-74	75-84	Over 85	Unknown	Total
Windsong ICF/IID	0	0	0	0	0	0
OLDHAM County Total:	2	2	1	0	0	5
ADD: 6 Total	4	4	2	0	0	10
ADD:14						
PULASKI						
Oakwood ICF/IID Unit 1	1	1	2	0	0	4
Oakwood ICF/IID Unit 2	0	0	0	0	0	0
Oakwood ICF/IID Unit 3	0	0	0	0	0	0
Oakwood ICF/IID Unit 4	2	0	0	0	0	2
PULASKI County Total:	3	1	2	0	0	6
ADD: 14 Total	3	1	2	0	0	6
Statewide Total	8	5	5	0	0	18

**KENTUCKY ANNUAL
LONG-TERM CARE SERVICES
REPORT**



**KENTUCKY CABINET FOR
HEALTH AND FAMILY SERVICES**

SECTION V: NURSING FACILITY BY ADD

2022 ANNUAL KENTUCKY LONG TERM CARE UTILIZATION AND SERVICE REPORT

Table 29 - Nursing Facility By ADD

ADD / Facility	Licensed Beds	Beds In Operation	Beginning Census	Admissions	Discharges	Deaths	Ending Census	Total Patient Days	Occupancy Percentage
ADD:1									
Baptist Health Paducah	24	0	0	0	0	0	0	0	0
Calvert City Convalescent Center	95	95	76	79	42	37	76	27,691	79.86%
Clinton Hickman County Nursing Facility	46	46	38	92	78	13	39	13,999	83.38%
Clinton Place	91	91	75	164	130	36	73	26,645	82.95%
Countryside Center	53	53	49	90	67	21	51	18,453	95.39%
Fulton Nursing and Rehab	60	60	50	133	111	27	45	18,912	86.36%
Green Acres Health Care	73	73	67	165	152	22	58	21,622	90.31%
Lake Way Nursing and Rehabilitation Center	96	96	64	122	93	33	60	23,764	67.82%
Life Care Center of LaCenter	70	70	50	117	85	29	53	19,849	77.69%
Mayfield Health and Rehabilitation	100	0	0	0	0	0	0	0	NaN
Mills Nursing and Rehabilitation	104	104	100	382	342	45	95	36,206	95.38%
Oakview Nursing and Rehabilitation Center	100	100	79	120	95	32	72	26,974	73.90%
Parkview Nursing and Rehabilitation Center (Paducah)	228	228	164	553	490	66	161	67,828	81.50%
Providence Pointe Healthcare	108	108	89	397	403	3	80	30,964	78.55%
River Haven Nursing and Rehab	103	97	60	107	88	13	66	22,131	99.24%
Spring Creek Health Care	226	226	116	424	386	32	122	33,923	41.12%
Stonecreek Health and Rehab	90	90	85	279	238	45	81	30,679	93.39%
ADD: 1 Total	1,667	1,537	1,162	3,224	2,800	454	1,132	419,640	77.13%
ADD:2									
Baptist Health Deaconess Madisonville (LTC)	20	0	0	0	0	0	0	0	0
Bradford Heights Health and Rehab Center	100	100	82	223	170	47	88	32,371	88.69%
Brighton Cornerstone Health Care	66	66	36	46	32	11	39	13,761	57.12%
Christian Health Center, Hopkinsville	112	112	98	230	192	49	87	32,120	100.00%

2022 ANNUAL KENTUCKY LONG TERM CARE UTILIZATION AND SERVICE REPORT

Table 29 - Nursing Facility By ADD

ADD / Facility	Licensed Beds	Beds In Opration	Beginning Census	Admissions	Discharges	Deaths	Ending Census	Total Patient Days	Occupancy Percentage
Christian Heights Nursing and Rehabilitation Center	60	60	48	81	71	9	49	19,325	88.24%
Covington Convalescent Center	72	72	41	76	50	25	42	15,568	59.24%
Crittenden County Health and Rehabilitation Center	101	101	55	92	64	24	59	21,239	92.36%
Dawson Springs Health And Rehab Ctr	59	59	51	35	17	15	54	19,231	89.30%
Greenville Nursing and Rehabilitation	60	60	58	66	46	21	57	20,695	94.50%
Hearthstone Place	110	60	52	6	6	10	42	17,599	80.36%
Hillside Center	71	71	55	175	151	15	64	20,866	80.52%
Joseph Eddie Ballard Western Kentucky Veterans Ctr	156	156	59	21	1	27	52	19,394	34.06%
Landmark of Kuttawa	65	65	49	46	31	18	46	17,861	75.28%
Madisonville Health and Rehabilitation	94	94	79	128	105	19	83	31,252	91.09%
Maple Health and Rehabilitation	97	97	86	103	73	27	89	31,685	89.49%
Owensboro Health Muhlenberg Community Hospital Long Term Care	45	45	43	127	113	21	36	13,870	84.44%
Princeton Health and Rehab Center	104	104	91	167	122	37	99	34,793	98.70%
Ridgewood Terrace Nursing Home	110	110	94	202	168	37	91	32,447	80.81%
Rivers Bend Retirement Community	40	39	32	67	61	8	30	11,717	82.31%
Salem Springlake Health and Rehabilitation Center	75	75	49	67	44	20	52	18,980	69.33%
Shady Lawn Nursing and Rehabilitation Center	50	50	38	95	77	13	43	14,472	79.30%
Tradewater Pointe	60	60	44	63	59	6	42	15,723	71.79%
Western State Nursing Facility	144	144	68	18	6	12	68	23,358	44.44%
ADD: 2 Total	1,871	1,800	1,308	2,134	1,659	471	1,312	478,327	75.73%
ADD:3									
Beaver Dam Nursing and Rehab Center	58	58	58	59	60	8	49	19,659	92.86%
Breckinridge Place	16	16	15	14	8	5	16	5,618	96.20%

2022 ANNUAL KENTUCKY LONG TERM CARE UTILIZATION AND SERVICE REPORT

Table 29 - Nursing Facility By ADD

ADD / Facility	Licensed Beds	Beds In Opration	Beginning Census	Admissions	Discharges	Deaths	Ending Census	Total Patient Days	Occupancy Percentage
Carmel Home	36	36	36	66	47	19	36	12,813	97.51%
Chautauqua Health and Rehab	145	141	108	97	58	34	113	38,975	73.64%
Fordsville Nursing and Rehabilitation Center	67	67	61	109	100	12	58	22,671	92.70%
Heartland Villa Center	45	45	39	86	70	16	39	15,302	93.16%
Henderson Nursing and Rehabilitation Center	90	90	77	152	131	18	80	28,965	88.17%
Hermitage Care and Rehabilitation Center	76	76	69	113	86	31	65	23,816	93.21%
Morganfield Nursing and Rehabilitation Center	60	60	54	166	150	19	51	19,081	87.13%
Redbanks	222	222	135	243	205	49	124	49,330	60.88%
Redbanks Colonial Terrace	87	87	43	44	29	14	44	15,637	49.24%
Riverside Care and Rehab Ctr	79	79	70	120	98	24	68	24,793	85.98%
Signature Healthcare at Hillcrest	156	130	110	194	170	19	115	42,426	100.00%
Signature Healthcare of Hartford Rehab and Wellnes	110	110	84	125	104	29	76	29,749	74.09%
The Transitional Care Center of Owensboro	30	30	13	398	388	9	14	5,356	48.91%
Twin Rivers Nursing and Rehab Center	132	132	80	84	53	19	92	33,062	68.62%
Wellington Parc of Owensboro	20	20	20	8	7	5	16	6,947	95.16%
ADD: 3 Total	1,429	1,399	1,072	2,078	1,764	330	1,056	394,200	78.08%
ADD:4									
Auburn Health Care	66	66	38	50	36	14	38	14,326	59.47%
Barren County Nursing and Rehab	94	94	82	142	109	42	81	28,835	84.04%
Bowling Green Nursing and Rehabilitation	66	66	57	75	63	18	51	20,564	85.36%
Cal Turner Rehab and Specialty Care	110	110	99	94	65	32	96	35,002	87.18%
Christian Health Center, Bowling Green	22	22	20	214	204	9	21	7,665	95.45%
Colonial Center	48	48	36	92	75	15	38	16,080	99.99%

2022 ANNUAL KENTUCKY LONG TERM CARE UTILIZATION AND SERVICE REPORT

Table 29 - Nursing Facility By ADD

ADD / Facility	Licensed Beds	Beds In Opration	Beginning Census	Admissions	Discharges	Deaths	Ending Census	Total Patient Days	Occupancy Percentage
Creekwood Place Nursing and Rehab Center	104	104	92	278	260	28	82	31,989	84.27%
Edmonson Center	74	74	66	106	84	26	62	24,673	91.35%
Franklin-Simpson Nursing and Rehabilitation	98	98	78	71	53	21	75	28,879	80.74%
Glasgow State Nursing Facility	100	100	48	11	6	6	47	16,816	46.07%
Glenview Health Care Facility	60	60	50	111	81	26	54	18,773	85.72%
Greenwood Nursing and Rehabilitation	128	128	118	368	324	44	118	41,436	88.69%
Hopkins Center	50	50	43	119	81	38	43	16,575	90.82%
Metcalfe Health Care Center	71	71	61	67	70	21	37	22,521	86.90%
Morgantown Care and Rehabilitation Center	122	122	101	129	83	36	111	38,877	91.63%
NHC HealthCare, Glasgow	194	194	148	174	124	48	150	54,442	76.88%
Signature Healthcare Bowling Green	176	176	133	289	248	45	129	44,338	69.02%
Signature Healthcare of Glasgow	68	68	66	116	115	8	59	22,539	90.81%
Signature Healthcare of Hart County	104	104	87	101	75	26	87	32,847	86.53%
Signature HealthCare of Monroe County Rehab	104	104	79	149	119	19	90	29,463	77.62%
T J Samson Community Hospital Skilled Nursing Unit	16	16	11	169	169	2	9	2,688	46.03%
ADD: 4 Total	1,875	1,875	1,513	2,925	2,444	524	1,478	549,328	80.68%
ADD:5									
Baptist Health Hardin (NF)	15	15	6	231	228	1	8	3,400	62.10%
Brandenburg Nursing and Rehabilitation	57	55	51	79	59	18	53	18,564	92.47%
Breckinridge Memorial Nursing Facility	18	18	18	17	3	14	18	6,443	98.07%
Cedars Of Lebanon Nursing Center	81	81	30	8	16	11	11	6,801	23.00%
Elizabethtown Nursing and Rehab	65	65	52	120	93	25	54	20,546	86.60%
Flaget Memorial Hospital NF	12	12	0	50	42	0	7	400	30.03%
Grayson Nursing and Rehabilitation	72	72	70	107	77	37	63	24,757	94.20%

2022 ANNUAL KENTUCKY LONG TERM CARE UTILIZATION AND SERVICE REPORT

Table 29 - Nursing Facility By ADD

ADD / Facility	Licensed Beds	Beds In Operation	Beginning Census	Admissions	Discharges	Deaths	Ending Census	Total Patient Days	Occupancy Percentage
Hardinsburg Nursing and Rehabilitation	63	63	57	54	42	11	58	21,639	94.10%
Helmwood Healthcare Center	60	60	50	110	79	32	49	18,517	84.55%
Kensington Center	82	82	66	286	239	36	77	28,138	94.01%
Landmark of Bardstown Rehab and Nursing	100	100	74	222	196	23	77	28,321	77.59%
Loretto Motherhouse Infirmary	55	55	42	29	16	16	39	15,304	76.23%
Radcliff Veterans Center	120	120	33	22	1	9	45	13,391	30.57%
Sansbury Care Center	48	48	45	19	10	15	39	15,027	85.77%
Signature Healthcare At Colonial Rehab	65	65	53	117	102	22	46	19,165	80.78%
Signature Healthcare at North Hardin Rehab	148	148	107	181	161	20	107	38,480	71.23%
Signature Healthcare of Elizabethtown	112	104	81	293	251	40	83	31,491	77.03%
Signature HealthCARE Sunrise Manor	137	137	111	167	139	35	104	35,918	71.83%
Spring View Health and Rehab Center	71	71	68	48	37	9	70	25,002	96.48%
Springfield Nursing and Rehabilitation Center	70	70	57	104	76	27	58	20,084	78.61%
Village of Lebanon II (NF)	16	16	13	10	3	4	16	5,571	95.39%
ADD: 5 Total	1,467	1,457	1,084	2,274	1,870	405	1,082	396,959	74.66%
ADD:6									
Baptist Health La Grange	30	0	0	0	0	0	0	0	NaN
Bedford Springs Health and Rehabilitation	60	58	43	104	81	20	46	16,067	73.37%
Bedrock HC at Green Meadows	122	122	83	460	401	56	86	33,738	75.76%
Cherokee Park Rehabilitation	104	104	75	204	177	27	75	27,375	72.12%
Christian Health Center of Louisville	118	118	98	185	164	20	99	37,248	86.48%
Clifton Oaks Care Center	110	110	92	202	183	7	104	35,176	87.61%
Crestview Center	58	58	51	88	69	13	57	10,176	95.34%
Essex Nursing and Rehabilitation Center	128	128	109	160	122	31	116	39,276	84.07%
Forest Springs Health Campus	78	58	52	355	317	43	47	18,913	89.34%

2022 ANNUAL KENTUCKY LONG TERM CARE UTILIZATION AND SERVICE REPORT

Table 29 - Nursing Facility By ADD

ADD / Facility	Licensed Beds	Beds In Opration	Beginning Census	Admissions	Discharges	Deaths	Ending Census	Total Patient Days	Occupancy Percentage
Franciscan Health Care Center	85	85	65	651	631	20	65	26,694	86.04%
Friendship Health and Rehab	83	0	0	0	0	0	0	0	NaN
Glen Ridge Health Campus	110	110	46	368	342	16	56	16,985	70.51%
Highlands Nursing and Rehabilitation Center	154	154	144	168	134	37	141	51,301	91.27%
Hillcreek Rehabilitation and Care	172	172	142	330	301	19	152	52,323	83.34%
Home of the Innocents	76	76	73	32	30	0	75	27,414	98.82%
Jeffersontown Rehabilitation	98	98	84	212	188	19	89	33,376	93.31%
Kindred Hospital - Louisville	47	44	39	54	36	15	42	14,263	83.14%
Klondike Center	62	62	59	57	54	4	58	21,581	95.36%
Landmark of Iroquois Park and Nursing Center	120	120	88	137	124	16	85	26,557	61.66%
Landmark of Louisville Rehab and Nursing	252	252	170	371	332	37	172	65,833	71.57%
Landmark of River City Rehabilitation and Nursing	92	92	74	177	149	14	88	32,120	95.65%
Little Sisters of the Poor	35	35	34	12	4	13	29	11,836	92.65%
Louisville East Post Acute	178	178	166	364	324	38	168	61,654	94.90%
Lyndon Woods Care and Rehabilitation	144	124	118	97	37	13	165	42,410	100.00%
Masonic Home of Louisville	136	136	142	998	912	99	129	50,125	96.81%
Masonic Home of Shelbyville	117	91	77	240	233	24	61	25,836	77.78%
Nazareth Home	118	118	118	485	413	81	109	39,785	92.37%
Nazareth Home Clifton	101	101	89	480	432	38	99	36,135	98.02%
New Castle Nursing and Rehab	60	60	51	116	95	19	53	19,486	88.98%
Park Terrace Health Campus	88	80	61	440	372	49	80	20,805	100.00%
Regency Center	110	110	90	213	190	16	97	35,972	89.59%
Regis Woods	186	0	0	0	0	0	0	0	NaN
Richwood Nursing and Rehab	120	120	111	101	69	36	107	40,352	92.13%

2022 ANNUAL KENTUCKY LONG TERM CARE UTILIZATION AND SERVICE REPORT

Table 29 - Nursing Facility By ADD

ADD / Facility	Licensed Beds	Beds In Opration	Beginning Census	Admissions	Discharges	Deaths	Ending Census	Total Patient Days	Occupancy Percentage
Rivers Edge Nursing and Rehabilitation Center	100	100	84	53	43	16	78	27,203	74.53%
Seneca Place	122	122	90	275	253	21	91	35,892	83.12%
Signature Healthcare at Glenview	120	0	0	0	0	0	0	0	NaN
Signature Healthcare At Jefferson Manor Rehab	100	100	75	440	424	18	73	25,393	73.23%
Signature Healthcare at Jefferson Place Rehab	95	95	60	655	611	30	74	24,531	70.75%
Signature Healthcare at Meadowview Rehab	95	0	0	0	0	0	0	0	NaN
Signature Healthcare At Rockford Rehab	110	110	93	135	128	18	82	29,930	74.55%
Signature Healthcare at U of L Mary & Elizabeth Hosp	26	26	18	489	484	2	21	7,558	79.64%
Signature Healthcare of East Louisville	128	128	92	171	150	25	88	28,207	60.37%
Signature Healthcare of South Louisville	100	100	73	457	424	44	62	29,792	81.62%
Signature Healthcare of Spencer County	120	120	80	180	158	23	79	28,639	65.39%
St Matthews Care Center	125	125	108	236	169	65	110	38,426	84.22%
Summerfield Rehab and Wellness	165	165	80	256	242	17	77	28,503	47.33%
Sycamore Heights Health and Rehab	96	96	77	114	102	17	72	30,168	86.10%
The Episcopal Church Home	61	26	22	29	16	14	21	7,665	80.77%
The Springs at Stony Brook	76	76	49	287	241	35	60	19,345	100.00%
The Willows at Springhurst	52	52	46	218	196	25	43	17,897	54.48%
Treyton Oaks Towers	60	60	40	190	156	27	47	17,605	80.39%
Valhalla Post Acute	162	162	121	532	464	47	142	48,991	90.23%
Wesley Manor	68	63	56	106	61	43	58	20,137	81.13%
Westminster Terrace	112	58	70	42	47	19	46	19,135	46.81%
Westport Place Health Campus	62	62	44	322	294	15	57	17,404	76.91%
ADD: 6 Total	5,707	5,020	4,022	13,048	11,579	1,361	4,131	1,473,233	81.09%

2022 ANNUAL KENTUCKY LONG TERM CARE UTILIZATION AND SERVICE REPORT

Table 29 - Nursing Facility By ADD

ADD / Facility	Licensed Beds	Beds In Opration	Beginning Census	Admissions	Discharges	Deaths	Ending Census	Total Patient Days	Occupancy Percentage
ADD:7									
Boonespring Transitional Care Center	143	143	124	500	424	69	131	47,567	91.13%
Bridgepoint Care and Rehabilitation Center	151	151	123	265	237	22	129	48,133	87.33%
Carmel Manor	95	95	42	129	58	33	80	22,254	64.18%
Coldspring Transitional Care Center	143	143	126	393	352	30	137	46,322	88.75%
Emerald Trace	68	68	53	548	517	20	64	20,774	83.70%
Florence Park Care Center	150	150	105	213	181	38	99	37,550	68.58%
Gallatin Nursing and Rehab	120	120	114	94	61	33	114	41,923	95.71%
Grant Center	95	95	89	83	67	23	82	30,862	89.00%
Highlandspring of Ft Thomas	140	140	119	459	385	62	131	44,107	86.32%
Madonna Manor	59	59	51	156	125	31	51	17,349	80.56%
Owenton Healthcare and Rehabilitation	100	100	80	99	67	35	77	30,542	83.68%
River Valley Nursing Home	60	60	45	100	67	29	49	18,125	82.76%
Rosedale Green	176	176	143	87	24	59	147	54,475	84.80%
Signature Healthcare of Carrollton Rehab	78	78	62	136	132	16	50	20,922	73.49%
St Elizabeth Florence SNF	20	20	16	400	407	3	6	5,368	73.53%
St Elizabeth FT Thomas SNF	22	22	16	401	399	2	16	5,360	66.75%
The Pavilion at Kenton	82	82	67	155	133	17	72	26,180	87.47%
The Seasons at Alexandria	117	117	109	328	308	30	99	40,818	100.00%
Village Care Center	100	100	93	158	133	32	86	32,840	89.97%
Villaspring of Erlanger	140	140	119	171	106	59	125	45,956	89.93%
Woodcrest Nursing and Rehabilitation Center	127	127	80	118	77	23	98	34,065	73.49%
ADD: 7 Total	2,186	2,186	1,776	4,993	4,260	666	1,843	671,492	84.36%
ADD:8									
Bracken County Post-Acute and Rehabilitation Center	32	32	26	66	55	10	27	9,908	84.83%

2022 ANNUAL KENTUCKY LONG TERM CARE UTILIZATION AND SERVICE REPORT

Table 29 - Nursing Facility By ADD

ADD / Facility	Licensed Beds	Beds In Opration	Beginning Census	Admissions	Discharges	Deaths	Ending Census	Total Patient Days	Occupancy Percentage
Maysville Nursing and Rehabilitation Facility	130	130	107	277	263	56	121	45,889	96.71%
Pioneer Trace Nursing Home	92	92	58	105	49	41	73	25,745	76.67%
Robertson County Health Care Facility	60	60	57	70	55	14	58	20,768	94.83%
Vanceburg Rehabilitation and Care	90	90	87	85	71	15	86	30,501	92.85%
ADD: 8 Total	404	404	335	603	493	136	365	132,811	90.07%
ADD:9									
Edgewood Estates	60	60	38	22	12	4	44	15,383	70.24%
Life Care Center of Morehead	97	96	80	165	138	17	90	31,418	88.74%
Ridgeway Nursing and Rehabilitation	99	99	87	160	137	16	94	33,158	91.76%
St Claire Medical Center TCU	10	0	0	0	0	0	0	0	NaN
West Liberty Nursing and Rehabilitation Center	48	48	48	89	82	7	48	17,155	97.92%
Windsor Care Center	144	144	111	294	262	39	104	42,636	81.12%
ADD: 9 Total	458	447	364	730	631	83	380	139,750	85.46%
ADD:10									
Boyd Nursing and Rehabilitation Center	60	60	52	158	128	26	56	364	16.62%
Carter Nursing and Rehabilitation Center	120	120	113	158	105	51	115	41,796	95.42%
Elliott Nursing and Rehabilitation Center	75	75	68	183	163	18	70	25,407	92.81%
King's Daughters Rehab and Skilled Nursing Facility	20	0	0	0	0	0	0	0	NaN
Kingsbrook Lifecare Center	137	137	108	609	548	43	126	43,500	86.99%
Oakmont Manor	85	85	77	331	294	33	81	28,449	91.70%
South Shore Nursing and Rehabilitation Center	60	60	53	71	67	8	49	18,863	86.13%
The Jordan Center	104	104	52	46	28	14	56	19,292	50.82%
Woodland Oaks	110	110	106	257	222	32	109	38,497	95.88%

2022 ANNUAL KENTUCKY LONG TERM CARE UTILIZATION AND SERVICE REPORT

Table 29 - Nursing Facility By ADD

ADD / Facility	Licensed Beds	Beds In Opration	Beginning Census	Admissions	Discharges	Deaths	Ending Census	Total Patient Days	Occupancy Percentage
Wurtland Nursing and Rehabilitation Center	126	126	105	170	140	26	109	39,539	85.97%
ADD: 10 Total	897	877	734	1,983	1,695	251	771	255,707	85.12%
ADD:11									
Good Shepherd Community Nursing Center	118	118	110	287	265	25	107	39,854	90.99%
Highlands ARH Regional Medical Center (NF)	18	0	0	0	0	0	0	0	0.00%
Landmark of Elkhorn City Rehabilitation	106	106	90	81	66	18	87	32,633	84.34%
Martin County Health Care Facility	65	65	63	76	60	16	63	22,603	95.27%
Mountain Manor of Paintsville	126	126	97	123	84	38	98	35,212	76.56%
Parkview Nursing and Rehabilitation Center (Pikeville)	120	120	93	118	99	20	92	34,221	78.13%
Pikeville Nursing and Rehab Center	106	0	88	178	155	21	90	30,196	78.05%
Prestonsburg Health Care Center	56	56	47	163	140	20	50	17,111	83.71%
Riverview Health Care Center	121	121	97	226	196	26	101	35,587	80.58%
Salyersville Nursing and Rehabilitation Center	142	136	102	132	117	19	98	36,511	70.44%
Tug Valley ARH Skilled Nursing Facility	34	34	13	126	117	5	17	6,159	49.63%
ADD: 11 Total	1,012	882	800	1,510	1,299	208	803	290,087	78.38%
ADD:12									
Hazard Health and Rehabilitation Center	200	200	142	143	116	17	152	53,594	73.42%
Hyden Health and Rehabilitation Center	94	94	80	42	30	12	80	29,366	85.59%
Knott County Health and Rehabilitation Center	92	92	75	111	80	20	86	30,239	90.05%
Lee County Care and Rehabilitation Center	109	109	99	216	186	26	103	37,052	93.13%
Letcher Manor	142	142	115	313	285	12	131	45,318	87.44%

2022 ANNUAL KENTUCKY LONG TERM CARE UTILIZATION AND SERVICE REPORT

Table 29 - Nursing Facility By ADD

ADD / Facility	Licensed Beds	Beds In Opration	Beginning Census	Admissions	Discharges	Deaths	Ending Census	Total Patient Days	Occupancy Percentage
Nim Henson Geriatric Center	120	120	30	36	17	14	35	14,043	32.06%
Owsley County Health Care Center	91	91	69	77	51	20	75	26,553	76.58%
Paul E Patton Eastern Ky Veterans Center	120	120	73	29	9	25	68	24,045	54.90%
Wolfe County Health and Rehabilitation Center	100	100	89	99	72	20	96	34,538	94.62%
ADD: 12 Total	1,068	1,068	772	1,066	846	166	826	294,748	75.33%

ADD:13									
Barbourville Health and Rehabilitation Center	135	135	115	94	60	46	103	39,489	80.14%
Christian Health Center - Corbin	100	100	89	104	80	23	90	32,295	88.48%
Corbin Health and Rehabilitation Center	100	100	74	92	60	27	79	27,104	74.26%
Harlan Health and Rehabilitation Center	143	143	116	101	67	37	113	41,004	78.56%
Hillcrest Health and Rehabilitation Center	120	120	81	91	63	26	83	30,549	69.75%
Landmark of Laurel Creek Rehab and Nursing	106	106	86	166	139	31	82	31,097	80.37%
Laurel Heights Home for the Elderly	143	143	120	125	56	58	131	46,354	88.81%
Middlesboro Nursing and Rehab	95	95	92	156	105	51	92	32,944	95.01%
Mountain View Nursing and Rehab Ctr	115	115	61	99	79	22	59	22,332	53.20%
Pineville Community Hospital LTC	30	0	0	0	0	0	0	0	NaN
Rockcastle Health and Rehabilitation Center	104	104	76	195	163	28	80	27,872	73.42%
Rockcastle Regional Hospital and Respiratory Care	143	143	116	142	121	27	110	42,085	80.63%
Signature HealthCare at Jackson Manor	51	51	42	99	83	11	47	15,839	85.09%
The Heritage	85	85	82	166	155	11	82	29,465	94.97%
Tri-Cities Nursing and Rehabilitation Center	85	85	64	93	79	17	61	22,880	73.75%
Williamsburg Health and Rehabilitation Center	125	125	96	83	56	34	89	34,307	75.19%

2022 ANNUAL KENTUCKY LONG TERM CARE UTILIZATION AND SERVICE REPORT

Table 29 - Nursing Facility By ADD

ADD / Facility	Licensed Beds	Beds In Opration	Beginning Census	Admissions	Discharges	Deaths	Ending Census	Total Patient Days	Occupancy Percentage
ADD: 13 Total	1,680	1,650	1,310	1,806	1,366	449	1,301	475,616	78.97%
ADD:14									
Campbellsville Nursing and Rehabilitation	67	67	52	153	118	28	59	20,583	84.17%
Clinton County Care and Rehabilitation Center	52	52	48	68	51	22	43	17,425	91.81%
Cumberland Nursing and Rehabilitation Center	93	93	73	136	98	23	88	28,672	84.47%
Cumberland Valley Manor	84	84	59	44	21	25	57	20,653	67.36%
Fair Oaks Health Systems	114	114	73	129	76	33	93	29,407	70.67%
Green Hill Rehabilitation and Care	118	118	91	150	86	64	91	40,688	94.47%
Hicks Golden Years Nursing Home	59	59	49	34	16	10	57	21,535	100.00%
Lake Cumberland Regional Hospital SCU	12	12	10	192	186	4	12	3,746	85.53%
Liberty Care and Rehabilitation Center	97	97	74	116	99	16	75	26,719	75.47%
McDowell Skilled Nursing Facility	5	0	0	0	0	0	0	0	0.00%
Signature Healthcare At Summit Manor Rehab	104	104	74	100	77	27	70	26,027	68.56%
Signature Healthcare of McCreary County Rehab	60	60	48	96	91	13	40	18,201	83.11%
Somerset Nursing and Rehabilitation Facility	123	123	109	182	134	43	114	42,488	94.64%
Somerwoods Nursing and Rehabilitation	166	166	95	105	83	13	104	35,142	58.00%
The Grandview Nursing and Rehabilitation Facility	81	81	79	162	135	31	75	27,330	92.44%
ADD: 14 Total	1,235	1,230	934	1,667	1,271	352	978	358,616	79.56%
ADD:15									
Berea Health and Rehabilitation	84	74	71	173	140	20	84	27,010	88.10%
Bluegrass Care and Rehabilitation Center	124	118	106	294	271	28	101	35,527	78.50%
Bourbon Heights	67	67	58	26	6	24	54	21,609	88.36%
Bradford Square Center	100	100	86	192	156	36	86	32,517	89.09%

2022 ANNUAL KENTUCKY LONG TERM CARE UTILIZATION AND SERVICE REPORT

Table 29 - Nursing Facility By ADD

ADD / Facility	Licensed Beds	Beds In Opration	Beginning Census	Admissions	Discharges	Deaths	Ending Census	Total Patient Days	Occupancy Percentage
Cambridge Place	108	108	78	74	48	26	78	29,765	75.51%
Cardinal Hill Rehab Unit	74	74	31	823	822	1	31	11,184	41.41%
Cedar Ridge Health Campus	48	48	45	125	104	22	44	16,585	94.66%
Clark Regional Medical Center Transitional Care Unit	25	25	14	226	224	7	9	4,676	51.24%
Danville Center For Health	106	106	68	137	105	28	72	25,068	64.79%
Dover Nursing and Rehabilitation	85	85	75	74	37	31	81	29,616	95.46%
Edgemont Healthcare	68	68	61	83	60	18	66	22,974	92.56%
Fountain Circle Care and Rehab Ctr	179	147	128	321	275	46	128	47,559	72.79%
Frankfort Rehab and Care	100	100	70	160	130	26	74	27,202	74.53%
Grand Haven Nursing Home	54	54	45	65	38	21	51	17,303	87.79%
Harrodsburg Health and Rehab Ctr	112	112	99	139	114	39	85	32,089	78.50%
Homestead Post Acute	136	136	124	388	362	36	114	45,412	91.48%
Irvine Nursing and Rehabilitation	86	86	74	169	137	25	81	28,206	89.86%
Johnson Mathers Nursing Home	104	0	72	0	69	3	0	4,357	11.48%
Kenwood Health and Rehabilitation Center	93	93	73	200	155	34	84	28,753	84.70%
Landmark of Danville Rehabilitation and Nursing Center, LLC	90	90	68	95	64	18	81	28,723	89.65%
Landmark of Lancaster Rehabilitation and Nursing	96	96	90	104	78	33	83	31,191	89.02%
Lexington Country Place	111	94	62	175	118	48	71	25,974	64.11%
Lexington Premier Nursing and Rehab, LLC	120	120	76	298	227	29	98	32,583	74.39%
Madison Health and Rehabilitation Center	92	92	81	108	87	29	73	25,336	75.45%
Mayfair Manor	98	94	80	299	286	24	69	28,246	78.97%
Nicholasville Nursing and Rehabilitation	73	68	61	124	100	23	62	23,101	93.07%
Northpoint Lexington Healthcare Center	150	150	118	370	317	38	133	47,053	85.94%
Pine Meadows Post Acute	120	120	105	221	198	19	109	40,615	92.73%

2022 ANNUAL KENTUCKY LONG TERM CARE UTILIZATION AND SERVICE REPORT

Table 29 - Nursing Facility By ADD

ADD / Facility	Licensed Beds	Beds In Opration	Beginning Census	Admissions	Discharges	Deaths	Ending Census	Total Patient Days	Occupancy Percentage
Sayre Christian Village Nursing Home	153	153	117	133	74	50	126	44,656	79.96%
Signature Healthcare at Heritage Hall Rehab	94	94	81	212	205	16	72	24,524	71.48%
Signature Healthcare At Tanbark Rehab	34	34	25	543	530	7	31	9,828	79.19%
Signature Healthcare of Georgetown	65	65	58	243	222	24	55	20,763	87.52%
Stanford Care and Rehab	128	128	112	129	54	73	114	41,367	88.54%
Stanton Nursing and Rehabilitation Center	81	81	65	120	92	26	67	24,543	83.01%
Telford Terrace	25	25	19	46	31	14	20	6,815	74.68%
The Homeplace At Midway	23	23	22	21	10	12	21	8,090	96.37%
The Terrace Nursing and Rehabilitation	102	102	94	156	125	30	95	35,166	94.46%
The Willows at Fritz Farm	54	54	53	200	178	25	50	18,397	93.34%
The Willows at Hamburg	54	54	52	129	110	21	50	18,765	95.21%
The Willows at Harrodsburg	36	36	42	140	124	25	33	12,045	91.67%
Thomson Hood Veterans Center	285	285	98	40	1	28	109	36,252	34.85%
Willows at Citation	52	52	47	181	158	22	48	17,803	93.80%
ADD: 15 Total	3,889	3,711	3,004	7,756	6,642	1,105	2,993	1,089,248	76.88%
Statewide Total	26,845	25,543	20,190	47,797	40,619	6,961	20,451	7,419,762	79.37%

**KENTUCKY ANNUAL
LONG-TERM CARE SERVICES
REPORT**



**KENTUCKY CABINET FOR
HEALTH AND FAMILY SERVICES**

SECTION VI: PATIENT ORIGIN DATA

**Table 30 - 2022 Kentucky Long Term Care Facility Patient Origin
Facility ADD and Facility by Patient County of Residence**

ADD	Facility Name	Patient County	Under 65	65-74	75-84	Over 85	Unknown
ADD:1	Calvert City Convalescent Center	CALLOWAY	0	0	1	3	0
		CRITTENDEN	0	0	0	1	0
		GRAVES	0	0	0	1	0
		HICKMAN	0	0	1	0	0
		IL	0	0	1	1	0
		LIVINGSTON	1	1	1	3	0
		LYON	0	0	1	0	0
		MARSHALL	1	3	21	31	0
		MCCRACKEN	0	1	3	2	0
		TRIGG	0	0	1	0	0
		Total	2	5	30	42	0
	Clinton Hickman County Nursing Facility	CALLOWAY	0	0	0	1	0
		CARLISLE	0	0	0	2	0
		FULTON	0	1	0	4	0
		GRAVES	0	0	0	3	0
		HICKMAN	2	4	5	10	0
		IL	0	0	0	1	0
		MARSHALL	0	0	1	0	0
		OLDHAM	0	0	1	0	0
		Other	0	0	0	1	0
		TN	0	0	0	3	0
		Total	2	5	7	25	0
	Clinton Place	FULTON	1	4	6	1	0
		GRAVES	6	12	5	0	0
		HICKMAN	5	16	9	8	0
		Total	12	32	20	9	0

**Table 30 - 2022 Kentucky Long Term Care Facility Patient Origin
Facility ADD and Facility by Patient County of Residence**

ADD	Facility Name	Patient County	Under 65	65-74	75-84	Over 85	Unknown
	Countryside Center	BALLARD	0	1	0	2	0
		CALLOWAY	1	0	0	0	0
		CARLISLE	3	3	12	2	0
		FULTON	0	0	2	1	0
		GRAVES	2	3	3	3	0
		HICKMAN	1	0	0	0	0
		HOPKINS	0	0	1	0	0
		IL	1	0	1	0	0
		MARSHALL	2	1	0	0	0
		MCCRACKEN	1	2	1	1	0
		TN	0	1	0	0	0
		Total	11	11	20	9	0
	Fern Terrace of Mayfield	GRAVES	0	0	0	0	0
		Total	0	0	0	0	0
	Fulton Nursing and Rehab	BALLARD	0	0	1	0	0
		CALLOWAY	1	0	0	1	0
		CARLISLE	0	0	1	0	0
		FAYETTE	0	0	1	0	0
		FULTON	3	5	8	7	0
		GRAVES	4	4	0	0	0
		HARDIN	1	0	0	0	0
		JEFFERSON	1	0	0	0	0
		MCCRACKEN	1	0	0	0	0
		TN	1	1	3	1	0
		Total	12	10	14	9	0
	Gardens At Hickory Woods	CALLOWAY	0	0	0	0	0
		Total	0	0	0	0	0

**Table 30 - 2022 Kentucky Long Term Care Facility Patient Origin
Facility ADD and Facility by Patient County of Residence**

ADD	Facility Name	Patient County	Under 65	65-74	75-84	Over 85	Unknown
	Green Acres Health Care	BALLARD	0	1	0	0	0
		CALLOWAY	0	0	4	1	0
		CHRISTIAN	0	0	0	1	0
		FULTON	1	1	0	0	0
		GRAVES	7	11	14	8	0
		HICKMAN	0	1	1	0	0
		MARSHALL	1	3	1	0	0
		MCCRACKEN	0	1	0	0	0
		Other	0	1	0	0	0
		Total	9	19	20	10	0
	Lake Way Nursing and Rehabilitation Center	BALLARD	1	0	0	0	0
		CALLOWAY	3	3	9	3	0
		CHRISTIAN	0	0	0	1	0
		GRAVES	1	0	0	1	0
		IL	0	0	1	0	0
		LIVINGSTON	0	1	0	0	0
		MARSHALL	3	7	16	8	0
		MCCRACKEN	1	0	0	1	0
		Total	9	11	26	14	0
	Life Care Center of LaCenter	BALLARD	0	0	0	0	53
		Total	0	0	0	0	53
	Mayfield Health and Rehabilitation	Other	0	0	0	0	0
		Total	0	0	0	0	0
	Mills Nursing and Rehabilitation	CALLOWAY	2	8	15	3	0
		CARLISLE	0	0	0	2	0
		CRITTENDEN	0	0	2	1	0

**Table 30 - 2022 Kentucky Long Term Care Facility Patient Origin
Facility ADD and Facility by Patient County of Residence**

ADD	Facility Name	Patient County	Under 65	65-74	75-84	Over 85	Unknown
		GRAVES	4	17	26	7	0
		MARSHALL	0	2	2	0	0
		MCCRACKEN	1	0	3	0	0
		Total	7	27	48	13	0
	Oakview Nursing and Rehabilitation Center						
		CALLOWAY	0	6	4	4	0
		FULTON	1	1	0	3	0
		GRAVES	0	0	1	5	0
		LIVINGSTON	2	0	4	2	0
		MARSHALL	4	0	11	5	0
		MCCRACKEN	3	12	4	0	0
		Total	10	19	24	19	0
	Parkview Nursing and Rehabilitation Center (Paducah)						
		BALLARD	0	0	3	3	0
		CALLOWAY	0	0	0	3	0
		CARLISLE	0	0	0	2	0
		GRAVES	1	2	9	13	0
		IL	0	2	3	4	0
		LIVINGSTON	0	0	5	8	0
		LYON	0	0	0	8	0
		MARSHALL	1	2	8	9	0
		MCCRACKEN	14	16	20	18	0
		TN	0	3	3	1	0
		Total	16	25	51	69	0
	Providence Pointe Healthcare						
		BALLARD	0	4	3	3	0
		CALLOWAY	0	3	2	0	0
		IL	0	0	4	6	0
		LIVINGSTON	0	3	6	4	0
		MARSHALL	0	5	4	4	0

**Table 30 - 2022 Kentucky Long Term Care Facility Patient Origin
Facility ADD and Facility by Patient County of Residence**

ADD	Facility Name	Patient County	Under 65	65-74	75-84	Over 85	Unknown
		MCCRACKEN	0	13	8	8	0
		Total	0	28	27	25	0
	River Haven Nursing and Rehab						
		MCCRACKEN	0	0	0	0	0
		Total	0	0	0	0	0
	Spring Creek Health Care						
		CALLOWAY	6	15	30	53	0
		GRAVES	1	0	2	0	0
		LIVINGSTON	0	0	1	0	0
		MARSHALL	1	2	2	2	0
		TN	1	1	1	0	0
		TRIGG	1	0	3	0	0
		Total	10	18	39	55	0
	Stonecreek Health and Rehab						
		BALLARD	1	0	0	0	0
		CALDWELL	1	0	0	0	0
		CARLISLE	0	2	0	0	0
		CRITTENDEN	0	1	0	0	0
		GRAVES	1	0	3	3	0
		IL	0	0	1	0	0
		LIVINGSTON	0	0	2	0	0
		LYON	1	0	0	0	0
		MARSHALL	3	2	2	1	0
		MCCRACKEN	16	14	13	10	0
		MO	1	0	0	0	0
		Other	0	0	0	1	0
		TRIGG	0	2	0	0	0
		Total	24	21	21	15	0
		ADD:1 Total	124	231	347	314	53

**Table 30 - 2022 Kentucky Long Term Care Facility Patient Origin
Facility ADD and Facility by Patient County of Residence**

ADD	Facility Name	Patient County	Under 65	65-74	75-84	Over 85	Unknown
ADD:2	Bradford Heights Health and Rehab Center	CHRISTIAN	12	19	24	25	0
		LYON	0	0	1	0	0
		TODD	0	0	1	0	0
		TRIGG	1	1	3	0	0
		WARREN	1	0	0	0	0
		Total	14	20	29	25	0
	Brighton Cornerstone Health Care	CHRISTIAN	1	1	0	1	0
		HENDERSON	0	1	0	0	0
		HOPKINS	9	10	6	6	0
		MUHLENBERG	0	0	1	0	0
		UNION	0	1	0	0	0
		WEBSTER	1	0	1	0	0
		Total	11	13	8	7	0
	Christian County Manor	CHRISTIAN	27	16	2	0	0
		Total	27	16	2	0	0
	Christian Health Center, Hopkinsville	CHRISTIAN	4	7	28	34	0
		TODD	0	2	0	2	0
		TRIGG	0	1	4	5	0
		Total	4	10	32	41	0
	Christian Heights Nursing and Rehabilitation Center	BOYLE	1	0	0	0	0
		CHRISTIAN	9	13	9	4	0
		FAYETTE	0	1	0	0	0
		FLOYD	1	0	0	0	0
		HOPKINS	1	1	0	0	0
		LINCOLN	1	0	0	0	0

**Table 30 - 2022 Kentucky Long Term Care Facility Patient Origin
Facility ADD and Facility by Patient County of Residence**

ADD	Facility Name	Patient County	Under 65	65-74	75-84	Over 85	Unknown
		MCCRACKEN	1	0	0	0	0
		TN	0	1	0	1	0
		TODD	1	3	0	0	0
		TRIGG	1	0	0	0	0
		Total	16	19	9	5	0
	Covington Convalescent Center	CHRISTIAN	2	6	10	12	0
		TN	0	0	3	3	0
		TODD	0	1	2	0	0
		TRIGG	0	0	1	2	0
		Total	2	7	16	17	0
	Crittenden County Health and Rehabilitation Center	CRITTENDEN	6	15	27	11	0
		Total	6	15	27	11	0
	Dawson Springs Health And Rehab Ctr	BARREN	1	0	0	0	0
		BOYD	1	0	0	0	0
		CALDWELL	2	0	3	1	0
		CALLOWAY	1	0	0	0	0
		CHRISTIAN	1	0	3	1	0
		CUMBERLAND	0	0	1	0	0
		DAVISS	0	1	0	0	0
		FLOYD	0	1	0	0	0
		HOPKINS	2	6	8	8	0
		JEFFERSON	0	0	1	0	0
		LARUE	0	0	0	1	0
		MARSHALL	0	0	0	1	0
		MCCRACKEN	0	0	1	0	0
		MCCREARY	0	1	0	0	0
		MUHLENBERG	0	0	1	0	0
		TN	0	0	1	0	0

**Table 30 - 2022 Kentucky Long Term Care Facility Patient Origin
Facility ADD and Facility by Patient County of Residence**

ADD	Facility Name	Patient County	Under 65	65-74	75-84	Over 85	Unknown
		TODD	1	0	0	0	0
		TRIGG	0	0	1	1	0
		WEBSTER	0	0	3	0	0
		Total	9	9	23	13	0
	Greenville Nursing and Rehabilitation						
		BOURBON	0	1	0	0	0
		DAVIESS	1	2	0	0	0
		HOPKINS	0	1	2	0	0
		MO	0	1	0	0	0
		MUHLENBERG	5	6	9	27	0
		OHIO	1	0	0	0	0
		WARREN	1	0	0	0	0
		Total	8	11	11	27	0
	Hearthstone Place						
		CHRISTIAN	0	2	4	0	0
		DAVIESS	0	1	0	0	0
		LOGAN	1	0	4	3	0
		MARION	0	0	0	1	0
		MUHLENBERG	0	0	2	0	0
		Other	2	0	0	3	0
		TN	2	0	0	0	0
		TODD	3	5	4	3	0
		WARREN	2	0	0	0	0
		Total	10	8	14	10	0
	Highland Homes, Inc.						
		CALDWELL	0	0	0	0	0
		Total	0	0	0	0	0
	Hillside Center						
		CHRISTIAN	3	1	1	3	0
		HOPKINS	12	7	16	8	0
		MUHLENBERG	0	2	3	1	0

**Table 30 - 2022 Kentucky Long Term Care Facility Patient Origin
Facility ADD and Facility by Patient County of Residence**

ADD	Facility Name	Patient County	Under 65	65-74	75-84	Over 85	Unknown
		UNION	0	0	1	0	0
		WARREN	0	0	1	0	0
		WEBSTER	0	1	3	1	0
		Total	15	11	25	13	0
	Joseph Eddie Ballard Western Kentucky Veterans Ctr	CALLOWAY	0	1	0	0	0
		CARROLL	0	0	0	1	0
		CHRISTIAN	0	0	1	2	0
		CRITTENDEN	1	0	1	0	0
		DAVISS	0	1	1	6	0
		HENDERSON	0	1	1	1	0
		HOPKINS	0	1	6	4	0
		JEFFERSON	0	1	0	0	0
		LOGAN	0	1	0	1	0
		MARSHALL	0	1	0	0	0
		MCCRACKEN	0	0	1	0	0
		MCLEAN	0	0	1	0	0
		MERCER	0	1	0	0	0
		MUHLENBERG	0	0	4	3	0
		OHIO	0	0	1	1	0
		TRIGG	0	0	1	0	0
		UNION	0	0	1	2	0
		WARREN	0	0	1	1	0
		WEBSTER	0	0	0	1	0
		Total	1	8	20	23	0
	Landmark of Kuttawa	CALDWELL	2	3	2	2	0
		CHRISTIAN	0	1	1	0	0
		CRITTENDEN	0	1	0	0	0
		GRAVES	0	1	0	0	0
		HENDERSON	0	1	0	0	0

**Table 30 - 2022 Kentucky Long Term Care Facility Patient Origin
Facility ADD and Facility by Patient County of Residence**

ADD	Facility Name	Patient County	Under 65	65-74	75-84	Over 85	Unknown
		HICKMAN	1	0	0	0	0
		HOPKINS	0	2	0	2	0
		IL	0	1	0	0	0
		IN	0	0	0	1	0
		LIVINGSTON	1	0	3	0	0
		LYON	1	1	2	1	0
		MARSHALL	1	0	4	1	0
		MCCRACKEN	4	1	0	0	0
		Other	0	0	0	0	0
		TN	0	0	1	0	0
		TRIGG	3	1	0	0	0
		Total	13	13	13	7	0
	Madisonville Health and Rehabilitation						
		CHRISTIAN	0	2	1	0	0
		DAVISS	1	0	0	0	0
		HICKMAN	1	0	0	0	0
		HOPKINS	17	22	18	10	0
		MUHLENBERG	2	1	0	0	0
		OH	1	0	0	0	0
		OHIO	1	0	0	0	0
		WARREN	1	0	0	0	0
		WEBSTER	0	2	1	2	0
		Total	24	27	20	12	0
	Maple Health and Rehabilitation						
		BARREN	0	0	1	0	0
		CHRISTIAN	0	1	0	1	0
		DAVISS	0	0	3	1	0
		HENDERSON	0	0	0	1	0
		HOPKINS	4	4	0	0	0
		JEFFERSON	0	1	0	0	0
		LOGAN	0	0	0	1	0

**Table 30 - 2022 Kentucky Long Term Care Facility Patient Origin
Facility ADD and Facility by Patient County of Residence**

ADD	Facility Name	Patient County	Under 65	65-74	75-84	Over 85	Unknown
		MARSHALL	0	0	1	0	0
		MCLEAN	0	1	0	1	0
		MENIFEE	0	1	0	0	0
		MUHLENBERG	11	11	25	16	0
		OHIO	0	1	0	1	0
		TODD	1	0	1	0	0
		Total	16	20	31	22	0
	Owensboro Health Muhlenberg Community Hospital Long Term Care						
		LOGAN	0	0	0	2	0
		MCLEAN	0	0	1	0	0
		MUHLENBERG	0	3	12	17	0
		TODD	0	0	0	1	0
		Total	0	3	13	20	0
	Pennyrile Home						
		CHRISTIAN	0	0	0	0	0
		Other	0	0	0	0	0
		Total	0	0	0	0	0
	Princeton Health and Rehab Center						
		BALLARD	1	0	0	0	0
		CALDWELL	4	15	16	17	0
		CHRISTIAN	1	1	1	0	0
		CRITTENDEN	1	0	1	2	0
		DAVISS	1	0	0	0	0
		GRAVES	0	1	0	0	0
		HOPKINS	1	2	2	0	0
		LIVINGSTON	0	0	1	0	0
		LOGAN	0	0	0	1	0
		LYON	2	1	5	2	0
		MARSHALL	1	1	0	0	0
		MCCRACKEN	0	1	0	0	0

**Table 30 - 2022 Kentucky Long Term Care Facility Patient Origin
Facility ADD and Facility by Patient County of Residence**

ADD	Facility Name	Patient County	Under 65	65-74	75-84	Over 85	Unknown
		TN	0	0	1	1	0
		TODD	0	0	2	0	0
		TRIGG	0	2	4	5	0
		UNION	0	1	0	0	0
		WEBSTER	1	0	0	0	0
		Total	13	25	33	28	0
	Ridgewood Terrace Nursing Home						
		CHRISTIAN	1	0	1	0	0
		DAVISS	0	0	1	0	0
		HOPKINS	6	12	31	30	0
		JEFFERSON	0	1	0	0	0
		MCLEAN	0	0	1	1	0
		MUHLENBERG	0	0	0	1	0
		WEBSTER	1	2	0	2	0
		Total	8	15	34	34	0
	Rivers Bend Retirement Community						
		CALDWELL	1	1	6	1	0
		CRITTENDEN	0	1	0	0	0
		IL	0	0	0	1	0
		LYON	2	0	3	8	0
		MARSHALL	0	1	1	0	0
		MCCRACKEN	0	1	0	2	0
		TRIGG	0	0	1	0	0
		Total	3	4	11	12	0
	Salem Springlake Health and Rehabilitation Center						
		CRITTENDEN	0	2	5	8	0
		LIVINGSTON	9	7	15	6	0
		Other	0	0	0	0	0
		Total	9	9	20	14	0
	Shady Lawn Nursing and Rehabilitation Center						
		BUTLER	0	0	1	0	0

**Table 30 - 2022 Kentucky Long Term Care Facility Patient Origin
Facility ADD and Facility by Patient County of Residence**

ADD	Facility Name	Patient County	Under 65	65-74	75-84	Over 85	Unknown
		CALDWELL	0	1	3	0	0
		CALLOWAY	0	0	1	0	0
		CHRISTIAN	2	2	0	2	0
		DAVISS	0	1	0	0	0
		FULTON	0	1	0	0	0
		JEFFERSON	0	0	1	0	0
		KNOTT	0	1	0	0	0
		MCCRACKEN	2	0	1	0	0
		TRIGG	4	6	9	5	0
		Total	8	12	16	7	0
	The Oaks PCH/Madisonville						
		HOPKINS	0	0	0	0	0
		Total	0	0	0	0	0
	Tradewater Pointe						
		CALDWELL	2	2	0	5	0
		CHRISTIAN	3	2	2	1	0
		HOPKINS	1	2	8	10	0
		MO	0	0	1	0	0
		MUHLENBERG	0	0	1	0	0
		TRIGG	0	1	0	0	0
		WEBSTER	0	1	0	0	0
		Total	6	8	12	16	0
	Western State Nursing Facility						
		BARREN	1	0	0	0	0
		CALLOWAY	0	0	1	0	0
		CHRISTIAN	10	12	18	9	0
		FAYETTE	0	2	0	0	0
		GRAVES	0	1	0	0	0
		HOPKINS	0	1	1	1	0
		IL	0	0	1	0	0
		IN	1	0	0	0	0

**Table 30 - 2022 Kentucky Long Term Care Facility Patient Origin
Facility ADD and Facility by Patient County of Residence**

ADD	Facility Name	Patient County	Under 65	65-74	75-84	Over 85	Unknown
		JEFFERSON	1	1	1	0	0
		MCCRACKEN	0	1	1	0	0
		NELSON	0	0	1	0	0
		SCOTT	0	1	0	0	0
		SHELBY	0	0	1	0	0
		WARREN	0	1	0	0	0
		Total	13	20	25	10	0
		ADD:2 Total	236	303	444	374	0
ADD:3	Beaver Dam Nursing and Rehab Center	DAVIESS	0	2	1	4	0
		FAYETTE	0	0	1	0	0
		HARDIN	0	0	0	1	0
		JEFFERSON	1	0	0	0	0
		MCLEAN	0	1	0	0	0
		OHIO	2	5	13	18	0
		Total	3	8	15	23	0
	Breckinridge Place	UNION	0	2	7	15	0
		Total	0	2	7	15	0
	Carmel Home	DAVIESS	0	0	5	13	0
		IN	0	0	2	0	0
		MCLEAN	0	0	1	0	0
		OHIO	0	0	2	0	0
		Other	0	1	1	11	0
		Total	0	1	11	24	0
	Chautauqua Health and Rehab	BRECKINRIDGE	1	0	0	0	0
		DAVIESS	19	23	36	11	0
		EDMONSON	1	0	0	0	0

**Table 30 - 2022 Kentucky Long Term Care Facility Patient Origin
Facility ADD and Facility by Patient County of Residence**

ADD	Facility Name	Patient County	Under 65	65-74	75-84	Over 85	Unknown
		GRAVES	0	0	1	0	0
		GRAYSON	0	0	0	1	0
		HANCOCK	1	0	0	2	0
		HENDERSON	0	1	1	1	0
		JEFFERSON	1	0	0	0	0
		MAGOFFIN	1	0	0	0	0
		MCLEAN	1	1	0	0	0
		MUHLENBERG	0	2	1	0	0
		OHIO	1	1	1	1	0
		Other	0	1	0	0	0
		TRIGG	0	0	1	0	0
		WEBSTER	1	0	0	0	0
		Total	27	29	41	16	0
	Fordsville Nursing and Rehabilitation Center						
		BRECKINRIDGE	3	2	0	0	0
		DAVISS	3	0	2	0	0
		ESTILL	2	0	0	0	0
		FAYETTE	0	1	0	0	0
		FRANKLIN	0	0	1	0	0
		GRAYSON	3	2	0	0	0
		HANCOCK	0	3	0	2	0
		HARDIN	0	2	0	0	0
		HOPKINS	3	0	0	0	0
		LOGAN	2	1	0	0	0
		MCLEAN	1	2	0	0	0
		MUHLENBERG	0	2	3	0	0
		OHIO	0	8	6	3	0
		TRIGG	0	1	0	0	0
		Total	17	24	12	5	0
	Heartland Villa Center						
		BRECKINRIDGE	0	1	3	1	0

**Table 30 - 2022 Kentucky Long Term Care Facility Patient Origin
Facility ADD and Facility by Patient County of Residence**

ADD	Facility Name	Patient County	Under 65	65-74	75-84	Over 85	Unknown
		DAVISS	4	6	4	3	0
		GRAYSON	0	0	0	1	0
		HANCOCK	0	5	3	6	0
		IN	0	0	0	1	0
		PERRY	0	0	0	1	0
		Total	4	12	10	13	0
	Henderson Nursing and Rehabilitation Center						
		DAVISS	4	2	1	1	0
		GRAVES	0	0	0	1	0
		HANCOCK	1	0	0	0	0
		HENDERSON	10	26	15	7	0
		HOPKINS	0	1	0	0	0
		IL	0	1	0	0	0
		IN	1	0	0	0	0
		LOGAN	1	0	0	0	0
		MCLEAN	0	1	0	0	0
		UNION	3	2	0	1	0
		WEBSTER	0	1	0	0	0
		Total	20	34	16	10	0
	Hermitage Care and Rehabilitation Center						
		BRECKINRIDGE	1	0	0	0	0
		DAVISS	2	18	20	35	0
		HOPKINS	0	0	1	0	0
		MCLEAN	0	1	0	1	0
		MUHLENBERG	0	0	1	0	0
		OHIO	1	0	0	1	0
		Other	0	1	0	0	0
		Total	4	20	22	37	0
	Morganfield Nursing and Rehabilitation Center						
		CRITTENDEN	0	1	0	0	0
		HENDERSON	4	6	2	2	0

**Table 30 - 2022 Kentucky Long Term Care Facility Patient Origin
Facility ADD and Facility by Patient County of Residence**

ADD	Facility Name	Patient County	Under 65	65-74	75-84	Over 85	Unknown
		IL	0	0	1	0	0
		MCCRACKEN	0	1	0	0	0
		UNION	9	8	9	3	0
		WEBSTER	2	1	2	0	0
		Total	15	17	14	5	0
	Redbanks						
		DAVIESS	0	0	6	1	0
		HENDERSON	9	17	22	43	0
		HOPKINS	0	1	0	1	0
		IL	0	0	0	1	0
		IN	0	1	0	1	0
		LIVINGSTON	0	0	0	1	0
		MCLEAN	0	0	1	1	0
		OHIO	0	0	1	1	0
		ROCKCASTLE	0	0	1	0	0
		SHELBY	0	0	0	1	0
		TN	0	0	0	1	0
		TODD	0	1	0	0	0
		TRIGG	1	0	0	0	0
		UNION	1	1	2	0	0
		WEBSTER	1	2	2	2	0
		Total	12	23	35	54	0
	Redbanks Colonial Terrace						
		DAVIESS	0	1	1	0	0
		HENDERSON	2	3	4	4	0
		HOPKINS	2	1	0	3	0
		IN	0	0	0	1	0
		MCLEAN	0	1	0	0	0
		TN	0	0	1	0	0
		UNION	0	1	0	2	0
		WEBSTER	3	0	5	8	0

**Table 30 - 2022 Kentucky Long Term Care Facility Patient Origin
Facility ADD and Facility by Patient County of Residence**

ADD	Facility Name	Patient County	Under 65	65-74	75-84	Over 85	Unknown
		WV	0	0	1	0	0
		Total	7	7	12	18	0
	Riverside Care and Rehab Ctr						
		ADAIR	1	0	0	0	0
		BRECKINRIDGE	1	0	0	0	0
		DAVISS	4	1	10	6	0
		GRAYSON	0	0	1	0	0
		HANCOCK	0	0	1	0	0
		HENDERSON	0	1	1	0	0
		HOPKINS	1	0	0	1	0
		JEFFERSON	1	0	0	0	0
		MCLEAN	2	6	9	15	0
		MUHLENBERG	0	1	1	2	0
		OHIO	0	0	1	0	0
		PIKE	0	0	0	1	0
		Total	10	9	24	25	0
	Shemwell Nursing Home						
		CALDWELL	0	0	0	1	0
		HOPKINS	0	0	2	6	0
		UNION	0	1	0	1	0
		WEBSTER	1	2	2	2	0
		Total	1	3	4	10	0
	Signature Healthcare at Hillcrest						
		BARREN	0	1	0	0	0
		BOYD	0	0	0	1	0
		DAVISS	4	15	33	43	0
		HANCOCK	1	0	1	0	0
		HARDIN	0	0	0	1	0
		HENDERSON	0	0	0	1	0
		IN	0	0	1	1	0

**Table 30 - 2022 Kentucky Long Term Care Facility Patient Origin
Facility ADD and Facility by Patient County of Residence**

ADD	Facility Name	Patient County	Under 65	65-74	75-84	Over 85	Unknown
		MARSHALL	0	0	1	0	0
		MCLEAN	0	0	2	2	0
		MUHLENBERG	0	0	2	0	0
		OHIO	1	0	2	1	0
		WEBSTER	1	0	0	0	0
		Total	7	16	42	50	0
	Signature Healthcare of Hartford Rehab and Wellnes						
		BUTLER	1	2	1	0	0
		DAVISS	3	3	2	0	0
		GRAYSON	0	2	0	0	0
		HANCOCK	0	2	0	0	0
		JEFFERSON	0	0	0	1	0
		KNOX	0	0	1	0	0
		LAUREL	1	0	0	0	0
		LOGAN	0	1	0	0	0
		MCLEAN	0	0	3	0	0
		MUHLENBERG	4	0	2	0	0
		OHIO	7	6	14	18	0
		WARREN	0	0	0	2	0
		Total	16	16	23	21	0
	The Oaks PCH/Lewisport						
		HANCOCK	0	0	0	0	0
		Total	0	0	0	0	0
	The Transitional Care Center of Owensboro						
		DAVISS	1	0	6	2	0
		HANCOCK	0	1	2	0	0
		OHIO	0	0	1	1	0
		Total	1	1	9	3	0
	Twin Rivers Nursing and Rehab Center						
		BRECKINRIDGE	1	2	1	0	0
		DAVISS	27	31	11	2	0

**Table 30 - 2022 Kentucky Long Term Care Facility Patient Origin
Facility ADD and Facility by Patient County of Residence**

ADD	Facility Name	Patient County	Under 65	65-74	75-84	Over 85	Unknown
		HANCOCK	1	0	0	0	0
		IN	0	5	5	6	0
		Total	29	38	17	8	0
	Wellington Parc of Owensboro						
		DAVISS	0	1	24	17	0
		HANCOCK	0	0	0	1	0
		HARDIN	0	1	0	0	0
		HENDERSON	0	0	2	1	0
		HOPKINS	0	0	1	0	0
		IN	0	0	1	1	0
		LYON	0	0	0	1	0
		MCLEAN	0	0	2	1	0
		TN	0	0	1	0	0
		WARREN	0	0	0	1	0
		Total	0	2	31	23	0
	Wendell Fosters Campus for Developmental Disabilit						
		BOYLE	1	0	0	0	0
		CALDWELL	1	0	0	0	0
		CHRISTIAN	1	0	0	0	0
		DAVISS	10	4	1	0	0
		HANCOCK	1	0	0	0	0
		HARDIN	3	0	0	0	0
		HENDERSON	1	0	0	0	0
		HOPKINS	2	0	0	0	0
		IN	4	0	0	0	0
		JEFFERSON	6	1	0	0	0
		KENTON	1	0	0	0	0
		LOGAN	2	0	0	0	0
		MCLEAN	1	0	0	0	0
		METCALFE	1	0	0	0	0
		NELSON	1	0	0	0	0

**Table 30 - 2022 Kentucky Long Term Care Facility Patient Origin
Facility ADD and Facility by Patient County of Residence**

ADD	Facility Name	Patient County	Under 65	65-74	75-84	Over 85	Unknown
		OHIO	3	0	1	0	0
		Other	4	0	0	0	0
		PULASKI	2	0	0	0	0
		TAYLOR	1	0	0	0	0
		TN	2	1	0	0	0
		TODD	1	0	0	0	0
		UNION	2	0	0	0	0
		WARREN	3	0	0	0	0
		WEBSTER	1	0	0	0	0
		Total	55	6	2	0	0
		ADD:3 Total	228	268	347	360	0
ADD:4	Auburn Health Care	EDMONSON	0	1	0	0	0
		HART	0	0	1	0	0
		LOGAN	2	4	2	7	0
		Other	0	2	0	0	0
		SIMPSON	1	0	1	0	0
		TODD	0	1	0	1	0
		WARREN	1	7	3	4	0
		Total	4	15	7	12	0
	Barren County Nursing and Rehab	ALLEN	0	0	1	0	0
		BARREN	4	11	13	22	0
		BOYLE	0	0	0	1	0
		BULLITT	0	1	0	0	0
		FAYETTE	1	0	0	0	0
		GRAYSON	1	0	0	0	0
		GREEN	0	0	1	0	0
		JEFFERSON	0	1	0	0	0
		METCALFE	0	3	4	4	0

**Table 30 - 2022 Kentucky Long Term Care Facility Patient Origin
Facility ADD and Facility by Patient County of Residence**

ADD	Facility Name	Patient County	Under 65	65-74	75-84	Over 85	Unknown
		MONROE	2	2	2	3	0
		WARREN	0	0	3	1	0
		Total	8	18	24	31	0
	Bowling Green Nursing and Rehabilitation						
		ADAIR	0	0	0	1	0
		ALLEN	1	2	0	0	0
		BARREN	1	0	0	0	0
		GRAYSON	0	1	0	0	0
		HARDIN	0	1	0	0	0
		HART	0	0	1	0	0
		JESSAMINE	0	0	0	1	0
		LOGAN	1	0	1	0	0
		METCALFE	0	0	1	0	0
		MONROE	0	1	0	0	0
		SIMPSON	1	0	0	1	0
		WARREN	7	8	16	5	0
		Total	11	13	19	8	0
	Cal Turner Rehab and Specialty Care						
		ALLEN	7	15	27	20	0
		BARREN	2	0	0	0	0
		BUTLER	2	1	0	0	0
		LOGAN	0	1	1	0	0
		MONROE	0	0	1	0	0
		SIMPSON	1	0	1	0	0
		TN	0	0	1	0	0
		WARREN	3	3	6	4	0
		Total	15	20	37	24	0
	Christian Health Center, Bowling Green						
		FRANKLIN	0	2	0	0	0
		TN	0	0	1	0	0

**Table 30 - 2022 Kentucky Long Term Care Facility Patient Origin
Facility ADD and Facility by Patient County of Residence**

ADD	Facility Name	Patient County	Under 65	65-74	75-84	Over 85	Unknown
		WARREN	0	2	10	7	0
		Total	0	4	11	7	0
	Colonial Center	ALLEN	0	0	1	0	0
		BALLARD	0	0	0	0	0
		BUTLER	0	0	2	2	0
		GRAYSON	0	1	0	0	0
		OH	0	0	2	0	0
		SIMPSON	0	0	2	0	0
		WARREN	0	0	8	20	0
		Total	0	1	15	22	0
	Creekwood Place Nursing and Rehab Center	CHRISTIAN	2	0	1	1	0
		DAVISS	0	0	0	1	0
		HANCOCK	0	0	0	1	0
		HOPKINS	1	0	0	0	0
		LOGAN	6	9	17	22	0
		MUHLENBERG	1	0	1	1	0
		Other	0	0	0	1	0
		SIMPSON	0	2	0	2	0
		TN	1	0	0	0	0
		TODD	2	0	1	4	0
		TRIGG	0	0	1	0	0
		WARREN	1	1	1	1	0
		Total	14	12	22	34	0
	Edmonson Center	BARREN	0	2	0	1	0
		EDMONSON	4	11	14	12	0
		GRAYSON	0	2	3	1	0

**Table 30 - 2022 Kentucky Long Term Care Facility Patient Origin
Facility ADD and Facility by Patient County of Residence**

ADD	Facility Name	Patient County	Under 65	65-74	75-84	Over 85	Unknown
		WARREN	2	5	3	2	0
		Total	6	20	20	16	0
	Franklin-Simpson Nursing and Rehabilitation						
		ADAIR	1	0	0	0	0
		ALLEN	4	3	1	0	0
		BARREN	0	1	0	0	0
		BUTLER	1	0	1	0	0
		CHRISTIAN	1	0	0	0	0
		ESTILL	1	0	0	0	0
		FAYETTE	1	1	1	1	0
		IN	0	1	0	0	0
		JEFFERSON	1	1	0	0	0
		LOGAN	4	0	1	1	0
		MADISON	0	0	0	1	0
		METCALFE	0	0	1	0	0
		MONTGOMERY	0	1	0	0	0
		SCOTT	1	0	0	0	0
		SIMPSON	3	4	4	10	0
		TN	1	1	0	1	0
		TODD	0	0	0	2	0
		WARREN	6	2	4	4	0
		WASHINGTON	0	2	0	0	0
		Total	25	17	13	20	0
	Glasgow State Nursing Facility						
		ADAIR	0	0	1	0	0
		ALLEN	0	2	1	0	0
		BARREN	0	0	2	1	0
		BULLITT	2	0	0	0	0
		CALDWELL	0	1	0	0	0
		CAMPBELL	0	0	1	0	0

**Table 30 - 2022 Kentucky Long Term Care Facility Patient Origin
Facility ADD and Facility by Patient County of Residence**

ADD	Facility Name	Patient County	Under 65	65-74	75-84	Over 85	Unknown
		CHRISTIAN	0	1	1	0	0
		CLARK	1	0	1	0	0
		EDMONSON	0	1	1	0	0
		FAYETTE	1	1	3	0	0
		FLOYD	0	1	0	0	0
		GREEN	0	1	0	0	0
		HARRISON	0	1	0	0	0
		HART	0	0	2	0	0
		JEFFERSON	1	1	0	0	0
		JESSAMINE	0	0	1	0	0
		KENTON	0	1	0	0	0
		MADISON	0	0	0	1	0
		MCCRACKEN	0	1	0	0	0
		MERCER	1	0	0	0	0
		METCALFE	0	1	0	0	0
		MONROE	0	0	1	0	0
		OHIO	0	0	1	0	0
		PULASKI	0	2	0	0	0
		RUSSELL	1	0	0	0	0
		TAYLOR	0	0	2	0	0
		WARREN	1	3	1	0	0
		Total	8	18	19	2	0
	Glenview Health Care Facility						
		ADAIR	0	2	1	1	0
		ALLEN	0	1	0	1	0
		BARREN	9	16	32	19	0
		CUMBERLAND	0	0	0	2	0
		EDMONSON	1	0	0	0	0
		FAYETTE	0	0	1	0	0
		HARDIN	0	0	1	0	0
		HART	1	5	5	3	0

**Table 30 - 2022 Kentucky Long Term Care Facility Patient Origin
Facility ADD and Facility by Patient County of Residence**

ADD	Facility Name	Patient County	Under 65	65-74	75-84	Over 85	Unknown
		METCALFE	2	3	5	1	0
		MONROE	2	1	0	2	0
		RUSSELL	0	0	0	1	0
		TAYLOR	1	0	0	0	0
		WARREN	1	3	4	3	0
		Total	17	31	49	33	0
	Greenwood Nursing and Rehabilitation						
		WARREN	16	25	60	17	0
		Total	16	25	60	17	0
	Hart County Manor						
		HART	0	0	0	0	0
		Total	0	0	0	0	0
	Hopkins Center						
		BARREN	0	1	0	1	0
		BUTLER	0	0	1	0	0
		HART	1	0	0	0	0
		LOGAN	0	3	0	0	0
		SIMPSON	0	3	5	3	0
		WARREN	2	4	10	9	0
		Total	3	11	16	13	0
	Lewis Memorial Methodist Home						
		SIMPSON	0	0	0	0	0
		Total	0	0	0	0	0
	Magnolia Village						
		EDMONSON	0	0	1	0	0
		HARDIN	0	0	0	2	0
		JEFFERSON	1	1	0	0	0
		LOGAN	1	0	2	0	0
		OHIO	0	0	1	0	0
		SIMPSON	0	0	1	1	0
		WARREN	0	3	18	24	0

**Table 30 - 2022 Kentucky Long Term Care Facility Patient Origin
Facility ADD and Facility by Patient County of Residence**

ADD	Facility Name	Patient County	Under 65	65-74	75-84	Over 85	Unknown
		WHITLEY	0	0	1	0	0
		Total	2	4	24	27	0
	Metcalfe Health Care Center						
		ADAIR	1	0	2	0	0
		BARREN	1	0	0	0	0
		CUMBERLAND	0	0	1	0	0
		METCALFE	4	2	9	13	0
		PULASKI	0	0	1	0	0
		RUSSELL	0	1	1	0	0
		TN	1	0	0	0	0
		Total	7	3	14	13	0
	Morgantown Care and Rehabilitation Center						
		ALLEN	1	0	1	0	0
		BUTLER	7	11	23	20	0
		CHRISTIAN	0	1	1	0	0
		CLAY	0	0	1	0	0
		DAVISS	1	0	0	0	0
		EDMONSON	0	0	0	1	0
		GRAYSON	1	1	1	0	0
		HARDIN	0	0	1	0	0
		IN	0	0	1	0	0
		LOGAN	2	2	1	0	0
		MONROE	0	0	0	1	0
		MUHLENBERG	0	0	2	1	0
		OHIO	0	2	3	1	0
		Other	0	1	0	1	0
		WARREN	5	5	6	5	0
		Total	17	23	41	30	0
	NHC HealthCare, Glasgow						
		ADAIR	0	1	0	0	0

**Table 30 - 2022 Kentucky Long Term Care Facility Patient Origin
Facility ADD and Facility by Patient County of Residence**

ADD	Facility Name	Patient County	Under 65	65-74	75-84	Over 85	Unknown
		ALLEN	0	1	1	1	0
		BARREN	7	13	30	43	0
		CUMBERLAND	1	0	0	0	0
		EDMONSON	0	0	1	1	0
		HART	1	2	4	4	0
		LARUE	0	0	1	0	0
		METCALFE	1	7	4	7	0
		MONROE	1	0	2	5	0
		Other	0	1	0	0	0
		RUSSELL	0	0	1	0	0
		WARREN	0	1	1	5	0
		WAYNE	0	0	0	2	0
		Total	11	26	45	68	0
	Scottsville Manor	Other	0	0	0	0	0
		Total	0	0	0	0	0
	Signature Healthcare Bowling Green	ALLEN	1	4	1	0	0
		BARREN	0	3	1	0	0
		BUTLER	1	0	1	1	0
		CLINTON	0	0	0	1	0
		CUMBERLAND	0	2	0	0	0
		DAVIESS	0	0	2	1	0
		EDMONSON	0	1	0	0	0
		GRAYSON	0	1	0	0	0
		LOGAN	2	1	3	2	0
		MCCREARY	0	1	1	0	0
		MONROE	2	0	0	0	0
		Other	1	1	0	0	0
		SIMPSON	1	2	1	0	0
		TN	1	0	3	1	0

**Table 30 - 2022 Kentucky Long Term Care Facility Patient Origin
Facility ADD and Facility by Patient County of Residence**

ADD	Facility Name	Patient County	Under 65	65-74	75-84	Over 85	Unknown
		WARREN	20	28	24	12	0
		WEBSTER	0	0	0	1	0
		Total	29	44	37	19	0
	Signature Healthcare of Glasgow						
		ADAIR	1	1	0	0	0
		ALLEN	0	0	1	0	0
		BARREN	5	5	5	7	0
		HARDIN	0	1	1	0	0
		HART	0	2	1	1	0
		IN	0	0	0	0	0
		JEFFERSON	0	0	1	0	0
		MCCREARY	0	0	1	0	0
		METCALFE	0	0	1	0	0
		MONROE	0	1	1	0	0
		Other	0	0	0	0	22
		WARREN	0	0	1	0	0
		Total	6	10	13	8	22
	Signature Healthcare of Hart County						
		ALLEN	0	1	0	0	0
		BARREN	2	5	5	5	0
		EDMONSON	0	2	0	0	0
		GRAYSON	0	0	0	1	0
		GREEN	0	0	1	0	0
		HARDIN	0	0	1	0	0
		HART	7	13	12	22	0
		MCCRACKEN	1	0	0	0	0
		METCALFE	0	0	1	1	0
		MONROE	0	0	1	0	0
		SCOTT	0	1	0	0	0
		SIMPSON	1	0	0	0	0
		TN	0	1	0	0	0

**Table 30 - 2022 Kentucky Long Term Care Facility Patient Origin
Facility ADD and Facility by Patient County of Residence**

ADD	Facility Name	Patient County	Under 65	65-74	75-84	Over 85	Unknown
		WARREN	3	0	0	0	0
		Total	14	23	21	29	0
	Signature HealthCare of Monroe County Rehab	ADAIR	0	1	0	0	0
		ALLEN	0	0	0	1	0
		BARREN	1	1	2	1	0
		CLAY	0	0	0	1	0
		CLINTON	0	0	1	0	0
		CUMBERLAND	0	1	0	0	0
		JEFFERSON	0	0	1	0	0
		METCALFE	2	2	6	3	0
		MONROE	10	11	26	18	0
		WARREN	0	1	0	0	0
		Total	13	17	36	24	0
	T J Samson Community Hospital Skilled Nursing Unit	BARREN	1	2	0	4	0
		MCCREARY	0	0	1	0	0
		MONROE	0	0	1	0	0
		Total	1	2	2	4	0
		ADD:4 Total	227	357	545	461	22
ADD:5	Baptist Health Hardin (NF)	HARDIN	0	1	1	3	0
		HART	0	0	1	0	0
		LARUE	0	0	1	1	0
		Total	0	1	3	4	0
	Brandenburg Nursing and Rehabilitation	BRECKINRIDGE	0	1	1	3	0
		BULLITT	0	0	1	0	0
		DAVIESS	0	0	0	1	0

**Table 30 - 2022 Kentucky Long Term Care Facility Patient Origin
Facility ADD and Facility by Patient County of Residence**

ADD	Facility Name	Patient County	Under 65	65-74	75-84	Over 85	Unknown
		HANCOCK	0	0	0	1	0
		HARDIN	1	3	2	2	0
		IN	0	0	1	0	0
		JEFFERSON	3	1	0	1	0
		MEADE	5	4	8	10	0
		OHIO	0	1	1	0	0
		TRIGG	1	0	0	0	0
		WASHINGTON	0	0	1	0	0
		Total	10	10	15	18	0
	Breckinridge Memorial Nursing Facility						
		BRECKINRIDGE	1	0	8	8	0
		MEADE	0	1	0	0	0
		Total	1	1	8	8	0
	Cedars Of Lebanon Nursing Center						
		LARUE	0	0	0	1	0
		MARION	0	2	4	1	0
		MERCER	0	1	0	0	0
		NELSON	1	0	0	0	0
		TAYLOR	1	0	0	0	0
		Total	2	3	4	2	0
	Elizabethtown Nursing and Rehab						
		FAYETTE	1	0	0	0	0
		GRAYSON	1	0	0	2	0
		HANCOCK	1	0	0	0	0
		HARDIN	11	8	9	9	0
		HART	0	1	1	0	0
		JEFFERSON	1	0	1	0	0
		LARUE	1	0	1	0	0
		NELSON	1	0	0	1	0
		Other	0	1	0	0	0

**Table 30 - 2022 Kentucky Long Term Care Facility Patient Origin
Facility ADD and Facility by Patient County of Residence**

ADD	Facility Name	Patient County	Under 65	65-74	75-84	Over 85	Unknown
		WARREN	0	0	1	0	0
		Total	17	10	13	12	0
	Flaget Memorial Hospital NF	MARION	0	1	0	0	0
		NELSON	0	1	2	1	0
		WASHINGTON	0	0	1	1	0
		Total	0	2	3	2	0
	Grayson Nursing and Rehabilitation	BRECKINRIDGE	0	1	1	1	0
		EDMONSON	0	1	1	0	0
		GRAYSON	3	9	15	19	0
		HARDIN	2	1	2	1	0
		JEFFERSON	1	0	1	0	0
		LARUE	0	0	0	1	0
		OHIO	0	1	1	0	0
		WARREN	1	0	0	0	0
		Total	7	13	21	22	0
	Hardinsburg Nursing and Rehabilitation	BRECKINRIDGE	7	11	15	13	0
		DAVIESS	1	0	1	0	0
		GRAYSON	0	3	2	2	0
		HARDIN	1	0	0	1	0
		JEFFERSON	0	0	1	0	0
		Total	9	14	19	16	0
	Helmwood Healthcare Center	BULLITT	0	0	1	0	0
		FAYETTE	0	0	0	1	0
		HARDIN	1	8	9	24	0
		LARUE	0	0	1	2	0
		MEADE	0	0	1	0	0

**Table 30 - 2022 Kentucky Long Term Care Facility Patient Origin
Facility ADD and Facility by Patient County of Residence**

ADD	Facility Name	Patient County	Under 65	65-74	75-84	Over 85	Unknown
		NELSON	0	0	1	0	0
		Total	1	8	13	27	0
	Kensington Center	DAVIESS	0	1	0	0	0
		GREEN	0	0	0	1	0
		HARDIN	11	22	12	13	0
		JEFFERSON	0	3	1	0	0
		LARUE	0	0	0	4	0
		MEADE	0	1	0	2	0
		NELSON	1	1	1	1	0
		TAYLOR	1	0	0	0	0
		WARREN	0	1	0	0	0
		Total	13	29	14	21	0
	Landmark of Bardstown Rehab and Nursing	ANDERSON	0	0	1	0	0
		BULLITT	2	2	0	1	0
		FAYETTE	1	1	0	0	0
		HARDIN	3	1	0	0	0
		JEFFERSON	0	2	1	0	0
		MARION	1	3	1	1	0
		NELSON	3	8	13	23	0
		OH	0	0	1	0	0
		OLDHAM	0	0	0	1	0
		Other	0	0	0	1	0
		SHELBY	1	0	1	0	0
		WASHINGTON	0	0	2	1	0
		WHITLEY	1	0	0	0	0
		Total	12	17	20	28	0
	Loretto Motherhouse Infirmary	MARION	0	1	4	24	0

**Table 30 - 2022 Kentucky Long Term Care Facility Patient Origin
Facility ADD and Facility by Patient County of Residence**

ADD	Facility Name	Patient County	Under 65	65-74	75-84	Over 85	Unknown
		MO	0	0	3	3	0
		NELSON	0	1	0	2	0
		WASHINGTON	0	0	0	1	0
		Total	0	2	7	30	0
	Radcliff Veterans Center						
		ADAIR	0	0	1	0	0
		BULLITT	0	0	4	0	0
		FAYETTE	0	1	0	0	0
		HARDIN	1	5	11	4	0
		JEFFERSON	0	4	3	4	0
		JESSAMINE	0	0	0	1	0
		LARUE	0	0	1	0	0
		MARION	0	0	0	1	0
		OLDHAM	0	0	1	1	0
		SIMPSON	0	1	0	0	0
		TRIMBLE	0	0	0	1	0
		Total	1	11	21	12	0
	Sansbury Care Center						
		JEFFERSON	0	0	0	1	0
		NELSON	0	1	0	2	0
		Other	0	0	0	2	0
		PULASKI	0	0	0	1	0
		WASHINGTON	0	0	6	26	0
		Total	0	1	6	32	0
	Signature Healthcare At Colonial Rehab						
		BULLITT	1	2	2	0	0
		HARDIN	1	0	0	0	0
		JEFFERSON	2	0	0	0	0
		MARION	0	0	1	0	0
		MERCER	1	0	0	0	0
		NELSON	5	9	10	4	0

**Table 30 - 2022 Kentucky Long Term Care Facility Patient Origin
Facility ADD and Facility by Patient County of Residence**

ADD	Facility Name	Patient County	Under 65	65-74	75-84	Over 85	Unknown
		SHELBY	1	0	0	0	0
		SPENCER	1	0	1	0	0
		WASHINGTON	0	2	2	0	0
		WHITLEY	0	0	1	0	0
		Total	12	13	17	4	0
	Signature Healthcare at North Hardin Rehab						
		BARREN	0	0	0	1	0
		BELL	1	0	0	0	0
		BRECKINRIDGE	1	0	0	0	0
		CHRISTIAN	1	0	0	0	0
		GRAYSON	0	1	1	0	0
		HARDIN	15	9	13	15	0
		HART	1	0	0	0	0
		JEFFERSON	0	0	1	1	0
		LARUE	0	2	0	1	0
		MEADE	0	5	4	3	0
		NELSON	1	0	0	0	0
		Other	5	5	7	9	0
		PULASKI	0	0	1	0	0
		TAYLOR	1	0	1	0	0
		WASHINGTON	1	0	0	0	0
		Total	27	22	28	30	0
	Signature Healthcare of Elizabethtown						
		BRECKINRIDGE	0	0	1	1	0
		BULLITT	0	1	2	0	0
		GRAYSON	0	0	0	1	0
		HARDIN	12	17	19	17	0
		HART	0	1	1	0	0
		JEFFERSON	0	1	0	0	0
		JESSAMINE	0	1	0	0	0
		LARUE	1	1	0	0	0

**Table 30 - 2022 Kentucky Long Term Care Facility Patient Origin
Facility ADD and Facility by Patient County of Residence**

ADD	Facility Name	Patient County	Under 65	65-74	75-84	Over 85	Unknown
		MEADE	0	0	0	1	0
		NELSON	0	1	0	1	0
		SPENCER	0	1	0	0	0
		TAYLOR	0	1	1	0	0
		Total	13	25	24	21	0
	Signature HealthCARE Sunrise Manor						
		ADAIR	0	0	1	0	0
		BRECKINRIDGE	0	0	0	1	0
		GRAYSON	0	2	0	1	0
		GREEN	0	1	0	0	0
		HARDIN	5	7	6	13	0
		HART	0	1	0	2	0
		JEFFERSON	1	0	0	0	0
		LARUE	5	9	11	17	0
		MEADE	0	1	0	0	0
		MUHLENBERG	0	1	0	0	0
		NELSON	0	2	5	0	0
		PULASKI	0	0	1	0	0
		TAYLOR	1	1	4	5	0
		Total	12	25	28	39	0
	Spring View Health and Rehab Center						
		BRECKINRIDGE	0	6	4	0	0
		EDMONSON	0	5	5	0	0
		GRAYSON	4	13	14	5	0
		HARDIN	0	7	0	0	0
		HART	0	5	0	0	0
		MEADE	0	2	0	0	0
		Total	4	38	23	5	0
	Springfield Nursing and Rehabilitation Center						
		ANDERSON	0	1	0	0	0
		BOYLE	0	2	2	0	0

**Table 30 - 2022 Kentucky Long Term Care Facility Patient Origin
Facility ADD and Facility by Patient County of Residence**

ADD	Facility Name	Patient County	Under 65	65-74	75-84	Over 85	Unknown
		CLARK	0	0	1	0	0
		FAYETTE	1	0	1	0	0
		FRANKLIN	0	1	0	0	0
		HARDIN	0	0	1	0	0
		JEFFERSON	1	0	0	0	0
		LEWIS	0	0	1	0	0
		LINCOLN	0	0	1	0	0
		MADISON	0	0	1	0	0
		MARION	2	3	4	1	0
		NELSON	1	2	3	0	0
		TN	0	1	0	0	0
		WASHINGTON	7	9	7	4	0
		Total	12	19	22	5	0
	The Village of Lebanon II						
		MARION	0	0	4	9	0
		Other	0	0	0	1	0
		WASHINGTON	0	0	0	3	0
		Total	0	0	4	13	0
	Village of Lebanon II (NF)						
		BOYLE	0	0	0	1	0
		MARION	0	0	5	7	0
		TAYLOR	0	0	1	0	0
		WASHINGTON	0	0	0	2	0
		Total	0	0	6	10	0
	Windsor Gardens CCRC						
		NELSON	0	0	0	0	0
		Total	0	0	0	0	0
		ADD:5 Total	153	264	319	361	0

**Table 30 - 2022 Kentucky Long Term Care Facility Patient Origin
Facility ADD and Facility by Patient County of Residence**

ADD	Facility Name	Patient County	Under 65	65-74	75-84	Over 85	Unknown
ADD:6	Barton House of Louisville 1	JEFFERSON	0	0	0	0	0
		Total	0	0	0	0	0
	Bedford Springs Health and Rehabilitation	CARROLL	1	2	2	1	0
		HARDIN	1	0	0	0	0
		HENRY	0	2	2	0	0
		JEFFERSON	1	3	3	2	0
		NELSON	1	0	0	0	0
		OLDHAM	2	3	4	1	0
		OWEN	0	1	0	0	0
		SPENCER	0	0	0	1	0
		TRIMBLE	4	2	5	2	0
		Total	10	13	16	7	0
	Bedrock HC at Green Meadows	BULLITT	0	25	23	20	0
		JEFFERSON	1	2	2	3	0
		NELSON	2	1	0	5	0
		SPENCER	0	0	2	0	0
		Total	3	28	27	28	0
	Cherokee Park Rehabilitation	JEFFERSON	4	4	9	10	0
		Total	4	4	9	10	0
	Christian Health Center of Louisville	JEFFERSON	13	29	32	25	0
		Total	13	29	32	25	0
	Clifton Oaks Care Center	JEFFERSON	0	12	57	30	5
		Total	0	12	57	30	5

**Table 30 - 2022 Kentucky Long Term Care Facility Patient Origin
Facility ADD and Facility by Patient County of Residence**

ADD	Facility Name	Patient County	Under 65	65-74	75-84	Over 85	Unknown
	Colonial Hall Manor	Other	0	0	0	0	0
		Total	0	0	0	0	0
	Colonial House of Shepherdsville	BULLITT	0	0	0	0	0
		Total	0	0	0	0	0
	Crestview Center	SHELBY	5	5	35	13	0
		Total	5	5	35	13	0
	Eastern Star Home in KY	BARREN	0	0	0	1	0
		BULLITT	0	0	0	1	0
		IN	0	0	1	0	0
		JEFFERSON	0	1	4	2	0
		OLDHAM	0	0	0	1	0
		Other	0	1	0	0	0
		Total	0	2	5	5	0
	Essex Nursing and Rehabilitation Center	BOONE	0	1	0	0	0
		BRECKINRIDGE	0	1	0	0	0
		BULLITT	1	1	0	5	0
		FAYETTE	0	0	1	0	0
		HARDIN	0	2	0	0	0
		HART	0	0	1	0	0
		HENDERSON	0	0	1	0	0
		IN	0	0	1	0	0
		JEFFERSON	9	29	35	25	0
		OH	0	0	0	1	0
		TN	0	0	1	0	0

**Table 30 - 2022 Kentucky Long Term Care Facility Patient Origin
Facility ADD and Facility by Patient County of Residence**

ADD	Facility Name	Patient County	Under 65	65-74	75-84	Over 85	Unknown
		WASHINGTON	0	1	0	0	0
		Total	10	35	40	31	0
	Forest Hills Commons						
		JEFFERSON	0	0	0	0	0
		Total	0	0	0	0	0
	Forest Springs Health Campus						
		BUTLER	0	0	0	1	0
		HENRY	1	0	0	0	0
		IN	0	0	0	1	0
		JEFFERSON	0	5	9	19	0
		OLDHAM	0	2	1	3	0
		Other	0	0	1	1	0
		SHELBY	0	1	1	1	0
		Total	1	8	12	26	0
	Franciscan Health Care Center						
		BRECKINRIDGE	0	0	0	1	0
		BULLITT	0	1	0	1	0
		FAYETTE	0	1	0	0	0
		JEFFERSON	1	9	18	31	0
		NELSON	0	0	0	1	0
		OLDHAM	0	1	0	0	0
		Total	1	12	18	34	0
	Glen Ridge Health Campus						
		BULLITT	0	0	2	2	0
		JEFFERSON	0	3	14	23	6
		NELSON	1	0	0	0	0
		OHIO	0	1	0	0	0
		OLDHAM	0	0	2	0	0
		SPENCER	0	2	0	0	0
		Total	1	6	18	25	6

**Table 30 - 2022 Kentucky Long Term Care Facility Patient Origin
Facility ADD and Facility by Patient County of Residence**

ADD	Facility Name	Patient County	Under 65	65-74	75-84	Over 85	Unknown
	Highlands Nursing and Rehabilitation Center	FRANKLIN	0	1	0	0	0
		JEFFERSON	51	42	35	7	0
		OLDHAM	0	0	0	1	0
		SHELBY	3	0	1	0	0
		Total	54	43	36	8	0
	Hillcreek Rehabilitation and Care	JEFFERSON	6	43	61	42	0
		Total	6	43	61	42	0
	Home of the Innocents	BARREN	1	0	0	0	0
		BOONE	2	0	0	0	0
		BRECKINRIDGE	1	0	0	0	0
		BULLITT	1	0	0	0	0
		CAMPBELL	1	0	0	0	0
		CHRISTIAN	1	0	0	0	0
		DAVISS	2	0	0	0	0
		EDMONSON	1	0	0	0	0
		FAYETTE	2	0	0	0	0
		GRANT	1	0	0	0	0
		GRAVES	1	0	0	0	0
		GRAYSON	1	0	0	0	0
		HARDIN	2	0	0	0	0
		HENRY	1	0	0	0	0
		HICKMAN	1	0	0	0	0
		IL	1	0	0	0	0
		IN	2	0	0	0	0
		JEFFERSON	36	0	0	0	0
		KENTON	1	0	0	0	0
		LAUREL	1	0	0	0	0
		LEE	1	0	0	0	0

**Table 30 - 2022 Kentucky Long Term Care Facility Patient Origin
Facility ADD and Facility by Patient County of Residence**

ADD	Facility Name	Patient County	Under 65	65-74	75-84	Over 85	Unknown
		LETCHER	1	0	0	0	0
		MADISON	1	0	0	0	0
		MARION	1	0	0	0	0
		MCCRACKEN	1	0	0	0	0
		OH	1	0	0	0	0
		OLDHAM	2	0	0	0	0
		Other	1	0	0	0	0
		PIKE	1	0	0	0	0
		PULASKI	1	0	0	0	0
		SCOTT	1	0	0	0	0
		SHELBY	1	0	0	0	0
		WARREN	1	0	0	0	0
		WEBSTER	1	0	0	0	0
		Total	75	0	0	0	0
	Jeffersontown Rehabilitation						
		JEFFERSON	22	26	26	15	0
		Total	22	26	26	15	0
	Kindred Hospital - Louisville						
		ALLEN	1	0	0	0	0
		BOYLE	1	0	0	0	0
		BULLITT	2	1	0	0	0
		CHRISTIAN	0	1	0	0	0
		CLARK	0	1	0	0	0
		FLOYD	0	1	0	0	0
		FRANKLIN	1	0	0	0	0
		GALLATIN	1	0	0	0	0
		HENRY	1	0	0	0	0
		HOPKINS	0	1	0	0	0
		JEFFERSON	13	4	6	0	0
		MCCRACKEN	1	0	0	0	0
		MONROE	1	1	0	0	0

**Table 30 - 2022 Kentucky Long Term Care Facility Patient Origin
Facility ADD and Facility by Patient County of Residence**

ADD	Facility Name	Patient County	Under 65	65-74	75-84	Over 85	Unknown
		PULASKI	0	1	0	0	0
		ROCKCASTLE	0	1	0	0	0
		SCOTT	1	0	0	0	0
		SPENCER	1	0	0	0	0
		Total	24	12	6	0	0
	Klondike Center	FAYETTE	0	0	2	0	0
		IN	0	1	0	0	0
		JEFFERSON	17	19	14	4	0
		SHELBY	0	1	0	0	0
		Total	17	21	16	4	0
	Landmark of Iroquois Park and Nursing Center	BULLITT	2	2	1	1	0
		JEFFERSON	17	29	13	14	0
		LARUE	2	1	1	1	0
		TRIMBLE	0	0	0	1	0
		Total	21	32	15	17	0
	Landmark of Louisville Rehab and Nursing	BOYD	1	0	0	0	0
		BULLITT	2	2	0	0	0
		HARDIN	1	0	0	0	0
		JEFFERSON	51	53	37	20	0
		JOHNSON	1	0	0	0	0
		LETCHER	1	0	0	0	0
		NELSON	0	0	1	0	0
		OLDHAM	1	0	0	0	0
		SHELBY	0	0	0	1	0
		Total	58	55	38	21	0
	Landmark of River City Rehabilitation and Nursing	JEFFERSON	20	45	13	5	5
		Total	20	45	13	5	5

**Table 30 - 2022 Kentucky Long Term Care Facility Patient Origin
Facility ADD and Facility by Patient County of Residence**

ADD	Facility Name	Patient County	Under 65	65-74	75-84	Over 85	Unknown
	Little Sisters of the Poor	FAYETTE	0	0	0	1	0
		JEFFERSON	0	0	7	19	0
		MARION	0	0	0	1	0
		VA	0	0	0	1	0
		Total	0	0	7	22	0
	Louisville East Post Acute	BRECKINRIDGE	0	0	1	2	0
		BULLITT	1	1	1	2	0
		CLARK	1	0	0	0	0
		FAYETTE	3	0	0	0	0
		FRANKLIN	1	0	0	0	0
		GREENUP	1	0	0	0	0
		HENRY	0	2	0	0	0
		IN	1	0	0	0	0
		JEFFERSON	24	36	42	31	0
		JESSAMINE	1	0	0	0	0
		KENTON	2	0	0	0	0
		MARION	0	0	1	0	0
		OLDHAM	3	1	2	1	0
		PIKE	0	1	0	0	0
		SCOTT	1	0	0	0	0
		SHELBY	1	1	0	0	0
		SPENCER	0	0	1	0	0
		TAYLOR	1	0	0	0	0
		WHITLEY	1	0	0	0	0
		Total	42	42	48	36	0
	Louisville Protestant Altenheim	CLARK	0	1	0	0	0
		FLOYD	0	1	0	0	0
		JEFFERSON	0	2	2	7	0

**Table 30 - 2022 Kentucky Long Term Care Facility Patient Origin
Facility ADD and Facility by Patient County of Residence**

ADD	Facility Name	Patient County	Under 65	65-74	75-84	Over 85	Unknown
		SHELBY	0	0	1	0	0
		Total	0	4	3	7	0
	Lyndon Woods Care and Rehabilitation						
		JEFFERSON	23	28	39	27	47
		Total	23	28	39	27	47
	Masonic Home of Louisville						
		BULLITT	1	0	1	2	0
		FAYETTE	0	0	0	1	0
		FRANKLIN	0	0	2	0	0
		JEFFERSON	9	21	42	47	0
		OH	0	0	1	0	0
		OLDHAM	0	2	0	0	0
		Total	10	23	46	50	0
	Masonic Home of Shelbyville						
		ANDERSON	0	2	2	0	0
		BULLITT	0	1	0	0	0
		FRANKLIN	0	7	0	0	0
		HENRY	0	4	0	0	0
		JEFFERSON	0	0	4	0	0
		MERCER	0	0	2	0	0
		Other	0	0	11	0	0
		SHELBY	0	0	24	0	0
		SPENCER	0	4	0	0	0
		Total	0	18	43	0	0
	Nazareth Home						
		IN	0	0	0	1	0
		JEFFERSON	5	8	37	56	0
		NELSON	0	0	0	1	0
		SHELBY	0	0	0	1	0
		Total	5	8	37	59	0

**Table 30 - 2022 Kentucky Long Term Care Facility Patient Origin
Facility ADD and Facility by Patient County of Residence**

ADD	Facility Name	Patient County	Under 65	65-74	75-84	Over 85	Unknown
	Nazareth Home Clifton	BULLITT	0	1	0	2	0
		FLOYD	0	0	0	0	1
		JEFFERSON	0	6	18	67	0
		NELSON	0	0	1	0	0
		OLDHAM	0	0	0	1	0
		SPENCER	0	1	0	0	0
		TN	0	0	0	1	0
		Total	0	8	19	71	1
	New Castle Nursing and Rehab	BULLITT	0	0	1	0	0
		CARROLL	0	1	0	0	0
		CHRISTIAN	1	0	0	0	0
		FAYETTE	0	1	0	0	0
		FRANKLIN	1	1	2	0	0
		HENRY	1	7	6	16	0
		IN	0	0	1	0	0
		JACKSON	1	0	0	0	0
		JEFFERSON	0	0	0	4	0
		KENTON	0	0	0	1	0
		NELSON	0	0	1	0	0
		OLDHAM	1	0	0	1	0
		OWEN	0	0	1	0	0
		SCOTT	0	0	1	0	0
		SHELBY	0	1	1	0	0
		TRIMBLE	0	1	0	0	0
		Total	5	12	14	22	0
	Park Louisville	JEFFERSON	0	0	0	0	0
		Total	0	0	0	0	0

**Table 30 - 2022 Kentucky Long Term Care Facility Patient Origin
Facility ADD and Facility by Patient County of Residence**

ADD	Facility Name	Patient County	Under 65	65-74	75-84	Over 85	Unknown
	Park Terrace Health Campus	JEFFERSON	19	31	30	0	0
		Total	19	31	30	0	0
	Regency Center	BULLITT	2	2	1	0	0
		FAYETTE	1	0	0	0	0
		HARDIN	3	0	0	0	0
		HART	1	0	0	0	0
		HOPKINS	0	0	1	0	0
		IN	0	1	0	0	0
		JEFFERSON	24	32	17	9	0
		SHELBY	1	0	0	0	0
		SPENCER	1	0	0	0	0
		TAYLOR	1	0	0	0	0
		Total	34	35	19	9	0
	Richwood Nursing and Rehab	BRECKINRIDGE	0	0	2	0	0
		CARROLL	0	1	0	0	0
		FAYETTE	0	0	1	0	0
		FRANKLIN	0	0	0	1	0
		HARRISON	0	0	0	1	0
		HENRY	2	1	5	2	0
		IN	0	1	0	0	0
		JEFFERSON	4	13	18	10	0
		LARUE	0	0	1	0	0
		OLDHAM	2	9	18	9	0
		RUSSELL	0	0	1	1	0
		SHELBY	0	0	0	1	0
		SPENCER	0	0	1	0	0

**Table 30 - 2022 Kentucky Long Term Care Facility Patient Origin
Facility ADD and Facility by Patient County of Residence**

ADD	Facility Name	Patient County	Under 65	65-74	75-84	Over 85	Unknown
		TRIMBLE	0	0	2	0	0
		Total	8	25	49	25	0
	Rivers Edge Nursing and Rehabilitation Center	ADAIR	0	0	1	0	0
		BOONE	0	1	0	0	0
		BULLITT	0	0	1	0	0
		CARROLL	0	0	1	0	0
		IN	0	1	0	0	0
		JEFFERSON	8	23	20	12	0
		LINCOLN	1	0	0	0	0
		MERCER	1	0	0	0	0
		NELSON	0	1	0	0	0
		OLDHAM	0	0	0	1	0
		Other	0	0	2	1	0
		SHELBY	1	0	1	0	0
		TAYLOR	1	0	0	0	0
		Total	12	26	26	14	0
	Sanders Ridge Health Campus	BARREN	0	0	1	0	0
		BULLITT	0	4	3	7	0
		JEFFERSON	2	0	10	15	0
		NELSON	0	0	4	1	0
		SPENCER	1	0	1	2	0
		WASHINGTON	0	1	0	0	0
		Total	3	5	19	25	0
	Seneca Place	BULLITT	1	0	1	0	0
		FAYETTE	1	0	0	0	0
		FRANKLIN	1	0	0	0	0
		HARDIN	0	0	1	0	0

**Table 30 - 2022 Kentucky Long Term Care Facility Patient Origin
Facility ADD and Facility by Patient County of Residence**

ADD	Facility Name	Patient County	Under 65	65-74	75-84	Over 85	Unknown
		JEFFERSON	22	25	23	13	0
		OLDHAM	0	0	1	0	0
		Other	0	0	0	0	0
		ROCKCASTLE	1	0	0	0	0
		SHELBY	0	1	0	0	0
		Total	26	26	26	13	0
	Shelby Farms Senior Living						
		SHELBY	0	0	0	0	0
		Total	0	0	0	0	0
	Signature Healthcare At Jefferson Manor Rehab						
		ANDERSON	0	1	0	0	0
		BULLITT	0	0	1	1	0
		CARROLL	0	0	1	0	0
		DAVIESS	0	1	0	0	0
		HENRY	0	0	0	2	0
		IN	0	0	1	0	0
		JEFFERSON	8	14	25	14	0
		OLDHAM	0	0	1	0	0
		SHELBY	0	0	0	3	0
		Total	8	16	29	20	0
	Signature Healthcare at Jefferson Place Rehab						
		BULLITT	0	1	0	0	0
		IN	0	1	1	0	0
		JEFFERSON	6	18	17	22	0
		OLDHAM	0	0	2	3	0
		SHELBY	0	0	2	0	0
		SPENCER	0	0	0	1	0
		Total	6	20	22	26	0
	Signature Healthcare At Rockford Rehab						
		BULLITT	0	0	0	1	0
		DAVIESS	1	0	0	0	0

**Table 30 - 2022 Kentucky Long Term Care Facility Patient Origin
Facility ADD and Facility by Patient County of Residence**

ADD	Facility Name	Patient County	Under 65	65-74	75-84	Over 85	Unknown
		JEFFERSON	16	17	10	3	0
		MEADE	0	0	0	1	0
		Other	0	0	0	0	31
		TAYLOR	0	1	0	0	0
		VA	0	0	1	0	0
		Total	17	18	11	5	31
	Signature Healthcare at U of L Mary & Elizabeth Hosp						
		BULLITT	0	0	0	1	0
		JEFFERSON	2	5	8	5	0
		Total	2	5	8	6	0
	Signature Healthcare of East Louisville						
		BULLITT	1	0	1	0	0
		CLARK	0	1	0	0	0
		DAVISS	0	0	0	1	0
		HENRY	0	1	0	0	0
		JEFFERSON	0	0	0	0	1
		RUSSELL	0	1	0	0	0
		SHELBY	0	0	0	1	0
		TAYLOR	0	0	1	0	0
		Total	1	3	2	2	1
	Signature Healthcare of South Louisville						
		BULLITT	1	2	2	1	0
		FLOYD	0	0	1	0	0
		GRAYSON	0	0	0	1	0
		JEFFERSON	4	16	13	21	0
		Total	5	18	16	23	0
	Signature Healthcare of Spencer County						
		ANDERSON	0	0	1	0	0
		BRECKINRIDGE	0	0	0	1	0
		BULLITT	0	3	1	1	0
		CLARK	0	1	0	0	0

**Table 30 - 2022 Kentucky Long Term Care Facility Patient Origin
Facility ADD and Facility by Patient County of Residence**

ADD	Facility Name	Patient County	Under 65	65-74	75-84	Over 85	Unknown
		FAYETTE	0	0	1	0	0
		FRANKLIN	0	0	0	1	0
		HENRY	0	0	2	0	0
		JEFFERSON	0	5	6	3	0
		MAGOFFIN	0	0	1	0	0
		NELSON	0	2	2	0	0
		OLDHAM	0	0	0	2	0
		Other	0	0	1	0	0
		PULASKI	0	0	1	0	0
		SHELBY	3	3	2	0	0
		SPENCER	3	9	8	12	0
		TN	0	1	0	0	0
		WASHINGTON	0	1	1	1	0
		Total	6	25	27	21	0
	St Matthews Care Center						
		ANDERSON	0	0	0	0	0
		CLAY	0	1	0	0	0
		FAYETTE	0	1	0	0	0
		GRAYSON	0	0	0	0	0
		HARDIN	0	0	0	0	0
		JEFFERSON	0	0	0	0	0
		MARION	0	0	0	0	0
		MEADE	0	1	0	0	0
		MO	0	0	1	0	0
		OLDHAM	0	0	1	0	0
		SHELBY	4	0	0	0	0
		SPENCER	0	0	0	1	0
		Total	4	3	2	1	0
	Storypoint Prospect						
		JEFFERSON	0	2	15	33	0
		Total	0	2	15	33	0

**Table 30 - 2022 Kentucky Long Term Care Facility Patient Origin
Facility ADD and Facility by Patient County of Residence**

ADD	Facility Name	Patient County	Under 65	65-74	75-84	Over 85	Unknown
	Summerfield Rehab and Wellness	BOONE	1	0	0	0	0
		IN	0	0	0	1	0
		JEFFERSON	13	27	22	12	0
		TN	0	0	0	1	0
		Total	14	27	22	14	0
	Sycamore Heights Health and Rehab	JEFFERSON	21	25	18	8	0
		Total	21	25	18	8	0
	The Episcopal Church Home	JEFFERSON	0	2	8	11	0
		Total	0	2	8	11	0
	The Grand Senior Living	JEFFERSON	0	0	0	0	0
		Total	0	0	0	0	0
	The Legacy at English Station	Other	0	0	0	0	0
		Total	0	0	0	0	0
	The Springs at Stony Brook	BULLITT	0	0	1	1	0
		JEFFERSON	0	9	9	21	21
		OLDHAM	0	1	0	1	0
		Other	0	2	2	5	0
		Total	0	12	12	28	21
	The Willows at Springhurst	BULLITT	0	0	0	1	0
		FAYETTE	0	1	0	0	0
		HENRY	0	0	3	0	0
		JEFFERSON	6	6	8	13	0
		OLDHAM	0	0	0	5	0
		Total	6	7	11	19	0

**Table 30 - 2022 Kentucky Long Term Care Facility Patient Origin
Facility ADD and Facility by Patient County of Residence**

ADD	Facility Name	Patient County	Under 65	65-74	75-84	Over 85	Unknown
	Treyton Oaks Towers	HOPKINS	0	0	1	0	0
		IN	0	0	0	1	0
		JEFFERSON	2	11	13	19	0
		Total	2	11	14	20	0
	Valhalla Post Acute	BULLITT	1	1	2	0	0
		FRANKLIN	1	0	0	0	0
		HENRY	1	0	0	0	0
		JEFFERSON	16	22	35	42	0
		NELSON	0	0	0	1	0
		OLDHAM	1	2	5	3	0
		SHELBY	0	0	2	4	0
		SPENCER	0	0	2	1	0
		Total	20	25	46	51	0
	Wesley Manor	JEFFERSON	3	7	23	25	0
		Total	3	7	23	25	0
	Westminster Terrace	CLARK	0	1	0	0	0
		FAYETTE	0	1	0	0	0
		IL	0	0	1	0	0
		JEFFERSON	7	7	15	12	0
		SPENCER	1	0	0	0	0
		TN	0	0	0	1	0
		Total	8	9	16	13	0
	Westport Place Health Campus	JEFFERSON	0	9	15	28	0
		OLDHAM	0	0	1	1	0
		Other	0	0	1	2	0
		Total	0	9	17	31	0

**Table 30 - 2022 Kentucky Long Term Care Facility Patient Origin
Facility ADD and Facility by Patient County of Residence**

ADD	Facility Name	Patient County	Under 65	65-74	75-84	Over 85	Unknown
		ADD:6 Total	655	966	1,224	1,083	117
ADD:7	Boonespring Transitional Care Center						
		BOONE	4	62	12	5	0
		CAMPBELL	0	4	1	1	0
		FLEMING	0	1	0	0	0
		GRANT	0	4	1	3	0
		IN	0	1	1	0	0
		KENTON	1	5	16	5	0
		OH	0	1	1	2	0
		Total	5	78	32	16	0
	Bridgepoint Care and Rehabilitation Center						
		BOONE	27	23	7	5	0
		CAMPBELL	3	4	1	0	0
		FAYETTE	1	0	1	0	0
		FRANKLIN	1	2	3	0	0
		GRANT	1	1	1	0	0
		HARRISON	1	0	0	0	0
		JEFFERSON	6	0	1	0	0
		KENTON	10	6	7	2	0
		NICHOLAS	4	3	0	0	0
		OH	1	0	0	0	0
		Other	1	0	0	0	0
		OWEN	3	0	2	0	0
		TN	1	0	0	0	0
		Total	60	39	23	7	0
	Carmel Manor						
		BOONE	0	1	2	5	0
		CAMPBELL	1	3	11	45	0
		HARRISON	0	1	0	0	0
		JEFFERSON	0	0	0	1	0

**Table 30 - 2022 Kentucky Long Term Care Facility Patient Origin
Facility ADD and Facility by Patient County of Residence**

ADD	Facility Name	Patient County	Under 65	65-74	75-84	Over 85	Unknown
		OH	0	2	3	5	0
		Total	1	7	16	56	0
	Coldspring Transitional Care Center						
		BOONE	0	5	2	2	0
		BRACKEN	1	0	3	0	0
		CAMPBELL	4	25	19	22	0
		CARROLL	0	0	1	0	0
		GRANT	0	0	2	2	0
		IL	0	1	0	0	0
		IN	1	0	1	0	0
		KENTON	2	15	10	7	0
		MASON	0	0	1	1	0
		OH	1	0	1	1	0
		Other	1	0	0	0	0
		PENDLETON	1	1	2	1	0
		ROWAN	0	0	1	0	0
		Total	11	47	43	36	0
	Dominion Senior Living of Florence						
		BOONE	0	1	1	1	0
		KENTON	0	1	1	1	0
		Total	0	2	2	2	0
	Emerald Trace						
		BOONE	0	2	12	9	0
		CAMPBELL	0	0	1	0	0
		GRANT	0	1	0	2	0
		IN	0	1	0	0	0
		KENTON	0	5	15	0	15
		OH	0	0	1	0	0
		Total	0	9	29	11	15

**Table 30 - 2022 Kentucky Long Term Care Facility Patient Origin
Facility ADD and Facility by Patient County of Residence**

ADD	Facility Name	Patient County	Under 65	65-74	75-84	Over 85	Unknown
	Florence Park Care Center	BOONE	11	53	61	7	0
		CAMPBELL	0	6	7	0	0
		KENTON	3	19	29	0	0
		OH	2	8	6	1	0
		Total	16	86	103	8	0
	Gallatin Nursing and Rehab	BOONE	3	5	8	7	0
		BOYD	0	0	1	0	0
		CAMPBELL	1	2	0	1	0
		CARROLL	3	1	5	4	0
		FAYETTE	1	0	0	0	0
		FRANKLIN	0	0	1	0	0
		GALLATIN	4	4	11	8	0
		GRANT	4	3	3	6	0
		HARRISON	0	1	0	0	0
		KENTON	2	6	2	2	0
		LINCOLN	0	0	1	0	0
		MADISON	1	0	1	0	0
		MO	0	0	0	1	0
		OH	0	0	1	0	0
		OWEN	1	0	3	2	0
		PENDLETON	0	0	1	0	0
		POWELL	0	1	0	0	0
		ROCKCASTLE	0	1	0	0	0
		SCOTT	0	1	0	0	0
		Total	20	25	38	31	0
	Grant Center	GRANT	19	15	26	22	0
		Total	19	15	26	22	0

**Table 30 - 2022 Kentucky Long Term Care Facility Patient Origin
Facility ADD and Facility by Patient County of Residence**

ADD	Facility Name	Patient County	Under 65	65-74	75-84	Over 85	Unknown
	Highlandspring of Ft Thomas	BOONE	2	3	4	7	0
		BRACKEN	0	0	0	1	0
		CAMPBELL	4	14	16	31	0
		FAYETTE	0	0	1	0	0
		KENTON	3	8	14	8	0
		Other	0	0	0	0	13
		PENDLETON	0	0	2	0	0
		Total	9	25	37	47	13
	Ivy Knoll	KENTON	0	0	0	0	0
		Total	0	0	0	0	0
	Jonesville Rest Home	GRANT	25	0	1	0	0
		Total	25	0	1	0	0
	Madonna Manor	BOONE	0	0	6	5	0
		CAMPBELL	1	0	0	1	0
		GRANT	0	0	0	1	0
		KENTON	0	3	5	27	0
		MUHLENBERG	0	0	1	0	0
		OHIO	0	0	1	0	0
		Total	1	3	13	34	0
	Owenton Healthcare and Rehabilitation	BOONE	1	0	0	0	0
		BOURBON	1	1	0	0	0
		CAMPBELL	1	0	0	0	0
		CARROLL	1	0	1	0	0
		CLAY	1	0	0	0	0
		FAYETTE	1	3	5	0	0
		FRANKLIN	4	1	1	0	0

**Table 30 - 2022 Kentucky Long Term Care Facility Patient Origin
Facility ADD and Facility by Patient County of Residence**

ADD	Facility Name	Patient County	Under 65	65-74	75-84	Over 85	Unknown
		GALLATIN	0	1	0	0	0
		GRANT	1	0	2	1	0
		HARRISON	1	0	0	0	0
		JEFFERSON	1	1	1	0	0
		KENTON	2	3	0	2	0
		MADISON	0	1	1	0	0
		MERCER	0	1	0	0	0
		OLDHAM	1	0	0	0	0
		Other	1	0	0	0	0
		OWEN	5	8	9	8	0
		SCOTT	0	0	2	0	0
		WOODFORD	0	2	0	0	0
		Total	22	22	22	11	0
	River Valley Nursing Home						
		BOONE	0	0	0	0	0
		BRACKEN	1	0	1	3	0
		CAMPBELL	1	4	2	6	0
		FAYETTE	0	0	1	0	0
		GRANT	0	0	1	1	0
		HARRISON	1	1	0	0	0
		KENTON	1	1	0	2	0
		OWEN	0	1	0	0	0
		PENDLETON	1	3	4	12	0
		PULASKI	0	0	0	1	0
		Total	5	10	9	25	0
	Rosedale Green						
		BATH	0	1	0	0	0
		BOONE	2	0	9	16	0
		BOYLE	0	0	0	1	0
		CAMPBELL	0	1	4	6	0
		GALLATIN	0	1	0	0	0

**Table 30 - 2022 Kentucky Long Term Care Facility Patient Origin
Facility ADD and Facility by Patient County of Residence**

ADD	Facility Name	Patient County	Under 65	65-74	75-84	Over 85	Unknown
		GRANT	0	0	1	1	0
		HARRISON	1	0	0	0	0
		KENTON	2	13	23	60	0
		MADISON	0	0	1	0	0
		OH	0	0	1	0	0
		Other	0	0	1	0	0
		SCOTT	0	0	1	0	0
		TAYLOR	0	0	0	1	0
		Total	5	16	41	85	0
	Signature Healthcare of Carrollton Rehab						
		BOONE	0	0	1	0	0
		CARROLL	3	5	12	10	0
		FAYETTE	0	0	1	0	0
		GRANT	0	2	0	0	0
		HENRY	1	0	1	0	0
		JEFFERSON	0	0	1	0	0
		KENTON	0	1	0	1	0
		MADISON	1	0	0	0	0
		MARION	0	0	1	0	0
		MORGAN	0	0	1	0	0
		OLDHAM	0	0	1	0	0
		OWEN	1	0	0	1	0
		PENDLETON	1	0	0	0	0
		PULASKI	0	1	0	0	0
		TRIMBLE	1	2	0	0	0
		Total	8	11	19	12	0
	St Elizabeth Florence SNF						
		BOONE	0	1	2	1	0
		CAMPBELL	0	0	0	1	0
		KENTON	0	0	1	0	0
		Total	0	1	3	2	0

**Table 30 - 2022 Kentucky Long Term Care Facility Patient Origin
Facility ADD and Facility by Patient County of Residence**

ADD	Facility Name	Patient County	Under 65	65-74	75-84	Over 85	Unknown
	St Elizabeth FT Thomas SNF	BOONE	0	2	2	1	0
		CAMPBELL	1	2	3	2	0
		KENTON	0	1	1	0	0
		OH	0	0	0	1	0
		Total	1	5	6	4	0
	The Front Gate	PENDLETON	0	0	0	0	0
		Total	0	0	0	0	0
	The Pavilion at Kenton	BOONE	1	2	2	2	0
		CAMPBELL	3	6	3	2	0
		GRANT	0	1	0	0	0
		JEFFERSON	1	0	0	0	0
		KENTON	12	17	11	6	0
		OH	0	2	0	0	0
		Other	0	0	0	0	0
		OWEN	1	0	0	0	0
		Total	18	28	16	10	0
	The Seasons at Alexandria	CAMPBELL	0	26	32	10	0
		KENTON	0	12	15	4	0
		Total	0	38	47	14	0
	Valley Haven Rest Home	CARROLL	0	0	0	0	0
		Total	0	0	0	0	0
	Village Care Center	BOONE	2	3	6	9	0
		CAMPBELL	2	1	0	5	0
		FLOYD	0	0	1	0	0
		GRANT	0	0	2	0	0

**Table 30 - 2022 Kentucky Long Term Care Facility Patient Origin
Facility ADD and Facility by Patient County of Residence**

ADD	Facility Name	Patient County	Under 65	65-74	75-84	Over 85	Unknown
		JEFFERSON	1	0	0	0	0
		KENTON	0	10	16	21	0
		LAUREL	1	0	0	0	0
		LEE	0	1	0	0	0
		OH	1	1	0	1	0
		OWEN	0	1	0	0	0
		PENDLETON	0	0	0	1	0
		Total	7	17	25	37	0
	Villaspring of Erlanger	BOONE	1	14	14	8	0
		CAMPBELL	0	1	2	2	0
		FAYETTE	0	1	0	0	0
		GALLATIN	0	1	0	0	0
		GRANT	1	2	2	2	0
		KENTON	5	16	22	21	0
		OH	0	0	2	2	0
		Other	0	0	3	1	0
		PENDLETON	1	0	1	0	0
		Total	8	35	46	36	0
	Woodcrest Nursing and Rehabilitation Center	BOONE	6	5	12	7	0
		BREATHITT	1	0	0	0	0
		CAMPBELL	3	4	5	3	0
		CARROLL	0	1	0	0	0
		FAYETTE	1	0	0	0	0
		GALLATIN	1	0	0	1	0
		GRANT	0	1	2	1	0
		IL	1	0	0	0	0
		KENTON	7	10	11	6	0
		MADISON	1	0	0	0	0
		OH	1	0	2	0	0

**Table 30 - 2022 Kentucky Long Term Care Facility Patient Origin
Facility ADD and Facility by Patient County of Residence**

ADD	Facility Name	Patient County	Under 65	65-74	75-84	Over 85	Unknown
		Other	0	0	1	0	0
		OWEN	0	1	0	0	0
		PENDLETON	0	1	1	0	0
		SCOTT	0	1	0	0	0
		Total	22	24	34	18	0
		ADD:7 Total	263	543	631	524	28
ADD:8	Bracken County Post-Acute and Rehabilitation Center	BOONE	1	0	1	0	0
		BRACKEN	1	2	3	3	0
		CAMPBELL	0	0	1	0	0
		FAYETTE	1	0	1	0	0
		KENTON	0	1	0	0	0
		MADISON	0	0	0	1	0
		MASON	2	0	2	1	0
		OH	1	0	0	0	0
		Other	1	0	0	0	0
		OWEN	1	0	0	0	0
		PENDLETON	2	0	0	0	0
		WHITLEY	0	0	1	0	0
		Total	10	3	9	5	0
	Maysville Nursing and Rehabilitation Facility	BELL	0	0	1	0	0
		BOYD	0	0	1	0	0
		BRACKEN	1	1	0	1	0
		FAYETTE	0	1	1	0	0
		FLEMING	1	2	0	3	0
		HARRISON	0	4	1	0	0
		LEWIS	2	5	0	0	0
		MASON	16	22	33	5	0
		MONTGOMERY	0	0	1	0	0

**Table 30 - 2022 Kentucky Long Term Care Facility Patient Origin
Facility ADD and Facility by Patient County of Residence**

ADD	Facility Name	Patient County	Under 65	65-74	75-84	Over 85	Unknown
		NICHOLAS	2	6	4	2	0
		OH	0	0	1	0	0
		PENDLETON	0	0	0	1	0
		ROBERTSON	1	0	1	0	0
		ROWAN	0	0	1	0	0
		Total	23	41	45	12	0
	Pioneer Trace Nursing Home						
		BATH	0	2	0	0	0
		BOONE	0	0	1	0	0
		BOURBON	0	0	1	0	0
		FAYETTE	0	0	1	0	0
		FLEMING	3	6	15	15	0
		KENTON	0	0	1	0	0
		LEWIS	1	0	2	3	0
		MASON	0	1	4	5	0
		MONTGOMERY	0	0	0	1	0
		MORGAN	0	0	1	0	0
		OH	0	1	1	1	0
		ROBERTSON	0	0	1	0	0
		ROWAN	0	1	1	2	0
		SCOTT	0	0	0	1	0
		WOODFORD	0	1	0	0	0
		Total	4	12	29	28	0
	Robertson County Health Care Facility						
		BOURBON	0	1	0	0	0
		CLARK	0	0	0	1	0
		FLEMING	4	0	0	2	0
		HARRISON	0	1	3	2	0
		Other	0	0	0	0	1
		ROBERTSON	1	0	0	1	0
		Total	5	2	3	6	1

**Table 30 - 2022 Kentucky Long Term Care Facility Patient Origin
Facility ADD and Facility by Patient County of Residence**

ADD	Facility Name	Patient County	Under 65	65-74	75-84	Over 85	Unknown
	Vanceburg Rehabilitation and Care	LEWIS	5	13	37	29	2
		Total	5	13	37	29	2
		ADD:8 Total	47	71	123	80	3
ADD:9	Edgewood Estates	BATH	0	0	1	1	0
		CLARK	0	0	1	0	0
		FAYETTE	0	0	0	1	0
		IN	0	0	0	1	0
		MENIFEE	5	5	6	3	0
		MONTGOMERY	2	1	1	3	0
		MORGAN	0	2	1	4	0
		OH	0	0	1	0	0
		ROWAN	0	1	3	0	0
		WOLFE	0	0	1	0	0
		Total	7	9	15	13	0
	Life Care Center of Morehead	BATH	4	4	1	4	0
		BOYD	1	0	0	0	0
		CARTER	1	3	3	2	0
		ELLIOTT	0	1	1	0	0
		FAYETTE	1	0	0	0	0
		JOHNSON	0	0	1	0	0
		LEWIS	2	0	0	0	0
		MASON	1	1	0	0	0
		MONTGOMERY	1	4	1	0	0
		MORGAN	4	0	1	0	0
		OH	1	0	0	0	0

**Table 30 - 2022 Kentucky Long Term Care Facility Patient Origin
Facility ADD and Facility by Patient County of Residence**

ADD	Facility Name	Patient County	Under 65	65-74	75-84	Over 85	Unknown
		ROWAN	8	12	14	13	0
		Total	24	25	22	19	0
	Ridgeway Nursing and Rehabilitation	ALLEN	0	1	0	0	0
		BATH	4	12	12	17	0
		CARTER	0	1	3	0	0
		CLARK	1	0	1	0	0
		ELLIOTT	0	1	0	0	0
		FAYETTE	1	1	0	0	0
		FLEMING	0	0	1	1	0
		MENIFEE	1	2	0	0	0
		MONTGOMERY	5	1	7	1	0
		MORGAN	0	0	1	0	0
		Other	0	0	1	0	0
		PIKE	0	0	0	1	0
		ROWAN	4	3	3	5	0
		SCOTT	0	0	0	1	0
		WOODFORD	1	0	0	0	0
		Total	17	22	29	26	0
	St Claire Medical Center TCU	ROWAN	0	0	0	0	0
		Total	0	0	0	0	0
	West Liberty Nursing and Rehabilitation Center	BATH	0	1	0	0	0
		BOURBON	1	1	0	0	0
		BOYD	0	0	2	0	0
		BREATHITT	0	2	0	0	0
		CARTER	0	2	0	0	0
		ELLIOTT	0	1	0	1	0
		FAYETTE	0	0	1	0	0

**Table 30 - 2022 Kentucky Long Term Care Facility Patient Origin
Facility ADD and Facility by Patient County of Residence**

ADD	Facility Name	Patient County	Under 65	65-74	75-84	Over 85	Unknown
		FLEMING	0	0	1	0	0
		FLOYD	0	0	1	0	0
		GREENUP	0	0	1	1	0
		JOHNSON	0	1	2	0	0
		LETCHER	0	0	0	1	0
		MAGOFFIN	0	2	2	0	0
		MASON	0	1	0	0	0
		MENIFEE	0	3	0	0	0
		MONTGOMERY	0	1	0	0	0
		MORGAN	0	4	0	0	0
		Other	0	1	0	1	0
		PERRY	0	0	1	0	0
		PIKE	1	0	1	0	0
		POWELL	0	2	0	0	0
		ROWAN	0	1	3	0	0
		WOLFE	0	4	0	0	0
		Total	2	27	15	4	0
	Windsor Care Center	BATH	0	1	1	1	0
		CLARK	0	1	2	2	0
		FAYETTE	0	0	1	0	0
		FLOYD	0	2	3	0	0
		MENIFEE	0	1	0	1	0
		MONTGOMERY	2	16	20	30	0
		MORGAN	0	2	3	0	0
		NELSON	0	0	2	0	0
		PENDLETON	0	1	3	0	0
		POWELL	0	0	2	1	0
		ROWAN	1	0	2	2	0
		VA	0	0	0	1	0
		Total	3	24	39	38	0

**Table 30 - 2022 Kentucky Long Term Care Facility Patient Origin
Facility ADD and Facility by Patient County of Residence**

ADD	Facility Name	Patient County	Under 65	65-74	75-84	Over 85	Unknown
		ADD:9 Total	53	107	120	100	0
ADD:10							
	Boyd Nursing and Rehabilitation Center						
		BOYD	14	14	14	14	0
		Total	14	14	14	14	0
	Carter Nursing and Rehabilitation Center						
		BOYD	9	1	8	0	0
		CARTER	7	15	26	26	0
		ELLIOTT	0	1	0	1	0
		GREENUP	1	0	0	2	0
		LAWRENCE	0	3	2	0	0
		OH	2	0	0	0	0
		PIKE	0	1	0	0	0
		ROWAN	1	5	1	0	0
		WARREN	0	1	0	0	0
		WV	0	0	1	1	0
		Total	20	27	38	30	0
	Elliott Nursing and Rehabilitation Center						
		BOYD	1	0	1	0	0
		CARTER	0	4	6	8	0
		ELLIOTT	2	7	3	4	0
		FLEMING	0	1	0	1	0
		GREENUP	1	0	0	1	0
		JOHNSON	1	0	0	1	0
		LAWRENCE	1	1	0	1	0
		LEWIS	0	0	0	1	0
		MARTIN	0	1	0	0	0
		MONTGOMERY	0	0	1	0	0
		MORGAN	0	2	2	2	0
		ROWAN	4	2	6	2	0

**Table 30 - 2022 Kentucky Long Term Care Facility Patient Origin
Facility ADD and Facility by Patient County of Residence**

ADD	Facility Name	Patient County	Under 65	65-74	75-84	Over 85	Unknown
		WOLFE	0	1	0	1	0
		Total	10	19	19	22	0
	Frasures Personal Care Home						
		GREENUP	0	0	0	0	0
		Total	0	0	0	0	0
	King's Daughters Rehab and Skilled Nursing Facility						
		BOYD	0	0	0	0	0
		Total	0	0	0	0	0
	Kingsbrook Lifecare Center						
		BOYD	9	10	27	23	0
		CAMPBELL	0	1	0	0	0
		CARTER	1	1	4	5	0
		ELLIOTT	1	0	0	0	0
		GREENUP	3	8	10	5	0
		LAWRENCE	0	0	0	0	0
		MARTIN	0	0	0	2	0
		OH	0	3	4	5	0
		WV	1	0	2	1	0
		Total	15	23	47	41	0
	Morning Pointe of Russell						
		GREENUP	0	0	0	0	0
		Total	0	0	0	0	0
	Oakmont Manor						
		BOYD	3	0	1	1	0
		CARTER	0	0	0	2	0
		FAYETTE	0	1	0	0	0
		GREENUP	0	1	7	4	0
		JEFFERSON	0	0	1	0	0
		LAWRENCE	2	0	0	0	0
		OH	0	0	1	1	0

**Table 30 - 2022 Kentucky Long Term Care Facility Patient Origin
Facility ADD and Facility by Patient County of Residence**

ADD	Facility Name	Patient County	Under 65	65-74	75-84	Over 85	Unknown
		Other	0	0	0	0	56
		Total	5	2	10	8	56
	South Shore Nursing and Rehabilitation Center	BATH	0	0	1	0	0
		BOYD	6	4	0	0	0
		CARTER	2	1	2	3	0
		FAYETTE	0	1	1	0	0
		GREENUP	3	4	6	6	0
		JOHNSON	0	0	1	0	0
		LEWIS	2	0	0	1	0
		OH	0	3	1	0	0
		WV	1	0	0	0	0
		Total	14	13	12	10	0
	The Jordan Center	CARROLL	0	1	0	0	0
		ELLIOTT	1	0	0	0	0
		FLOYD	1	0	0	0	0
		JOHNSON	0	0	1	0	0
		LAWRENCE	5	11	13	8	0
		MADISON	1	0	0	0	0
		MARTIN	4	0	2	1	0
		Other	0	1	0	1	0
		PIKE	2	0	0	0	0
		WV	0	0	3	0	0
		Total	14	13	19	10	0
	The Lantern At Morning Pointe Alzheimers and Memory Care	GREENUP	0	0	0	0	0
		Total	0	0	0	0	0
	Woodland Oaks	BOYD	3	12	25	26	0

**Table 30 - 2022 Kentucky Long Term Care Facility Patient Origin
Facility ADD and Facility by Patient County of Residence**

ADD	Facility Name	Patient County	Under 65	65-74	75-84	Over 85	Unknown
		CARTER	1	0	2	0	0
		GREENUP	1	2	4	10	0
		LAWRENCE	0	0	1	0	0
		OH	0	1	3	7	0
		Other	0	0	0	1	0
		WV	0	3	5	2	0
		Total	5	18	40	46	0
	Wurtland Nursing and Rehabilitation Center						
		BOONE	0	0	1	0	0
		BOYD	15	14	13	3	0
		CARTER	2	3	2	0	0
		FAYETTE	0	1	1	0	0
		FLEMING	1	0	0	0	0
		FLOYD	0	1	1	0	0
		GREENUP	7	14	13	5	0
		JEFFERSON	0	0	1	0	0
		LAWRENCE	0	0	0	1	0
		OH	0	0	2	0	0
		ROWAN	1	0	1	0	0
		WV	2	2	1	1	0
		Total	28	35	36	10	0
		ADD:10 Total	125	164	235	191	56
ADD:11	Good Shepherd Community Nursing Center						
		BELL	0	1	0	0	0
		CLAY	0	1	0	0	0
		FAYETTE	1	0	0	0	0
		FLOYD	4	2	0	1	0
		HARLAN	0	1	0	0	0
		JOHNSON	3	0	2	1	0
		KNOTT	1	0	0	0	0

**Table 30 - 2022 Kentucky Long Term Care Facility Patient Origin
Facility ADD and Facility by Patient County of Residence**

ADD	Facility Name	Patient County	Under 65	65-74	75-84	Over 85	Unknown
		KNOX	1	0	0	0	0
		LAWRENCE	1	0	0	0	0
		LESLIE	0	0	1	0	0
		LEWIS	1	0	0	0	0
		LOGAN	1	0	0	0	0
		MARTIN	1	0	0	0	0
		PIKE	16	14	22	9	0
		TN	0	1	0	0	0
		VA	0	1	0	0	0
		WV	7	7	2	4	0
		Total	37	28	27	15	0
	Landmark of Elkhorn City Rehabilitation	FLOYD	1	1	0	2	0
		JEFFERSON	0	0	0	1	0
		JESSAMINE	0	0	1	0	0
		JOHNSON	1	0	0	1	0
		KNOTT	1	0	0	0	0
		LAUREL	1	0	0	0	0
		LAWRENCE	1	0	0	0	0
		LETCHER	1	1	0	2	0
		MARTIN	0	0	2	0	0
		PERRY	0	0	1	0	0
		PIKE	11	19	18	13	0
		VA	1	1	4	2	0
		Total	18	22	26	21	0
	Martin County Health Care Facility	BOYD	0	0	1	1	0
		CARROLL	0	0	1	0	0
		FLOYD	1	1	2	1	0
		JOHNSON	0	1	5	2	0
		LAWRENCE	1	0	1	1	0

**Table 30 - 2022 Kentucky Long Term Care Facility Patient Origin
Facility ADD and Facility by Patient County of Residence**

ADD	Facility Name	Patient County	Under 65	65-74	75-84	Over 85	Unknown
		MAGOFFIN	0	0	0	1	0
		MARTIN	4	8	7	12	0
		PERRY	0	1	0	0	0
		PIKE	0	1	0	0	0
		UNION	1	0	0	0	0
		WV	1	1	2	5	0
		Total	8	13	19	23	0
	Mountain Manor of Paintsville						
		BOYD	0	1	0	2	0
		DAVISS	0	0	0	1	0
		FLOYD	0	2	4	2	0
		FRANKLIN	1	0	0	0	0
		JESSAMINE	0	0	0	1	0
		JOHNSON	2	3	10	20	0
		KNOTT	0	0	2	0	0
		LAWRENCE	0	1	3	1	0
		MAGOFFIN	1	1	3	3	0
		MARTIN	0	0	1	2	0
		MORGAN	0	0	0	2	0
		Other	2	4	7	8	0
		PIKE	0	0	4	4	0
		Total	6	12	34	46	0
	Parkview Nursing and Rehabilitation Center (Pikeville)						
		FLOYD	4	8	6	3	0
		FRANKLIN	0	1	0	0	0
		HARLAN	0	2	2	0	0
		JOHNSON	0	1	1	1	0
		KNOTT	1	0	0	0	0
		KNOX	1	1	0	0	0
		LAUREL	0	0	1	0	0
		LAWRENCE	1	0	2	0	0

**Table 30 - 2022 Kentucky Long Term Care Facility Patient Origin
Facility ADD and Facility by Patient County of Residence**

ADD	Facility Name	Patient County	Under 65	65-74	75-84	Over 85	Unknown
		LETCHER	2	1	0	0	0
		Other	1	1	1	0	0
		PERRY	1	1	1	0	0
		PIKE	13	11	9	6	0
		ROWAN	0	1	0	0	0
		TN	2	2	0	0	0
		WHITLEY	1	0	0	0	0
		WV	0	1	1	0	0
		Total	27	31	24	10	0
	Pikeville Nursing and Rehab Center	FLOYD	5	2	2	1	0
		Other	0	0	0	1	0
		PIKE	12	17	22	21	0
		WV	0	3	2	2	0
		Total	17	22	26	25	0
	Prestonsburg Health Care Center	BOYD	0	1	0	0	0
		FAYETTE	1	0	0	0	0
		FLOYD	4	3	5	7	0
		JOHNSON	0	3	4	5	0
		KNOTT	0	0	1	0	0
		MAGOFFIN	0	1	0	1	0
		MARTIN	0	0	1	0	0
		MORGAN	0	0	2	0	0
		OH	0	1	0	0	0
		PERRY	0	0	1	0	0
		PIKE	1	1	4	1	0
		SCOTT	0	0	1	0	0
		WV	0	0	0	1	0
		Total	6	10	19	15	0

**Table 30 - 2022 Kentucky Long Term Care Facility Patient Origin
Facility ADD and Facility by Patient County of Residence**

ADD	Facility Name	Patient County	Under 65	65-74	75-84	Over 85	Unknown
	Riverview Health Care Center	FAYETTE	0	0	0	1	0
		FLOYD	9	12	22	18	0
		HARLAN	2	1	0	0	0
		JOHNSON	1	2	6	2	0
		KNOTT	3	0	0	1	0
		MAGOFFIN	3	2	1	0	0
		MARTIN	0	0	1	0	0
		PERRY	1	0	0	0	0
		PIKE	2	6	2	3	0
		Total	21	23	32	25	0
	Salyersville Nursing and Rehabilitation Center	BOYD	1	0	0	0	0
		FLOYD	6	3	5	1	0
		HARRISON	0	0	1	0	0
		JOHNSON	5	12	8	4	0
		KNOTT	1	0	0	0	0
		LAWRENCE	1	1	0	0	0
		LEE	0	1	0	0	0
		LEWIS	1	0	0	0	0
		MAGOFFIN	8	8	12	8	0
		MARTIN	2	0	0	0	0
		MORGAN	1	1	0	0	0
		Other	1	0	0	0	0
		PERRY	3	1	0	0	0
		PIKE	1	0	0	0	0
		WOLFE	1	0	0	0	0
		Total	32	27	26	13	0
	Tug Valley ARH Skilled Nursing Facility	PIKE	2	3	5	5	0

**Table 30 - 2022 Kentucky Long Term Care Facility Patient Origin
Facility ADD and Facility by Patient County of Residence**

ADD	Facility Name	Patient County	Under 65	65-74	75-84	Over 85	Unknown
		WV	0	0	1	1	0
		Total	2	3	6	6	0
		ADD:11 Total	174	191	239	199	0
ADD:12							
	Hazard Health and Rehabilitation Center						
		BREATHITT	0	1	0	3	0
		FAYETTE	0	1	2	1	0
		HARDIN	0	0	1	0	0
		KNOTT	0	0	4	1	0
		LETCHER	2	2	3	2	0
		Other	0	0	0	1	0
		PERRY	17	41	29	38	0
		PIKE	0	1	2	0	0
		Total	19	46	41	46	0
	Hyden Health and Rehabilitation Center						
		BOONE	0	0	0	1	0
		BREATHITT	0	0	0	1	0
		CLAY	3	2	10	2	0
		FAYETTE	0	0	1	0	0
		FLOYD	0	1	1	0	0
		HARLAN	1	0	1	0	0
		KENTON	0	1	0	0	0
		LAUREL	1	0	1	1	0
		LESLIE	4	7	15	14	0
		MCCREARY	1	0	0	0	0
		PERRY	3	5	2	0	0
		PULASKI	0	1	0	0	0
		Total	13	17	31	19	0
	Knott County Health and Rehabilitation Center						
		BREATHITT	1	0	0	0	0

**Table 30 - 2022 Kentucky Long Term Care Facility Patient Origin
Facility ADD and Facility by Patient County of Residence**

ADD	Facility Name	Patient County	Under 65	65-74	75-84	Over 85	Unknown
		FLOYD	4	0	1	0	0
		KNOTT	13	15	18	15	0
		LETCHER	3	2	3	1	0
		MAGOFFIN	0	0	0	1	0
		PERRY	2	1	3	2	0
		ROWAN	0	1	0	0	0
		Total	23	19	25	19	0

Lee County Care and Rehabilitation Center

	BELL	3	1	0	0	0
	BRACKEN	0	0	1	0	0
	BREATHITT	5	0	1	0	0
	CLARK	0	0	1	2	0
	CLAY	1	3	3	0	0
	ESTILL	2	1	1	2	0
	FAYETTE	0	3	1	1	0
	FLOYD	0	1	1	0	0
	GREENUP	0	0	0	1	0
	JACKSON	1	1	1	0	0
	JESSAMINE	0	0	1	0	0
	KNOTT	1	1	0	0	0
	KNOX	2	0	0	0	0
	LAUREL	2	3	1	1	0
	LEE	3	4	5	6	0
	LESLIE	0	0	0	1	0
	LETCHER	2	0	0	0	0
	MCCREARY	1	0	1	0	0
	MONTGOMERY	1	0	0	0	0
	MORGAN	1	0	0	0	0
	OWSLEY	2	3	3	0	0
	PERRY	3	1	0	1	0
	POWELL	3	1	1	0	0

**Table 30 - 2022 Kentucky Long Term Care Facility Patient Origin
Facility ADD and Facility by Patient County of Residence**

ADD	Facility Name	Patient County	Under 65	65-74	75-84	Over 85	Unknown
		WHITLEY	1	0	0	0	0
		WOLFE	3	0	2	4	0
		Total	37	23	24	19	0
	Letcher Manor						
		BREATHITT	0	0	1	0	0
		FLOYD	1	2	1	0	0
		HARLAN	1	1	1	1	0
		IN	0	0	1	0	0
		JOHNSON	0	0	1	0	0
		KNOTT	2	2	2	0	0
		KNOX	1	0	0	0	0
		LEE	1	0	0	0	0
		LESLIE	0	0	1	0	0
		LETCHER	12	26	23	20	0
		OH	0	0	1	0	0
		Other	0	1	1	0	0
		PERRY	7	11	1	0	0
		PIKE	2	1	2	2	0
		VA	0	1	0	0	0
		Total	27	45	36	23	0
	Nim Henson Geriatric Center						
		BREATHITT	7	3	5	5	0
		KNOX	1	0	0	0	0
		MORGAN	1	1	0	0	0
		Other	0	1	5	0	0
		WOLFE	1	0	0	0	0
		Total	10	5	10	5	0
	Owsley County Health Care Center						
		BREATHITT	2	2	5	0	0
		CLAY	0	1	0	0	0
		ESTILL	1	1	0	3	0

**Table 30 - 2022 Kentucky Long Term Care Facility Patient Origin
Facility ADD and Facility by Patient County of Residence**

ADD	Facility Name	Patient County	Under 65	65-74	75-84	Over 85	Unknown
		FAYETTE	0	0	1	0	0
		JACKSON	1	2	2	1	0
		JESSAMINE	1	0	2	0	0
		LEE	1	2	2	3	0
		OH	0	1	0	0	0
		OWSLEY	6	10	10	7	0
		PERRY	0	0	2	0	0
		POWELL	1	0	0	0	0
		PULASKI	1	0	0	1	0
		WHITLEY	0	1	0	0	0
		WOLFE	2	0	0	0	0
		Total	16	20	24	15	0
	Paul E Patton Eastern Ky Veterans Center	BATH	0	1	0	0	0
		BREATHITT	0	0	2	1	0
		CLAY	0	0	1	1	0
		ESTILL	0	1	0	0	0
		FAYETTE	0	2	1	1	0
		FLEMING	0	1	0	0	0
		FLOYD	0	2	3	1	0
		HARRISON	0	0	1	0	0
		JEFFERSON	0	0	1	0	0
		JOHNSON	0	0	1	2	0
		KNOTT	0	0	2	1	0
		KNOX	0	0	1	2	0
		LAUREL	0	0	2	1	0
		LEE	0	0	2	0	0
		LETCHER	0	1	2	0	0
		LINCOLN	1	0	0	0	0
		MENIFEE	0	0	1	0	0
		MONTGOMERY	0	0	1	0	0

**Table 30 - 2022 Kentucky Long Term Care Facility Patient Origin
Facility ADD and Facility by Patient County of Residence**

ADD	Facility Name	Patient County	Under 65	65-74	75-84	Over 85	Unknown
		PERRY	0	2	7	5	0
		PIKE	1	2	1	1	0
		PULASKI	0	0	0	2	0
		ROCKCASTLE	0	0	0	1	0
		SCOTT	0	0	1	0	0
		WAYNE	0	1	0	0	0
		WHITLEY	0	1	2	0	0
		WOLFE	0	0	1	0	0
		Total	2	14	33	19	0
	Wolfe County Health and Rehabilitation Center						
		BREATHITT	3	2	7	5	0
		CLARK	0	1	0	0	0
		ELLIOTT	0	0	0	1	0
		KNOTT	0	1	0	0	0
		LEE	0	0	2	2	0
		MENIFEE	0	0	1	0	0
		MORGAN	0	1	0	1	0
		POWELL	0	1	1	2	0
		WOLFE	7	9	28	21	0
		Total	10	15	39	32	0
		ADD:12 Total	157	204	263	197	0
ADD:13							
	Barbourville Health and Rehabilitation Center						
		KNOX	5	25	15	20	0
		WHITLEY	8	15	10	5	0
		Total	13	40	25	25	0
	Christian Health Center - Corbin						
		BELL	1	0	0	0	0
		HARLAN	0	0	0	1	0
		IL	0	0	0	1	0
		JESSAMINE	0	0	0	1	0

**Table 30 - 2022 Kentucky Long Term Care Facility Patient Origin
Facility ADD and Facility by Patient County of Residence**

ADD	Facility Name	Patient County	Under 65	65-74	75-84	Over 85	Unknown
		KNOX	2	7	14	14	0
		LAUREL	1	3	5	8	0
		MERCER	0	0	1	0	0
		OH	0	0	0	1	0
		Other	0	0	0	1	0
		TN	0	0	0	1	0
		WHITLEY	1	4	13	10	0
		Total	5	14	33	38	0
	Corbin Health and Rehabilitation Center						
		KNOX	2	0	4	1	0
		LAUREL	6	10	4	2	0
		WHITLEY	10	13	19	8	0
		Total	18	23	27	11	0
	Harlan Health and Rehabilitation Center						
		BELL	2	0	0	1	0
		CUMBERLAND	0	0	1	0	0
		HARLAN	27	18	36	14	0
		KNOTT	0	1	0	1	0
		KNOX	1	1	0	0	0
		LAUREL	1	0	0	0	0
		LESLIE	0	1	0	0	0
		LETCHER	2	1	0	0	0
		OHIO	0	2	0	0	0
		Other	0	0	1	0	0
		VA	0	0	0	1	0
		WOLFE	1	0	0	0	0
		Total	34	24	38	17	0
	Hillcrest Health and Rehabilitation Center						
		CLAY	0	1	0	0	0
		KNOX	1	2	6	3	0
		LAUREL	2	8	2	10	0

**Table 30 - 2022 Kentucky Long Term Care Facility Patient Origin
Facility ADD and Facility by Patient County of Residence**

ADD	Facility Name	Patient County	Under 65	65-74	75-84	Over 85	Unknown
		MCCREARY	0	0	1	0	0
		PULASKI	0	1	0	2	0
		ROCKCASTLE	1	0	0	0	0
		TN	0	0	2	0	0
		WAYNE	0	0	0	1	0
		WHITLEY	4	11	19	6	0
		Total	8	23	30	22	0
	Landmark of Laurel Creek Rehab and Nursing						
		CLAY	2	1	5	68	0
		JACKSON	0	1	2	0	0
		LAUREL	0	0	1	2	0
		Total	2	2	8	70	0
	Laurel Heights Home for the Elderly						
		BELL	0	2	0	0	0
		BOYLE	0	0	0	1	0
		CLAY	2	1	0	1	0
		FAYETTE	0	0	1	1	0
		FRANKLIN	0	1	0	0	0
		JACKSON	0	1	4	0	0
		JEFFERSON	0	0	1	0	0
		KNOX	1	0	3	2	0
		LAUREL	2	13	31	42	0
		LESLIE	0	0	1	1	0
		MCCREARY	0	1	0	0	0
		OWEN	1	0	0	0	0
		OWSLEY	0	0	0	1	0
		PULASKI	0	1	0	6	0
		ROCKCASTLE	0	1	0	0	0
		WHITLEY	1	1	4	2	0
		Total	7	22	45	57	0

**Table 30 - 2022 Kentucky Long Term Care Facility Patient Origin
Facility ADD and Facility by Patient County of Residence**

ADD	Facility Name	Patient County	Under 65	65-74	75-84	Over 85	Unknown
	Middlesboro Nursing and Rehab	BELL	9	13	21	29	0
		CARROLL	0	0	1	0	0
		FAYETTE	1	0	0	0	0
		HARLAN	0	0	2	0	0
		IL	1	0	0	0	0
		KNOX	0	1	1	1	0
		LEE	0	0	2	2	0
		LETCHER	0	0	0	1	0
		Other	0	2	0	0	0
		TN	0	0	2	1	0
		VA	0	0	1	0	0
		WHITLEY	0	0	1	0	0
		Total	11	16	31	34	0
	Mountain View Nursing and Rehab Ctr	BELL	13	12	12	9	1
		FAYETTE	0	0	0	1	0
		HARLAN	0	0	1	2	0
		KNOX	0	3	2	0	0
		MCCREARY	1	0	0	0	0
		VA	0	0	2	0	0
		Total	14	15	17	12	1
	Rockcastle Health and Rehabilitation Center	BELL	0	0	1	0	0
		BOYLE	0	0	0	1	0
		BULLITT	0	0	1	0	0
		CLAY	0	0	1	0	0
		ESTILL	1	0	0	0	0
		GARRARD	0	1	0	1	0
		HARLAN	0	0	1	0	0
		JACKSON	1	0	0	0	0

**Table 30 - 2022 Kentucky Long Term Care Facility Patient Origin
Facility ADD and Facility by Patient County of Residence**

ADD	Facility Name	Patient County	Under 65	65-74	75-84	Over 85	Unknown
		LAUREL	2	6	3	1	0
		LINCOLN	1	0	2	7	0
		MADISON	1	1	2	2	0
		PULASKI	2	1	4	2	0
		ROCKCASTLE	5	6	8	12	0
		TAYLOR	0	0	0	1	0
		WHITLEY	1	0	1	0	0
		Total	14	15	24	27	0
	Rockcastle Regional Hospital and Respiratory Care	ANDERSON	0	1	0	0	0
		BELL	0	0	1	0	0
		BOONE	1	1	0	0	0
		BOURBON	1	0	0	0	0
		BREATHITT	4	0	0	0	0
		BUTLER	1	0	0	0	0
		CALLOWAY	1	0	0	0	0
		CASEY	4	1	0	0	0
		CHRISTIAN	0	0	1	0	0
		CLARK	0	0	1	0	0
		CLAY	3	0	1	0	0
		CLINTON	1	0	0	0	0
		CUMBERLAND	1	0	0	0	0
		DAVISS	1	1	0	0	0
		ELLIOTT	1	0	0	0	0
		FAYETTE	7	4	1	0	0
		FLOYD	0	0	0	1	0
		GARRARD	1	0	0	0	0
		GREENUP	3	0	0	0	0
		HARLAN	1	0	0	0	0
		HENDERSON	1	0	0	0	0
		HICKMAN	0	1	0	0	0

**Table 30 - 2022 Kentucky Long Term Care Facility Patient Origin
Facility ADD and Facility by Patient County of Residence**

ADD	Facility Name	Patient County	Under 65	65-74	75-84	Over 85	Unknown
		HOPKINS	1	0	0	0	0
		IL	1	0	1	0	0
		IN	1	0	0	0	0
		JACKSON	0	1	0	0	0
		JEFFERSON	4	0	0	0	0
		JESSAMINE	1	2	0	0	0
		KENTON	1	0	0	0	0
		KNOTT	1	1	0	0	0
		KNOX	1	0	0	0	0
		LAUREL	0	0	2	0	0
		LEWIS	1	0	0	0	0
		MADISON	5	0	1	0	0
		MARION	1	0	0	0	0
		MARSHALL	1	0	0	0	0
		MCCREARY	4	0	0	0	0
		MONTGOMERY	0	1	0	0	0
		Other	7	2	0	1	0
		PENDLETON	0	1	0	0	0
		PERRY	1	0	0	0	0
		PIKE	2	0	0	0	0
		POWELL	1	0	0	0	0
		PULASKI	0	1	1	0	0
		ROBERTSON	1	1	0	0	0
		ROCKCASTLE	2	1	0	0	0
		SCOTT	1	0	0	1	0
		TN	1	0	1	0	0
		TODD	1	0	0	0	0
		TRIMBLE	0	0	1	0	0
		WAYNE	1	0	0	0	0
		WEBSTER	1	0	0	0	0
		WHITLEY	1	0	0	0	0

**Table 30 - 2022 Kentucky Long Term Care Facility Patient Origin
Facility ADD and Facility by Patient County of Residence**

ADD	Facility Name	Patient County	Under 65	65-74	75-84	Over 85	Unknown
		Total	75	20	12	3	0
	Signature HealthCare at Jackson Manor						
		CLARK	0	1	0	0	0
		CLAY	1	2	1	0	0
		GARRARD	0	0	1	0	0
		HARLAN	0	0	1	0	0
		JACKSON	4	4	7	4	0
		KNOX	0	1	0	0	0
		LAUREL	3	2	2	7	0
		MCCREARY	0	0	1	0	0
		OWSLEY	0	0	0	1	0
		PULASKI	1	0	0	0	0
		WHITLEY	1	1	0	1	0
		Total	10	11	13	13	0
	The Heritage						
		CLAY	0	0	1	0	0
		CLINTON	1	0	0	1	0
		HARLAN	1	0	0	1	0
		JACKSON	0	0	0	1	0
		JEFFERSON	0	0	1	0	0
		KNOX	1	0	5	1	0
		LAUREL	1	7	6	11	0
		MCCREARY	1	0	0	1	0
		MORGAN	0	0	0	1	0
		Other	0	0	0	2	0
		POWELL	0	0	0	1	0
		PULASKI	0	0	1	0	0
		ROCKCASTLE	0	0	0	1	0
		WHITLEY	3	7	10	15	0
		Total	8	14	24	36	0

**Table 30 - 2022 Kentucky Long Term Care Facility Patient Origin
Facility ADD and Facility by Patient County of Residence**

ADD	Facility Name	Patient County	Under 65	65-74	75-84	Over 85	Unknown
	The Laurels	BELL	4	2	0	0	0
		CLAY	0	1	0	0	0
		FAYETTE	0	1	0	0	0
		HARLAN	23	11	3	2	0
		JACKSON	1	0	0	0	0
		JOHNSON	1	0	0	0	0
		KNOX	5	2	0	0	0
		PERRY	3	1	2	0	0
		PULASKI	1	0	0	0	0
		WHITLEY	2	0	2	0	0
		Total	40	18	7	2	0
	Tri-Cities Nursing and Rehabilitation Center	HARLAN	9	13	23	13	0
		LETCHER	0	1	1	0	0
		PERRY	0	0	1	0	0
		Total	9	14	25	13	0
	Williamsburg Health and Rehabilitation Center	LAUREL	0	1	4	4	0
		MCCREARY	2	0	8	4	0
		WHITLEY	5	19	20	22	0
		Total	7	20	32	30	0
		ADD:13 Total	275	291	391	410	1
ADD:14	Campbellsville Nursing and Rehabilitation	ADAIR	0	1	1	1	0
		GREEN	1	1	3	1	0
		MARION	0	1	0	2	0
		RUSSELL	0	0	0	1	0
		TAYLOR	2	7	16	21	0
		Total	3	10	20	26	0

**Table 30 - 2022 Kentucky Long Term Care Facility Patient Origin
Facility ADD and Facility by Patient County of Residence**

ADD	Facility Name	Patient County	Under 65	65-74	75-84	Over 85	Unknown
	Clinton County Care and Rehabilitation Center						
		CLINTON	1	3	12	13	0
		PULASKI	0	1	0	0	0
		WAYNE	2	1	5	5	0
		Total	3	5	17	18	0
	Crestview Personal Care						
		PULASKI	0	0	0	0	0
		Total	0	0	0	0	0
	Cumberland Nursing and Rehabilitation Center						
		BELL	1	0	1	1	0
		BOYLE	0	1	0	0	0
		CASEY	0	1	1	1	0
		CLINTON	0	1	0	0	0
		LAUREL	0	1	1	0	0
		LINCOLN	1	0	0	1	0
		MCCRACKEN	0	1	0	0	0
		MCCREARY	2	1	0	0	0
		PULASKI	8	12	12	31	0
		RUSSELL	1	0	0	0	0
		WAYNE	0	2	2	3	0
		WHITLEY	1	0	0	0	0
		Total	14	20	17	37	0
	Cumberland Valley Manor						
		ADAIR	0	1	1	0	0
		CLINTON	0	2	0	0	0
		CUMBERLAND	7	5	19	16	0
		Other	0	0	1	0	0
		PULASKI	0	0	0	1	0
		ROCKCASTLE	0	1	0	0	0
		WAYNE	2	0	1	0	0
		Total	9	9	22	17	0

**Table 30 - 2022 Kentucky Long Term Care Facility Patient Origin
Facility ADD and Facility by Patient County of Residence**

ADD	Facility Name	Patient County	Under 65	65-74	75-84	Over 85	Unknown
	Dishman Personal Care Home	WAYNE	0	0	0	0	0
		Total	0	0	0	0	0
	Fair Oaks Health Systems	ADAIR	0	0	1	5	0
		ALLEN	0	1	0	0	0
		FAYETTE	1	0	0	0	0
		GARRARD	0	0	1	1	0
		HARDIN	0	1	0	0	0
		HENRY	0	0	0	1	0
		JEFFERSON	0	0	1	0	0
		MARTIN	1	0	0	0	0
		METCALFE	2	1	3	2	0
		OH	0	1	0	0	0
		PULASKI	1	4	4	1	0
		RUSSELL	3	6	18	27	0
		TAYLOR	1	0	1	1	0
		WARREN	1	0	0	0	0
		WAYNE	0	1	0	1	0
		Total	10	15	29	39	0
	Green Hill Rehabilitation and Care	ADAIR	4	4	1	1	0
		BARREN	1	0	0	0	0
		BULLITT	0	0	0	1	0
		CUMBERLAND	0	1	0	0	0
		FRANKLIN	0	0	1	0	0
		GREEN	0	7	13	19	0
		JEFFERSON	1	0	1	0	0
		LARUE	0	1	1	0	0
		MARION	0	0	0	1	0

**Table 30 - 2022 Kentucky Long Term Care Facility Patient Origin
Facility ADD and Facility by Patient County of Residence**

ADD	Facility Name	Patient County	Under 65	65-74	75-84	Over 85	Unknown
		PULASKI	1	1	0	0	0
		RUSSELL	0	0	0	1	0
		TAYLOR	3	5	10	11	0
		WHITLEY	1	0	0	0	0
		Total	11	19	27	34	0
	Hicks Golden Years Nursing Home						
		WAYNE	7	12	19	19	0
		Total	7	12	19	19	0
	Lake Cumberland Regional Hospital SCU						
		MCCREARY	0	1	0	0	0
		PULASKI	2	1	2	3	0
		RUSSELL	0	0	0	1	0
		WAYNE	1	1	0	0	0
		Total	3	3	2	4	0
	Liberty Care and Rehabilitation Center						
		ADAIR	0	0	2	0	0
		BOYLE	0	3	0	1	0
		CASEY	0	8	11	18	0
		HARLAN	1	0	0	0	0
		LAUREL	0	1	0	0	0
		LINCOLN	0	1	3	4	0
		MARION	0	1	0	2	0
		MCCREARY	0	0	0	1	0
		MERCER	0	0	0	1	0
		OH	0	0	1	0	0
		PULASKI	1	1	2	1	0
		RUSSELL	0	2	1	2	0
		SHELBY	0	0	0	1	0
		TAYLOR	2	0	0	0	0
		TN	0	0	1	0	0

**Table 30 - 2022 Kentucky Long Term Care Facility Patient Origin
Facility ADD and Facility by Patient County of Residence**

ADD	Facility Name	Patient County	Under 65	65-74	75-84	Over 85	Unknown
		WAYNE	0	0	0	2	0
		Total	4	17	21	33	0
	McDowell Skilled Nursing Facility						
		GREEN	0	0	0	0	0
		Total	0	0	0	0	0
	Signature Healthcare At Summit Manor Rehab						
		ADAIR	3	8	18	17	0
		CASEY	0	0	0	1	0
		FAYETTE	0	1	0	0	0
		GREEN	0	0	1	1	0
		HARDIN	0	1	0	0	0
		LAUREL	1	0	0	0	0
		METCALFE	0	0	0	1	0
		MONROE	0	1	0	0	0
		POWELL	0	0	1	1	0
		RUSSELL	2	2	5	3	0
		TAYLOR	1	1	0	0	0
		Total	7	14	25	24	0
	Signature Healthcare of McCreary County Rehab						
		BELL	0	0	0	1	0
		FAYETTE	0	1	0	0	0
		FRANKLIN	0	0	1	0	0
		LAUREL	1	1	0	0	0
		MCCREARY	2	4	8	8	0
		PULASKI	0	0	1	0	0
		SCOTT	0	0	2	1	0
		WAYNE	2	0	1	0	0
		WHITLEY	0	2	3	1	0
		Total	5	8	16	11	0

**Table 30 - 2022 Kentucky Long Term Care Facility Patient Origin
Facility ADD and Facility by Patient County of Residence**

ADD	Facility Name	Patient County	Under 65	65-74	75-84	Over 85	Unknown
	Somerset Nursing and Rehabilitation Facility	CASEY	0	0	0	1	0
		CLARK	0	0	0	1	0
		FAYETTE	0	0	0	1	0
		JESSAMINE	0	0	0	1	0
		LAUREL	0	1	1	0	0
		LINCOLN	0	1	1	0	0
		MCCREARY	0	1	1	0	0
		Other	0	1	0	0	0
		PULASKI	3	13	35	42	0
		ROCKCASTLE	0	0	1	0	0
		RUSSELL	0	1	2	1	0
		TAYLOR	0	0	0	1	0
		WAYNE	1	0	1	2	0
		Total	4	18	42	50	0
	Somerwoods Nursing and Rehabilitation	LAUREL	0	1	1	0	0
		LINCOLN	0	0	1	0	0
		MCCREARY	0	1	0	0	0
		PULASKI	15	15	44	17	0
		RUSSELL	0	2	0	2	0
		WAYNE	1	1	3	0	0
		Total	16	20	49	19	0
	The Grandview Nursing and Rehabilitation Facility	ADAIR	2	0	1	3	0
		BOYLE	0	0	1	0	0
		GREEN	1	1	3	2	0
		IN	0	0	1	0	0
		LARUE	0	0	0	1	0
		LAUREL	0	0	2	0	0
		MARION	0	0	1	0	0

**Table 30 - 2022 Kentucky Long Term Care Facility Patient Origin
Facility ADD and Facility by Patient County of Residence**

ADD	Facility Name	Patient County	Under 65	65-74	75-84	Over 85	Unknown
		NELSON	0	0	0	1	0
		PULASKI	0	0	1	0	0
		RUSSELL	0	0	1	0	0
		TAYLOR	3	3	17	30	0
		Total	6	4	28	37	0
	The Neighborhood Nursing Facility						
		CLINTON	0	0	0	1	0
		FAYETTE	0	0	0	1	0
		PULASKI	0	0	3	2	0
		WAYNE	0	1	1	2	0
		Total	0	1	4	6	0
		ADD:14 Total	102	175	338	374	0
ADD:15							
	Berea Health and Rehabilitation						
		BOURBON	0	0	1	0	0
		ESTILL	0	0	3	8	0
		FAYETTE	0	1	0	0	0
		GARRARD	0	0	1	0	0
		JACKSON	0	5	3	0	0
		MADISON	10	15	25	0	0
		ROCKCASTLE	0	2	0	0	0
		Total	10	23	33	8	0
	Bluegrass Care and Rehabilitation Center						
		BOURBON	1	0	1	0	0
		BOYD	0	1	0	0	0
		CAMPBELL	0	0	1	0	0
		CLARK	1	1	0	0	0
		DAVIESS	0	0	0	1	0
		ESTILL	1	0	0	0	0
		FAYETTE	8	15	20	17	0
		FLEMING	1	0	0	0	0

**Table 30 - 2022 Kentucky Long Term Care Facility Patient Origin
Facility ADD and Facility by Patient County of Residence**

ADD	Facility Name	Patient County	Under 65	65-74	75-84	Over 85	Unknown
		FLOYD	0	0	1	0	0
		FRANKLIN	0	1	1	0	0
		GRAYSON	0	1	0	0	0
		HARRISON	0	0	1	0	0
		JEFFERSON	0	1	1	1	0
		JESSAMINE	2	2	5	1	0
		LEWIS	0	1	0	0	0
		LINCOLN	0	0	0	1	0
		MCCRACKEN	0	0	1	0	0
		NICHOLAS	0	1	0	0	0
		Other	0	1	0	0	0
		OWEN	1	0	0	0	0
		PIKE	0	0	1	0	0
		PULASKI	1	1	0	0	0
		SCOTT	0	3	0	1	0
		SPENCER	0	1	0	0	0
		Total	16	30	33	22	0
	Bourbon Heights						
		BOURBON	2	5	16	30	0
		CLARK	0	0	1	2	0
		FAYETTE	0	1	4	5	0
		HARRISON	0	0	2	0	0
		MONTGOMERY	0	1	0	1	0
		NICHOLAS	1	0	1	0	0
		Other	0	1	0	1	0
		SCOTT	0	0	1	0	0
		Total	3	8	25	39	0
	Bradford Square Center						
		ANDERSON	0	1	2	0	0
		BARREN	0	0	1	0	0
		BOYLE	0	0	0	1	0

**Table 30 - 2022 Kentucky Long Term Care Facility Patient Origin
Facility ADD and Facility by Patient County of Residence**

ADD	Facility Name	Patient County	Under 65	65-74	75-84	Over 85	Unknown
		DAVIESS	0	0	1	0	0
		FAYETTE	6	2	1	1	0
		FRANKLIN	15	15	20	6	0
		JEFFERSON	1	2	0	0	0
		JESSAMINE	0	1	0	1	0
		MADISON	2	0	0	0	0
		ROWAN	0	0	1	0	0
		SCOTT	1	0	1	0	0
		SPENCER	1	0	0	0	0
		WASHINGTON	1	0	0	0	0
		WAYNE	0	1	0	0	0
		WOODFORD	0	0	0	1	0
		Total	27	22	27	10	0
Cambridge Place		ANDERSON	0	1	0	0	0
		BOONE	0	1	0	0	0
		CLARK	0	1	2	1	0
		FAYETTE	9	8	17	11	0
		FRANKLIN	0	0	1	0	0
		HARRISON	1	0	0	0	0
		HENDERSON	0	0	1	0	0
		JESSAMINE	1	0	1	3	0
		LAUREL	0	0	1	0	0
		MADISON	0	0	0	1	0
		MERCER	0	1	1	0	0
		NELSON	0	1	0	0	0
		NICHOLAS	0	1	0	0	0
		OWEN	0	1	0	0	0
		PIKE	0	0	1	0	0
		PULASKI	0	0	1	0	0
		SCOTT	0	1	0	3	0

**Table 30 - 2022 Kentucky Long Term Care Facility Patient Origin
Facility ADD and Facility by Patient County of Residence**

ADD	Facility Name	Patient County	Under 65	65-74	75-84	Over 85	Unknown
		WAYNE	1	0	0	0	0
		WOLFE	1	0	0	0	0
		WOODFORD	0	0	1	1	0
		Total	13	16	27	20	0
	Cardinal Hill Rehab Unit	BATH	0	1	0	0	0
		BREATHITT	0	0	1	0	0
		CLARK	0	0	2	0	0
		FAYETTE	4	4	3	2	0
		FLEMING	0	1	0	0	0
		FRANKLIN	0	1	0	0	0
		GARRARD	0	1	0	0	0
		JESSAMINE	1	0	0	1	0
		LAUREL	0	0	0	1	0
		LINCOLN	0	0	1	0	0
		MADISON	0	1	0	0	0
		MAGOFFIN	0	0	1	1	0
		NICHOLAS	0	1	1	0	0
		PIKE	0	1	0	0	0
		SCOTT	0	0	1	0	0
		Total	5	11	10	5	0
	Cedar Ridge Health Campus	BOURBON	0	1	1	2	0
		FAYETTE	0	0	0	1	0
		FRANKLIN	0	0	1	0	0
		HARDIN	0	0	1	0	0
		HARRISON	1	0	7	22	0
		LEE	0	0	0	1	0
		NICHOLAS	0	0	0	1	0
		OH	0	0	0	2	0
		Other	0	1	0	0	0

**Table 30 - 2022 Kentucky Long Term Care Facility Patient Origin
Facility ADD and Facility by Patient County of Residence**

ADD	Facility Name	Patient County	Under 65	65-74	75-84	Over 85	Unknown
		PENDLETON	0	0	0	1	0
		ROBERTSON	0	0	0	1	0
		SCOTT	0	0	0	2	0
		Total	1	2	10	33	0
	Cedarhurst of Nicholasville						
		BOYLE	0	0	1	1	0
		FAYETTE	0	0	8	1	0
		GARRARD	0	0	1	0	0
		JESSAMINE	0	1	6	9	0
		Other	0	0	2	2	0
		Total	0	1	18	13	0
	Clark Regional Medical Center Transitional Care Unit						
		CLARK	0	3	1	3	0
		HARRISON	0	0	0	1	0
		WOLFE	0	0	0	1	0
		Total	0	3	1	5	0
	Danville Center For Health						
		BOYLE	1	9	13	7	0
		CASEY	0	0	1	0	0
		FAYETTE	1	3	1	0	0
		FRANKLIN	1	1	1	0	0
		GARRARD	1	1	0	1	0
		JESSAMINE	1	0	0	0	0
		LAUREL	0	1	0	0	0
		LINCOLN	3	2	3	5	0
		MADISON	0	0	1	0	0
		MERCER	1	0	1	2	0
		MONTGOMERY	0	0	1	0	0
		Other	0	0	0	1	0
		PERRY	0	1	0	0	0
		PULASKI	0	1	2	0	0

**Table 30 - 2022 Kentucky Long Term Care Facility Patient Origin
Facility ADD and Facility by Patient County of Residence**

ADD	Facility Name	Patient County	Under 65	65-74	75-84	Over 85	Unknown
		ROCKCASTLE	0	0	1	2	0
		WOODFORD	0	0	0	1	0
		Total	9	19	25	19	0
	Dominion Senior Living of Frankfort						
		ANDERSON	0	0	1	1	0
		BULLITT	0	1	0	0	0
		FRANKLIN	0	2	12	17	0
		IL	0	0	0	1	0
		JEFFERSON	0	1	0	0	0
		JESSAMINE	1	0	0	0	0
		Other	0	0	1	1	0
		ROWAN	1	0	0	0	0
		SCOTT	0	0	1	0	0
		SHELBY	0	0	1	0	0
		WOLFE	0	0	1	0	0
		WOODFORD	0	2	1	0	0
		Total	2	6	18	20	0
	Dover Nursing and Rehabilitation						
		BATH	1	0	0	0	0
		BOONE	0	1	0	0	0
		BOURBON	0	2	0	0	0
		BRACKEN	0	1	0	0	0
		CLARK	0	0	0	1	0
		FAYETTE	2	3	7	3	0
		FRANKLIN	1	0	0	0	0
		HARRISON	2	3	1	2	0
		IN	0	1	0	0	0
		JACKSON	0	0	1	0	0
		KNOX	0	0	0	1	0
		NICHOLAS	2	1	1	1	0
		Other	0	1	0	0	0

**Table 30 - 2022 Kentucky Long Term Care Facility Patient Origin
Facility ADD and Facility by Patient County of Residence**

ADD	Facility Name	Patient County	Under 65	65-74	75-84	Over 85	Unknown
		SCOTT	2	7	12	19	0
		UNION	0	0	1	0	0
		WOODFORD	0	0	0	1	0
		Total	10	20	23	28	0
	Edgemont Healthcare						
		BOURBON	1	1	1	0	0
		CARTER	0	0	1	0	0
		CLARK	0	1	0	0	0
		FAYETTE	3	0	0	2	0
		FRANKLIN	1	0	0	0	0
		GRANT	1	0	0	0	0
		HARRISON	10	14	12	6	0
		MASON	1	0	0	0	0
		MONTGOMERY	2	0	0	0	0
		NICHOLAS	0	0	2	1	0
		POWELL	0	1	0	0	0
		SCOTT	2	0	3	0	0
		Total	21	17	19	9	0
	Fountain Circle Care and Rehab Ctr						
		ANDERSON	1	0	0	0	0
		BATH	2	1	0	0	0
		BOURBON	1	0	2	1	0
		CLARK	14	21	20	15	0
		ELLIOTT	0	1	0	0	0
		FAYETTE	5	9	1	0	0
		FLOYD	0	0	1	0	0
		IL	0	0	1	0	0
		JESSAMINE	1	0	3	1	0
		JOHNSON	0	0	1	0	0
		LEE	0	0	0	1	0
		LESLIE	1	0	0	0	0

**Table 30 - 2022 Kentucky Long Term Care Facility Patient Origin
Facility ADD and Facility by Patient County of Residence**

ADD	Facility Name	Patient County	Under 65	65-74	75-84	Over 85	Unknown
		LINCOLN	1	0	0	0	0
		MADISON	0	1	1	2	0
		MCCREARY	1	0	0	0	0
		MERCER	1	0	0	0	0
		MONTGOMERY	1	3	1	2	0
		MORGAN	0	0	1	0	0
		POWELL	2	1	1	0	0
		PULASKI	1	0	0	0	0
		ROCKCASTLE	0	1	0	0	0
		SCOTT	1	0	0	0	0
		WOLFE	0	1	0	0	0
		WOODFORD	0	1	0	0	0
		Total	33	40	33	22	0
	Frankfort Rehab and Care	ANDERSON	1	1	0	1	0
		BOYD	0	1	0	0	0
		BREATHITT	1	0	0	0	0
		FAYETTE	0	4	3	0	0
		FRANKLIN	13	9	11	10	0
		HARRISON	1	0	0	0	0
		JESSAMINE	0	0	0	1	0
		JOHNSON	1	0	0	0	0
		LAUREL	0	1	0	0	0
		MARION	1	0	0	0	0
		Other	0	1	0	0	0
		OWEN	0	1	1	1	0
		PULASKI	1	0	1	0	0
		SCOTT	1	0	0	0	0
		SHELBY	1	0	0	0	0
		WOODFORD	2	3	1	0	0
		Total	23	21	17	13	0

**Table 30 - 2022 Kentucky Long Term Care Facility Patient Origin
Facility ADD and Facility by Patient County of Residence**

ADD	Facility Name	Patient County	Under 65	65-74	75-84	Over 85	Unknown
	Grand Haven Nursing Home	BOURBON	1	1	1	1	0
		FAYETTE	0	2	1	1	0
		HARRISON	9	5	9	9	0
		MCCREARY	0	0	1	0	0
		NICHOLAS	0	0	2	2	0
		PENDLETON	0	1	0	0	0
		SCOTT	2	1	1	1	0
		Total	12	10	15	14	0
	Harrodsburg Health and Rehab Ctr	ANDERSON	0	1	0	2	0
		BELL	0	0	0	1	0
		BOURBON	0	1	0	0	0
		BOYLE	2	6	5	2	0
		DAVISS	0	1	0	0	0
		FAYETTE	2	2	2	3	0
		FRANKLIN	1	1	0	2	0
		GARRARD	0	1	1	0	0
		JEFFERSON	0	2	1	0	0
		JESSAMINE	1	0	1	1	0
		LINCOLN	0	2	0	0	0
		MERCER	3	2	12	11	0
		NELSON	1	2	0	0	0
		Other	0	1	0	0	0
		PULASKI	1	0	0	1	0
		SCOTT	1	1	0	0	0
		WASHINGTON	1	0	1	0	0
		WOODFORD	1	0	1	1	0
		Total	14	23	24	24	0
	Homestead Post Acute	BARREN	0	0	0	1	0

**Table 30 - 2022 Kentucky Long Term Care Facility Patient Origin
Facility ADD and Facility by Patient County of Residence**

ADD	Facility Name	Patient County	Under 65	65-74	75-84	Over 85	Unknown
		BOYLE	0	0	1	0	0
		CLARK	0	0	0	1	0
		CLAY	1	0	0	0	0
		FAYETTE	8	32	31	24	0
		FRANKLIN	0	1	1	0	0
		JESSAMINE	1	1	1	2	0
		MADISON	0	0	0	1	0
		Other	0	0	1	0	0
		PULASKI	0	1	0	0	0
		ROBERTSON	0	1	0	0	0
		SCOTT	2	1	0	0	0
		WOODFORD	0	0	1	0	0
		Total	12	37	36	29	0
	Irvine Nursing and Rehabilitation						
		CLARK	0	0	0	1	0
		ESTILL	8	7	22	24	0
		FAYETTE	3	1	0	0	0
		JACKSON	0	0	1	0	0
		LEE	1	0	1	0	0
		MADISON	2	3	1	2	0
		MONTGOMERY	0	1	0	0	0
		ROCKCASTLE	1	0	1	0	0
		WOLFE	0	1	0	0	0
		Total	15	13	26	27	0
	Johnson Mathers Nursing Home						
		NICHOLAS	0	0	0	0	0
		Total	0	0	0	0	0
	Kenwood Health and Rehabilitation Center						
		CLARK	0	0	1	1	0
		ESTILL	1	0	1	0	0
		FAYETTE	2	1	1	1	0

**Table 30 - 2022 Kentucky Long Term Care Facility Patient Origin
Facility ADD and Facility by Patient County of Residence**

ADD	Facility Name	Patient County	Under 65	65-74	75-84	Over 85	Unknown
		FLOYD	0	0	1	1	0
		GARRARD	0	1	1	1	0
		HARRISON	0	0	0	1	0
		JACKSON	0	0	1	0	0
		JESSAMINE	2	0	1	0	0
		LAUREL	1	0	0	1	0
		MADISON	3	18	22	17	0
		POWELL	0	0	1	0	0
		ROCKCASTLE	0	0	1	0	0
		WAYNE	0	1	0	0	0
		Total	9	21	31	23	0
	Landmark of Danville Rehabilitation and Nursing Center, LLC						
		ADAIR	0	0	1	1	0
		ANDERSON	1	1	1	1	0
		BOYLE	0	3	16	19	0
		FAYETTE	0	0	1	2	0
		GARRARD	1	0	2	1	0
		JESSAMINE	0	0	0	1	0
		LINCOLN	1	4	5	7	0
		MERCER	1	1	2	2	0
		POWELL	0	0	1	0	0
		PULASKI	0	1	0	1	0
		TAYLOR	0	0	0	1	0
		WAYNE	0	0	1	0	0
		WV	0	0	1	0	0
		Total	4	10	31	36	0
	Landmark of Lancaster Rehabilitation and Nursing						
		BARREN	0	0	0	1	0
		BOYLE	1	2	4	2	0
		FAYETTE	0	3	3	2	0
		GARRARD	6	3	14	15	0

**Table 30 - 2022 Kentucky Long Term Care Facility Patient Origin
Facility ADD and Facility by Patient County of Residence**

ADD	Facility Name	Patient County	Under 65	65-74	75-84	Over 85	Unknown
		JACKSON	0	0	2	0	0
		JESSAMINE	0	0	2	1	0
		KENTON	0	1	0	0	0
		LINCOLN	1	3	8	3	0
		MADISON	1	2	1	0	0
		MARION	0	0	1	0	0
		ROCKCASTLE	0	1	0	0	0
		Total	9	15	35	24	0
	Legacy Reserve at Fritz Farm	FAYETTE	0	0	0	0	0
		Total	0	0	0	0	0
	Lexington Country Place	CASEY	0	0	0	1	0
		CLARK	0	0	0	1	0
		FAYETTE	1	2	6	49	0
		FRANKLIN	0	0	0	1	0
		JESSAMINE	1	0	0	2	0
		Other	0	1	0	1	0
		SCOTT	0	1	0	2	0
		WOLFE	0	0	0	1	0
		WOODFORD	0	0	0	1	0
		Total	2	4	6	59	0
	Lexington Premier Nursing and Rehab, LLC	FAYETTE	2	7	10	10	0
		Total	2	7	10	10	0
	Madison Health and Rehabilitation Center	BREATHITT	0	1	0	0	0
		CASEY	1	0	0	0	0
		CLARK	0	1	0	0	0
		ESTILL	1	0	0	3	0
		FAYETTE	4	2	4	0	0

**Table 30 - 2022 Kentucky Long Term Care Facility Patient Origin
Facility ADD and Facility by Patient County of Residence**

ADD	Facility Name	Patient County	Under 65	65-74	75-84	Over 85	Unknown
		FRANKLIN	1	0	0	0	0
		GARRARD	1	1	1	0	0
		JACKSON	1	0	0	1	0
		JESSAMINE	0	1	1	0	0
		LAUREL	1	0	0	0	0
		MADISON	10	10	13	9	0
		NICHOLAS	0	0	1	0	0
		OWSLEY	0	0	1	0	0
		ROCKCASTLE	1	1	0	1	0
		Total	21	17	21	14	0
	Mayfair Manor	ALLEN	0	0	0	1	0
		BOURBON	0	1	0	0	0
		BOYD	0	0	1	0	0
		CLARK	0	1	1	0	0
		DAVIESS	0	0	1	0	0
		FAYETTE	7	13	15	19	0
		JESSAMINE	0	0	1	2	0
		KENTON	0	0	0	1	0
		MADISON	2	0	0	0	0
		PULASKI	0	0	0	1	0
		WOODFORD	0	0	2	0	0
		Total	9	15	21	24	0
	Mayfair Village Retirement Center	FAYETTE	0	0	1	0	0
		JEFFERSON	0	0	1	0	0
		MCCRACKEN	0	0	1	0	0
		Other	0	1	1	4	0
		Total	0	1	4	4	0

**Table 30 - 2022 Kentucky Long Term Care Facility Patient Origin
Facility ADD and Facility by Patient County of Residence**

ADD	Facility Name	Patient County	Under 65	65-74	75-84	Over 85	Unknown
	Morning Pointe of Frankfort	FRANKLIN	0	0	0	0	0
		Total	0	0	0	0	0
	Morning Pointe of Lexington	Other	0	0	0	0	70
		Total	0	0	0	0	70
	Morning Pointe of Richmond	MADISON	0	0	0	0	0
		Total	0	0	0	0	0
	Nicholasville Nursing and Rehabilitation	BOYLE	0	0	1	0	0
		FAYETTE	4	4	4	2	0
		FRANKLIN	1	0	0	0	0
		GARRARD	0	0	0	1	0
		JESSAMINE	0	0	0	14	0
		MERCER	0	1	0	1	0
		Other	1	0	0	1	0
		PIKE	0	0	0	1	0
		ROCKCASTLE	0	0	1	0	0
		WASHINGTON	1	0	0	0	0
		WOODFORD	1	0	1	0	0
		Total	8	5	7	20	0
	Northpoint Lexington Healthcare Center	BOURBON	0	0	1	0	0
		BOYLE	1	0	0	0	0
		CALDWELL	0	0	1	0	0
		CLARK	1	2	2	2	0
		FAYETTE	3	24	27	30	0
		FRANKLIN	0	0	1	1	0
		GARRARD	1	0	1	0	0

**Table 30 - 2022 Kentucky Long Term Care Facility Patient Origin
Facility ADD and Facility by Patient County of Residence**

ADD	Facility Name	Patient County	Under 65	65-74	75-84	Over 85	Unknown
		JEFFERSON	0	1	1	0	0
		JESSAMINE	0	5	4	5	0
		MADISON	2	2	2	2	0
		Other	0	0	0	1	0
		OWEN	1	0	0	0	0
		PERRY	0	1	0	0	0
		ROWAN	0	1	0	0	0
		SCOTT	1	1	1	1	0
		TAYLOR	1	0	0	0	0
		TN	0	1	0	0	0
		WOODFORD	0	0	0	1	0
		Total	11	38	41	43	0
	Pine Meadows Post Acute	BOURBON	0	0	1	1	0
		BREATHITT	0	1	0	0	0
		CLARK	2	1	1	0	0
		FAYETTE	14	18	28	11	0
		FLEMING	0	0	0	2	0
		FRANKLIN	0	1	0	1	0
		JEFFERSON	0	1	1	0	0
		JESSAMINE	0	0	4	3	0
		LINCOLN	0	0	1	0	0
		MADISON	2	0	3	0	0
		MERCER	1	0	0	0	0
		NELSON	0	1	0	0	0
		NICHOLAS	0	0	0	1	0
		OHIO	0	0	1	0	0
		PULASKI	0	0	0	1	0
		SCOTT	0	0	3	0	0
		VA	0	1	0	0	0

**Table 30 - 2022 Kentucky Long Term Care Facility Patient Origin
Facility ADD and Facility by Patient County of Residence**

ADD	Facility Name	Patient County	Under 65	65-74	75-84	Over 85	Unknown
		WOODFORD	0	0	3	0	0
		Total	19	24	46	20	0
	Sayre Christian Village Nursing Home	ANDERSON	0	0	1	0	0
		BOONE	0	0	0	1	0
		CLARK	0	0	0	1	0
		FAYETTE	3	11	26	53	0
		FRANKLIN	0	0	1	0	0
		GARRARD	0	1	0	1	0
		HICKMAN	0	1	0	0	0
		IL	0	0	0	1	0
		JEFFERSON	0	1	0	0	0
		JESSAMINE	0	1	6	4	0
		JOHNSON	0	0	1	0	0
		Other	0	0	1	0	0
		SCOTT	0	1	3	2	0
		VA	0	0	1	0	0
		WAYNE	0	0	0	1	0
		WOODFORD	0	1	1	1	0
		Total	3	17	41	65	0
	Signature Healthcare at Heritage Hall Rehab	ANDERSON	2	3	10	8	0
		BOYLE	0	1	0	0	0
		FAYETTE	1	1	1	1	0
		FRANKLIN	5	5	8	6	0
		HARRISON	0	1	0	0	0
		HENRY	0	0	1	0	0
		JEFFERSON	1	0	0	0	0
		LINCOLN	1	0	0	0	0
		MARION	0	0	1	0	0

**Table 30 - 2022 Kentucky Long Term Care Facility Patient Origin
Facility ADD and Facility by Patient County of Residence**

ADD	Facility Name	Patient County	Under 65	65-74	75-84	Over 85	Unknown
		MERCER	1	0	2	2	0
		OH	0	1	0	0	0
		ROCKCASTLE	0	0	0	1	0
		SHELBY	0	0	1	0	0
		SPENCER	1	0	1	0	0
		TAYLOR	1	0	0	0	0
		WASHINGTON	0	0	0	1	0
		WOODFORD	0	1	1	1	0
		Total	13	13	26	20	0
	Signature Healthcare At Tanbark Rehab						
		FAYETTE	1	2	6	10	0
		FRANKLIN	0	1	0	0	0
		JESSAMINE	0	0	1	3	0
		MADISON	0	1	0	2	0
		MASON	0	1	1	0	0
		POWELL	0	0	1	0	0
		ROWAN	0	1	0	0	0
		Total	1	6	9	15	0
	Signature Healthcare of Georgetown						
		ADAIR	0	0	0	1	0
		BOURBON	0	3	0	0	0
		FAYETTE	3	1	1	3	0
		FRANKLIN	0	2	0	2	0
		GRANT	0	0	0	1	0
		HARRISON	1	2	1	0	0
		JESSAMINE	0	0	0	2	0
		LESLIE	1	0	0	0	0
		MADISON	0	0	0	1	0
		MERCER	1	0	0	0	0
		NELSON	0	0	0	1	0
		NICHOLAS	0	0	0	1	0

**Table 30 - 2022 Kentucky Long Term Care Facility Patient Origin
Facility ADD and Facility by Patient County of Residence**

ADD	Facility Name	Patient County	Under 65	65-74	75-84	Over 85	Unknown
		Other	0	0	0	1	0
		SCOTT	1	4	12	7	0
		WHITLEY	0	0	1	0	0
		WOODFORD	0	0	0	1	0
		Total	7	12	15	21	0
	Stanford Care and Rehab	BOYLE	4	7	5	3	0
		CASEY	0	1	0	0	0
		CLARK	1	0	0	0	0
		CLAY	0	0	1	0	0
		FAYETTE	2	3	1	0	0
		GARRARD	2	0	3	2	0
		HARDIN	0	0	0	2	0
		JEFFERSON	1	0	0	0	0
		JESSAMINE	0	1	0	1	0
		LAUREL	1	0	0	0	0
		LINCOLN	8	10	15	11	0
		MADISON	0	0	1	0	0
		MERCER	2	3	1	1	0
		Other	0	0	1	0	0
		PULASKI	6	4	1	1	0
		ROCKCASTLE	1	2	2	0	0
		SCOTT	1	0	0	0	0
		WAYNE	1	0	0	0	0
		WHITLEY	1	0	0	0	0
		Total	31	31	31	21	0
	Stanton Nursing and Rehabilitation Center	CLARK	1	4	1	9	0
		FAYETTE	2	1	1	0	0
		GREEN	0	0	1	0	0
		HARLAN	1	0	0	0	0

**Table 30 - 2022 Kentucky Long Term Care Facility Patient Origin
Facility ADD and Facility by Patient County of Residence**

ADD	Facility Name	Patient County	Under 65	65-74	75-84	Over 85	Unknown
		JEFFERSON	1	0	0	0	0
		KNOTT	1	0	0	0	0
		MADISON	0	1	1	0	0
		MENIFEE	1	0	1	1	0
		MERCER	0	0	0	1	0
		MONTGOMERY	2	0	0	0	0
		NICHOLAS	0	0	0	1	0
		POWELL	4	9	12	5	0
		ROCKCASTLE	1	0	0	0	0
		WOLFE	2	1	0	0	0
		WOODFORD	1	0	0	0	0
		Total	17	16	17	17	0
	Taylor Manor Nursing Home	BOYLE	0	0	1	0	0
		FAYETTE	0	1	5	6	0
		FRANKLIN	0	0	1	2	0
		LOGAN	0	1	0	0	0
		WOODFORD	0	0	3	7	0
		Total	0	2	10	15	0
	Telford Terrace	CLARK	0	0	0	1	0
		ESTILL	0	0	0	1	0
		FAYETTE	0	0	1	0	0
		LINCOLN	0	0	1	0	0
		MADISON	0	2	1	14	0
		Total	0	2	3	16	0
	The Homeplace At Midway	BOONE	0	0	0	1	0
		FAYETTE	0	0	2	2	0
		FRANKLIN	0	0	3	0	0
		HARDIN	0	0	0	1	0

**Table 30 - 2022 Kentucky Long Term Care Facility Patient Origin
Facility ADD and Facility by Patient County of Residence**

ADD	Facility Name	Patient County	Under 65	65-74	75-84	Over 85	Unknown
		IL	0	0	0	1	0
		IN	0	0	1	0	0
		JEFFERSON	0	0	1	0	0
		KENTON	0	0	0	1	0
		LEE	0	0	0	1	0
		SCOTT	0	0	0	1	0
		TN	0	0	0	1	0
		WOODFORD	0	0	0	5	0
		Total	0	0	7	14	0
	The Lantern at Morning Pointe	FAYETTE	1	3	13	15	0
		Total	1	3	13	15	0
	The Lantern at Morning Pointe of Frankfort	FRANKLIN	0	0	0	0	0
		Total	0	0	0	0	0
	The Meadows At Windsor Gardens	SCOTT	0	0	0	0	0
		Total	0	0	0	0	0
	The Terrace Nursing and Rehabilitation	ANDERSON	0	0	0	1	0
		ESTILL	0	1	0	2	0
		FAYETTE	0	0	0	2	0
		GARRARD	0	0	1	1	0
		JACKSON	0	1	1	0	0
		LAUREL	0	1	0	0	0
		MADISON	5	7	26	30	0
		Other	0	0	4	1	0
		PULASKI	0	0	2	1	0
		ROCKCASTLE	0	0	6	1	0
		WHITLEY	0	0	1	0	0
		Total	5	10	41	39	0

**Table 30 - 2022 Kentucky Long Term Care Facility Patient Origin
Facility ADD and Facility by Patient County of Residence**

ADD	Facility Name	Patient County	Under 65	65-74	75-84	Over 85	Unknown
	The Willows at Fritz Farm	ANDERSON	0	0	1	0	0
		BOURBON	0	0	1	0	0
		CLARK	0	0	1	0	0
		FAYETTE	1	2	13	17	0
		FRANKLIN	0	1	0	0	0
		HARDIN	0	0	2	0	0
		JESSAMINE	0	1	2	3	0
		MADISON	0	0	1	0	0
		Other	0	0	1	1	0
		SCOTT	0	0	1	0	0
		WOODFORD	0	0	0	1	0
		Total	1	4	23	22	0
	The Willows at Hamburg	ADAIR	0	0	0	0	0
		BOYLE	0	0	0	1	0
		CLARK	0	0	0	2	0
		FAYETTE	1	1	5	10	0
		GRANT	0	0	1	0	0
		GREENUP	0	0	0	1	0
		LEWIS	0	0	0	1	0
		MADISON	0	0	0	1	0
		Other	1	1	9	14	0
		ROWAN	0	0	1	0	0
		Total	2	2	16	30	0
	The Willows at Harrodsburg	ANDERSON	1	1	2	3	0
		BOYLE	1	1	3	0	0
		CLARK	0	1	0	0	0
		ESTILL	0	1	0	0	0
		FAYETTE	0	1	0	0	0

**Table 30 - 2022 Kentucky Long Term Care Facility Patient Origin
Facility ADD and Facility by Patient County of Residence**

ADD	Facility Name	Patient County	Under 65	65-74	75-84	Over 85	Unknown
		FRANKLIN	0	1	0	1	0
		GARRARD	0	1	0	0	0
		JESSAMINE	0	1	0	0	0
		KENTON	0	1	0	0	0
		LINCOLN	0	1	0	2	0
		MARION	0	1	0	0	0
		MERCER	2	2	1	4	0
		Total	4	13	6	10	0
	Thomson Hood Veterans Center	ADAIR	0	0	1	0	0
		ANDERSON	0	1	0	0	0
		BARREN	0	0	0	1	0
		BOONE	0	1	0	2	0
		BOURBON	0	0	1	0	0
		BOYD	0	0	0	1	0
		BOYLE	1	0	0	2	0
		CARTER	0	1	0	0	0
		CLARK	1	0	0	3	0
		CLINTON	0	1	0	0	0
		CUMBERLAND	0	1	0	0	0
		FAYETTE	0	6	15	27	0
		FLEMING	0	0	0	1	0
		FRANKLIN	1	0	1	2	0
		GARRARD	0	1	0	0	0
		GRANT	0	0	0	1	0
		GRAYSON	1	0	0	0	0
		HARDIN	0	1	0	0	0
		HENRY	0	0	2	0	0
		JEFFERSON	0	2	0	1	0
		JESSAMINE	1	0	2	3	0
		JOHNSON	0	1	0	0	0

**Table 30 - 2022 Kentucky Long Term Care Facility Patient Origin
Facility ADD and Facility by Patient County of Residence**

ADD	Facility Name	Patient County	Under 65	65-74	75-84	Over 85	Unknown
		KENTON	0	0	0	1	0
		LINCOLN	0	0	1	1	0
		MADISON	0	0	1	1	0
		MERCER	0	0	2	2	0
		MONTGOMERY	0	0	1	0	0
		ROCKCASTLE	0	0	1	0	0
		ROWAN	0	0	1	0	0
		SCOTT	0	0	2	0	0
		SHELBY	0	1	0	0	0
		WASHINGTON	0	0	0	1	0
		WOODFORD	0	1	4	1	0
		Total	5	18	35	51	0
	Waynesburg Manor	LINCOLN	0	0	0	0	0
		Total	0	0	0	0	0
	Wesley Village	JESSAMINE	0	0	0	1	0
		Total	0	0	0	1	0
	Willows at Citation	ANDERSON	0	0	1	0	0
		BOYLE	0	0	0	1	0
		BREATHITT	0	0	0	1	0
		BUTLER	0	0	0	1	0
		CLARK	0	0	1	0	0
		FAYETTE	1	4	4	16	0
		FRANKLIN	0	0	0	2	0
		JESSAMINE	0	0	1	1	0
		MAGOFFIN	1	0	0	0	0
		MORGAN	0	0	0	1	0
		NELSON	0	0	0	2	0
		OH	0	0	0	1	0

**Table 30 - 2022 Kentucky Long Term Care Facility Patient Origin
Facility ADD and Facility by Patient County of Residence**

ADD	Facility Name	Patient County	Under 65	65-74	75-84	Over 85	Unknown
		Other	0	0	0	1	0
		ROWAN	0	0	1	0	0
		SCOTT	0	0	0	4	0
		TAYLOR	0	0	1	0	0
		WOODFORD	1	0	0	1	0
		Total	3	4	9	32	0
		ADD:15 Total	413	632	975	1,041	70
State Total			3,232	4,767	6,541	6,069	350

**KENTUCKY ANNUAL
LONG-TERM CARE SERVICES
REPORT**



**KENTUCKY CABINET FOR
HEALTH AND FAMILY SERVICES**

SECTION VII: FACILITY COMMENTS

Table 31 - 2022 Long Term Care - Memo Section

License	Facility	Page	LTCMemo
100728	Baptist Health Deaconess Madisonville (LTC)	LTCResidentActivity	NO BEDS WERE IN OPERATION IN 2022.
100763	Baptist Health La Grange	LTCResidentActivity	THE CLOSE DATE OF THIS FACILITY WAS OCTOBER 21, 2021. BEDS HELD IN ABEYANCE.
100766	Baptist Health Paducah	All	NURSING FACILITY TEMPORARILY CLOSED 3-23-2017
100891	Belmont Village	LTCPCComment	BELMONT VILLAGE DID NOT HAVE ANY RESIDENT THAT MET THE SMI CRITERIA IN 2022
100891	Belmont Village	LTCResidentActivity	RESIDENT LICENSE BEDS IN OPERATIONS-DEPENDING ON THE CONFIGURATION OF THE APARTMENT PURCHASED. APARTMENT CAN BE CONFIGURED TO HAVE ADDITIONAL PRIVATE ROOM.
100492	Bluegrass Care and Rehabilitation Center	LTCResidentActivity	OUT OF THE 124 LICENSED BEDS 6 ARE NOT IN OPERATION
101294	Bluegrass Way	LTCPCComment	BLUEGRASS FACILITY DID NOT HAVE ANY RESIDENTS DURING (2022) THAT MET THE SMI CRITERIA.
101367	Boonesboro Trail Senior Living	LTCPCComment	BOONESBORO TRAIL SENIOR LIVING DIDN'T HAVE ANY RESIDENTS DURING 2022 WHO MET SMI CRITERIA
101289	Boonespring Transitional Care Center	LTCICFComment	NO ICF BEDS
101289	Boonespring Transitional Care Center	LTCPCComment	NO PERSONAL CARE BEDS
100024	Bourbon Heights	LTCCensusOrigin	LAUDERDALE, MS. & MOOREVILLE, MS.
100024	Bourbon Heights	LTCPCComment	BOURBON HEIGHTS DID NOT HAVE ANY RESIDENTS DURING 2022 THAT MET THE SMI CRITERIA.
100024	Bourbon Heights	LTCResidentActivity	THIS ROOM IS UNUSABLE.
100039	Bracken County Post-Acute and Rehabilitation Center	LTCCensusOrigin	PIKE CTY MS
100738	Breckinridge Memorial Nursing Facility	LTCCensusOrigin	1 AGE 65-74 FROM MEADE COUNTY
100738	Breckinridge Memorial Nursing Facility	LTCICFComment	0
101175	Bridgepointe At Ashgrove Woods	LTCPayorSource	WE HAD 4 OPERATIONAL NH BED, WITH 3 OF THOSE FILLED AT THE END OF 2022. EACH ADMITTED ON 12/22/22. EQUALING 10 DAYS PER PATIENT WITH A TOTAL OF 30 DAYS. ALL PRIVATE PAY.
101175	Bridgepointe At Ashgrove Woods	LTCPCComment	BRIDGEPOINTE AT ASHGROVE WOODS IS ONLY SUBMITTING DATA ON THE RESIDENTS LINE AS THEY HAD NO RESIDENTS THAT MEET THE SMI CRITERIA.
101175	Bridgepointe At Ashgrove Woods	LTCResidentActivity	70 BEDS (THIS INCLUDES 19 ROOMS LICENSED FOR DOUBLE OCCUPANCY) THE LICENSED PC BEDS HAVE CHANGED SINCE LAST YEAR DUE TO WE DECERTIFIED BEDS AND CHANGED THE LEVELS OF CARE TO IL/AL/NH BEDS.
100450	Cedar Lake Lodge	LTCICFComment	ONE RESIDENT WAS VOLUNTARILY DISCHARGED TO HER HOME WITH GUARDIAN.
100751	Cedar Ridge Health Campus	LTCPayorSource	NURSING FACILITY OTHER: HOSPICE MEDICAID
100751	Cedar Ridge Health Campus	LTCPCComment	CEDAR RIDGE HAD NO SMI PATIENTS FOR 2022
101271	Cedarhurst of Beaumont	LTCICFComment	NO LTC

Table 31 - 2022 Long Term Care - Memo Section

License	Facility	Page	LTCMemo
101271	Cedarhurst of Beaumont	LTCPCComment	NO SMI RESIDENTS
101379	Cedarhurst of Henderson	LTCPCComment	FACILITY DID NOT HAVE ANY RESIDENTS DURING 2022 THAT MET THE SMI CRITERIA.
101358	Cedarhurst of Nicholasville	LTCResidentActivity	WE CURRENTLY 3 BEDS AVAILABLE FOR IMMEDIATE USE.
101181	Central Ky Recovery Center Unit 1	LTCResidentActivity	THE FACILITY WAS CLOSED DURING 2022.
100540	Christian Health Center - Corbin	LTCPCComment	NONE OF OUR PC RESIDENTS HAD AN SMI.
100180	Clinton Hickman County Nursing Facility	LTCPCComment	WE DON'T HAVE ANY PC RESIDENTS WITH A SMI - NONE IN BEGINNING CENSUS COUNT OR ADMISSIONS IN 2022. THERE ARE NO SMI RESIDENTS.
100181	Clinton Place	LTCPCComment	NO PC RESIDENT WITH SMI
100405	Colonial Center	LTCPCComment	NO SMI RESIDENTS
100007	Cornerstone Manor	LTCCensusDeath	ZERO DEATHS AT THIS FACILITY.
100067	Covington Convalescent Center	LTCICFComment	WE HAVE 0 INDIVIDUALS READY FOR TRANSITION.
100067	Covington Convalescent Center	LTCPCComment	NO PERSONAL CARE BEDS
100267	Covington Ladies Home	LTCResidentActivity	USING ONE ROOM UNTIL IT IS NEEDED FOR OUR DIRECTOR OF NURSING'S OFFICE.
101301	Dominion Senior Living of Frankfort	LTCCensusOrigin	ALABAMA
101353	Dominion Senior Living of Louisville	LTCPCComment	FACILITY DID NOT HAVE ANY RESIDENTS DURING (YEAR) THAT MET THE SMI CRITERIA
101299	Emerald Trace	LTCPCComment	NO INDIVIDUALS MET SMI CRITERIA
100747	Flaget Memorial Hospital NF	LTCResidentActivity	UNIT REOPENED ON 9/12/2022 WITH FIRST ADMISSION AFTER ADMISSION PAUSE IN 2020.
101222	Forest Springs Health Campus	LTCPCComment	NO RESIDENTS RECEIVING STATE SUPPLEMENTATION.
100155	Frasures Personal Care Home	LTCCensusOrigin	PCH DO NOT COMPLETE.
100355	Friendship Health and Rehab	LTCCensusOrigin	BEDS NOT OPERATIONAL FOR REPORTING PERIOD.
100355	Friendship Health and Rehab	LTCPayorSource	BEDS NOT OPERATIONAL FOR REPORTING PERIOD, HELD PENDING NEW FACILITY DEVELOPMENT.
100355	Friendship Health and Rehab	LTCResidentActivity	BED CURRENTLY NOT IN OPERATION, DEVELOPING NEW FACILITY.
100132	Fulton Nursing and Rehab	LTCCensusOrigin	TOTAL 6
100887	Gaither Suites at West Park	LTCPCComment	ZERO RESIDENT DAYS FOR RESIDENTS WITH SMI
101231	Gardens At Hickory Woods	LTCPCComment	WE DO NOT HAVE ANY RESIDENTS WITH SMI
100516	Good Shepherd Community Nursing Center	LTCCensusOrigin	WISE CTY VA
100516	Good Shepherd Community Nursing Center	LTCResidentActivity	TWO PERSONAL CARE BEDS ARE LICENSED, BUT NOT OPERATIONAL.
100144	Green Acres Health Care	ALL	GREEN ACRES HAD AN EMERGENCY LICENSE FOR 73 BEDS UNTIL 6/7/22. WE RETURNED TO A 60 BED LICENSED BED FACILITY ON 6/7/22.
101321	Hallmark House Louisville II	LTCResidentActivity	EACH RESIDENT PROVIDES THEIR OWN BED
100033	Hamiltons Personal Care Home	LTCResidentActivity	FACILITY WAS SOLD IN MAY 2023. CURRENT OWNERS DO NOT HAVE DATA FROM PREVIOUS OWNER.
100336	Harpers Home for the Aged	LTCCensusDeath	NONE

Table 31 - 2022 Long Term Care - Memo Section

License	Facility	Page	LTCMemo
100336	Harpers Home for the Aged	LTCICFComment	NO ICF PATIENTS
100336	Harpers Home for the Aged	LTCPCComment	HARPERS DOES NOT HAVE ANY SMI RESIDENTS
100457	Harrodsburg Health and Rehab Ctr	LTCResidentActivity	99 IS CORRECT - 2021 ENDING CENSUS SHOULD HAVE BEEN 99 INSTEAD OF 100.
100395	Hearthstone Place	LTCResidentActivity	THE NUMBER OF LICENSED BEDS CHANGED FROM 110 TO 60 ON JUNE 7, 2022
100086	Hermitage Care and Rehabilitation Center	LTCResidentActivity	BED LICENSE CHANGED FROM 70 NF BEDS TO 76 NF BEDS 10/01/2022 NH BEDS WENT FROM 22 TO 16 10/01/2022
100726	Highlands ARH Regional Medical Center (NF)	LTCResidentActivity	ALL 18 BEDS ARE STILL LICENSED BUT NOT OPERATIONAL.
100437	Irvine Nursing and Rehabilitation	LTCResidentActivity	INRC HAS 2 PC BEDS
100222	Jeffersontown Rehabilitation	LTCResidentActivity	THE CENSUS ENDING IN YEAR 2021 WAS 86 AND OUR CENSUS 1/1/2022 WAS 84. THIS WAS DUE TO TWO RESIDENTS BEING DISCHARGED 12/31/2021.
100349	Johnson Mathers Nursing Home	LTCResidentActivity	FACILITY CEASED OPERATIONS DUE TO LOSS OF CMS CERTIFICATION.
100765	Kindred Hospital - Louisville	LTCResidentActivity	NOT CURRENTLY COHORTING IN THREE SEMI-PRIVATE ROOMS.
100031	King's Daughters Rehab and Skilled Nursing Facility	All	KINGS DAUGHTERS MEDICAL CENTER'S REHAB AND SKILLED NURSING CENTER REMAINED NON-OPERATIONAL DURING THE CALENDAR YEAR OF 2022. NO RESIDENTS WERE ADMITTED OR DISCHARGED DURING THE REPORTING PERIOD.
100037	Landmark of Danville Rehabilitation and Nursing Center, LLC	LTCICFComment	NONE
101330	Legacy Reserve at Fritz Farm	LTCPCComment	ZERO RESIDENTS WITH SMI RESIDE AT LEGACY RESERVE FRITZ FARM
100376	Life Care Center of Morehead	LTCResidentActivity	AT THIS TIME, DUE TO THE SIZE OF THE ROOM, WE ARE UTILIZING OUR 3-BED WARD ROOM AS A SEMI-PRIVATE ROOM TO ACCOMMODATE THE NEEDS OF OUR RESIDENTS.
100439	Loretto Motherhouse Infirmary	LTCPCComment	ZERO SMI RESIDENTS IN OUR PERSONAL CARE
100192	Lyndon Woods Care and Rehabilitation	LTCICFComment	FACILITY DID NOT HAVE ANY RESIDENT WAITING TO TRANSITION FOR THE 2022 CALENDAR YEAR
100192	Lyndon Woods Care and Rehabilitation	LTCPCComment	THE FACILITY DID NOT HAVE ANY SMI IN THE FACILITY DURING 2022B YEAR
100225	Masonic Home of Louisville	LTCResidentActivity	STARTED WITH 167 BEDS AND DECREASED TO 136 ON 3/1/22.
100386	Masonic Home of Shelbyville	LTCResidentActivity	USING FEWER BEDS TO ALLOW FOR MORE PRIVATE ROOMS
100111	Mayfair Manor	LTCResidentActivity	USED THESE BEDS AS PRIVATE SUITES
100481	Mayfield Health and Rehabilitation	LTCResidentActivity	DUE TO NATURAL DISASTER IN DECEMBER 2021, FACILITY HAD TO FILE FOR A RELOCATION VIA CON #018-01-6052(1). THE BEDS WILL BE LICENSED AT THE NEW SITE BUT WERE NOT IN OPERATION IN 2022.
100901	McDowell Place of Danville	LTCResidentActivity	WE ADDED 12 LICENSED PERSONAL CARE BEDS EFFECTIVE MAY 13, 2022. TOTAL PC BEDS IN OPERATION AS OF 12/31/22 WAS 24.
100727	McDowell Skilled Nursing Facility	LTCResidentActivity	THE NF BEDS WERE NOT UTILIZED IN 2022.

Table 31 - 2022 Long Term Care - Memo Section

License	Facility	Page	LTCMemo
100467	Nazareth Home	LTCResidentActivity	CCRC BEDS WERE USED TO ALLEVIATE COVID EMERGENCY IN 2022.
100523	Oakmont Manor	LTCCensusOrigin	56 RESIDENTS WITH AN UNKNOWN ORIGIN
100458	Outwood ICF/IID	LTCICFComment	TRANSITION WAS HALTED AFTER ACCEPTING LOCATION WAS PLACED ON MORATORIUM
100526	Owsley County Health Care Center	LTCResidentActivity	PC BEDS NOT IN OPERATION IN 2022
100168	Parkside Manor	All	PLEASE NOTE THAT WE ASSUMED OWNERSHIP OF PARKSIDE MANOR I LLC AS OF 3.1.22. THEREFORE, THE DATA PROVIDED WILL BE FOR 3.1.22-12.31.22.
101373	Peridot Senior Living	LTCResidentActivity	OUR FIRST RESIDENTS MOVED IN 03/09/2022
100725	Pineville Community Hospital LTC	LTCResidentActivity	ALL BEDS ARE HELD IN ABEYANCE CURRENTLY
100264	Regency Manor	All	PLEASE NOTE THAT WE ASSUMED OWNERSHIP AS OF 3.1.22. THEREFORE, ALL RESPONSES WILL REFLECT THE TIME PERIOD OF 3.1.22-12.31.22.
100503	Regis Woods	LTCResidentActivity	BEDS ARE HELD IN ABEYANCE.
100317	Riverside Care and Rehab Ctr	All	70 IS THE CORRECT ENDING AND BEGINNING CENSUS
100519	Salyersville Nursing and Rehabilitation Center	LTCCensusDeath	NO PERSONAL CARE DATA
100519	Salyersville Nursing and Rehabilitation Center	LTCResidentActivity	SALYERSVILLE NURSING AND REHAB CENTER DID NOT HAVE ANY PERSONAL CARE RESIDENTS IN 2022. ONLY 139 NF BEDS IN OPERATION DUE TO CONVERTING 6 ROOMS TO SHORT TERM ROOMS. THEY ONLY HAVE ONE BED IN EACH OF THEM.
101339	Sanders Ridge Health Campus	LTCICFComment	THIS DOES NOT PERTAIN TO OUR CAMPUS
101339	Sanders Ridge Health Campus	LTCPCComment	WE DID NOT HAVE ANY RESIDENTS THAT MET THE SMI GUIDELINES
100505	Sansbury Care Center	LTCCensusDeath	THERE WERE 0 PC PATIENTS AS OF 12/31/2022
100505	Sansbury Care Center	LTCCensusOrigin	ESSEX COUNTY, MASSACHUSETTS PIMA COUNTY, ARIZONA
100170	Shady Lawn	All	PLEASE NOTE THAT WE ASSUMED OWNERSHIP ON 3.1.22. THE INFORMATION PROVIDED WILL THEREFORE BE FROM 3.1.22-12.31.22. ADDITIONALLY, THE FACILITY NAME IS SHADY LAWN I LLC, NOT SHADY LAWN REST HOME.
101382	Shelby Farms Senior Living	LTCICFComment	PERSONAL CARE FACILITY ONLY.
101382	Shelby Farms Senior Living	LTCResidentActivity	96 FACILITY BEDS WERE LICENSED 6/7/2022 AFTER INITIAL OIG INSPECTION. PATIENT DAYS ESTIMATED AT 207 X 96= 19,872 POTENTIAL DAYS FROM THAT DATE.
100347	Signature Healthcare At Colonial Rehab	LTCPCComment	NO PERSONAL CARE BEDS
100233	Signature Healthcare at Glenview	LTCResidentActivity	LICENSE IS BEING HELD IN ABEYANCE.
100090	Signature Healthcare at Hillcrest	LTCResidentActivity	110 IS CORRECT - 2021 ENDING CENSUS SHOULD HAVE BEEN 110.
100226	Signature Healthcare at Meadowview Rehab	LTCResidentActivity	LICENSE IS HELD IN ABEYANCE.

Table 31 - 2022 Long Term Care - Memo Section

License	Facility	Page	LTCMemo
100570	Signature Healthcare at North Hardin Rehab	LTCPCComment	WE DO NOT CURRENTLY USE ANY OF OUR PC BEDS.
100453	Signature Healthcare At Rockford Rehab	LTCCensusDeath	NONE ON DECEMBER 31, 2022
101233	Signature Healthcare at U of L Mary & Elizabeth Hosp	LTCResidentActivity	LICENSED BED COUNT AUTO-POPULATED AT 20 BUT THERE ARE 26 BED LICENSES ON FILE FOR THIS TIME PERIOD
100428	Signature Healthcare of East Louisville	LTCResidentActivity	BEDS IN OPERATION UPDATED FROM 0 TO 128
100277	Signature HealthCARE Sunrise Manor	LTCResidentActivity	111 IS THE CORRECT BEGINNING CENSUS FOR THE CURRENT SURVEY YEAR (01/01/2022).
100756	Spring Creek Health Care	LTCResidentActivity	CHANGE OF OWNERSHIP EFFECTIVE 11/1/2022.
101185	St Charles Care Center	LTCResidentActivity	DECEMBER 21, 2022 WE DE-LICENSED 16 BEDS
100704	St Claire Medical Center TCU	LTCResidentActivity	BEDS ARE CURRENTLY BEING HELD IN ABEYANCE
101278	Storypoint Prospect	LTCResidentActivity	COMMUNITY WAS PURCHASED ON 3/1/2021. PROPERTY TRANSITIONED FROM EXCEPTIONAL SENIOR LIVING TO STORYPOINT SENIOR LIVING.
100517	Summerfield Rehab and Wellness	LTCResidentActivity	THE LICENSED BED COUNT AUTO-POPULATED AT 107 WHICH IS INCORRECT. 165 BED LICENSES ON-FILE
100420	Taylor Manor Nursing Home	LTCCensusAge	RESIDENT EXPIRED ON 12/1/2022
100946	Telford Terrace	LTCICFComment	RESIDENT IS APPROPRIATED FOR IC AND FAMILY PREFERS PRIVATE ROOM.
100946	Telford Terrace	LTCPCComment	TELFORD TERRACE HAS NO PC PATIENTS WITH SMI.
100203	The Episcopal Church Home	LTCResidentActivity	35 BEDS ARE NON-OPERATIONAL
100771	The Heritage	LTCCensusOrigin	MONTGOMERY, ALA
101200	The Lantern at Morning Pointe	LTCCensusOrigin	32 TOTAL
101131	The Lantern at Morning Pointe of Frankfort	LTCCensusAge	NO RESIDENTS UNDER THE AGE OF 65.
101131	The Lantern at Morning Pointe of Frankfort	LTCResidentActivity	WE HAVE 36 APARTMENTS, WE HAVE THE CAPAILITY TO HAVE DOUBLE OCCUPANTS GOING UP TO 42 TOTAL PATIENTS
101180	The Legacy at the Willows	LTCICFComment	THE WILLOWS AT HAMBURG HAD 0 RESIDENTS TO TRANSITION.
101180	The Legacy at the Willows	LTCPCComment	THE WILLOWS AT HAMBURG DID NOT HAVE ANY RESIDENTS DURING (YEAR) THAT MET THE SMI CRITERIA.
100645	The Springs at Stony Brook	LTCResidentActivity	THE BEGINNING CENSUS FOR 2022 IS CORRECT.
101286	The Willows at Fritz Farm	LTCICFComment	NOT ICF
101286	The Willows at Fritz Farm	LTCPCComment	NO SMI
101136	The Willows at Hamburg	LTCICFComment	THE WILLOWS AT HAMBURG DID NOT HAVE ANY RESIDENTS TO TRANSITION.
101136	The Willows at Hamburg	LTCPCComment	THE WILLOWS AT HAMBURG DID NOT HAVE ANY RESIDENTS DURING 2022 THAT MET THE SMI CRITERIA.
100513	The Willows at Springhurst	LTCResidentActivity	16 PC ALZHEIMER BEDS (UNIT)
100548	Treyton Oaks Towers	LTCResidentActivity	PERSONAL CARE FACILITY LICENSED BEDS INCREASED FROM 40 ON JANUARY 1, 2022 TO 53 LICENSED BEDS EFFECTIVE 10/28/2022.
100957	Trinity Station Retirement Community	LTCCensusOrigin	NO NURSING FACILITY PATIENT ORIGIN

Table 31 - 2022 Long Term Care - Memo Section

License	Facility	Page	LTCMemo
100957	Trinity Station Retirement Community	LTCPCComment	TRINITY STATION FACILITY DID NOT HAVE ANY RESIDENTS DURING (YEAR) THAT MET THE SMI CRITERIA.
101018	Valhalla Post Acute	LTCResidentActivity	130 BEDS FROM 01.01.22 TO 05.31.22 162 BEDS FROM 06.01.22 TO 12.31.22
100889	Wesley Village	LTCPCComment	WESLEY VILLAGE HAD NO RESIDENTS THAT MET THE SMI CRITERIA IN 2022
100889	Wesley Village	LTCResidentActivity	BEDS IN OPERATION: NH-CCRC - LICENSED FOR 36 BEDS, BUT 6 SHARED BEDS WERE HELD PRIVATE LICENSED FOR 28 PC BEDS IN 20 APT-STYLE ROOMS, 1 & 2 BEDROOMS FOR PC COUPLES IC LICENSED FOR 2 BEDS IN 1 ROOM, BUT HELD PRIVATE IN 2022. WESLEY VILLAGE HAD NO RESIDENTS THAT MET THE SMI CRITERIA IN 2022
100340	West Liberty Nursing and Rehabilitation Center	LTCPCComment	NO SMI
100340	West Liberty Nursing and Rehabilitation Center	LTCResidentActivity	BEGINNING 2022 CENSUS IS CORRECT. ENDING 2021 CENSUS WAS REPORTED INCORRECTLY.
101144	Westport Place Health Campus	LTCPCComment	WE DO NOT HAVE ANYONE THAT QUALIFIES WITH SMI
101144	Westport Place Health Campus	LTCResidentActivity	62 X 365 = 22630 NOTE THAT THERE WAS NO CHANGE IN LICENSED BEDS
100947	Wickshire Blankenbaker	LTCResidentActivity	MANY OF OUR ROOMS ARE LICENSED FOR 2 BEDS TO ACCOMMODATE DOUBLE OCCUPANCY BUT MOST ARE UTILIZED FOR SINGLE OCCUPANCY
101215	Willows at Citation	LTCCensusAge	NURSING HOME (NON-CCRC) SHOULD REFLECT: 65-74: 1 75-84: 1 TOTAL : 2
101215	Willows at Citation	LTCICFComment	NOT APPLICABLE FOR THE WILLOWS AT CITATION
101215	Willows at Citation	LTCPayorSource	NURSING HOME (NON-CCRC) SHOULD REFLECT: MCR: 167 PP:534 TOTAL PATIENT DAYS: 701
101215	Willows at Citation	LTCPCComment	THE WILLOWS AT CITATION DID NOT HAVE ANY RESIDENTS DURING 2022 THAT MET THE SMI CRITERIA.
101215	Willows at Citation	LTCResidentActivity	NURSING HOME (NON-CCRC) SHOULD REFLECT: 2 LICENSED BEDS, 2 BEDS IN OPERATION, BEGINNING CENSUS: 1; ADMISSIONS: 3; D/C: 2; ENDING CENSUS: 2; TOTAL PATIENT DAYS: 701; POTENTIAL PATIENT DAYS: 730