

# **2023 KENTUCKY ANNUAL LONG-TERM CARE SERVICES REPORT**

January 1 through December 31, 2023  
Published August 2024



**KENTUCKY CABINET FOR  
HEALTH AND FAMILY SERVICES**

**Office of Inspector General  
Division of Certificate of Need**

# 2023 KENTUCKY ANNUAL LONG-TERM CARE REPORT

## TABLE OF CONTENTS

Introduction.....	I
Definitions .....	II - III
Map of KY Area Development District (ADD).....	IV
List of ADDs and Counties.....	V
Map of KY State Psychiatric Hospital/Community Mental Health Center Districts.....	VI
List of KY State Psychiatric Hospital/Community Mental Health Center Districts .....	VII - VIII
Long Term Care Charts and Graphs for Data Analysis .....	IX - XII

### Section I – Census Data

Includes number of licensed beds, beginning census, admissions, discharges, ending census, total patient days and occupancy percentage for each bed type.

Table 1 - Licensed Nursing Facility Beds .....	1 - 19
Table 1A – Licensed Nursing Facility Beds by Area Development District (ADD) .....	20
Table 2 - Licensed Personal Care Beds.....	21 - 31
Table 2A - Personal Care Bed Resident Census by CMHC Region and Percent of SMI .....	32 - 46
Table 2B - Personal Care Bed Resident Census by Age Group and CMHC Region.....	47 - 58
Table 2C - Personal Care Bed Census and Inpatient Days for Individuals with SMI.....	59 - 72
Table 2CC - Personal Care Bed Census and Inpatient Days for Individuals with SMI Receiving State Supplementation .....	73 - 90
Table 2D - Personal Care Bed Census with SMI by Gender and Ages 18 – 64.....	91 - 112
Table 2DD - Personal Care Bed Census by Gender and Ages 18 – 64 Residents with SMI Receiving State Supplementation .....	113 - 127
Table 2E - Personal Care Bed Census with SMI by Gender and Ages 65 and Older .....	128 - 146
Table 2EE - Personal Care Bed Census by Gender and Ages 65 and Older Residents with SMI Receiving State Supplementation .....	147 - 161
Table 3 - Licensed Nursing Home Beds (CCRC) .....	162 - 164
Table 4 - Licensed Nursing Home Beds (Non-CCRC) .....	165
Table 5 - Licensed Intermediate Care Beds.....	166
Table 6 - Licensed Alzheimer’s Facility Beds .....	167
Table 7 - Licensed ICF/IID Facilities.....	168 - 169
Table 7A - Licensed ICF/IID Facilities Bed Transition Status by CMHC Region .....	170 - 172
Table 7B - Licensed ICF/IID Facilities Bed, Reasons Individuals Not Transitioned by CMHC Region.....	173 - 207

## TABLE OF CONTENTS (CONTINUED)

### Section II – Payor Source Data

Includes primary payor source data in number of patient days for each bed type.

Table 8 - Licensed Nursing Facility Beds .....	208 - 231
Table 9 - Licensed Personal Care Beds .....	232 - 246
Table 10 - Licensed Nursing Home Beds (CCRC) .....	247 - 250
Table 11 - Licensed Nursing Home Beds (Non-CCRC) .....	251
Table 12 - Licensed Intermediate Care Beds .....	252 - 253
Table 13 - Licensed Alzheimer’s Facility Beds .....	254
Table 14 - Licensed ICF/IID Facilities.....	255 - 256

### Section III – Patient Age Distribution Data

Includes the ages of patients residing in each facility on December 31 of the reporting year.

Table 15 - Licensed Nursing Facility Beds .....	257 - 281
Table 16 - Licensed Personal Care Beds .....	282 - 296
Table 17 - Licensed Nursing Home Beds (CCRC) .....	297 - 300
Table 18 - Licensed Nursing Home Beds (Non-CCRC) .....	301
Table 19 - Licensed Intermediate Care Beds .....	302 - 303
Table 20 - Licensed Alzheimer’s Facility Beds .....	304
Table 21 - Licensed ICF/IID Facilities.....	305 - 306

### Section IV – Patient Death Distribution Data

Includes the ages of patient deaths in each facility during the reporting year.

Table 22 - Licensed Nursing Facility Beds .....	307 - 329
Table 23 - Licensed Personal Care Beds .....	330 - 343
Table 24 - Licensed Nursing Home Beds (CCRC) .....	344 - 347
Table 25 - Licensed Nursing Home Beds (Non-CCRC) .....	348
Table 26 - Licensed Intermediate Care Beds .....	349 - 350
Table 27 - Licensed Alzheimer’s Facility Beds .....	351
Table 28 - Licensed ICF/IID Facilities.....	352 353

### Section V – Table 29 - Nursing Facility by ADD..... 354- 367

### Section VI – Table 30 - Patient Origin Data..... 368 - 480

### Section VII – Table 31 – Facility Comments..... 481 - 489

# 2023 KENTUCKY ANNUAL LONG-TERM CARE REPORT

## INTRODUCTION

The Cabinet for Health and Family Services, Office of Inspector General, Division of Certificate of Need, announces the release of the 2023 Kentucky Annual Long-Term Care Report. This office is responsible for the utilization data collection and reporting required by, 900 KAR 6:125 and in support of the State Health Plan 900 KAR 5:020. This report covers the period from January 1, 2023 through December 31, 2023.

The Office of Inspector General, Division of Certificate of Need, produces a number of utilization and services reports. In addition to the Long-Term Care Report, the following reports are available: Megavoltage, Positron Emission Tomography (PET); Ambulatory Surgical Services; Chemical Dependency; Long-Term Care; Home Health; Hospice; Magnetic Resonance Imaging (MRI); Private Duty Nursing; Annual Hospital Utilization and Services; and Psychiatric Residential Treatment Facility. These reports can be downloaded from the following web site: <https://chfs.ky.gov/agencies/os/oig/dcn/Pages/annualreports.aspx>.

\*NOTE: When checking ending census for the previous year and the beginning census for the current year, there may be discrepancies in the numbers. When possible, a note was included in the Facility Comments section to explain.

This report now becomes the most recent official data on Long-Term Care services utilization published by the Cabinet for Health and Family Services. Questions, comments or a request for copies of the reports should be directed to Michele Bushong at [CONSurvey@ky.gov](mailto:CONSurvey@ky.gov) or (502) 564-5798.

**Cabinet for Health and Family Services**  
Office of Inspector General  
Division of Certificate of Need  
275 East Main Street 5E-A  
Frankfort, KY 40621

## DEFINITIONS

**Alzheimer's Facility (ALZ)** - A long-term care facility constructed and operated pursuant to KRS.216B.071 that provides care to residents with a primary diagnosis of Alzheimer's disease or related disorders.

**Beds in Operation** - Number of beds, regularly maintained and available on the floor to be filled. Actual beds set up and staffed for immediate use for inpatients during the reporting period.

**Beginning Census** – The beginning census for the current survey year should be the same as the ending census from the prior survey year. It starts at the beginning of the day January 1, just after midnight.

**CMHC** – Community Mental Health Center

**Days in Period** - Number of days in the reporting period.

**Ending Census** – The ending census taken just before midnight December 31. It should also be verified by the following calculation:  
Beginning Census + Admissions – Discharges – Deaths = Ending Census.

**Intermediate Care (IC)** - Establishments with permanent facilities and health related services for patients who do not require the degree of care and treatment which a hospital or skilled nursing facility is designed to provide, but who, because of their mental or physical condition, require care and services (above the level of room and board) which can be made available to them only through institutional facilities on an inpatient basis.

**Intermediate Care Facility for Individuals with Intellectual Disability (ICF/IID)** - A facility licensed by the Office of the Inspector General to provide care for individuals with intellectual disabilities.

**Licensed Beds** - The number and type of beds for which the facility has been licensed at the end of the reporting period.

**Long-Term Care** - A facility licensed by the state through the Office of the Inspector General (OIG) providing one or more of the following levels of care: Alzheimer's Facility, Intermediate Care, Nursing Facility, Nursing Home, and Personal Care Home.

**Nursing Facility (NF)** - Long-term care facilities, formerly skilled nursing, nursing home, or intermediate care facilities prior to October 1, 1990, which meet the Omnibus Budget Reconciliation Act of 1987 (OBRA 87) nursing home reform requirements. Nursing facilities must be certified to participate in the **Medicare program in order to be certified for participation in Medicaid**, with the exception of those who have obtained a Medicaid nursing requirement waiver.

## DEFINITIONS (CONTINUED)

**Nursing Home (NH) (Non-CCRC)** - Establishments with permanent facilities that include inpatient beds, and with medical services including continuous nursing service; that provide treatment for patients who require inpatient care but do not currently require continuous hospital services.

**Nursing Home (CCRC)** – Continuing Care Retirement Community (CCRC) Nursing Home Beds are issued a Certificate of Compliance by the Office of Inspector General. Nursing Home (CCRC) beds are reported separately from Nursing Home (Non-CCRC) bed utilization. See KRS 216B.332 (1) and (2) for those requirements <https://apps.legislature.ky.gov/law/statutes/statute.aspx?id=40484>.

**Percent Occupancy** - Total patient days divided by potential patient days.

**Percent Transitioned (ICF/IID)** – Calculated by dividing the total individuals transitioned by the individuals served. The individuals served is the beginning census plus admissions.

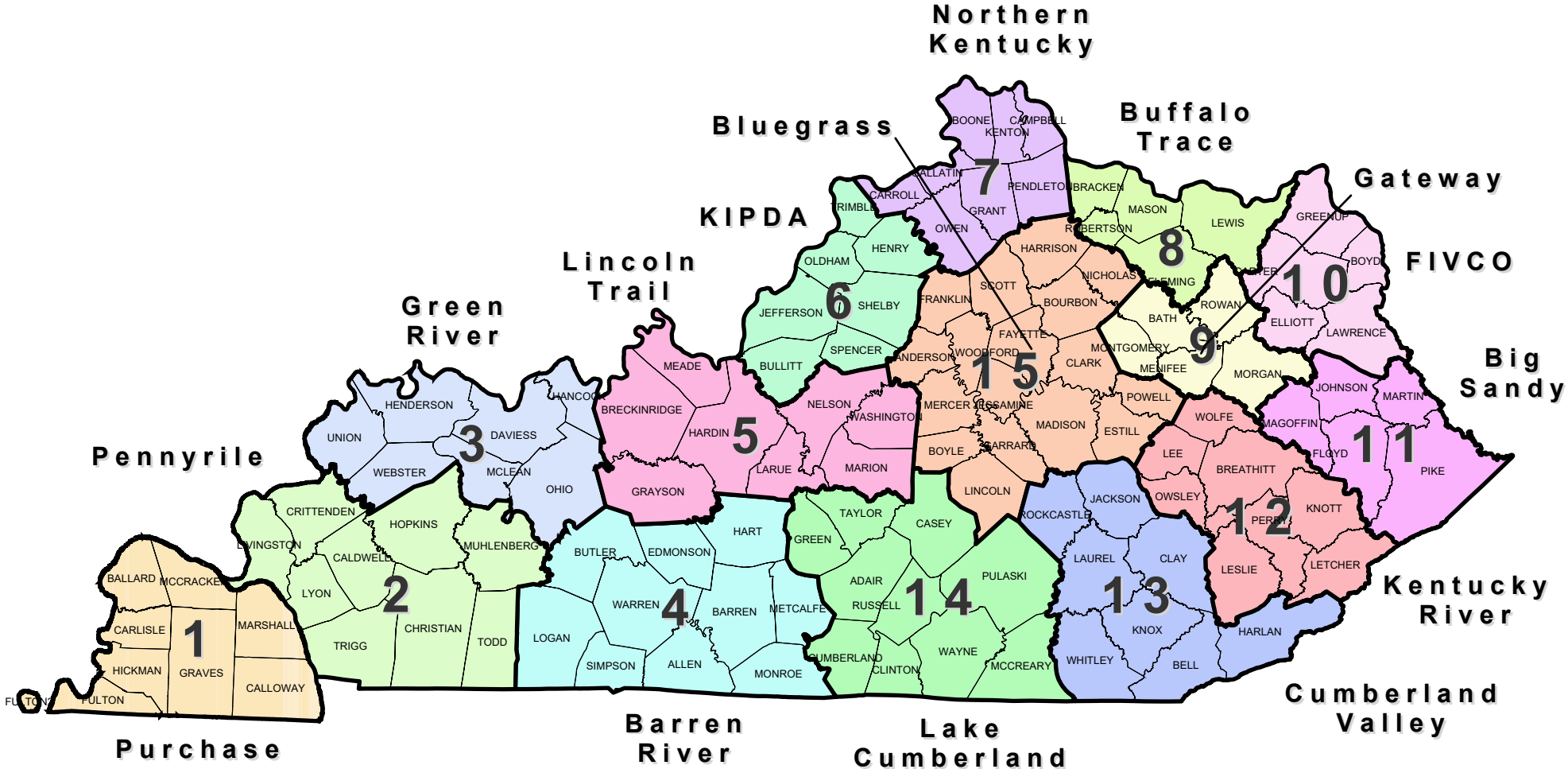
**Personal Care Facility (PC)** – Establishments with permanent facilities including resident beds. Services provided include continuous supervision of residents, basic health and health-related services, personal care services, residential care services and social and recreational activities. (902 KAR 20:036)

**Potential Patient Days** - Number of licensed beds multiplied by the number of days in the reporting period, adjusted to reflect changes in licensed beds during the reporting period. Example: 100 licensed beds X 365 (days in reporting period) equals 36,500 potential days. This figure is not shown in the report, but is used to calculate occupancy percentages.

**SMI** – Per 900 KAR 20:036, Section 1, "Serious mental illness" or "SMI" means a mental illness or disorder (but not a primary diagnosis of Alzheimer's disease or dementia), that is described in the Diagnostic and Statistical Manual of Mental Disorders (DSM), 5th Edition, or the DSM currently in use, that impairs or impedes functioning in one (1) or more major areas of living and is unlikely to improve without treatment, services, or supports.

**Total Patient Days** - The total days of patient care provided by the facility for the year based on its capacity. It is calculated by summing the daily patient census for each day in the reporting period.

# Kentucky Counties and Area Development Districts (ADDs)



## Kentucky County and Area Development District (ADD) Reference

### **ADD 1 - PURCHASE**

BALLARD  
CALLOWAY  
CARLISLE  
FULTON  
GRAVES  
HICKMAN  
MARSHALL  
MCCRACKEN

### **ADD 2 - PENNYRILE**

CALDWELL  
CHRISTIAN  
CRITTENDEN  
HOPKINS  
LIVINGSTON  
LYON  
MUHLENBERG  
TODD  
TRIGG

### **ADD 3 – GREEN RIVER**

DAVISS  
HANCOCK  
HENDERSON  
MCLEAN  
OHIO  
UNION  
WEBSTER

### **ADD 4 – BARREN RIVER**

ALLEN  
BARREN  
BUTLER  
EDMONSON  
HART  
LOGAN  
METCALFE  
MONROE  
SIMPSON  
WARREN

### **ADD 5 – LINCOLN TRAIL**

BRECKINRIDGE  
GRAYSON  
HARDIN  
LARUE  
MARION  
MEADE  
NELSON  
WASHINGTON

### **ADD 6 - KIPDA**

BULLITT  
HENRY  
JEFFERSON  
OLDHAM  
SHELBY  
SPENCER  
TRIMBLE

### **ADD 7 – NORTHERN KY**

BOONE  
CAMPBELL  
CARROLL  
GALLATIN  
GRANT  
KENTON  
OWEN  
PENDLETON

### **ADD 8 – BUFFALO TRACE**

BRACKEN  
FLEMING  
LEWIS  
MASON  
ROBERTSON

### **ADD 9 - GATEWAY**

BATH  
MENIFEE  
MONTGOMERY  
MORGAN  
ROWAN

### **ADD 10 - FIVCO**

BOYD  
CARTER  
ELLIOTT  
GREENUP  
LAWRENCE

### **ADD 11 – BIG SANDY**

FLOYD  
JOHNSON  
MAGOFFIN  
MARTIN  
PIKE

### **ADD 12 – KY RIVER**

BREATHITT  
KNOTT  
LEE  
LESLIE  
LETCHER  
OWSLEY  
PERRY  
WOLFE

### **ADD 13 – CUMBERLAND VALLEY**

BELL  
CLAY  
HARLAN  
JACKSON  
KNOX  
LAUREL  
ROCKCASTLE  
WHITLEY

### **ADD 14 - LAKE CUMBERLAND**

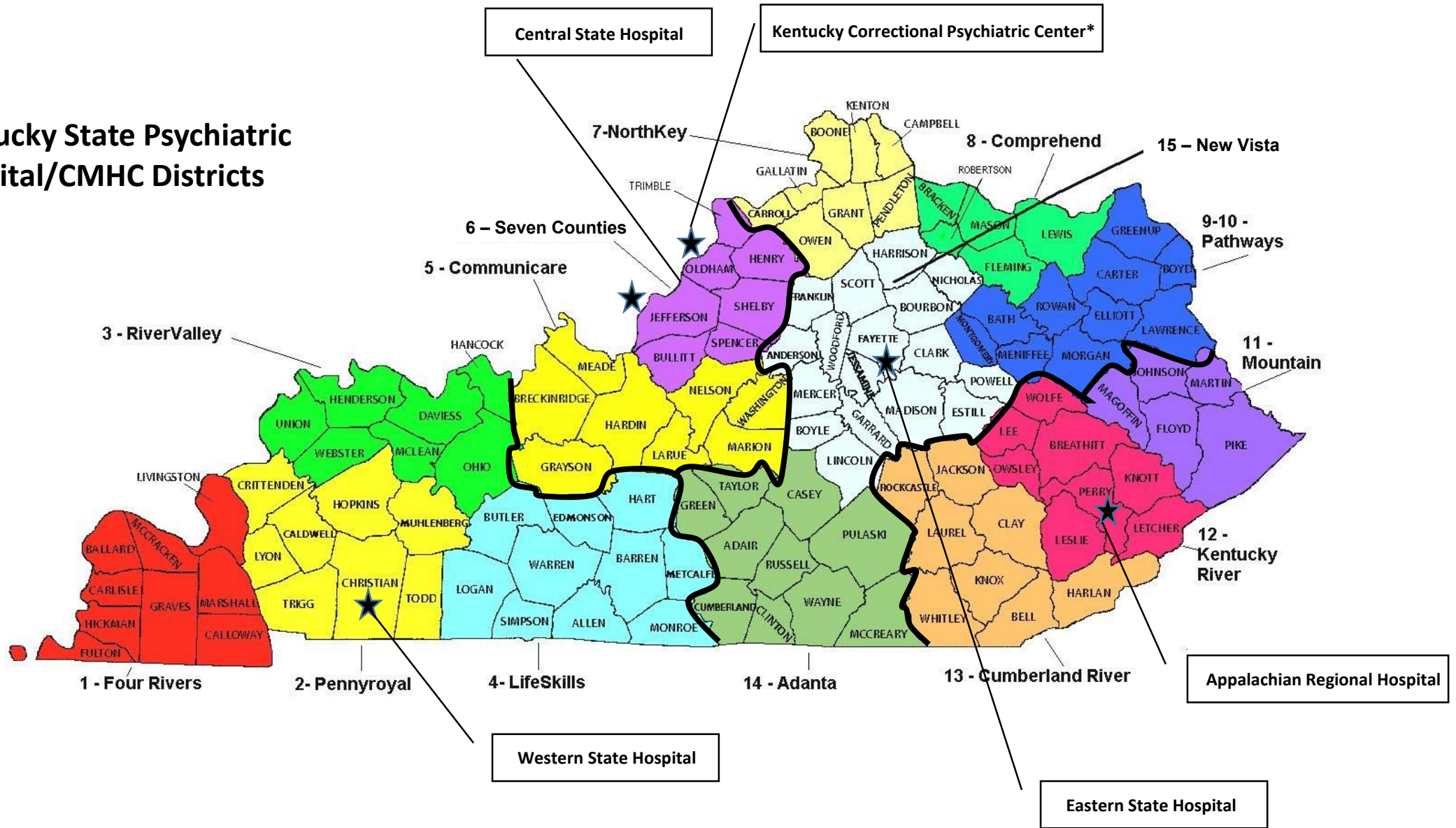
ADAIR  
CASEY  
CLINTON  
CUMBERLAND  
GREEN  
MCCREARY  
PULASKI  
RUSSELL  
TAYLOR  
WAYNE

### **ADD 15 - BLUEGRASS**

ANDERSON  
BOURBON  
BOYLE  
CLARK  
ESTILL  
FAYETTE  
FRANKLIN  
GARRARD  
HARRISON  
JESSAMINE  
LINCOLN  
MADISON  
MERCER  
NICHOLAS  
POWELL  
SCOTT  
WOODFORD



# Kentucky State Psychiatric Hospital/CMHC Districts



# KENTUCKY ANNUAL LONG TERM CARE UTILIZATION AND SERVICE REPORT

## County and Community Mental Health Center Region Reference

CMHC	CMHC REGION	COUNTY	CMHC	CMHC REGION	COUNTY				
1	FOUR RIVERS	BALLARD	4	LIFESKILLS	METCALFE				
		CALLOWAY			MONROE				
		CARLISLE			SIMPSON				
		FULTON			WARREN				
		GRAVES			5	COMMUNICARE	BRECKINRIDGE		
		HICKMAN					GRAYSON		
		LIVINGSTON					HARDIN		
		MARSHALL					LARUE		
		MCCRACKEN					MARION		
		2					PENNYROYAL	CALDWELL	6
CHRISTIAN	NELSON								
CRITTENDEN	WASHINGTON								
HOPKINS	BULLITT								
LYON	HENRY								
MUHLENBERG	JEFFERSON								
TODD	OLDHAM								
TRIGG	SHELBY								
DAVIESS	SPENCER								
HANCOCK	TRIMBLE								
3	RIVER VALLEY	HENDERSON	7	NORTHKEY	BOONE				
		MCLEAN			CAMPBELL				
		OHIO			CARROLL				
		UNION			GALLATIN				
		WEBSTER			GRANT				
		4			LIFESKILLS	ALLEN	8	COMPREHEND	KENTON
						BARREN			OWEN
						BUTLER			PENDLETON
						EDMONSON			BRACKEN
						HART			FLEMING
LOGAN	LEWIS								

# KENTUCKY ANNUAL LONG TERM CARE UTILIZATION AND SERVICE REPORT

## County and Community Mental Health Center Region Reference

CMHC	CMHC REGION	COUNTY	CMHC	CMHC REGION	COUNTY
8	COMPREHEND	MASON	13	CUMBERLAND RIVER	LAUREL
		ROBERTSON			ROCKCASTLE
9 - 10	PATHWAYS	BATH	14	ADANTA	WHITLEY
		BOYD			ADAIR
		CARTER			CASEY
		ELLIOTT			CLINTON
		GREENUP			CUMBERLAND
		LAWRENCE			GREEN
		MENIFEE			MCCREARY
		MONTGOMERY			PULASKI
		MORGAN			RUSSELL
		ROWAN			TAYLOR
11	MOUNTAIN	FLOYD	15	BLUEGRASS	WAYNE
		JOHNSON			ANDERSON
		MAGOFFIN			BOURBON
		MARTIN			BOYLE
		PIKE			CLARK
12	KENTUCKY RIVER	BREATHITT			ESTILL
		KNOTT			FAYETTE
		LEE			FRANKLIN
		LESLIE			GARRARD
		LETCHER			HARRISON
		OWSLEY			JESSAMINE
		PERRY			LINCOLN
		WOLFE			MADISON
13	CUMBERLAND RIVER	BELL			MERCER
		CLAY			NICHOLAS
		HARLAN			POWELL
		JACKSON			SCOTT
		KNOX			WOODFORD

**2023 ANNUAL KENTUCKY LONG TERM CARE UTILIZATION AND SERVICE REPORT**

**NURSING FACILITY BED OCCUPANCY RATES**

**By Year and ADD**

Area Development District	2013	2014	2015	2016	2017	2018	2019	2020	2021	2022	2023	NET CHANGE	
												2013-2023	2022-2023
1 - Purchase	80.14%	79.83%	79.47%	78.02%	75.43%	75.89%	77.48%	74.64%	70.06%	77.13%	81.49%	1.35%	4.36%
2 - Pennyriple	83.01%	82.55%	82.37%	81.76%	79.29%	77.68%	78.78%	74.44%	67.54%	75.73%	74.49%	-8.52%	-1.24%
3 - Green River	87.72%	88.55%	85.15%	82.95%	84.62%	80.90%	81.85%	79.96%	78.94%	78.08%	77.10%	-10.62%	-0.98%
4 - Barren River	90.01%	90.69%	89.01%	87.90%	87.69%	86.76%	88.90%	85.32%	80.63%	80.68%	81.24%	-8.77%	0.56%
5 - Lincoln Trail	87.08%	89.74%	88.69%	89.63%	82.81%	81.28%	83.39%	73.33%	70.50%	74.66%	80.64%	-6.44%	5.98%
6 - KIPDA	85.01%	86.62%	87.58%	85.91%	86.40%	83.23%	83.96%	76.32%	76.02%	81.09%	83.16%	-1.85%	2.07%
7 - Northern Kentucky	91.99%	92.36%	88.21%	89.13%	88.38%	88.10%	87.31%	81.42%	81.49%	84.36%	68.86%	-23.13%	-15.50%
8 - Buffalo Trace	90.11%	92.74%	77.29%	90.54%	91.19%	91.45%	89.30%	77.34%	82.11%	90.07%	91.26%	1.15%	1.19%
9 - Gateway	91.41%	93.25%	91.75%	92.31%	91.30%	91.89%	92.72%	85.76%	81.04%	85.46%	86.86%	-4.55%	1.40%
10 - FIVCO	90.39%	92.93%	92.08%	91.83%	91.70%	91.00%	85.50%	79.42%	84.68%	85.12%	86.19%	-4.20%	1.07%
11 - Big Sandy	84.18%	85.96%	84.43%	86.42%	84.49%	81.83%	82.28%	82.28%	78.77%	78.38%	83.58%	-0.60%	5.20%
12 - Kentucky River	86.34%	88.51%	88.63%	89.16%	90.29%	90.73%	88.89%	85.48%	74.49%	75.33%	80.95%	-5.39%	5.62%
13 - Cumberland Valley	93.91%	93.29%	93.35%	92.73%	93.03%	92.00%	91.68%	85.59%	79.58%	78.97%	80.67%	-13.24%	1.70%
14 - Lake Cumberland	93.67%	94.30%	92.83%	91.37%	89.54%	90.04%	89.01%	78.11%	74.53%	79.56%	84.32%	-9.35%	4.76%
15 - Bluegrass	89.34%	88.42%	88.01%	87.48%	86.07%	85.65%	85.29%	79.20%	76.98%	76.88%	80.97%	-8.37%	4.09%
<b>Statewide</b>	<b>88.29%</b>	<b>89.32%</b>	<b>87.26%</b>	<b>87.81%</b>	<b>86.82%</b>	<b>85.90%</b>	<b>85.76%</b>	<b>79.91%</b>	<b>77.16%</b>	<b>74.72%</b>	<b>81.45%</b>	<b>-6.84%</b>	<b>6.73%</b>

## 2023 ANNUAL KENTUCKY LONG TERM CARE UTILIZATION AND SERVICES REPORT

### Total Beds, by Year and Bed Type

Licensed Bed Type	2013	2014	2015	2016	2017	2018	2019	2020	2021	2022	2023	NET CHANGE	
												2013-2023	2022-2023
Nursing Facility	26,319	26,334	26,314	26,148	26,461	26,472	26,551	26,480	26,541	26,845	26,811	492	-34
Personal Care	6,144	6,079	6,178	6,261	6,738	7,285	7,289	7,479	7,664	7,339	8,461	2,317	1,122
Intermediate Care	72	72	72	72	72	72	72	72	72	72	70	-2	-2
Nursing Home (CCRC)	242	284	265	266	268	268	245	239	212	243	190	-52	-53
Nursing Home (Non-CCRC)	264	192	192	142	142	151	153	146	142	136	108	-156	-28
ICF/IID	888	888	888	630	638	632	632	496	496	632	632	-256	0
Alzheimer	120	120	120	120	120	120	120	120	120	120	120	0	0
<b>Statewide</b>	<b>34,049</b>	<b>33,969</b>	<b>34,029</b>	<b>33,639</b>	<b>34,439</b>	<b>35,000</b>	<b>35,062</b>	<b>35,032</b>	<b>35,247</b>	<b>35,387</b>	<b>36,392</b>	<b>2,343</b>	<b>1,005</b>

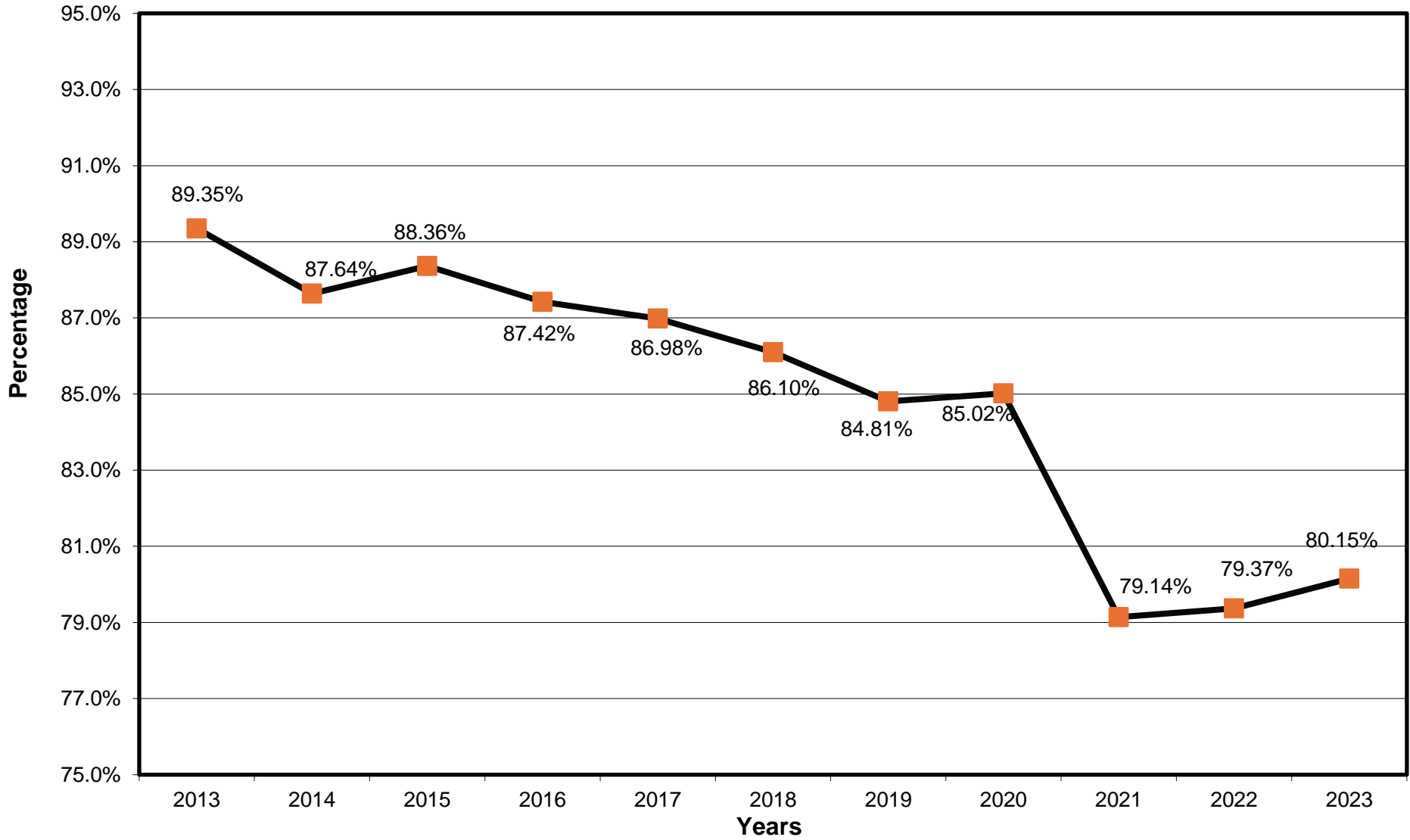
### Occupancy Rates by Bed Type

Licensed Bed Type	2013	2014	2015	2016	2017	2018	2019	2020	2021	2022	2023	NET CHANGE	
												2013-2023	2022-2023
Nursing Facility	87.64%	88.36%	87.42%	86.98%	86.10%	84.81%	85.02%	79.14%	76.52%	79.37%	80.15%	-7.49%	0.78%
Personal Care	77.19%	80.24%	77.55%	77.01%	73.68%	70.96%	73.73%	71.33%	67.68%	74.15%	73.94%	-3.25%	-0.21%
Intermediate Care	72.55%	63.41%	74.83%	74.37%	70.80%	64.13%	65.29%	59.77%	55.96%	59.63%	63.12%	-9.43%	3.49%
Nursing Home (CCRC)	75.94%	72.77%	69.28%	61.95%	66.47%	64.92%	65.45%	63.41%	75.57%	80.56%	81.39%	5.45%	0.83%
Nursing Home (Non-CCRC)	86.74%	86.89%	84.62%	83.62%	81.96%	81.67%	83.73%	66.56%	77.54%	73.14%	79.81%	-6.93%	6.67%
ICF/IID	51.46%	49.32%	48.04%	66.09%	64.31%	64.26%	62.91%	77.34%	77.34%	61.64%	63.96%	12.50%	2.32%
Alzheimer	94.59%	94.37%	91.79%	89.69%	92.68%	88.17%	90.46%	86.60%	77.24%	88.21%	85.43%	-9.16%	-2.78%

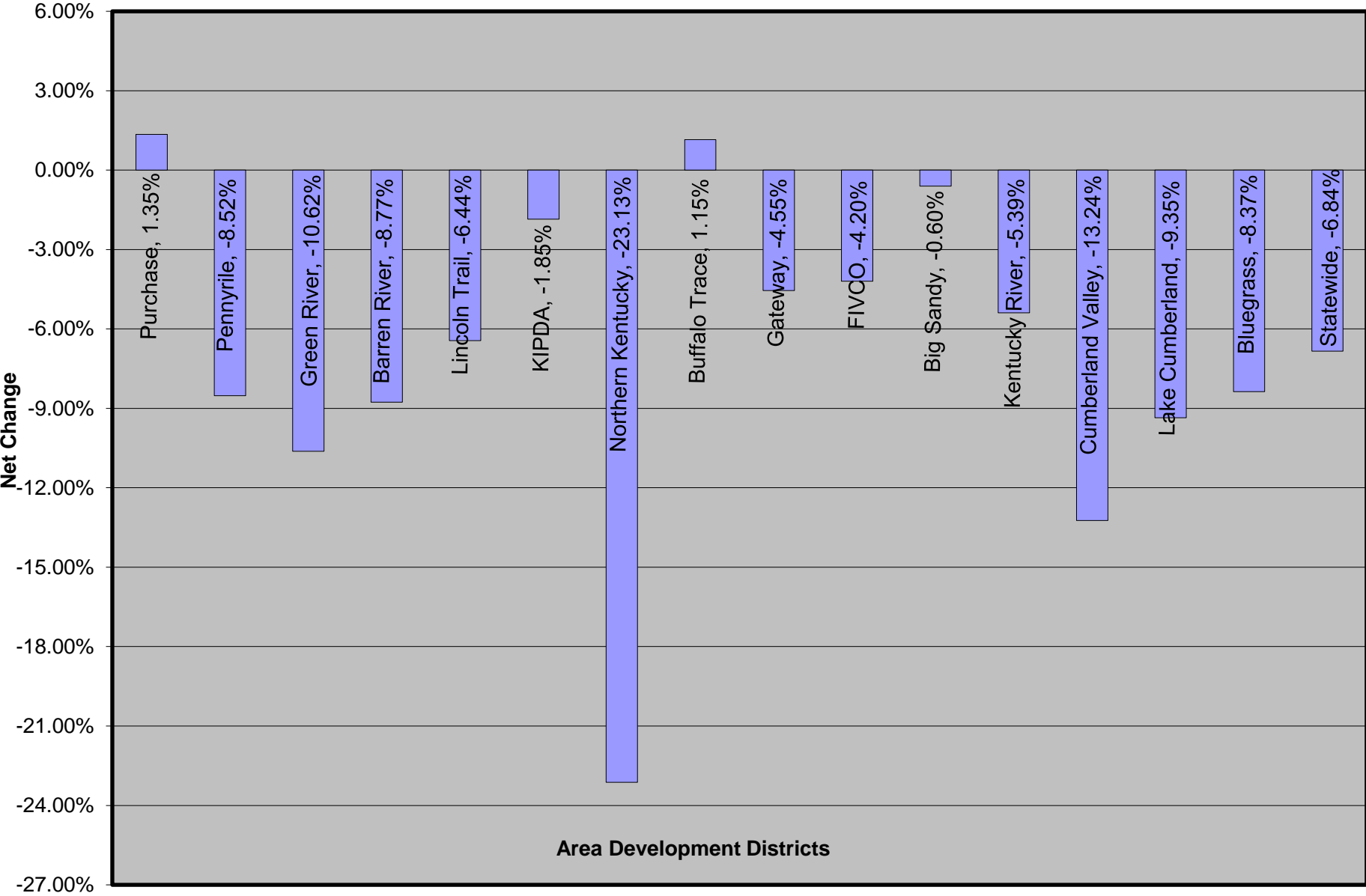
### Count of Facilities by Bed Type

Licensed Bed Type	2013	2014	2015	2016	2017	2018	2019	2020	2021	2022	2023	NET CHANGE	
												2013-2023	2022-2023
Nursing Facility	285	284	285	283	288	288	289	293	293	289	298	13	9
Personal Care	157	151	151	152	158	164	162	164	190	166	173	16	7
Intermediate Care	9	9	9	9	9	9	9	9	9	9	8	-1	-1
Nursing Home (CCRC)	14	18	20	20	21	21	21	20	20	23	21	7	-2
Nursing Home (Non-CCRC)	11	6	6	5	5	6	7	11	11	9	4	-7	-5
ICF/IID	14	14	14	14	16	16	16	16	16	16	18	4	2
Alzheimer	2	2	2	2	2	2	2	2	2	2	2	0	0
<b>Statewide</b>	<b>492</b>	<b>484</b>	<b>487</b>	<b>485</b>	<b>499</b>	<b>506</b>	<b>506</b>	<b>515</b>	<b>541</b>	<b>514</b>	<b>524</b>	<b>32</b>	<b>10</b>

**2023 Kentucky Annual Long Term Care Utilization and Services Report**  
**Statewide Occupancy Rates for Nursing Facility Beds**  
**2013 - 2023**



# Net Change in Occupancy in Nursing Facility Beds (2013 - 2023)



# KENTUCKY ANNUAL LONG-TERM CARE SERVICES REPORT



KENTUCKY CABINET FOR  
HEALTH AND FAMILY SERVICES

SECTION I: CENSUS DATA



## 2023 ANNUAL KENTUCKY LONG TERM CARE UTILIZATION AND SERVICE REPORT

### Table 1 - Census Data- Nursing Facility Beds

ADD / Facility	Licensed Beds	Beds In Operation	Beginning Census	Admissions	Discharges	Deaths	Ending Census	Total Patient Days	Occupancy Percentage	Potential Patient Days
ADD:1										
<b>BALLARD</b>										
Life Care Center of LaCenter	70	70	53	104	70	27	60	21,971	85.99%	25,550
<b>BALLARD County Total:</b>	<b>70</b>	<b>70</b>	<b>53</b>	<b>104</b>	<b>70</b>	<b>27</b>	<b>60</b>	<b>21,971</b>	<b>85.99%</b>	<b>25,550</b>
<b>CALLOWAY</b>										
Spring Creek Post Acute and Rehab	226	170	116	306	254	19	129	45,196	54.79%	82,490
<b>CALLOWAY County Total:</b>	<b>226</b>	<b>170</b>	<b>116</b>	<b>306</b>	<b>254</b>	<b>19</b>	<b>129</b>	<b>45,196</b>	<b>54.79%</b>	<b>82,490</b>
<b>CARLISLE</b>										
Countryside Center	53	53	51	89	65	29	46	17,965	92.87%	19,345
<b>CARLISLE County Total:</b>	<b>53</b>	<b>53</b>	<b>51</b>	<b>89</b>	<b>65</b>	<b>29</b>	<b>46</b>	<b>17,965</b>	<b>92.87%</b>	<b>19,345</b>
<b>FULTON</b>										
Fulton Nursing and Rehab	60	60	45	111	85	23	48	18,383	83.94%	21,900
<b>FULTON County Total:</b>	<b>60</b>	<b>60</b>	<b>45</b>	<b>111</b>	<b>85</b>	<b>23</b>	<b>48</b>	<b>18,383</b>	<b>83.94%</b>	<b>21,900</b>
<b>GRAVES</b>										
Green Acres Health Care	60	60	58	105	82	24	57	20,704	94.54%	21,900
Mayfield Health and Rehabilitation	100	0	0	0	0	0	0	0	0	0
Mills Nursing and Rehabilitation	104	104	96	305	274	32	95	36,267	95.54%	37,960
<b>GRAVES County Total:</b>	<b>264</b>	<b>164</b>	<b>154</b>	<b>410</b>	<b>356</b>	<b>56</b>	<b>152</b>	<b>56,971</b>	<b>95.17%</b>	<b>59,860</b>
<b>HICKMAN</b>										
Clinton Hickman County Nursing Facility	46	46	39	81	68	19	33	13,463	80.18%	16,790
Clinton Place	91	91	73	111	68	31	85	31,025	93.41%	33,215
<b>HICKMAN County Total:</b>	<b>137</b>	<b>137</b>	<b>112</b>	<b>192</b>	<b>136</b>	<b>50</b>	<b>118</b>	<b>44,488</b>	<b>88.97%</b>	<b>50,005</b>
<b>MARSHALL</b>										
Calvert City Convalescent Center	95	95	76	143	96	32	91	31,049	89.54%	34,675
Lake Way Nursing and Rehabilitation Center	96	96	62	175	132	33	72	24,216	69.11%	35,040
Oakview Nursing and Rehabilitation Center	100	100	72	147	118	21	80	28,724	100.00%	28,724
<b>MARSHALL County Total:</b>	<b>291</b>	<b>291</b>	<b>210</b>	<b>465</b>	<b>346</b>	<b>86</b>	<b>243</b>	<b>83,989</b>	<b>85.32%</b>	<b>98,439</b>
<b>MCCRACKEN</b>										
Baptist Health Paducah (TCU)	24	0	0	0	0	0	0	0	0	0
Parkview Nursing and Rehabilitation Center (Paducah)	228	228	161	525	418	93	175	67,266	80.83%	83,220
Providence Pointe Healthcare	108	108	80	291	257	32	82	30,542	95.09%	32,120

**Table 1 - Census Data- Nursing Facility Beds**

<b>ADD / Facility</b>	<b>Licensed Beds</b>	<b>Beds In Operation</b>	<b>Beginning Census</b>	<b>Admissions</b>	<b>Discharges</b>	<b>Deaths</b>	<b>Ending Census</b>	<b>Total Patient Days</b>	<b>Occupancy Percentage</b>	<b>Potential Patient Days</b>
River Haven Nursing and Rehab	103	103	65	161	115	37	74	25,747	68.49%	37,595
Stonecreek Health and Rehab	90	89	81	239	200	39	81	30,291	92.21%	32,850
<b>MCCRACKEN County Total:</b>	<b>553</b>	<b>528</b>	<b>387</b>	<b>1,216</b>	<b>990</b>	<b>201</b>	<b>412</b>	<b>153,846</b>	<b>82.81%</b>	<b>185,785</b>
<b>ADD: 1 Total</b>	<b>1,654</b>	<b>1,473</b>	<b>1,128</b>	<b>2,893</b>	<b>2,302</b>	<b>491</b>	<b>1,208</b>	<b>442,809</b>	<b>81.49%</b>	<b>543,374</b>
<b>ADD:2</b>										
<b>CALDWELL</b>										
Princeton Health and Rehab Center	104	104	98	83	52	29	100	36,100	95.10%	37,960
<b>CALDWELL County Total:</b>	<b>104</b>	<b>104</b>	<b>98</b>	<b>83</b>	<b>52</b>	<b>29</b>	<b>100</b>	<b>36,100</b>	<b>95.10%</b>	<b>37,960</b>
<b>CHRISTIAN</b>										
Bradford Heights Health and Rehab Center	100	100	88	205	152	44	97	33,452	91.65%	36,500
Christian Health Center, Hopkinsville	112	112	87	214	173	34	94	30,622	74.91%	40,880
Christian Heights Nursing and Rehabilitation Center	60	60	49	82	62	12	57	19,541	89.23%	21,900
Covingtons Convalescent Center	72	0	0	0	0	0	0	0	0	0
Western State Nursing Facility	144	144	68	9	4	12	61	23,308	44.35%	52,560
<b>CHRISTIAN County Total:</b>	<b>488</b>	<b>416</b>	<b>292</b>	<b>510</b>	<b>391</b>	<b>102</b>	<b>309</b>	<b>106,923</b>	<b>70.42%</b>	<b>151,840</b>
<b>CRITTENDEN</b>										
Crittenden County Health and Rehabilitation Center	101	101	59	78	63	23	51	18,615	47.66%	39,055
<b>CRITTENDEN County Total:</b>	<b>101</b>	<b>101</b>	<b>59</b>	<b>78</b>	<b>63</b>	<b>23</b>	<b>51</b>	<b>18,615</b>	<b>47.66%</b>	<b>39,055</b>
<b>HOPKINS</b>										
Baptist Health Deaconess Madisonville (LTC)	20	0	0	0	0	0	0	0	0	0
Brighton Cornerstone Health Care	66	40	39	35	31	11	32	12,878	53.46%	24,090
Dawson Springs Health And Rehab Ctr	59	59	54	21	7	15	53	19,724	91.59%	21,535
Hillside Center	71	71	64	147	130	24	57	21,714	83.79%	25,915
Joseph Eddie Ballard Western Kentucky Veterans Ctr	156	156	52	39	3	23	65	21,602	37.94%	56,940
Madisonville Health and Rehabilitation	94	94	84	156	123	30	87	30,470	88.81%	34,310
Ridgewood Terrace Nursing Home	110	110	92	243	184	48	103	37,218	92.70%	40,150
Tradewater Pointe	60	60	42	67	47	12	50	17,450	79.68%	21,900
<b>HOPKINS County Total:</b>	<b>636</b>	<b>590</b>	<b>427</b>	<b>708</b>	<b>525</b>	<b>163</b>	<b>447</b>	<b>161,056</b>	<b>71.63%</b>	<b>224,840</b>

**Table 1 - Census Data- Nursing Facility Beds**

<b>ADD / Facility</b>	<b>Licensed Beds</b>	<b>Beds In Operation</b>	<b>Beginning Census</b>	<b>Admissions</b>	<b>Discharges</b>	<b>Deaths</b>	<b>Ending Census</b>	<b>Total Patient Days</b>	<b>Occupancy Percentage</b>	<b>Potential Patient Days</b>
<b>LIVINGSTON</b>										
Salem Springlake Health and Rehabilitation Center	75	75	52	70	53	19	50	18,250	66.67%	27,375
<b>LIVINGSTON County Total:</b>	<b>75</b>	<b>75</b>	<b>52</b>	<b>70</b>	<b>53</b>	<b>19</b>	<b>50</b>	<b>18,250</b>	<b>66.67%</b>	<b>27,375</b>
<b>LYON</b>										
Landmark of Kuttawa	65	65	46	46	34	8	50	17,770	74.90%	23,725
Rivers Bend Retirement Community	39	39	29	103	70	23	39	12,640	88.80%	14,235
<b>LYON County Total:</b>	<b>104</b>	<b>104</b>	<b>75</b>	<b>149</b>	<b>104</b>	<b>31</b>	<b>89</b>	<b>30,410</b>	<b>80.11%</b>	<b>37,960</b>
<b>MUHLENBERG</b>										
Greenville Nursing and Rehabilitation	60	60	57	85	69	18	55	20,075	91.67%	21,900
Maple Health and Rehabilitation	97	97	89	107	72	29	95	33,686	95.14%	35,405
Owensboro Health Muhlenberg Community Hospital Long Term Care	45	45	36	110	90	20	36	13,742	83.67%	16,425
<b>MUHLENBERG County Total:</b>	<b>202</b>	<b>202</b>	<b>182</b>	<b>302</b>	<b>231</b>	<b>67</b>	<b>186</b>	<b>67,503</b>	<b>91.55%</b>	<b>73,730</b>
<b>TODD</b>										
Hearthstone Place	60	60	43	57	42	8	50	17,082	78.00%	21,900
<b>TODD County Total:</b>	<b>60</b>	<b>60</b>	<b>43</b>	<b>57</b>	<b>42</b>	<b>8</b>	<b>50</b>	<b>17,082</b>	<b>78.00%</b>	<b>21,900</b>
<b>TRIGG</b>										
Shady Lawn Nursing and Rehabilitation Center	50	50	43	95	72	20	46	15,492	84.89%	18,250
<b>TRIGG County Total:</b>	<b>50</b>	<b>50</b>	<b>43</b>	<b>95</b>	<b>72</b>	<b>20</b>	<b>46</b>	<b>15,492</b>	<b>84.89%</b>	<b>18,250</b>
<b>ADD: 2 Total</b>	<b>1,820</b>	<b>1,702</b>	<b>1,271</b>	<b>2,052</b>	<b>1,533</b>	<b>462</b>	<b>1,328</b>	<b>471,431</b>	<b>74.49%</b>	<b>632,910</b>
<b>ADD:3</b>										
<b>DAVIESS</b>										
Carmel Home	36	36	36	36	21	17	34	12,889	98.09%	13,140
Chautauqua Health and Rehab	145	145	113	97	74	23	113	39,130	73.93%	52,925
Hermitage Care and Rehabilitation Center	76	76	70	142	116	26	70	26,171	94.34%	27,740
Signature Healthcare at Hillcrest	156	140	115	332	275	43	129	44,512	78.17%	56,940
The Transitional Care Center of Owensboro	30	30	14	374	366	8	14	5,401	49.32%	10,950
Twin Rivers Nursing and Rehab Center	132	132	92	108	90	25	85	33,117	68.74%	48,180
Wellington Parc of Owensboro	20	20	16	9	3	2	20	7,098	97.23%	7,300
<b>DAVIESS County Total:</b>	<b>595</b>	<b>579</b>	<b>456</b>	<b>1,098</b>	<b>945</b>	<b>144</b>	<b>465</b>	<b>168,318</b>	<b>77.50%</b>	<b>217,175</b>

**Table 1 - Census Data- Nursing Facility Beds**

<b>ADD / Facility</b>	<b>Licensed Beds</b>	<b>Beds In Operation</b>	<b>Beginning Census</b>	<b>Admissions</b>	<b>Discharges</b>	<b>Deaths</b>	<b>Ending Census</b>	<b>Total Patient Days</b>	<b>Occupancy Percentage</b>	<b>Potential Patient Days</b>
<b>HANCOCK</b>										
Heartland Villa Center	45	45	39	75	58	12	44	14,930	90.90%	16,425
<b>HANCOCK County Total:</b>	<b>45</b>	<b>45</b>	<b>39</b>	<b>75</b>	<b>58</b>	<b>12</b>	<b>44</b>	<b>14,930</b>	<b>90.90%</b>	<b>16,425</b>
<b>HENDERSON</b>										
Henderson Nursing and Rehabilitation Center	90	90	80	155	138	19	78	28,706	87.39%	32,850
Redbanks	222	222	124	297	228	60	133	48,366	59.69%	81,030
<b>HENDERSON County Total:</b>	<b>312</b>	<b>312</b>	<b>204</b>	<b>452</b>	<b>366</b>	<b>79</b>	<b>211</b>	<b>77,072</b>	<b>67.68%</b>	<b>113,880</b>
<b>MCLEAN</b>										
Riverside Care and Rehab Ctr	79	79	68	115	89	25	69	24,667	85.55%	28,835
<b>MCLEAN County Total:</b>	<b>79</b>	<b>79</b>	<b>68</b>	<b>115</b>	<b>89</b>	<b>25</b>	<b>69</b>	<b>24,667</b>	<b>85.55%</b>	<b>28,835</b>
<b>OHIO</b>										
Beaver Dam Nursing and Rehab Center	58	58	49	43	27	13	52	19,990	94.43%	21,170
Fordsville Nursing and Rehabilitation Center	67	67	58	48	46	15	45	21,862	89.40%	24,455
Signature Healthcare of Hartford Rehab and Wellness	110	110	76	165	117	43	81	29,287	72.94%	40,150
<b>OHIO County Total:</b>	<b>235</b>	<b>235</b>	<b>183</b>	<b>256</b>	<b>190</b>	<b>71</b>	<b>178</b>	<b>71,139</b>	<b>82.94%</b>	<b>85,775</b>
<b>UNION</b>										
Breckinridge Place	16	16	16	8	4	4	16	5,758	98.60%	5,840
Morganfield Nursing and Rehabilitation Center	60	60	51	161	143	16	53	20,126	91.90%	21,900
<b>UNION County Total:</b>	<b>76</b>	<b>76</b>	<b>67</b>	<b>169</b>	<b>147</b>	<b>20</b>	<b>69</b>	<b>25,884</b>	<b>93.31%</b>	<b>27,740</b>
<b>WEBSTER</b>										
Redbanks Colonial Terrace	87	87	44	77	46	18	57	20,113	63.34%	31,755
<b>WEBSTER County Total:</b>	<b>87</b>	<b>87</b>	<b>44</b>	<b>77</b>	<b>46</b>	<b>18</b>	<b>57</b>	<b>20,113</b>	<b>63.34%</b>	<b>31,755</b>
<b>ADD: 3 Total</b>	<b>1,429</b>	<b>1,413</b>	<b>1,061</b>	<b>2,242</b>	<b>1,841</b>	<b>369</b>	<b>1,093</b>	<b>402,123</b>	<b>77.10%</b>	<b>521,585</b>
<b>ADD:4</b>										
<b>ALLEN</b>										
Cal Turner Rehab and Specialty Care	110	110	96	99	51	44	100	36,932	91.99%	40,150
<b>ALLEN County Total:</b>	<b>110</b>	<b>110</b>	<b>96</b>	<b>99</b>	<b>51</b>	<b>44</b>	<b>100</b>	<b>36,932</b>	<b>91.99%</b>	<b>40,150</b>
<b>BARREN</b>										
Barren County Nursing and Rehab	94	94	81	158	121	43	75	28,176	82.12%	34,310
Glasgow State Nursing Facility	100	100	47	23	8	12	50	17,426	47.74%	36,500
Glenview Health Care Facility	60	60	54	78	52	24	56	20,075	91.67%	21,900

**Table 1 - Census Data- Nursing Facility Beds**

<b>ADD / Facility</b>	<b>Licensed Beds</b>	<b>Beds In Operation</b>	<b>Beginning Census</b>	<b>Admissions</b>	<b>Discharges</b>	<b>Deaths</b>	<b>Ending Census</b>	<b>Total Patient Days</b>	<b>Occupancy Percentage</b>	<b>Potential Patient Days</b>
NHC HealthCare, Glasgow	194	194	150	231	171	56	154	53,078	74.96%	70,810
Signature Healthcare of Glasgow Rehab & Wellness Center	68	68	59	167	150	20	56	20,960	84.45%	24,820
T.J. Samson Community Hospital Skilled Nursing Unit	16	16	9	189	192	0	6	2,653	45.43%	5,840
<b>BARREN County Total:</b>	<b>532</b>	<b>532</b>	<b>400</b>	<b>846</b>	<b>694</b>	<b>155</b>	<b>397</b>	<b>142,368</b>	<b>73.32%</b>	<b>194,180</b>
<b>BUTLER</b>										
Morgantown Care and Rehabilitation Center	122	122	111	195	162	32	112	40,226	90.33%	44,530
<b>BUTLER County Total:</b>	<b>122</b>	<b>122</b>	<b>111</b>	<b>195</b>	<b>162</b>	<b>32</b>	<b>112</b>	<b>40,226</b>	<b>90.33%</b>	<b>44,530</b>
<b>EDMONSON</b>										
Edmonson Center	74	74	62	60	29	25	68	24,739	91.59%	27,010
<b>EDMONSON County Total:</b>	<b>74</b>	<b>74</b>	<b>62</b>	<b>60</b>	<b>29</b>	<b>25</b>	<b>68</b>	<b>24,739</b>	<b>91.59%</b>	<b>27,010</b>
<b>HART</b>										
Signature Healthcare of Hart County	104	104	87	119	91	26	89	31,869	83.95%	37,960
<b>HART County Total:</b>	<b>104</b>	<b>104</b>	<b>87</b>	<b>119</b>	<b>91</b>	<b>26</b>	<b>89</b>	<b>31,869</b>	<b>83.95%</b>	<b>37,960</b>
<b>LOGAN</b>										
Auburn Health Care	66	66	38	73	49	15	47	14,918	61.93%	24,090
Creekwood Place Nursing and Rehab Center	104	104	82	194	150	36	90	32,522	85.67%	37,960
<b>LOGAN County Total:</b>	<b>170</b>	<b>170</b>	<b>120</b>	<b>267</b>	<b>199</b>	<b>51</b>	<b>137</b>	<b>47,440</b>	<b>76.45%</b>	<b>62,050</b>
<b>METCALFE</b>										
Metcalfe Health Care Center	71	71	37	98	59	16	60	20,190	77.91%	25,915
<b>METCALFE County Total:</b>	<b>71</b>	<b>71</b>	<b>37</b>	<b>98</b>	<b>59</b>	<b>16</b>	<b>60</b>	<b>20,190</b>	<b>77.91%</b>	<b>25,915</b>
<b>MONROE</b>										
Signature HealthCare of Monroe County Rehab	104	104	90	188	165	26	87	28,834	75.96%	37,960
<b>MONROE County Total:</b>	<b>104</b>	<b>104</b>	<b>90</b>	<b>188</b>	<b>165</b>	<b>26</b>	<b>87</b>	<b>28,834</b>	<b>75.96%</b>	<b>37,960</b>
<b>SIMPSON</b>										
Franklin-Simpson Nursing and Rehabilitation	98	98	75	60	49	10	76	24,919	69.66%	35,770
<b>SIMPSON County Total:</b>	<b>98</b>	<b>98</b>	<b>75</b>	<b>60</b>	<b>49</b>	<b>10</b>	<b>76</b>	<b>24,919</b>	<b>69.66%</b>	<b>35,770</b>
<b>WARREN</b>										
Bowling Green Nursing and Rehabilitation	66	66	51	120	98	23	50	20,530	85.22%	24,090
Christian Health Center of Bowling Green	22	22	20	220	215	5	20	7,300	90.91%	8,030

**Table 1 - Census Data- Nursing Facility Beds**

<b>ADD / Facility</b>	<b>Licensed Beds</b>	<b>Beds In Operation</b>	<b>Beginning Census</b>	<b>Admissions</b>	<b>Discharges</b>	<b>Deaths</b>	<b>Ending Census</b>	<b>Total Patient Days</b>	<b>Occupancy Percentage</b>	<b>Potential Patient Days</b>
Colonial Center	48	48	38	99	76	19	42	16,144	92.15%	17,520
Greenwood Nursing and Rehabilitation	128	128	118	340	300	38	120	41,945	89.78%	46,720
Hopkins Center	50	50	47	68	50	19	46	16,503	90.43%	18,250
Signature Healthcare of Bowling Green	143	143	129	434	398	33	132	46,232	88.58%	52,195
<b>WARREN County Total:</b>	<b>457</b>	<b>457</b>	<b>403</b>	<b>1,281</b>	<b>1,137</b>	<b>137</b>	<b>410</b>	<b>148,654</b>	<b>89.12%</b>	<b>166,805</b>
<b>ADD: 4 Total</b>	<b>1,842</b>	<b>1,842</b>	<b>1,481</b>	<b>3,213</b>	<b>2,636</b>	<b>522</b>	<b>1,536</b>	<b>546,171</b>	<b>81.24%</b>	<b>672,330</b>
<b>ADD:5</b>										
<b>BRECKINRIDGE</b>										
Breckinridge Memorial Nursing Facility	18	18	18	10	3	7	18	6,478	98.60%	6,570
Hardinsburg Nursing and Rehabilitation	63	63	58	91	69	21	59	20,585	89.52%	22,995
<b>BRECKINRIDGE County Total:</b>	<b>81</b>	<b>81</b>	<b>76</b>	<b>101</b>	<b>72</b>	<b>28</b>	<b>77</b>	<b>27,063</b>	<b>91.54%</b>	<b>29,565</b>
<b>GRAYSON</b>										
Grayson Nursing and Rehab Center	72	72	63	169	127	35	70	24,174	91.99%	26,280
Spring View Health and Rehab Center	71	71	70	105	79	30	66	24,620	95.00%	25,915
<b>GRAYSON County Total:</b>	<b>143</b>	<b>143</b>	<b>133</b>	<b>274</b>	<b>206</b>	<b>65</b>	<b>136</b>	<b>48,794</b>	<b>93.48%</b>	<b>52,195</b>
<b>HARDIN</b>										
Baptist Health Hardin (NF)	15	15	8	260	258	2	8	3,515	64.20%	5,475
Elizabethtown Nursing and Rehab	65	65	54	92	74	15	57	20,971	88.39%	23,725
Helmwood Healthcare Center and Elizabeth Sanford Swope Personal Care	60	60	49	94	73	14	56	6,905	31.53%	21,900
Kensington Center	82	82	77	190	160	25	82	27,567	92.10%	29,930
Radcliff Veterans Center	120	120	45	26	1	12	58	20,863	47.63%	43,800
Signature Healthcare at North Hardin Rehab	136	136	108	326	289	31	114	40,279	81.14%	49,640
Signature Healthcare of Elizabethtown	124	124	83	459	372	51	119	35,791	79.08%	45,260
<b>HARDIN County Total:</b>	<b>602</b>	<b>602</b>	<b>424</b>	<b>1,447</b>	<b>1,227</b>	<b>150</b>	<b>494</b>	<b>155,891</b>	<b>70.95%</b>	<b>219,730</b>
<b>LARUE</b>										
Sunrise Manor Nursing Home	137	137	104	256	192	48	120	42,735	85.46%	50,005
<b>LARUE County Total:</b>	<b>137</b>	<b>137</b>	<b>104</b>	<b>256</b>	<b>192</b>	<b>48</b>	<b>120</b>	<b>42,735</b>	<b>85.46%</b>	<b>50,005</b>
<b>MARION</b>										
Loretto Living Center at Loretto Motherhouse Infirmary, Inc.	55	55	39	35	17	15	42	15,200	75.72%	20,075
The Village of Lebanon II, LLC (NF)	97	54	16	135	78	24	49	17,689	89.75%	19,710
<b>MARION County Total:</b>	<b>152</b>	<b>109</b>	<b>55</b>	<b>170</b>	<b>95</b>	<b>39</b>	<b>91</b>	<b>32,889</b>	<b>82.67%</b>	<b>39,785</b>

**Table 1 - Census Data- Nursing Facility Beds**

<b>ADD / Facility</b>	<b>Licensed Beds</b>	<b>Beds In Operation</b>	<b>Beginning Census</b>	<b>Admissions</b>	<b>Discharges</b>	<b>Deaths</b>	<b>Ending Census</b>	<b>Total Patient Days</b>	<b>Occupancy Percentage</b>	<b>Potential Patient Days</b>
<b>MEADE</b>										
Brandenburg Nursing and Rehabilitation	57	55	54	77	63	15	53	19,009	94.69%	20,075
<b>MEADE County Total:</b>	<b>57</b>	<b>55</b>	<b>54</b>	<b>77</b>	<b>63</b>	<b>15</b>	<b>53</b>	<b>19,009</b>	<b>94.69%</b>	<b>20,075</b>
<b>NELSON</b>										
Flaget Memorial Hospital NF	12	0	0	0	0	0	0	0	0	0
Landmark of Bardstown Rehab and Nursing	100	100	76	208	165	33	86	30,863	84.56%	36,500
Signature Healthcare at Colonial Rehab	65	65	46	144	129	17	44	18,047	76.07%	23,725
<b>NELSON County Total:</b>	<b>177</b>	<b>165</b>	<b>122</b>	<b>352</b>	<b>294</b>	<b>50</b>	<b>130</b>	<b>48,910</b>	<b>81.21%</b>	<b>60,225</b>
<b>WASHINGTON</b>										
Sansbury Care Center	48	48	39	33	17	12	43	14,982	85.51%	17,520
Springfield Nursing and Rehabilitation Center	70	70	58	135	109	21	63	21,252	100.00%	21,252
<b>WASHINGTON County Total:</b>	<b>118</b>	<b>118</b>	<b>97</b>	<b>168</b>	<b>126</b>	<b>33</b>	<b>106</b>	<b>36,234</b>	<b>93.45%</b>	<b>38,772</b>
<b>ADD: 5 Total</b>	<b>1,467</b>	<b>1,410</b>	<b>1,065</b>	<b>2,845</b>	<b>2,275</b>	<b>428</b>	<b>1,207</b>	<b>411,525</b>	<b>80.64%</b>	<b>510,352</b>
<b>ADD:6</b>										
<b>BULLITT</b>										
Bedrock HC at Green Meadows	122	122	86	130	111	12	93	34,250	76.91%	44,530
Sanders Ridge Health Campus	56	56	52	219	201	19	51	19,198	93.92%	20,440
<b>BULLITT County Total:</b>	<b>178</b>	<b>178</b>	<b>138</b>	<b>349</b>	<b>312</b>	<b>31</b>	<b>144</b>	<b>53,448</b>	<b>82.27%</b>	<b>64,970</b>
<b>HENRY</b>										
New Castle Nursing and Rehab	60	60	53	74	60	14	53	20,146	91.99%	21,900
<b>HENRY County Total:</b>	<b>60</b>	<b>60</b>	<b>53</b>	<b>74</b>	<b>60</b>	<b>14</b>	<b>53</b>	<b>20,146</b>	<b>91.99%</b>	<b>21,900</b>
<b>JEFFERSON</b>										
Cherokee Park Rehabilitation	104	104	75	202	159	22	96	33,326	87.79%	37,960
Christian Health Center of Louisville	118	118	99	177	171	19	86	31,847	73.94%	43,070
Clifton Oaks Care Center	110	110	104	97	97	18	86	34,475	85.87%	40,150
Episcopal Church Home	61	26	21	25	11	10	25	7,124	76.11%	9,360
Essex Nursing and Rehabilitation Center	128	128	115	219	181	40	113	42,402	90.76%	46,720
Forest Springs Health Campus	58	58	47	369	349	18	49	18,191	85.93%	21,170
Franciscan Health Care Center	85	85	68	596	564	31	69	27,244	87.81%	31,025
Glen Ridge Health Campus	110	110	56	447	409	36	58	20,924	86.86%	24,090
Highlands Nursing and Rehabilitation Center	154	154	144	98	83	18	141	51,301	91.27%	56,210
Hillcreek Rehabilitation and Care	172	0	152	31	171	14	0	22,425	35.72%	62,780

**Table 1 - Census Data- Nursing Facility Beds**

<b>ADD / Facility</b>	<b>Licensed Beds</b>	<b>Beds In Operation</b>	<b>Beginning Census</b>	<b>Admissions</b>	<b>Discharges</b>	<b>Deaths</b>	<b>Ending Census</b>	<b>Total Patient Days</b>	<b>Occupancy Percentage</b>	<b>Potential Patient Days</b>
Home of the Innocents	76	76	75	34	33	3	73	26,958	97.18%	27,740
Jeffersontown Rehabilitation	98	98	89	193	180	15	87	32,304	90.31%	35,770
Kindred Hospital - Louisville (SNF)	47	44	42	49	47	6	38	14,675	91.38%	16,060
Klondike Center	62	62	53	29	19	4	59	20,807	91.94%	22,630
Landmark of Iroquois Park and Nursing Center	120	120	81	187	176	11	81	31,521	100.00%	31,521
Landmark of Louisville Rehab and Nursing	252	252	172	227	202	22	175	64,722	70.37%	91,980
Landmark of River City Rehabilitation and Nursing	92	92	74	177	149	14	88	32,120	95.65%	33,580
Little Sisters of the Poor	35	35	29	15	4	6	34	11,184	87.55%	12,775
Louisville East Post Acute	178	178	168	302	261	40	169	61,990	95.41%	64,970
Lyndon Woods Care and Rehabilitation	145	145	124	59	45	28	110	40,337	76.22%	52,925
Masonic Home of Louisville	136	136	132	559	516	45	130	46,567	93.81%	49,640
Nazareth Home	118	118	105	470	395	67	113	40,857	94.86%	43,070
Nazareth Home Clifton	101	101	99	502	432	70	99	34,312	93.07%	36,865
Park Terrace Health Campus	88	88	80	602	569	38	75	365	100.00%	365
Regency Center	110	110	97	113	106	5	99	33,279	82.89%	40,150
Regis Woods	186	0	0	0	0	0	0	0	0	0
Rivers Edge Nursing and Rehabilitation Center	100	100	78	70	41	19	88	30,752	100.00%	30,752
Seneca Place	122	121	91	341	279	25	111	44,165	100.00%	44,165
Signature Healthcare at Glenview	114	0	0	0	0	0	0	0	0	0
Signature Healthcare at Jefferson Manor Rehab	100	100	73	259	229	19	84	26,757	73.31%	36,500
Signature Healthcare at Jefferson Place Rehab	95	95	74	791	738	39	88	26,178	75.50%	34,675
Signature Healthcare at Meadowview Rehab	95	0	0	0	0	0	0	0	0	0
Signature Healthcare at Rockford Rehab	110	110	82	299	253	29	99	33,740	84.03%	40,150
Signature Healthcare at Summerfield Rehab and Wellness	165	165	77	806	757	18	108	36,098	59.94%	60,225
Signature Healthcare at U of L Mary & Elizabeth Hosp	26	26	21	32	53	0	0	626	40.81%	1,534
Signature Healthcare of East Louisville	128	126	88	415	334	50	110	36,530	79.43%	45,990



**Table 1 - Census Data- Nursing Facility Beds**

<b>ADD / Facility</b>	<b>Licensed Beds</b>	<b>Beds In Operation</b>	<b>Beginning Census</b>	<b>Admissions</b>	<b>Discharges</b>	<b>Deaths</b>	<b>Ending Census</b>	<b>Total Patient Days</b>	<b>Occupancy Percentage</b>	<b>Potential Patient Days</b>
Signature Healthcare of South Louisville	100	100	62	437	384	29	86	28,373	77.73%	36,500
St. Matthews Care Center	108	0	0	0	0	0	0	0	0	0
Sycamore Heights Health and Rehab	96	96	70	105	67	16	92	35,040	100.00%	35,040
The Springs at Stony Brook	66	66	60	269	246	22	61	22,767	94.51%	24,090
The Willows at Springhurst	52	52	44	253	231	17	49	17,818	93.88%	18,980
Treyton Oaks Towers	60	60	47	148	115	34	46	17,791	81.24%	21,900
Valhalla Post Acute	162	162	142	486	436	32	160	55,857	94.46%	59,130
Wesley Manor	68	65	58	50	15	30	63	22,085	88.98%	24,820
Westminster Terrace	112	58	46	6	49	3	0	4,830	52.71%	9,164
Westport Place Health Campus	62	62	58	450	440	13	55	20,080	88.73%	22,630
<b>JEFFERSON County Total:</b>	<b>4,885</b>	<b>4,112</b>	<b>3,472</b>	<b>10,996</b>	<b>9,996</b>	<b>995</b>	<b>3,453</b>	<b>1,240,744</b>	<b>83.90%</b>	<b>1,478,821</b>
<b>OLDHAM</b>										
Friendship Health and Rehab	83	0	0	0	0	0	0	0	0	0
Richwood Nursing and Rehab	120	120	107	201	140	56	112	39,741	90.73%	43,800
The Springs at Oldham Reserve	103	50	1	152	107	12	34	5,305	28.22%	18,799
<b>OLDHAM County Total:</b>	<b>306</b>	<b>170</b>	<b>108</b>	<b>353</b>	<b>247</b>	<b>68</b>	<b>146</b>	<b>45,046</b>	<b>71.96%</b>	<b>62,599</b>
<b>SHELBY</b>										
Crestview Center	58	58	52	89	70	15	56	10,175	95.32%	10,675
Masonic Home of Shelbyville	117	97	61	308	266	33	70	27,499	82.79%	33,215
<b>SHELBY County Total:</b>	<b>175</b>	<b>155</b>	<b>113</b>	<b>397</b>	<b>336</b>	<b>48</b>	<b>126</b>	<b>37,674</b>	<b>85.84%</b>	<b>43,890</b>
<b>SPENCER</b>										
Signature Healthcare of Spencer County	120	120	79	219	178	32	88	30,203	68.96%	43,800
<b>SPENCER County Total:</b>	<b>120</b>	<b>120</b>	<b>79</b>	<b>219</b>	<b>178</b>	<b>32</b>	<b>88</b>	<b>30,203</b>	<b>68.96%</b>	<b>43,800</b>
<b>TRIMBLE</b>										
Bedford Springs Health and Rehabilitation	60	58	46	91	73	15	49	17,977	82.09%	21,900
<b>TRIMBLE County Total:</b>	<b>60</b>	<b>58</b>	<b>46</b>	<b>91</b>	<b>73</b>	<b>15</b>	<b>49</b>	<b>17,977</b>	<b>82.09%</b>	<b>21,900</b>
<b>ADD: 6 Total</b>	<b>5,784</b>	<b>4,853</b>	<b>4,009</b>	<b>12,479</b>	<b>11,202</b>	<b>1,203</b>	<b>4,059</b>	<b>1,445,238</b>	<b>83.16%</b>	<b>1,737,880</b>
<b>ADD:7</b>										
<b>BOONE</b>										
Boonespring Transitional Care Center	143	143	131	444	387	47	141	47,821	91.62%	52,195
Bridge Point Center	151	151	129	178	153	22	132	46,598	84.55%	55,115
Florence Park Care Center	150	150	99	184	150	14	119	42,788	78.15%	54,750
St. Elizabeth Edgewood SNF	16	16	6	401	391	2	14	5,110	87.50%	5,840
<b>BOONE County Total:</b>	<b>460</b>	<b>460</b>	<b>365</b>	<b>1,207</b>	<b>1,081</b>	<b>85</b>	<b>406</b>	<b>142,317</b>	<b>84.76%</b>	<b>167,900</b>

**Table 1 - Census Data- Nursing Facility Beds**

<b>ADD / Facility</b>	<b>Licensed Beds</b>	<b>Beds In Operation</b>	<b>Beginning Census</b>	<b>Admissions</b>	<b>Discharges</b>	<b>Deaths</b>	<b>Ending Census</b>	<b>Total Patient Days</b>	<b>Occupancy Percentage</b>	<b>Potential Patient Days</b>
<b>CAMPBELL</b>										
Carmel Manor	95	95	80	157	104	48	85	30,175	87.02%	34,675
Coldspring Transitional Care Center	143	143	137	383	378	25	117	44,270	84.82%	52,195
Highlandspring of Ft Thomas	140	140	131	406	363	50	124	43,829	85.77%	51,100
St. Elizabeth FT Thomas SNF	26	26	16	400	399	2	15	5,260	55.43%	9,490
The Seasons at Alexandria	117	117	99	360	319	27	113	38,293	89.67%	42,705
<b>CAMPBELL County Total:</b>	<b>521</b>	<b>521</b>	<b>463</b>	<b>1,706</b>	<b>1,563</b>	<b>152</b>	<b>454</b>	<b>161,827</b>	<b>85.10%</b>	<b>190,165</b>
<b>CARROLL</b>										
Signature Healthcare of Carrollton Rehab	78	78	56	129	129	12	56	19,600	68.84%	28,470
<b>CARROLL County Total:</b>	<b>78</b>	<b>78</b>	<b>56</b>	<b>129</b>	<b>129</b>	<b>12</b>	<b>56</b>	<b>19,600</b>	<b>68.84%</b>	<b>28,470</b>
<b>GALLATIN</b>										
Gallatin Nursing and Rehab	120	120	114	117	66	54	111	40,309	92.03%	43,800
<b>GALLATIN County Total:</b>	<b>120</b>	<b>120</b>	<b>114</b>	<b>117</b>	<b>66</b>	<b>54</b>	<b>111</b>	<b>40,309</b>	<b>92.03%</b>	<b>43,800</b>
<b>GRANT</b>										
Grant Healthcare and Rehabilitation	95	95	82	83	68	16	81	29,525	85.15%	34,675
<b>GRANT County Total:</b>	<b>95</b>	<b>95</b>	<b>82</b>	<b>83</b>	<b>68</b>	<b>16</b>	<b>81</b>	<b>29,525</b>	<b>85.15%</b>	<b>34,675</b>
<b>KENTON</b>										
Emerald Trace	74	74	64	617	593	28	60	22,192	82.16%	27,010
Madonna Manor	59	59	51	216	183	30	54	19,036	88.40%	21,535
Rosedale Green	156	156	147	115	34	82	146	55,319	97.15%	56,940
The Pavilion at Kenton	82	82	72	155	141	9	77	27,132	90.65%	29,930
Village Care Center	100	100	86	188	147	36	91	32,078	87.88%	36,500
Villaspring of Erlanger	140	140	125	392	338	49	130	44,511	87.11%	51,100
Woodcrest Nursing and Rehabilitation Center	127	127	99	179	147	16	115	39,821	85.90%	46,355
<b>KENTON County Total:</b>	<b>738</b>	<b>738</b>	<b>644</b>	<b>1,862</b>	<b>1,583</b>	<b>250</b>	<b>673</b>	<b>240,089</b>	<b>89.13%</b>	<b>269,370</b>
<b>OWEN</b>										
Owenton Healthcare and Rehabilitation	100	100	76	88	47	29	88	29,355	80.42%	36,500
<b>OWEN County Total:</b>	<b>100</b>	<b>100</b>	<b>76</b>	<b>88</b>	<b>47</b>	<b>29</b>	<b>88</b>	<b>29,355</b>	<b>80.42%</b>	<b>36,500</b>
<b>PENDLETON</b>										
River Valley Nursing Home	60	60	49	107	91	18	47	18,578	8.48%	219,000
<b>PENDLETON County Total:</b>	<b>60</b>	<b>60</b>	<b>49</b>	<b>107</b>	<b>91</b>	<b>18</b>	<b>47</b>	<b>18,578</b>	<b>8.48%</b>	<b>219,000</b>
<b>ADD: 7 Total</b>	<b>2,172</b>	<b>2,172</b>	<b>1,849</b>	<b>5,299</b>	<b>4,628</b>	<b>616</b>	<b>1,916</b>	<b>681,600</b>	<b>68.86%</b>	<b>989,880</b>

**Table 1 - Census Data- Nursing Facility Beds**

<b>ADD / Facility</b>	<b>Licensed Beds</b>	<b>Beds In Operation</b>	<b>Beginning Census</b>	<b>Admissions</b>	<b>Discharges</b>	<b>Deaths</b>	<b>Ending Census</b>	<b>Total Patient Days</b>	<b>Occupancy Percentage</b>	<b>Potential Patient Days</b>
<b>ADD:8</b>										
<b>BRACKEN</b>										
Perkins Country Manor	32	32	27	53	38	13	29	10,600	90.75%	11,680
<b>BRACKEN County Total:</b>	<b>32</b>	<b>32</b>	<b>27</b>	<b>53</b>	<b>38</b>	<b>13</b>	<b>29</b>	<b>10,600</b>	<b>90.75%</b>	<b>11,680</b>
<b>FLEMING</b>										
Pioneer Trace Nursing Home	92	92	73	72	40	33	72	26,918	80.16%	33,580
<b>FLEMING County Total:</b>	<b>92</b>	<b>92</b>	<b>73</b>	<b>72</b>	<b>40</b>	<b>33</b>	<b>72</b>	<b>26,918</b>	<b>80.16%</b>	<b>33,580</b>
<b>LEWIS</b>										
Vanceburg Rehabilitation and Care	90	90	86	98	95	19	70	32,026	97.49%	32,850
<b>LEWIS County Total:</b>	<b>90</b>	<b>90</b>	<b>86</b>	<b>98</b>	<b>95</b>	<b>19</b>	<b>70</b>	<b>32,026</b>	<b>97.49%</b>	<b>32,850</b>
<b>MASON</b>										
Maysville Nursing and Rehabilitation Facility	130	130	121	282	223	61	119	44,155	93.06%	47,450
<b>MASON County Total:</b>	<b>130</b>	<b>130</b>	<b>121</b>	<b>282</b>	<b>223</b>	<b>61</b>	<b>119</b>	<b>44,155</b>	<b>93.06%</b>	<b>47,450</b>
<b>ROBERTSON</b>										
Robertson County Health Care Facility	60	60	58	92	72	22	56	20,871	95.30%	21,900
<b>ROBERTSON County Total:</b>	<b>60</b>	<b>60</b>	<b>58</b>	<b>92</b>	<b>72</b>	<b>22</b>	<b>56</b>	<b>20,871</b>	<b>95.30%</b>	<b>21,900</b>
<b>ADD: 8 Total</b>	<b>404</b>	<b>404</b>	<b>365</b>	<b>597</b>	<b>468</b>	<b>148</b>	<b>346</b>	<b>134,570</b>	<b>91.26%</b>	<b>147,460</b>
<b>ADD:9</b>										
<b>BATH</b>										
Ridgeway Nursing and Rehabilitation	99	99	92	145	122	24	91	34,276	94.86%	36,135
<b>BATH County Total:</b>	<b>99</b>	<b>99</b>	<b>92</b>	<b>145</b>	<b>122</b>	<b>24</b>	<b>91</b>	<b>34,276</b>	<b>94.86%</b>	<b>36,135</b>
<b>MENIFEE</b>										
Edgewood Estates	60	60	44	19	22	3	38	14,376	71.11%	20,216
<b>MENIFEE County Total:</b>	<b>60</b>	<b>60</b>	<b>44</b>	<b>19</b>	<b>22</b>	<b>3</b>	<b>38</b>	<b>14,376</b>	<b>71.11%</b>	<b>20,216</b>
<b>MONTGOMERY</b>										
Windsor Care Center	144	144	104	365	307	53	109	42,340	80.56%	52,560
<b>MONTGOMERY County Total:</b>	<b>144</b>	<b>144</b>	<b>104</b>	<b>365</b>	<b>307</b>	<b>53</b>	<b>109</b>	<b>42,340</b>	<b>80.56%</b>	<b>52,560</b>
<b>MORGAN</b>										
West Liberty Nursing and Rehabilitation Center	48	48	48	75	64	15	44	16,234	92.66%	17,520
<b>MORGAN County Total:</b>	<b>48</b>	<b>48</b>	<b>48</b>	<b>75</b>	<b>64</b>	<b>15</b>	<b>44</b>	<b>16,234</b>	<b>92.66%</b>	<b>17,520</b>

**Table 1 - Census Data- Nursing Facility Beds**

<b>ADD / Facility</b>	<b>Licensed Beds</b>	<b>Beds In Operation</b>	<b>Beginning Census</b>	<b>Admissions</b>	<b>Discharges</b>	<b>Deaths</b>	<b>Ending Census</b>	<b>Total Patient Days</b>	<b>Occupancy Percentage</b>	<b>Potential Patient Days</b>
<b>ROWAN</b>										
Life Care Center of Morehead	97	96	90	147	129	21	87	33,351	94.20%	35,405
St. Claire Medical Center TCU	10	0	0	0	0	0	0	0	0	0
<b>ROWAN County Total:</b>	<b>107</b>	<b>96</b>	<b>90</b>	<b>147</b>	<b>129</b>	<b>21</b>	<b>87</b>	<b>33,351</b>	<b>94.20%</b>	<b>35,405</b>
<b>ADD: 9 Total</b>	<b>458</b>	<b>447</b>	<b>378</b>	<b>751</b>	<b>644</b>	<b>116</b>	<b>369</b>	<b>140,577</b>	<b>86.86%</b>	<b>161,836</b>
<b>ADD:10</b>										
<b>BOYD</b>										
Boyd Nursing and Rehabilitation Center	60	60	54	126	108	18	54	19,710	90.00%	21,900
King's Daughters Rehab and Skilled Nursing Facility	20	0	0	0	0	0	0	0	0.00%	7,300
Kingsbrook Lifecare Center	137	137	126	580	541	37	128	46,781	93.55%	50,005
Woodland Oaks	110	110	109	363	328	37	107	39,104	97.39%	40,150
<b>BOYD County Total:</b>	<b>327</b>	<b>307</b>	<b>289</b>	<b>1,069</b>	<b>977</b>	<b>92</b>	<b>289</b>	<b>105,595</b>	<b>88.47%</b>	<b>119,355</b>
<b>CARTER</b>										
Carter Nursing and Rehabilitation Center	120	120	115	148	123	25	115	41,869	95.59%	43,800
<b>CARTER County Total:</b>	<b>120</b>	<b>120</b>	<b>115</b>	<b>148</b>	<b>123</b>	<b>25</b>	<b>115</b>	<b>41,869</b>	<b>95.59%</b>	<b>43,800</b>
<b>ELLIOTT</b>										
Elliott Nursing and Rehabilitation Center	75	75	70	177	162	18	67	25,824	94.33%	27,375
<b>ELLIOTT County Total:</b>	<b>75</b>	<b>75</b>	<b>70</b>	<b>177</b>	<b>162</b>	<b>18</b>	<b>67</b>	<b>25,824</b>	<b>94.33%</b>	<b>27,375</b>
<b>GREENUP</b>										
Oakmont Manor	85	85	81	358	324	35	80	29,266	94.33%	31,025
South Shore Nursing and Rehabilitation Center	60	60	47	83	61	17	52	19,242	87.86%	21,900
Wurtland Nursing and Rehabilitation Center	126	124	109	153	142	11	109	39,053	84.92%	45,990
<b>GREENUP County Total:</b>	<b>271</b>	<b>269</b>	<b>237</b>	<b>594</b>	<b>527</b>	<b>63</b>	<b>241</b>	<b>87,561</b>	<b>88.52%</b>	<b>98,915</b>
<b>LAWRENCE</b>										
The Jordan Center	104	104	57	60	40	18	59	21,339	56.21%	37,960
<b>LAWRENCE County Total:</b>	<b>104</b>	<b>104</b>	<b>57</b>	<b>60</b>	<b>40</b>	<b>18</b>	<b>59</b>	<b>21,339</b>	<b>56.21%</b>	<b>37,960</b>
<b>ADD: 10 Total</b>	<b>897</b>	<b>875</b>	<b>768</b>	<b>2,048</b>	<b>1,829</b>	<b>216</b>	<b>771</b>	<b>282,188</b>	<b>86.19%</b>	<b>327,405</b>
<b>ADD:11</b>										
<b>FLOYD</b>										
Highlands ARH Regional Medical Center (NF)	18	0	0	0	0	0	0	0	0	0
Prestonsburg Health Care Center	56	56	50	124	99	30	45	16,894	82.65%	20,440

**Table 1 - Census Data- Nursing Facility Beds**

<b>ADD / Facility</b>	<b>Licensed Beds</b>	<b>Beds In Operation</b>	<b>Beginning Census</b>	<b>Admissions</b>	<b>Discharges</b>	<b>Deaths</b>	<b>Ending Census</b>	<b>Total Patient Days</b>	<b>Occupancy Percentage</b>	<b>Potential Patient Days</b>
Riverview Health Care Center	121	121	101	188	151	39	99	37,342	84.55%	44,165
<b>FLOYD County Total:</b>	<b>195</b>	<b>177</b>	<b>151</b>	<b>312</b>	<b>250</b>	<b>69</b>	<b>144</b>	<b>54,236</b>	<b>83.95%</b>	<b>64,605</b>
<b>JOHNSON</b>										
Mountain Manor of Paintsville	126	126	98	99	78	18	101	37,837	82.27%	45,990
<b>JOHNSON County Total:</b>	<b>126</b>	<b>126</b>	<b>98</b>	<b>99</b>	<b>78</b>	<b>18</b>	<b>101</b>	<b>37,837</b>	<b>82.27%</b>	<b>45,990</b>
<b>MAGOFFIN</b>										
Salyersville Nursing and Rehabilitation Center	142	136	98	93	72	20	99	37,404	72.17%	51,830
<b>MAGOFFIN County Total:</b>	<b>142</b>	<b>136</b>	<b>98</b>	<b>93</b>	<b>72</b>	<b>20</b>	<b>99</b>	<b>37,404</b>	<b>72.17%</b>	<b>51,830</b>
<b>MARTIN</b>										
Martin County Health Care Facility	65	65	63	95	86	17	55	21,645	91.23%	23,725
<b>MARTIN County Total:</b>	<b>65</b>	<b>65</b>	<b>63</b>	<b>95</b>	<b>86</b>	<b>17</b>	<b>55</b>	<b>21,645</b>	<b>91.23%</b>	<b>23,725</b>
<b>PIKE</b>										
Good Shepherd Community Nursing Center	118	118	107	171	161	16	101	38,546	89.50%	43,070
Landmark of Elkhorn City Rehabilitation	106	106	87	51	35	10	93	35,517	91.80%	38,690
Parkview Post-Acute and Rehabilitation Center	120	0	0	0	0	0	0	0	0	0
Pikeville Nursing and Rehab Center	106	106	90	183	155	28	90	33,786	87.32%	38,690
Tug Valley ARH Skilled Nursing Facility	34	34	17	106	97	3	23	7,654	61.68%	12,410
<b>PIKE County Total:</b>	<b>484</b>	<b>364</b>	<b>301</b>	<b>511</b>	<b>448</b>	<b>57</b>	<b>307</b>	<b>115,503</b>	<b>86.94%</b>	<b>132,860</b>
<b>ADD: 11 Total</b>	<b>1,012</b>	<b>868</b>	<b>711</b>	<b>1,110</b>	<b>934</b>	<b>181</b>	<b>706</b>	<b>266,625</b>	<b>83.58%</b>	<b>319,010</b>
<b>ADD:12</b>										
<b>BREATHITT</b>										
Landmark of Breathitt County Rehabilitation and Nursing Center, LLC	120	120	31	63	48	15	31	18,019	41.14%	43,800
<b>BREATHITT County Total:</b>	<b>120</b>	<b>120</b>	<b>31</b>	<b>63</b>	<b>48</b>	<b>15</b>	<b>31</b>	<b>18,019</b>	<b>41.14%</b>	<b>43,800</b>
<b>KNOTT</b>										
Knott County Health and Rehabilitation Center	92	92	86	85	67	16	88	31,630	94.19%	33,580
<b>KNOTT County Total:</b>	<b>92</b>	<b>92</b>	<b>86</b>	<b>85</b>	<b>67</b>	<b>16</b>	<b>88</b>	<b>31,630</b>	<b>94.19%</b>	<b>33,580</b>
<b>LEE</b>										
Lee County Care and Rehabilitation Center	109	109	103	180	152	33	98	37,718	94.80%	39,785
<b>LEE County Total:</b>	<b>109</b>	<b>109</b>	<b>103</b>	<b>180</b>	<b>152</b>	<b>33</b>	<b>98</b>	<b>37,718</b>	<b>94.80%</b>	<b>39,785</b>

**Table 1 - Census Data- Nursing Facility Beds**

<b>ADD / Facility</b>	<b>Licensed Beds</b>	<b>Beds In Operation</b>	<b>Beginning Census</b>	<b>Admissions</b>	<b>Discharges</b>	<b>Deaths</b>	<b>Ending Census</b>	<b>Total Patient Days</b>	<b>Occupancy Percentage</b>	<b>Potential Patient Days</b>
<b>LESLIE</b>										
Hyden Health and Rehabilitation Center	94	94	80	64	47	10	87	31,611	92.13%	34,310
<b>LESLIE County Total:</b>	<b>94</b>	<b>94</b>	<b>80</b>	<b>64</b>	<b>47</b>	<b>10</b>	<b>87</b>	<b>31,611</b>	<b>92.13%</b>	<b>34,310</b>
<b>LETCHER</b>										
Letcher Manor	142	142	131	247	239	14	125	46,491	99.97%	46,504
<b>LETCHER County Total:</b>	<b>142</b>	<b>142</b>	<b>131</b>	<b>247</b>	<b>239</b>	<b>14</b>	<b>125</b>	<b>46,491</b>	<b>99.97%</b>	<b>46,504</b>
<b>OWSLEY</b>										
Owsley County Health Care Center	91	91	75	90	72	20	73	27,854	83.86%	33,215
<b>OWSLEY County Total:</b>	<b>91</b>	<b>91</b>	<b>75</b>	<b>90</b>	<b>72</b>	<b>20</b>	<b>73</b>	<b>27,854</b>	<b>83.86%</b>	<b>33,215</b>
<b>PERRY</b>										
Hazard Health and Rehabilitation Center	200	152	152	63	54	13	148	55,456	75.97%	73,000
Paul E Patton Eastern Ky Veterans Center	120	120	68	50	15	27	76	27,110	61.89%	43,800
<b>PERRY County Total:</b>	<b>320</b>	<b>272</b>	<b>220</b>	<b>113</b>	<b>69</b>	<b>40</b>	<b>224</b>	<b>82,566</b>	<b>70.69%</b>	<b>116,800</b>
<b>WOLFE</b>										
Wolfe County Health and Rehabilitation Center	100	100	96	61	34	29	94	35,343	96.83%	36,500
<b>WOLFE County Total:</b>	<b>100</b>	<b>100</b>	<b>96</b>	<b>61</b>	<b>34</b>	<b>29</b>	<b>94</b>	<b>35,343</b>	<b>96.83%</b>	<b>36,500</b>
<b>ADD: 12 Total</b>	<b>1,068</b>	<b>1,020</b>	<b>822</b>	<b>903</b>	<b>728</b>	<b>177</b>	<b>820</b>	<b>311,232</b>	<b>80.95%</b>	<b>384,494</b>
<b>ADD:13</b>										
<b>BELL</b>										
Middlesboro Nursing and Rehab	95	95	91	164	124	46	85	32,543	93.85%	34,675
Mountain View Nursing and Rehab Ctr	115	115	59	91	75	19	56	20,875	49.73%	41,975
Pineville Community Hospital LTC	30	0	0	0	0	0	0	0	0	0
<b>BELL County Total:</b>	<b>240</b>	<b>210</b>	<b>150</b>	<b>255</b>	<b>199</b>	<b>65</b>	<b>141</b>	<b>53,418</b>	<b>69.69%</b>	<b>76,650</b>
<b>CLAY</b>										
Landmark of Laurel Creek Rehab and Nursing	106	106	82	154	127	22	87	33,502	86.59%	38,690
<b>CLAY County Total:</b>	<b>106</b>	<b>106</b>	<b>82</b>	<b>154</b>	<b>127</b>	<b>22</b>	<b>87</b>	<b>33,502</b>	<b>86.59%</b>	<b>38,690</b>
<b>HARLAN</b>										
Harlan Health and Rehabilitation Center	143	143	113	156	107	41	121	41,179	78.89%	52,195
Tri-Cities Nursing and Rehabilitation Center	85	85	61	117	100	22	56	22,163	71.44%	31,025
<b>HARLAN County Total:</b>	<b>228</b>	<b>228</b>	<b>174</b>	<b>273</b>	<b>207</b>	<b>63</b>	<b>177</b>	<b>63,342</b>	<b>76.11%</b>	<b>83,220</b>

**Table 1 - Census Data- Nursing Facility Beds**

<b>ADD / Facility</b>	<b>Licensed Beds</b>	<b>Beds In Operation</b>	<b>Beginning Census</b>	<b>Admissions</b>	<b>Discharges</b>	<b>Deaths</b>	<b>Ending Census</b>	<b>Total Patient Days</b>	<b>Occupancy Percentage</b>	<b>Potential Patient Days</b>
<b>JACKSON</b>										
Signature HealthCare at Jackson Manor	51	51	47	110	95	17	45	15,949	85.68%	18,615
<b>JACKSON County Total:</b>	<b>51</b>	<b>51</b>	<b>47</b>	<b>110</b>	<b>95</b>	<b>17</b>	<b>45</b>	<b>15,949</b>	<b>85.68%</b>	<b>18,615</b>
<b>KNOX</b>										
Barbourville Health and Rehabilitation Center	135	135	103	120	64	45	114	40,990	83.19%	49,275
Christian Health Center - Corbin	100	100	90	98	71	23	94	33,312	91.27%	36,500
<b>KNOX County Total:</b>	<b>235</b>	<b>235</b>	<b>193</b>	<b>218</b>	<b>135</b>	<b>68</b>	<b>208</b>	<b>74,302</b>	<b>86.62%</b>	<b>85,775</b>
<b>LAUREL</b>										
Hillcrest Health and Rehabilitation Center	120	120	83	72	42	23	90	32,065	73.21%	43,800
Laurel Heights Home for the Elderly	143	143	131	142	85	53	135	49,467	94.77%	52,195
<b>LAUREL County Total:</b>	<b>263</b>	<b>263</b>	<b>214</b>	<b>214</b>	<b>127</b>	<b>76</b>	<b>225</b>	<b>81,532</b>	<b>84.93%</b>	<b>95,995</b>
<b>ROCKCASTLE</b>										
Rockcastle Health and Rehabilitation Center	104	104	80	204	165	33	86	29,291	77.16%	37,960
Rockcastle Regional Hospital and Respiratory Care	143	143	110	155	118	46	101	38,829	74.39%	52,195
<b>ROCKCASTLE County Total:</b>	<b>247</b>	<b>247</b>	<b>190</b>	<b>359</b>	<b>283</b>	<b>79</b>	<b>187</b>	<b>68,120</b>	<b>75.56%</b>	<b>90,155</b>
<b>WHITLEY</b>										
Corbin Health and Rehabilitation Center	100	100	79	108	62	28	97	31,258	85.64%	36,500
The Heritage	85	85	82	198	179	24	77	28,930	93.25%	31,025
Williamsburg Health and Rehabilitation Center	125	125	89	114	72	29	102	35,486	77.78%	45,625
<b>WHITLEY County Total:</b>	<b>310</b>	<b>310</b>	<b>250</b>	<b>420</b>	<b>313</b>	<b>81</b>	<b>276</b>	<b>95,674</b>	<b>84.56%</b>	<b>113,150</b>
<b>ADD: 13 Total</b>	<b>1,680</b>	<b>1,650</b>	<b>1,300</b>	<b>2,003</b>	<b>1,486</b>	<b>471</b>	<b>1,346</b>	<b>485,839</b>	<b>80.67%</b>	<b>602,250</b>
<b>ADD:14</b>										
<b>ADAIR</b>										
Signature Healthcare at Summit Manor Rehab	104	104	70	187	149	30	78	27,984	73.72%	37,960
<b>ADAIR County Total:</b>	<b>104</b>	<b>104</b>	<b>70</b>	<b>187</b>	<b>149</b>	<b>30</b>	<b>78</b>	<b>27,984</b>	<b>73.72%</b>	<b>37,960</b>
<b>CASEY</b>										
Liberty Care and Rehabilitation Center	97	97	75	138	119	12	82	29,912	84.49%	35,405
<b>CASEY County Total:</b>	<b>97</b>	<b>97</b>	<b>75</b>	<b>138</b>	<b>119</b>	<b>12</b>	<b>82</b>	<b>29,912</b>	<b>84.49%</b>	<b>35,405</b>

**Table 1 - Census Data- Nursing Facility Beds**

<b>ADD / Facility</b>	<b>Licensed Beds</b>	<b>Beds In Operation</b>	<b>Beginning Census</b>	<b>Admissions</b>	<b>Discharges</b>	<b>Deaths</b>	<b>Ending Census</b>	<b>Total Patient Days</b>	<b>Occupancy Percentage</b>	<b>Potential Patient Days</b>
<b>CLINTON</b>										
Clinton County Care and Rehabilitation Center	52	52	43	91	74	16	44	16,920	89.15%	18,980
<b>CLINTON County Total:</b>	<b>52</b>	<b>52</b>	<b>43</b>	<b>91</b>	<b>74</b>	<b>16</b>	<b>44</b>	<b>16,920</b>	<b>89.15%</b>	<b>18,980</b>
<b>CUMBERLAND</b>										
Cumberland Valley Nursing and Rehabilitation Center	84	84	57	65	29	19	74	24,901	81.22%	30,660
<b>CUMBERLAND County Total:</b>	<b>84</b>	<b>84</b>	<b>57</b>	<b>65</b>	<b>29</b>	<b>19</b>	<b>74</b>	<b>24,901</b>	<b>81.22%</b>	<b>30,660</b>
<b>GREEN</b>										
Green Hill Rehabilitation and Care	118	118	91	133	87	34	103	35,220	81.77%	43,070
McDowell Skilled Nursing Facility	5	0	0	0	0	0	0	0	0	0
<b>GREEN County Total:</b>	<b>123</b>	<b>118</b>	<b>91</b>	<b>133</b>	<b>87</b>	<b>34</b>	<b>103</b>	<b>35,220</b>	<b>81.77%</b>	<b>43,070</b>
<b>MCCREARY</b>										
Signature Healthcare of McCreary County Rehab	60	60	40	182	165	7	50	18,353	83.80%	21,900
<b>MCCREARY County Total:</b>	<b>60</b>	<b>60</b>	<b>40</b>	<b>182</b>	<b>165</b>	<b>7</b>	<b>50</b>	<b>18,353</b>	<b>83.80%</b>	<b>21,900</b>
<b>PULASKI</b>										
Cumberland Nursing and Rehabilitation Center	93	93	88	140	103	37	88	30,706	90.46%	33,945
Lake Cumberland Regional Hospital SCU	12	12	12	224	229	2	5	3,459	78.97%	4,380
Somerset Nursing and Rehabilitation Facility	123	123	114	177	133	39	119	43,391	96.65%	44,895
Somerwoods Nursing and Rehabilitation	166	166	104	114	81	25	112	41,368	68.28%	60,590
<b>PULASKI County Total:</b>	<b>394</b>	<b>394</b>	<b>318</b>	<b>655</b>	<b>546</b>	<b>103</b>	<b>324</b>	<b>118,924</b>	<b>82.70%</b>	<b>143,810</b>
<b>RUSSELL</b>										
Fair Oaks Health Systems	114	114	93	99	57	39	96	34,955	84.01%	41,610
<b>RUSSELL County Total:</b>	<b>114</b>	<b>114</b>	<b>93</b>	<b>99</b>	<b>57</b>	<b>39</b>	<b>96</b>	<b>34,955</b>	<b>84.01%</b>	<b>41,610</b>
<b>TAYLOR</b>										
Campbellsville Nursing and Rehabilitation	67	67	59	148	120	32	55	22,993	94.02%	24,455
The Grandview Nursing and Rehabilitation Facility	81	81	75	171	145	25	76	27,833	94.14%	29,565
<b>TAYLOR County Total:</b>	<b>148</b>	<b>148</b>	<b>134</b>	<b>319</b>	<b>265</b>	<b>57</b>	<b>131</b>	<b>50,826</b>	<b>94.09%</b>	<b>54,020</b>



**Table 1 - Census Data- Nursing Facility Beds**

<b>ADD / Facility</b>	<b>Licensed Beds</b>	<b>Beds In Operation</b>	<b>Beginning Census</b>	<b>Admissions</b>	<b>Discharges</b>	<b>Deaths</b>	<b>Ending Census</b>	<b>Total Patient Days</b>	<b>Occupancy Percentage</b>	<b>Potential Patient Days</b>
<b>WAYNE</b>										
Hicks Golden Years Nursing Home	59	59	56	24	15	13	54	20,545	95.40%	21,535
<b>WAYNE County Total:</b>	<b>59</b>	<b>59</b>	<b>56</b>	<b>24</b>	<b>15</b>	<b>13</b>	<b>54</b>	<b>20,545</b>	<b>95.40%</b>	<b>21,535</b>
<b>ADD: 14 Total</b>	<b>1,235</b>	<b>1,230</b>	<b>977</b>	<b>1,893</b>	<b>1,506</b>	<b>330</b>	<b>1,036</b>	<b>378,540</b>	<b>84.32%</b>	<b>448,950</b>
<b>ADD:15</b>										
<b>ANDERSON</b>										
Signature Healthcare at Heritage Hall Rehab	94	94	72	253	231	28	66	26,804	78.12%	34,310
<b>ANDERSON County Total:</b>	<b>94</b>	<b>94</b>	<b>72</b>	<b>253</b>	<b>231</b>	<b>28</b>	<b>66</b>	<b>26,804</b>	<b>78.12%</b>	<b>34,310</b>
<b>BOURBON</b>										
Bourbon Heights	67	67	54	38	13	17	62	21,446	87.70%	24,455
<b>BOURBON County Total:</b>	<b>67</b>	<b>67</b>	<b>54</b>	<b>38</b>	<b>13</b>	<b>17</b>	<b>62</b>	<b>21,446</b>	<b>87.70%</b>	<b>24,455</b>
<b>BOYLE</b>										
Danville Center for Health	106	106	72	165	127	35	75	28,359	73.30%	38,690
Landmark of Danville Rehabilitation and Nursing Center, LLC	90	90	80	71	63	12	76	30,513	92.89%	32,850
<b>BOYLE County Total:</b>	<b>196</b>	<b>196</b>	<b>152</b>	<b>236</b>	<b>190</b>	<b>47</b>	<b>151</b>	<b>58,872</b>	<b>82.29%</b>	<b>71,540</b>
<b>CLARK</b>										
Clark Regional Medical Center Transitional Care Unit	25	25	9	10	19	0	0	406	7.77%	5,225
Fountain Circle Care and Rehab Ctr	179	147	128	377	327	46	132	46,550	71.25%	65,335
<b>CLARK County Total:</b>	<b>204</b>	<b>172</b>	<b>137</b>	<b>387</b>	<b>346</b>	<b>46</b>	<b>132</b>	<b>46,956</b>	<b>66.55%</b>	<b>70,560</b>
<b>ESTILL</b>										
Irvine Nursing and Rehabilitation	86	86	81	167	143	30	75	29,136	92.82%	31,390
<b>ESTILL County Total:</b>	<b>86</b>	<b>86</b>	<b>81</b>	<b>167</b>	<b>143</b>	<b>30</b>	<b>75</b>	<b>29,136</b>	<b>92.82%</b>	<b>31,390</b>
<b>FAYETTE</b>										
Bluegrass Care and Rehabilitation Center	124	118	101	393	347	31	116	39,230	86.68%	45,260
Cambridge Nursing & Rehabilitation Center	108	108	78	120	59	43	96	32,819	83.25%	39,420
Cardinal Hill Rehab Unit	74	74	27	862	859	0	30	11,040	40.87%	27,010
Homestead Post Acute	136	136	114	391	320	57	128	44,250	89.14%	49,640
Lexington Country Place	111	111	71	212	154	50	79	29,224	72.13%	40,515
Lexington Premier Nursing and Rehab, LLC	120	120	98	182	135	36	109	38,603	88.13%	43,800
Mayfair Manor	98	90	69	381	351	22	77	26,728	81.36%	32,850

**Table 1 - Census Data- Nursing Facility Beds**

<b>ADD / Facility</b>	<b>Licensed Beds</b>	<b>Beds In Operation</b>	<b>Beginning Census</b>	<b>Admissions</b>	<b>Discharges</b>	<b>Deaths</b>	<b>Ending Census</b>	<b>Total Patient Days</b>	<b>Occupancy Percentage</b>	<b>Potential Patient Days</b>
Northpoint Lexington Healthcare Center	150	150	138	203	172	31	138	50,370	92.00%	54,750
Pine Meadows Post Acute	120	120	109	183	149	29	114	41,115	93.87%	43,800
Sayre Christian Village Nursing Home	153	153	126	168	112	38	144	51,860	92.86%	55,845
Signature Healthcare at Tanbark Rehab	34	34	31	377	403	5	0	6,355	80.22%	7,922
The Willows at Citation	52	52	49	278	255	26	46	17,199	90.62%	18,980
The Willows at Fritz Farm	54	54	50	276	259	20	47	18,272	92.70%	19,710
The Willows at Hamburg	54	54	50	162	137	26	49	18,473	93.72%	19,710
<b>FAYETTE County Total:</b>	<b>1,388</b>	<b>1,374</b>	<b>1,111</b>	<b>4,188</b>	<b>3,712</b>	<b>414</b>	<b>1,173</b>	<b>425,538</b>	<b>85.24%</b>	<b>499,212</b>
<b>FRANKLIN</b>										
Bradford Square Center	100	100	86	70	78	9	89	21,923	60.06%	36,500
Frankfort Rehab and Care	100	100	74	168	135	24	83	28,110	77.01%	36,500
<b>FRANKLIN County Total:</b>	<b>200</b>	<b>200</b>	<b>160</b>	<b>238</b>	<b>213</b>	<b>33</b>	<b>172</b>	<b>50,033</b>	<b>68.54%</b>	<b>73,000</b>
<b>GARRARD</b>										
Landmark of Lancaster Rehabilitation and Nursing	96	96	83	102	68	32	85	31,072	88.68%	35,040
<b>GARRARD County Total:</b>	<b>96</b>	<b>96</b>	<b>83</b>	<b>102</b>	<b>68</b>	<b>32</b>	<b>85</b>	<b>31,072</b>	<b>88.68%</b>	<b>35,040</b>
<b>HARRISON</b>										
Cedar Ridge Health Campus	48	48	44	134	127	12	39	16,425	93.75%	17,520
Edgemont Healthcare	68	68	66	52	44	18	56	22,874	92.16%	24,820
Grand Haven Nursing Home	54	54	51	58	37	26	46	17,210	87.32%	19,710
<b>HARRISON County Total:</b>	<b>170</b>	<b>170</b>	<b>161</b>	<b>244</b>	<b>208</b>	<b>56</b>	<b>141</b>	<b>56,509</b>	<b>91.07%</b>	<b>62,050</b>
<b>JESSAMINE</b>										
Nicholasville Nursing and Rehabilitation	73	73	62	121	104	15	64	22,479	84.36%	26,645
Thomson Hood Veterans Center	285	285	109	77	15	48	123	42,411	40.77%	104,025
<b>JESSAMINE County Total:</b>	<b>358</b>	<b>358</b>	<b>171</b>	<b>198</b>	<b>119</b>	<b>63</b>	<b>187</b>	<b>64,890</b>	<b>49.66%</b>	<b>130,670</b>
<b>LINCOLN</b>										
Stanford Care and Rehab	128	128	114	102	57	47	112	40,045	85.71%	46,720
<b>LINCOLN County Total:</b>	<b>128</b>	<b>128</b>	<b>114</b>	<b>102</b>	<b>57</b>	<b>47</b>	<b>112</b>	<b>40,045</b>	<b>85.71%</b>	<b>46,720</b>
<b>MADISON</b>										
Berea Health and Rehabilitation	84	82	74	149	132	18	74	27,355	89.22%	30,660
Kenwood Health and Rehabilitation Center	93	93	84	216	180	38	82	31,749	93.53%	33,945

**Table 1 - Census Data- Nursing Facility Beds**

<b>ADD / Facility</b>	<b>Licensed Beds</b>	<b>Beds In Operation</b>	<b>Beginning Census</b>	<b>Admissions</b>	<b>Discharges</b>	<b>Deaths</b>	<b>Ending Census</b>	<b>Total Patient Days</b>	<b>Occupancy Percentage</b>	<b>Potential Patient Days</b>
Madison Health and Rehabilitation Center	92	92	73	95	80	17	71	26,802	79.82%	33,580
Telford Terrace	25	25	20	69	54	13	22	6,712	73.56%	9,125
The Terrace Nursing and Rehabilitation	102	102	95	212	171	42	94	34,941	93.85%	37,230
<b>MADISON County Total:</b>	<b>396</b>	<b>394</b>	<b>346</b>	<b>741</b>	<b>617</b>	<b>128</b>	<b>343</b>	<b>127,559</b>	<b>88.25%</b>	<b>144,540</b>
<b>MERCER</b>										
Harrodsburg Health and Rehab Ctr	112	112	85	192	139	49	89	32,856	80.37%	40,880
The Willows at Harrodsburg	36	36	33	147	120	25	35	12,775	97.22%	13,140
<b>MERCER County Total:</b>	<b>148</b>	<b>148</b>	<b>118</b>	<b>339</b>	<b>259</b>	<b>74</b>	<b>124</b>	<b>45,631</b>	<b>84.47%</b>	<b>54,020</b>
<b>NICHOLAS</b>										
Johnson Mathers Nursing Home	104	0	0	0	0	0	0	0	0	0
<b>NICHOLAS County Total:</b>	<b>104</b>	<b>0</b>	<b>0</b>	<b>0</b>	<b>0</b>	<b>0</b>	<b>0</b>	<b>0</b>	<b>0</b>	<b>0</b>
<b>POWELL</b>										
Stanton Nursing and Rehabilitation Center	81	81	67	93	62	24	74	26,161	88.49%	29,565
<b>POWELL County Total:</b>	<b>81</b>	<b>81</b>	<b>67</b>	<b>93</b>	<b>62</b>	<b>24</b>	<b>74</b>	<b>26,161</b>	<b>88.49%</b>	<b>29,565</b>
<b>SCOTT</b>										
Dover Nursing and Rehabilitation	85	85	81	166	139	31	77	28,680	92.44%	31,025
Signature Healthcare of Georgetown	65	65	55	373	350	18	60	22,106	93.18%	23,725
<b>SCOTT County Total:</b>	<b>150</b>	<b>150</b>	<b>136</b>	<b>539</b>	<b>489</b>	<b>49</b>	<b>137</b>	<b>50,786</b>	<b>92.76%</b>	<b>54,750</b>
<b>WOODFORD</b>										
The Homeplace at Midway	23	23	21	26	16	8	23	8,043	95.81%	8,395
<b>WOODFORD County Total:</b>	<b>23</b>	<b>23</b>	<b>21</b>	<b>26</b>	<b>16</b>	<b>8</b>	<b>23</b>	<b>8,043</b>	<b>95.81%</b>	<b>8,395</b>
<b>ADD: 15 Total</b>	<b>3,889</b>	<b>3,737</b>	<b>2,984</b>	<b>7,891</b>	<b>6,743</b>	<b>1,096</b>	<b>3,057</b>	<b>1,109,481</b>	<b>80.97%</b>	<b>1,370,217</b>
<b>Statewide Total</b>	<b>26,811</b>	<b>25,096</b>	<b>20,169</b>	<b>48,219</b>	<b>40,755</b>	<b>6,826</b>	<b>20,798</b>	<b>7,509,949</b>	<b>80.15%</b>	<b>9,369,933</b>

**Table 1A - Census Data- Nursing Facility Beds 2023**

<b>ADD / Facility</b>	<b>Number of Licensed Beds</b>	<b>Beds In Operation</b>	<b>Beginning Census</b>	<b>Admissions</b>	<b>Discharges</b>	<b>Deaths</b>	<b>Ending Census</b>	<b>Total Patient Days</b>	<b>Occupancy Percentage</b>
PURCHASE	1,654	1,473	1,128	2,893	2,302	491	1,208	442,809	81.49%
PENNYRILE	1,820	1,702	1,271	2,052	1,533	462	1,328	471,431	74.49%
GREEN RIVER	1,429	1,413	1,061	2,242	1,841	369	1,093	402,123	77.10%
BARREN RIVER	1,842	1,842	1,481	3,213	2,636	522	1,536	546,171	81.24%
LINCOLN TRAIL	1,467	1,410	1,065	2,845	2,275	428	1,207	411,525	80.64%
KIPDA	5,784	4,853	4,009	12,479	11,202	1,203	4,059	1,445,238	83.16%
NORTHERN KY	2,172	2,172	1,849	5,299	4,628	616	1,916	681,600	68.86%
BUFFALO TRACE	404	404	365	597	468	148	346	134,570	91.26%
GATEWAY	458	447	378	751	644	116	369	140,577	86.86%
FIVCO	897	875	768	2,048	1,829	216	771	282,188	86.19%
BIG SANDY	1,012	868	711	1,110	934	181	706	266,625	83.58%
KY RIVER	1,068	1,020	822	903	728	177	820	311,232	80.95%
CUMBERLAND VALLEY	1,680	1,650	1,300	2,003	1,486	471	1,346	485,839	80.67%
LAKE CUMBERLAND	1,235	1,230	977	1,893	1,506	330	1,036	378,540	84.32%
BLUEGRASS	3,889	3,737	2,984	7,891	6,743	1,096	3,057	1,109,481	80.97%
<b>Statewide Total</b>	<b>26,811</b>	<b>25,096</b>	<b>20,169</b>	<b>48,219</b>	<b>40,755</b>	<b>6,826</b>	<b>20,798</b>	<b>7,509,949</b>	<b>80.15%</b>

## 2023 ANNUAL KENTUCKY LONG TERM CARE UTILIZATION AND SERVICE REPORT

### Table 2 - Census Data- Personal Care Beds

ADD / Facility	Licensed Beds	Beds In Operation	Beginning Census	Admissions	Discharges	Deaths	Ending Census	Total Patient Days	Occupancy Percentage	Potential Patient Days
<b>ADD:1</b>										
<b>CALLOWAY</b>										
Gardens a Hickory Woods	22	22	18	7	12	0	13	6,293	78.37%	8,030
<b>CALLOWAY County Total:</b>	<b>22</b>	<b>22</b>	<b>18</b>	<b>7</b>	<b>12</b>	<b>0</b>	<b>13</b>	<b>6,293</b>	<b>78.37%</b>	<b>8,030</b>
<b>CARLISLE</b>										
Countryside Center	8	8	8	0	1	0	7	2,806	96.10%	2,920
<b>CARLISLE County Total:</b>	<b>8</b>	<b>8</b>	<b>8</b>	<b>0</b>	<b>1</b>	<b>0</b>	<b>7</b>	<b>2,806</b>	<b>96.10%</b>	<b>2,920</b>
<b>GRAVES</b>										
Fern Terrace of Mayfield	140	136	128	41	43	0	126	46,720	91.43%	51,100
<b>GRAVES County Total:</b>	<b>140</b>	<b>136</b>	<b>128</b>	<b>41</b>	<b>43</b>	<b>0</b>	<b>126</b>	<b>46,720</b>	<b>91.43%</b>	<b>51,100</b>
<b>HICKMAN</b>										
Clinton Hickman County Nursing Facility	10	3	4	1	2	0	3	1,246	34.14%	3,650
Clinton Place	10	10	7	5	6	0	6	2,190	60.00%	3,650
<b>HICKMAN County Total:</b>	<b>20</b>	<b>13</b>	<b>11</b>	<b>6</b>	<b>8</b>	<b>0</b>	<b>9</b>	<b>3,436</b>	<b>47.07%</b>	<b>7,300</b>
<b>MCCRACKEN</b>										
Charter Senior Living of Paducah	104	104	0	63	4	3	56	5,208	30.35%	17,160
Gaither Suites at West Park	29	29	29	20	22	1	26	9,706	91.70%	10,585
<b>MCCRACKEN County Total:</b>	<b>133</b>	<b>133</b>	<b>29</b>	<b>83</b>	<b>26</b>	<b>4</b>	<b>82</b>	<b>14,914</b>	<b>53.75%</b>	<b>27,745</b>
<b>ADD: 1 Total</b>	<b>323</b>	<b>312</b>	<b>194</b>	<b>137</b>	<b>90</b>	<b>4</b>	<b>237</b>	<b>74,169</b>	<b>76.39%</b>	<b>97,095</b>
<b>ADD:2</b>										
<b>CALDWELL</b>										
Highland Homes, Inc.	100	100	83	33	35	2	79	28,835	79.00%	36,500
<b>CALDWELL County Total:</b>	<b>100</b>	<b>100</b>	<b>83</b>	<b>33</b>	<b>35</b>	<b>2</b>	<b>79</b>	<b>28,835</b>	<b>79.00%</b>	<b>36,500</b>
<b>CHRISTIAN</b>										
Charter Senior Living of Hopkinsville	104	104	0	63	13	3	47	10,359	32.66%	31,720
Christian County Manor	78	78	45	65	42	1	67	365	100.00%	365
Christian Health Center, Hopkinsville	2	2	2	2	4	0	0	540	73.97%	730
Pennyryle Home	94	94	61	9	8	0	62	22,422	65.35%	34,310
<b>CHRISTIAN County Total:</b>	<b>278</b>	<b>278</b>	<b>108</b>	<b>139</b>	<b>67</b>	<b>4</b>	<b>176</b>	<b>33,686</b>	<b>50.18%</b>	<b>67,125</b>
<b>CRITTENDEN</b>										
Crittenden County Health and Rehabilitation Center	4	4	0	0	0	0	0	0	0.00%	0
<b>CRITTENDEN County Total:</b>	<b>4</b>	<b>4</b>	<b>0</b>	<b>0</b>	<b>0</b>	<b>0</b>	<b>0</b>	<b>0</b>	<b>0.00%</b>	<b>0</b>

**Table 2 - Census Data- Personal Care Beds**

<b>ADD / Facility</b>	<b>Licensed Beds</b>	<b>Beds In Operation</b>	<b>Beginning Census</b>	<b>Admissions</b>	<b>Discharges</b>	<b>Deaths</b>	<b>Ending Census</b>	<b>Total Patient Days</b>	<b>Occupancy Percentage</b>	<b>Potential Patient Days</b>
<b>HOPKINS</b>										
Madisonville Rest Home I LLC	58	0	42	9	9	2	40	15,330	100.00%	15,330
The Homestead	64	64	56	21	28	0	49	18,980	81.25%	23,360
<b>HOPKINS County Total:</b>	<b>122</b>	<b>64</b>	<b>98</b>	<b>30</b>	<b>37</b>	<b>2</b>	<b>89</b>	<b>34,310</b>	<b>88.68%</b>	<b>38,690</b>
<b>LYON</b>										
Rivers Bend Retirement Community	8	0	0	0	0	0	0	0	0.00%	0
<b>LYON County Total:</b>	<b>8</b>	<b>0</b>	<b>0</b>	<b>0</b>	<b>0</b>	<b>0</b>	<b>0</b>	<b>0</b>	<b>0.00%</b>	<b>0</b>
<b>MUHLENBERG</b>										
Greenville Nursing and Rehabilitation	14	14	2	0	1	1	0	730	14.29%	5,110
Sparks Nursing Center	88	88	75	35	35	3	72	26,180	81.51%	32,120
<b>MUHLENBERG County Total:</b>	<b>102</b>	<b>102</b>	<b>77</b>	<b>35</b>	<b>36</b>	<b>4</b>	<b>72</b>	<b>26,910</b>	<b>72.28%</b>	<b>37,230</b>
<b>TRIGG</b>										
Better Senior Living	72	72	64	38	41	1	60	365	100.00%	365
<b>TRIGG County Total:</b>	<b>72</b>	<b>72</b>	<b>64</b>	<b>38</b>	<b>41</b>	<b>1</b>	<b>60</b>	<b>365</b>	<b>100.00%</b>	<b>365</b>
<b>ADD: 2 Total</b>	<b>686</b>	<b>620</b>	<b>430</b>	<b>275</b>	<b>216</b>	<b>13</b>	<b>476</b>	<b>124,106</b>	<b>68.98%</b>	<b>179,910</b>
<b>ADD:3</b>										
<b>DAVISS</b>										
Calumet Trace Senior Living	77	77	0	14	1	0	13	560	11.19%	5,005
Carmel Home	79	79	75	36	30	5	76	27,571	95.62%	28,835
Cedarhurst of Owensboro	90	90	78	42	33	6	81	32,850	100.00%	32,850
Chautauqua Health and Rehab	39	14	5	8	3	0	10	2,729	53.41%	5,110
Davco Rest Home	92	92	84	38	32	0	90	30,309	90.26%	33,580
Fern Terrace of Owensboro, LLC	68	68	51	40	32	1	58	18,724	75.44%	24,820
<b>DAVISS County Total:</b>	<b>445</b>	<b>420</b>	<b>293</b>	<b>178</b>	<b>131</b>	<b>12</b>	<b>328</b>	<b>112,743</b>	<b>86.59%</b>	<b>130,200</b>
<b>HANCOCK</b>										
Lewisport Rest Home I LLC	56	0	48	16	11	0	53	19,345	94.64%	20,440
<b>HANCOCK County Total:</b>	<b>56</b>	<b>0</b>	<b>48</b>	<b>16</b>	<b>11</b>	<b>0</b>	<b>53</b>	<b>19,345</b>	<b>94.64%</b>	<b>20,440</b>
<b>HENDERSON</b>										
Henderson Manor	64	64	26	20	17	0	29	10,118	43.31%	23,360
HOH Healthcare, LLC	60	60	51	45	32	4	60	21,514	98.24%	21,900
<b>HENDERSON County Total:</b>	<b>124</b>	<b>124</b>	<b>77</b>	<b>65</b>	<b>49</b>	<b>4</b>	<b>89</b>	<b>31,632</b>	<b>69.89%</b>	<b>45,260</b>
<b>OHIO</b>										
Beaver Dam Nursing and Rehab Center	13	9	14	1	8	0	7	3,642	76.75%	4,745
<b>OHIO County Total:</b>	<b>13</b>	<b>9</b>	<b>14</b>	<b>1</b>	<b>8</b>	<b>0</b>	<b>7</b>	<b>3,642</b>	<b>76.75%</b>	<b>4,745</b>
<b>ADD: 3 Total</b>	<b>638</b>	<b>553</b>	<b>432</b>	<b>260</b>	<b>199</b>	<b>16</b>	<b>477</b>	<b>167,362</b>	<b>83.41%</b>	<b>200,645</b>

**Table 2 - Census Data- Personal Care Beds**

ADD / Facility	Licensed Beds	Beds In Operation	Beginning Census	Admissions	Discharges	Deaths	Ending Census	Total Patient Days	Occupancy Percentage	Potential Patient Days
<b>ADD:4</b>										
<b>ALLEN</b>										
Cornerstone Manor	36	34	34	19	25	0	28	36	100.00%	36
Scottsville Manor	40	40	30	14	8	0	36	10,602	72.62%	14,600
<b>ALLEN County Total:</b>	<b>76</b>	<b>74</b>	<b>64</b>	<b>33</b>	<b>33</b>	<b>0</b>	<b>64</b>	<b>10,638</b>	<b>72.68%</b>	<b>14,636</b>
<b>BARREN</b>										
NHC HealthCare, Glasgow	0	0	0	0	0	0	0	0	0.00%	0
<b>BARREN County Total:</b>	<b>0</b>	<b>0</b>	<b>0</b>	<b>0</b>	<b>0</b>	<b>0</b>	<b>0</b>	<b>0</b>	<b>0.00%</b>	<b>0</b>
<b>EDMONSON</b>										
Edmonson Center	12	12	4	11	4	0	11	1,767	40.34%	4,380
<b>EDMONSON County Total:</b>	<b>12</b>	<b>12</b>	<b>4</b>	<b>11</b>	<b>4</b>	<b>0</b>	<b>11</b>	<b>1,767</b>	<b>40.34%</b>	<b>4,380</b>
<b>HART</b>										
Hart County Manor	54	51	50	5	4	1	50	1,581	94.44%	1,674
<b>HART County Total:</b>	<b>54</b>	<b>51</b>	<b>50</b>	<b>5</b>	<b>4</b>	<b>1</b>	<b>50</b>	<b>1,581</b>	<b>94.44%</b>	<b>1,674</b>
<b>METCALFE</b>										
Harpers Home for the Aged	27	27	15	12	10	0	17	6,205	62.96%	9,855
Metcalfe Health Care Center	13	13	6	2	2	0	6	1,803	38.00%	4,745
<b>METCALFE County Total:</b>	<b>40</b>	<b>40</b>	<b>21</b>	<b>14</b>	<b>12</b>	<b>0</b>	<b>23</b>	<b>8,008</b>	<b>54.85%</b>	<b>14,600</b>
<b>SIMPSON</b>										
Lewis Memorial Methodist Home	23	0	0	0	0	0	0	0	0.00%	0
<b>SIMPSON County Total:</b>	<b>23</b>	<b>0</b>	<b>0</b>	<b>0</b>	<b>0</b>	<b>0</b>	<b>0</b>	<b>0</b>	<b>0.00%</b>	<b>0</b>
<b>WARREN</b>										
Christian Health Center of Bowling Green	54	54	47	39	30	9	49	17,885	90.74%	19,710
Fern Terrace of Bowling Green	114	114	94	5	97	2	0	27,702	66.58%	41,610
The Haven At Massey Springs	18	18	16	13	12	1	16	5,987	91.13%	6,570
<b>WARREN County Total:</b>	<b>186</b>	<b>186</b>	<b>157</b>	<b>57</b>	<b>139</b>	<b>12</b>	<b>65</b>	<b>51,574</b>	<b>75.97%</b>	<b>67,890</b>
<b>ADD: 4 Total</b>	<b>391</b>	<b>363</b>	<b>296</b>	<b>120</b>	<b>192</b>	<b>13</b>	<b>213</b>	<b>73,568</b>	<b>71.30%</b>	<b>103,180</b>
<b>ADD:5</b>										
<b>GRAYSON</b>										
Grayson Nursing and Rehab Center	30	0	11	9	20	0	0	3,533	32.26%	10,950
<b>GRAYSON County Total:</b>	<b>30</b>	<b>0</b>	<b>11</b>	<b>9</b>	<b>20</b>	<b>0</b>	<b>0</b>	<b>3,533</b>	<b>32.26%</b>	<b>10,950</b>
<b>HARDIN</b>										
Helmwood Healthcare Center and Elizabeth Sanford Swope Personal Care	17	17	12	12	12	0	12	1,928	31.07%	6,205
Peridot Senior Living	24	20	21	9	9	1	20	365	100.00%	365

**Table 2 - Census Data- Personal Care Beds**

ADD / Facility	Licensed Beds	Beds In Operation	Beginning Census	Admissions	Discharges	Deaths	Ending Census	Total Patient Days	Occupancy Percentage	Potential Patient Days
Signature Healthcare at North Hardin Rehab	16	0	0	0	0	0	0	0	0.00%	0
<b>HARDIN County Total:</b>	<b>57</b>	<b>37</b>	<b>33</b>	<b>21</b>	<b>21</b>	<b>1</b>	<b>32</b>	<b>2,293</b>	<b>34.90%</b>	<b>6,570</b>
MARION										
Loretto Living Center at Loretto	30	30	6	4	2	0	8	2,484	22.68%	10,950
Motherhouse Infirmary, Inc.										
The Village of Lebanon II	10	0	0	0	0	0	0	0	0.00%	0
<b>MARION County Total:</b>	<b>40</b>	<b>30</b>	<b>6</b>	<b>4</b>	<b>2</b>	<b>0</b>	<b>8</b>	<b>2,484</b>	<b>22.68%</b>	<b>10,950</b>
NELSON										
Cooper Trail Senior Living	83	83	57	58	36	6	73	24,075	79.47%	30,295
Windsor Gardens CCRC	34	32	17	0	14	3	0	3,842	50.00%	7,684
<b>NELSON County Total:</b>	<b>117</b>	<b>115</b>	<b>74</b>	<b>58</b>	<b>50</b>	<b>9</b>	<b>73</b>	<b>27,917</b>	<b>73.51%</b>	<b>37,979</b>
WASHINGTON										
Sansbury Care Center	11	11	0	4	2	0	2	486	12.10%	4,015
<b>WASHINGTON County Total:</b>	<b>11</b>	<b>11</b>	<b>0</b>	<b>4</b>	<b>2</b>	<b>0</b>	<b>2</b>	<b>486</b>	<b>12.10%</b>	<b>4,015</b>
<b>ADD: 5 Total</b>	<b>255</b>	<b>193</b>	<b>124</b>	<b>96</b>	<b>95</b>	<b>10</b>	<b>115</b>	<b>36,713</b>	<b>52.10%</b>	<b>70,464</b>
<b>ADD:6</b>										
BULLITT										
Colonial House of Shepherdsville	62	62	61	11	10	1	61	22,326	98.66%	22,630
Sanders Ridge Health Campus	41	41	31	30	27	5	29	11,582	77.39%	14,965
<b>BULLITT County Total:</b>	<b>103</b>	<b>103</b>	<b>92</b>	<b>41</b>	<b>37</b>	<b>6</b>	<b>90</b>	<b>33,908</b>	<b>90.19%</b>	<b>37,595</b>
JEFFERSON										
Anthology of Louisville	101	101	48	44	5	24	63	19,289	83.88%	22,995
Arcadia Senior Living Louisville	99	99	43	11	7	6	41	7,859	42.23%	18,612
Barton House of Louisville 1	20	20	20	11	4	8	19	7,208	98.74%	7,300
Belmont Village	128	122	105	41	19	25	102	37,230	79.69%	46,720
Brookdale Stonestreet	20	20	13	4	2	3	12	5,204	77.15%	6,745
Christian Health Center of Louisville	0	0	0	0	0	0	0	0	0.00%	0
Dominion Senior Living of Louisville	80	61	47	34	29	7	45	16,425	73.77%	22,265
Eastern Star Home in KY	24	0	7	3	2	1	7	1,678	19.16%	8,760
Episcopal Church Home	70	48	12	11	11	0	22	7,920	45.83%	17,280
Forest Hills Commons	119	119	92	46	23	5	110	40,150	92.44%	43,435
Forest Springs Health Campus	37	37	26	24	19	2	29	10,543	78.07%	13,505
Glen Ridge Health Campus	26	26	17	22	14	2	23	7,208	75.95%	9,490
Hallmark House Louisville II	32	32	30	5	2	7	26	3,105	79.53%	3,904



**Table 2 - Census Data- Personal Care Beds**

ADD / Facility	Licensed Beds	Beds In Operation	Beginning Census	Admissions	Discharges	Deaths	Ending Census	Total Patient Days	Occupancy Percentage	Potential Patient Days
HARMONY AT TUCKER STATION	102	102	0	26	3	0	23	2,254	13.15%	17,136
Heartsong Memory Care	0	0	0	0	0	0	0	0	0.00%	0
Little Sisters of the Poor	15	15	9	5	4	0	10	3,307	60.40%	5,475
Louisville Protestant Altenheim	30	30	18	6	6	4	14	5,538	50.58%	10,950
Masonic Home of Louisville	81	81	59	54	41	4	68	23,188	78.43%	29,565
Morning Pointe of Louisville at South Hurstbourne	80	80	70	31	31	13	57	20,805	71.25%	29,200
Nazareth Home	50	50	42	39	29	8	44	15,972	87.52%	18,250
Nazareth Home Clifton	31	0	0	0	0	0	0	0	0.00%	11,315
Parrs at Springhurst	72	72	66	61	70	5	52	20,397	77.61%	26,280
Rose Anna Hughes Home	57	28	21	8	6	3	20	7,575	74.12%	10,220
Storypoint Prospect	65	57	56	7	6	3	54	19,710	83.08%	23,725
Sunrise of Louisville	94	94	49	54	18	27	58	21,626	63.03%	34,310
Symphony at Valley Farms	90	90	65	39	33	12	59	32,850	100.00%	32,850
The Enclave of East Louisville	102	80	65	45	31	17	62	24,379	65.48%	37,230
The Forum at Brookside	24	24	24	10	8	3	23	8,571	97.84%	8,760
The Lantern At Morning Pointe (Louisville)	52	0	33	23	12	16	28	10,220	53.85%	18,980
The Legacy at English Station	65	65	56	39	19	25	51	20,596	86.81%	23,725
The Pinnacle of Louisville	64	48	40	21	14	16	31	365	100.00%	365
The Spring House at Louisville	58	6	0	6	0	0	6	127	53.59%	237
The Springs at Stony Brook	42	42	16	42	32	4	22	5,979	39.00%	15,330
The Willows at Springhurst	16	16	15	11	5	7	14	5,025	86.04%	5,840
Treyton Oaks Towers	53	53	43	26	24	2	43	14,908	77.06%	19,345
Wesley Manor	39	28	25	19	22	5	17	7,713	54.18%	14,235
Westminster Terrace	57	28	21	8	6	3	20	7,575	74.12%	10,220
Westport Place Health Campus	26	26	21	24	25	0	20	6,924	72.96%	9,490
<b>JEFFERSON County Total:</b>	<b>2,121</b>	<b>1,800</b>	<b>1,274</b>	<b>860</b>	<b>582</b>	<b>267</b>	<b>1,295</b>	<b>449,423</b>	<b>70.88%</b>	<b>634,044</b>
OLDHAM										
The Springs at Oldham Reserve	41	41	0	59	19	6	34	7,201	11.23%	64,106
<b>OLDHAM County Total:</b>	<b>41</b>	<b>41</b>	<b>0</b>	<b>59</b>	<b>19</b>	<b>6</b>	<b>34</b>	<b>7,201</b>	<b>11.23%</b>	<b>64,106</b>

**Table 2 - Census Data- Personal Care Beds**

<b>ADD / Facility</b>	<b>Licensed Beds</b>	<b>Beds In Operation</b>	<b>Beginning Census</b>	<b>Admissions</b>	<b>Discharges</b>	<b>Deaths</b>	<b>Ending Census</b>	<b>Total Patient Days</b>	<b>Occupancy Percentage</b>	<b>Potential Patient Days</b>
<b>SHELBY</b>										
Colonial Hall Manor	57	57	55	28	31	0	52	19,656	94.48%	20,805
Masonic Home of Shelbyville	76	28	23	15	15	1	22	8,420	82.39%	10,220
Shelby Farms Senior Living	96	86	47	62	98	5	80	23,643	67.66%	34,944
<b>SHELBY County Total:</b>	<b>229</b>	<b>171</b>	<b>125</b>	<b>105</b>	<b>144</b>	<b>6</b>	<b>154</b>	<b>51,719</b>	<b>78.40%</b>	<b>65,969</b>
<b>ADD: 6 Total</b>	<b>2,494</b>	<b>2,115</b>	<b>1,491</b>	<b>1,065</b>	<b>782</b>	<b>285</b>	<b>1,573</b>	<b>542,251</b>	<b>67.64%</b>	<b>801,714</b>
<b>ADD:7</b>										
<b>BOONE</b>										
Colonial Heights Senior Living	80	80	66	30	18	18	60	22,995	78.75%	29,200
Dominion Senior Living of Florence	84	84	58	38	24	10	62	21,573	96.56%	22,342
<b>BOONE County Total:</b>	<b>164</b>	<b>164</b>	<b>124</b>	<b>68</b>	<b>42</b>	<b>28</b>	<b>122</b>	<b>44,568</b>	<b>86.47%</b>	<b>51,542</b>
<b>CAMPBELL</b>										
Carmel Manor	80	24	8	7	4	0	11	4,012	13.74%	29,200
The Seasons at Alexandria	66	0	53	41	41	0	53	19,772	82.08%	24,090
<b>CAMPBELL County Total:</b>	<b>146</b>	<b>24</b>	<b>61</b>	<b>48</b>	<b>45</b>	<b>0</b>	<b>64</b>	<b>23,784</b>	<b>44.63%</b>	<b>53,290</b>
<b>CARROLL</b>										
Carrollton Manor	32	32	32	9	10	0	31	11,266	96.46%	11,680
Valley Haven Rest Home	45	45	44	4	3	1	44	16,060	97.78%	16,425
<b>CARROLL County Total:</b>	<b>77</b>	<b>77</b>	<b>76</b>	<b>13</b>	<b>13</b>	<b>1</b>	<b>75</b>	<b>27,326</b>	<b>97.23%</b>	<b>28,105</b>
<b>GRANT</b>										
Jonesville Rest Home	26	26	26	5	26	1	0	6,400	99.66%	6,422
<b>GRANT County Total:</b>	<b>26</b>	<b>26</b>	<b>26</b>	<b>5</b>	<b>26</b>	<b>1</b>	<b>0</b>	<b>6,400</b>	<b>99.66%</b>	<b>6,422</b>
<b>KENTON</b>										
Covington Ladies Home	40	39	18	9	2	0	25	7,023	48.10%	14,600
Ivy Knoll	45	45	36	28	21	9	34	12,205	74.31%	16,425
Madonna Manor	24	24	18	15	11	1	21	6,814	77.79%	8,760
Regency Manor	59	59	54	5	0	0	59	19,710	100.00%	19,710
Regency Manor North	30	0	29	7	36	0	0	8,870	887,000.00%	0
Rosedale Green	20	20	0	12	8	0	4	1,628	22.30%	7,300
St. Charles Care Center	16	16	13	12	9	2	14	5,010	85.79%	5,840
The Summit of Edgewood	113	95	75	60	42	27	66	24,090	58.41%	41,245
<b>KENTON County Total:</b>	<b>347</b>	<b>298</b>	<b>243</b>	<b>148</b>	<b>129</b>	<b>39</b>	<b>223</b>	<b>85,350</b>	<b>74.95%</b>	<b>113,880</b>

**Table 2 - Census Data- Personal Care Beds**

<b>ADD / Facility</b>	<b>Licensed Beds</b>	<b>Beds In Operation</b>	<b>Beginning Census</b>	<b>Admissions</b>	<b>Discharges</b>	<b>Deaths</b>	<b>Ending Census</b>	<b>Total Patient Days</b>	<b>Occupancy Percentage</b>	<b>Potential Patient Days</b>
<b>PENDLETON</b>										
Falmouth Personal Care Home	27	27	25	10	9	0	26	9,490	96.30%	9,855
The Front Gate	19	19	19	3	3	0	19	6,841	98.64%	6,935
<b>PENDLETON County Total:</b>	<b>46</b>	<b>46</b>	<b>44</b>	<b>13</b>	<b>12</b>	<b>0</b>	<b>45</b>	<b>16,331</b>	<b>97.27%</b>	<b>16,790</b>
<b>ADD: 7 Total</b>	<b>806</b>	<b>635</b>	<b>574</b>	<b>295</b>	<b>267</b>	<b>69</b>	<b>529</b>	<b>203,759</b>	<b>75.46%</b>	<b>270,029</b>
<b>ADD:8</b>										
<b>LEWIS</b>										
Vanceburg Rehabilitation and Care	4	4	0	0	0	0	0	0	0.00%	0
<b>LEWIS County Total:</b>	<b>4</b>	<b>4</b>	<b>0</b>	<b>0</b>	<b>0</b>	<b>0</b>	<b>0</b>	<b>0</b>	<b>0.00%</b>	<b>0</b>
<b>ADD: 8 Total</b>	<b>4</b>	<b>4</b>	<b>0</b>	<b>0</b>	<b>0</b>	<b>0</b>	<b>0</b>	<b>0</b>	<b>0.00%</b>	<b>0</b>
<b>ADD:9</b>										
<b>MENIFEE</b>										
Edgewood Estates	8	8	3	0	0	0	3	1,095	37.50%	2,920
<b>MENIFEE County Total:</b>	<b>8</b>	<b>8</b>	<b>3</b>	<b>0</b>	<b>0</b>	<b>0</b>	<b>3</b>	<b>1,095</b>	<b>37.50%</b>	<b>2,920</b>
<b>MONTGOMERY</b>										
Regency Memory Care	26	26	14	28	24	0	18	6,472	68.20%	9,490
<b>MONTGOMERY County Total:</b>	<b>26</b>	<b>26</b>	<b>14</b>	<b>28</b>	<b>24</b>	<b>0</b>	<b>18</b>	<b>6,472</b>	<b>68.20%</b>	<b>9,490</b>
<b>MORGAN</b>										
West Liberty Nursing and Rehabilitation Center	2	2	1	0	0	0	1	365	50.00%	730
<b>MORGAN County Total:</b>	<b>2</b>	<b>2</b>	<b>1</b>	<b>0</b>	<b>0</b>	<b>0</b>	<b>1</b>	<b>365</b>	<b>50.00%</b>	<b>730</b>
<b>ADD: 9 Total</b>	<b>36</b>	<b>36</b>	<b>18</b>	<b>28</b>	<b>24</b>	<b>0</b>	<b>22</b>	<b>7,932</b>	<b>60.37%</b>	<b>13,140</b>
<b>ADD:10</b>										
<b>BOYD</b>										
Genesis Health of Ashland	22	22	20	7	3	0	24	7,665	95.45%	8,030
Genesis II Health	22	22	15	12	6	0	21	7,665	95.45%	8,030
Kings Daughters and Sons Home	36	36	31	20	17	0	34	12,180	92.69%	13,140
<b>BOYD County Total:</b>	<b>80</b>	<b>80</b>	<b>66</b>	<b>39</b>	<b>26</b>	<b>0</b>	<b>79</b>	<b>27,510</b>	<b>94.21%</b>	<b>29,200</b>
<b>GREENUP</b>										
Frasures Personal Care Home	61	61	53	20	17	1	55	20,805	93.44%	22,265
Morning Pointe of Russell	58	58	57	28	28	4	53	19,345	91.38%	21,170
The Lantern At Morning Pointe Alzheimers and Memory Care	44	44	40	38	31	11	36	16,060	100.00%	16,060
Trinity Station Retirement Community	30	30	23	28	17	8	26	8,924	81.50%	10,950
<b>GREENUP County Total:</b>	<b>193</b>	<b>193</b>	<b>173</b>	<b>114</b>	<b>93</b>	<b>24</b>	<b>170</b>	<b>65,134</b>	<b>92.46%</b>	<b>70,445</b>

**Table 2 - Census Data- Personal Care Beds**

ADD / Facility	Licensed Beds	Beds In Operation	Beginning Census	Admissions	Discharges	Deaths	Ending Census	Total Patient Days	Occupancy Percentage	Potential Patient Days
<b>LAWRENCE</b>										
The Jordan Center	6	6	0	0	0	0	0	0	0.00%	2,190
<b>LAWRENCE County Total:</b>	<b>6</b>	<b>6</b>	<b>0</b>	<b>0</b>	<b>0</b>	<b>0</b>	<b>0</b>	<b>0</b>	<b>0.00%</b>	<b>2,190</b>
<b>ADD: 10 Total</b>	<b>279</b>	<b>279</b>	<b>239</b>	<b>153</b>	<b>119</b>	<b>24</b>	<b>249</b>	<b>92,644</b>	<b>90.97%</b>	<b>101,835</b>
<b>ADD:11</b>										
<b>JOHNSON</b>										
Venture Home of Paintsville	65	65	65	18	17	1	65	23,599	99.47%	23,725
<b>JOHNSON County Total:</b>	<b>65</b>	<b>65</b>	<b>65</b>	<b>18</b>	<b>17</b>	<b>1</b>	<b>65</b>	<b>23,599</b>	<b>99.47%</b>	<b>23,725</b>
<b>MAGOFFIN</b>										
Salyersville Nursing and Rehabilitation Center	1	0	0	0	0	0	0	0	0.00%	365
<b>MAGOFFIN County Total:</b>	<b>1</b>	<b>0</b>	<b>0</b>	<b>0</b>	<b>0</b>	<b>0</b>	<b>0</b>	<b>0</b>	<b>0.00%</b>	<b>365</b>
<b>PIKE</b>										
Good Shepherd Community Nursing Center	2	0	0	0	0	0	0	0	0.00%	0
<b>PIKE County Total:</b>	<b>2</b>	<b>0</b>	<b>0</b>	<b>0</b>	<b>0</b>	<b>0</b>	<b>0</b>	<b>0</b>	<b>0.00%</b>	<b>0</b>
<b>ADD: 11 Total</b>	<b>68</b>	<b>65</b>	<b>65</b>	<b>18</b>	<b>17</b>	<b>1</b>	<b>65</b>	<b>23,599</b>	<b>97.96%</b>	<b>24,090</b>
<b>ADD:12</b>										
<b>KNOTT</b>										
Golden Years Rest Home	84	84	66	61	43	2	82	24,090	78.57%	30,660
<b>KNOTT County Total:</b>	<b>84</b>	<b>84</b>	<b>66</b>	<b>61</b>	<b>43</b>	<b>2</b>	<b>82</b>	<b>24,090</b>	<b>78.57%</b>	<b>30,660</b>
<b>OWSLEY</b>										
Owsley County Health Care Center	0	0	0	0	0	0	0	0	0.00%	0
<b>OWSLEY County Total:</b>	<b>0</b>	<b>0</b>	<b>0</b>	<b>0</b>	<b>0</b>	<b>0</b>	<b>0</b>	<b>0</b>	<b>0.00%</b>	<b>0</b>
<b>ADD: 12 Total</b>	<b>84</b>	<b>84</b>	<b>66</b>	<b>61</b>	<b>43</b>	<b>2</b>	<b>82</b>	<b>24,090</b>	<b>78.57%</b>	<b>30,660</b>
<b>ADD:13</b>										
<b>BELL</b>										
Generations Center of Middlesboro	64	64	63	27	26	0	64	23,360	100.00%	23,360
<b>BELL County Total:</b>	<b>64</b>	<b>64</b>	<b>63</b>	<b>27</b>	<b>26</b>	<b>0</b>	<b>64</b>	<b>23,360</b>	<b>100.00%</b>	<b>23,360</b>
<b>HARLAN</b>										
The Laurels	82	80	67	15	15	3	64	29,200	97.56%	29,930
<b>HARLAN County Total:</b>	<b>82</b>	<b>80</b>	<b>67</b>	<b>15</b>	<b>15</b>	<b>3</b>	<b>64</b>	<b>29,200</b>	<b>97.56%</b>	<b>29,930</b>

**Table 2 - Census Data- Personal Care Beds**

ADD / Facility	Licensed Beds	Beds In Operation	Beginning Census	Admissions	Discharges	Deaths	Ending Census	Total Patient Days	Occupancy Percentage	Potential Patient Days
<b>KNOX</b>										
Christian Health Center - Corbin	2	2	2	1	2	0	1	472	64.66%	730
<b>KNOX County Total:</b>	<b>2</b>	<b>2</b>	<b>2</b>	<b>1</b>	<b>2</b>	<b>0</b>	<b>1</b>	<b>472</b>	<b>64.66%</b>	<b>730</b>
<b>ADD: 13 Total</b>	<b>148</b>	<b>146</b>	<b>132</b>	<b>43</b>	<b>43</b>	<b>3</b>	<b>129</b>	<b>53,032</b>	<b>98.17%</b>	<b>54,020</b>
<b>ADD:14</b>										
<b>MCCREARY</b>										
Cumberland Manor Rest Home I LLC	49	49	46	8	10	3	41	9,555	99.43%	9,610
<b>MCCREARY County Total:</b>	<b>49</b>	<b>49</b>	<b>46</b>	<b>8</b>	<b>10</b>	<b>3</b>	<b>41</b>	<b>9,555</b>	<b>99.43%</b>	<b>9,610</b>
<b>PULASKI</b>										
Bluegrass Senior Living Somerset	72	72	71	33	28	6	70	24,090	91.67%	26,280
Crestview Personal Care	30	30	27	6	4	0	29	10,342	94.45%	10,950
<b>PULASKI County Total:</b>	<b>102</b>	<b>102</b>	<b>98</b>	<b>39</b>	<b>32</b>	<b>6</b>	<b>99</b>	<b>34,432</b>	<b>92.48%</b>	<b>37,230</b>
<b>TAYLOR</b>										
Bluegrass Way	24	24	10	16	7	3	16	5,493	62.71%	8,760
<b>TAYLOR County Total:</b>	<b>24</b>	<b>24</b>	<b>10</b>	<b>16</b>	<b>7</b>	<b>3</b>	<b>16</b>	<b>5,493</b>	<b>62.71%</b>	<b>8,760</b>
<b>WAYNE</b>										
Dishman Personal Care Home	49	43	38	3	2	0	39	1,209	79.59%	1,519
Hicks Golden Years Nursing Home	0	0	0	0	0	0	0	0	0.00%	0
<b>WAYNE County Total:</b>	<b>49</b>	<b>43</b>	<b>38</b>	<b>3</b>	<b>2</b>	<b>0</b>	<b>39</b>	<b>1,209</b>	<b>79.59%</b>	<b>1,519</b>
<b>ADD: 14 Total</b>	<b>224</b>	<b>218</b>	<b>192</b>	<b>66</b>	<b>51</b>	<b>12</b>	<b>195</b>	<b>50,689</b>	<b>88.74%</b>	<b>57,119</b>
<b>ADD:15</b>										
<b>BOURBON</b>										
Bourbon Heights	10	9	1	1	1	0	1	461	14.03%	3,285
<b>BOURBON County Total:</b>	<b>10</b>	<b>9</b>	<b>1</b>	<b>1</b>	<b>1</b>	<b>0</b>	<b>1</b>	<b>461</b>	<b>14.03%</b>	<b>3,285</b>
<b>BOYLE</b>										
McDowell Place of Danville	24	24	10	15	13	0	12	4,085	46.63%	8,760
Morning Pointe of Danville	66	64	61	36	32	5	60	23,103	95.90%	24,090
Walkers Trail Senior Living	83	83	42	70	29	16	67	23,057	76.11%	30,295
<b>BOYLE County Total:</b>	<b>173</b>	<b>171</b>	<b>113</b>	<b>121</b>	<b>74</b>	<b>21</b>	<b>139</b>	<b>50,245</b>	<b>79.57%</b>	<b>63,145</b>
<b>CLARK</b>										
Boonesboro Trail Senior Living	83	83	54	60	28	13	73	22,997	75.91%	30,295
<b>CLARK County Total:</b>	<b>83</b>	<b>83</b>	<b>54</b>	<b>60</b>	<b>28</b>	<b>13</b>	<b>73</b>	<b>22,997</b>	<b>75.91%</b>	<b>30,295</b>
<b>ESTILL</b>										
Irvine Nursing and Rehabilitation	2	2	1	0	1	0	0	234	23,400.00%	0
<b>ESTILL County Total:</b>	<b>2</b>	<b>2</b>	<b>1</b>	<b>0</b>	<b>1</b>	<b>0</b>	<b>0</b>	<b>234</b>	<b>23,400.00%</b>	<b>0</b>

**Table 2 - Census Data- Personal Care Beds**

<b>ADD / Facility</b>	<b>Licensed Beds</b>	<b>Beds In Operation</b>	<b>Beginning Census</b>	<b>Admissions</b>	<b>Discharges</b>	<b>Deaths</b>	<b>Ending Census</b>	<b>Total Patient Days</b>	<b>Occupancy Percentage</b>	<b>Potential Patient Days</b>
<b>FAYETTE</b>										
Cedarhurst of Beaumont	130	104	99	47	34	17	95	34,675	73.08%	47,450
Central Ky Recovery Center Unit 1	16	0	0	0	0	0	0	0	0.00%	0
Central KY Recovery Center Unit 2	16	16	14	19	17	0	16	5,344	91.51%	5,840
Legacy Reserve at Fritz Farm	53	53	45	36	38	1	42	365	100.00%	365
Lexington Country Place	22	22	21	24	23	0	22	6,769	84.30%	8,030
Mayfair Village Retirement Center	24	24	9	9	6	0	12	4,880	55.71%	8,760
Morning Pointe of Lexington	80	80	70	52	30	19	73	29,200	100.00%	29,200
Morning Pointe of Lexington East	80	80	59	32	33	4	54	17,847	61.12%	29,200
Preston Greens Senior Living	138	138	0	0	0	0	0	0	0.00%	0
Richmond Place Senior Living	81	78	70	28	15	8	75	27,060	91.53%	29,565
Signature Healthcare at Tanbark Rehab	62	62	7	1	8	0	0	616	4.26%	14,446
The Breckinridge	26	24	20	11	10	2	19	7,042	74.20%	9,490
The Lantern at Morning Pointe	50	50	24	45	20	9	40	18,250	100.00%	18,250
The Legacy at the Willows	25	25	18	13	8	4	19	6,534	71.61%	9,125
The Willows at Citation	32	32	23	27	20	5	25	8,916	76.34%	11,680
The Willows at Fritz Farm	30	30	19	23	22	3	17	7,513	68.61%	10,950
The Willows at Hamburg	39	39	22	32	27	0	27	9,196	64.60%	14,235
<b>FAYETTE County Total:</b>	<b>904</b>	<b>857</b>	<b>520</b>	<b>399</b>	<b>311</b>	<b>72</b>	<b>536</b>	<b>184,207</b>	<b>74.70%</b>	<b>246,586</b>
<b>FRANKLIN</b>										
Dominion Senior Living of Frankfort	84	65	48	42	19	20	51	17,792	58.03%	30,660
Morning Pointe of Frankfort	48	0	36	28	12	11	41	14,879	85.75%	17,352
The Lantern at Morning Pointe of Frankfort	42	36	26	24	11	6	33	10,876	71.96%	15,114
<b>FRANKLIN County Total:</b>	<b>174</b>	<b>101</b>	<b>110</b>	<b>94</b>	<b>42</b>	<b>37</b>	<b>125</b>	<b>43,547</b>	<b>68.98%</b>	<b>63,126</b>
<b>HARRISON</b>										
Cedar Ridge Health Campus	39	39	24	28	16	5	31	11,385	79.98%	14,235
Parkside Manor	51	51	49	18	16	1	50	18,250	98.04%	18,615
Shady Lawn	75	75	74	26	31	0	69	25,185	92.00%	27,375
<b>HARRISON County Total:</b>	<b>165</b>	<b>165</b>	<b>147</b>	<b>72</b>	<b>63</b>	<b>6</b>	<b>150</b>	<b>54,820</b>	<b>91.03%</b>	<b>60,225</b>

**Table 2 - Census Data- Personal Care Beds**

ADD / Facility	Licensed Beds	Beds In Operation	Beginning Census	Admissions	Discharges	Deaths	Ending Census	Total Patient Days	Occupancy Percentage	Potential Patient Days
<b>JESSAMINE</b>										
Bridgepointe at Ashgrove Woods	70	70	47	17	14	3	49	17,885	70.00%	25,550
Cedarhurst of Nicholasville	90	47	32	47	16	6	57	14,595	44.43%	32,850
Rose Terrace, LLC	40	40	39	8	7	0	40	14,112	96.66%	14,600
Wesley Village	28	22	18	8	5	1	20	7,505	73.43%	10,220
<b>JESSAMINE County Total:</b>	<b>228</b>	<b>179</b>	<b>136</b>	<b>80</b>	<b>42</b>	<b>10</b>	<b>166</b>	<b>54,097</b>	<b>65.00%</b>	<b>83,220</b>
<b>LINCOLN</b>										
Waynesburg Manor	28	28	24	11	4	3	28	8,760	85.71%	10,220
<b>LINCOLN County Total:</b>	<b>28</b>	<b>28</b>	<b>24</b>	<b>11</b>	<b>4</b>	<b>3</b>	<b>28</b>	<b>8,760</b>	<b>85.71%</b>	<b>10,220</b>
<b>MADISON</b>										
Dominion Senior Living of Richmond	84	84	61	54	23	13	79	21,558	70.31%	30,660
Morning Pointe of Richmond	48	48	40	31	22	10	39	14,244	96.69%	14,731
Telford Terrace	14	14	6	20	13	1	12	3,565	69.77%	5,110
<b>MADISON County Total:</b>	<b>146</b>	<b>146</b>	<b>107</b>	<b>105</b>	<b>58</b>	<b>24</b>	<b>130</b>	<b>39,367</b>	<b>77.95%</b>	<b>50,501</b>
<b>MERCER</b>										
The Willows at Harrodsburg	36	36	36	23	22	1	36	13,140	100.00%	13,140
<b>MERCER County Total:</b>	<b>36</b>	<b>36</b>	<b>36</b>	<b>23</b>	<b>22</b>	<b>1</b>	<b>36</b>	<b>13,140</b>	<b>100.00%</b>	<b>13,140</b>
<b>POWELL</b>										
Stanton Nursing and Rehabilitation Center	1	1	1	0	0	0	1	365	100.00%	365
<b>POWELL County Total:</b>	<b>1</b>	<b>1</b>	<b>1</b>	<b>0</b>	<b>0</b>	<b>0</b>	<b>1</b>	<b>365</b>	<b>100.00%</b>	<b>365</b>
<b>SCOTT</b>										
The Meadows At Windsor Gardens	19	18	9	14	8	3	12	4,090	62.25%	6,570
<b>SCOTT County Total:</b>	<b>19</b>	<b>18</b>	<b>9</b>	<b>14</b>	<b>8</b>	<b>3</b>	<b>12</b>	<b>4,090</b>	<b>62.25%</b>	<b>6,570</b>
<b>WOODFORD</b>										
Daisy Hill Senior Living	24	18	14	16	9	5	16	5,840	66.67%	8,760
Taylor Manor Nursing Home	24	7	3	2	2	0	3	1,432	32.78%	4,368
The Homeplace At Midway	8	8	7	10	8	1	8	2,362	80.89%	2,920
<b>WOODFORD County Total:</b>	<b>56</b>	<b>33</b>	<b>24</b>	<b>28</b>	<b>19</b>	<b>6</b>	<b>27</b>	<b>9,634</b>	<b>60.03%</b>	<b>16,048</b>
<b>ADD: 15 Total</b>	<b>2,025</b>	<b>1,829</b>	<b>1,283</b>	<b>1,008</b>	<b>673</b>	<b>196</b>	<b>1,424</b>	<b>485,964</b>	<b>75.14%</b>	<b>646,726</b>
<b>Statewide Total</b>	<b>8,461</b>	<b>7,452</b>	<b>5,536</b>	<b>3,625</b>	<b>2,811</b>	<b>648</b>	<b>5,786</b>	<b>1,959,878</b>	<b>73.94%</b>	<b>2,650,627</b>

## 2023 ANNUAL KENTUCKY LONG TERM CARE UTILIZATION AND SERVICE REPORT

### Table 2A - Personal Care Bed Resident Census by CMHC Region and Percent of SMI

CMHC Region / County / Facility	Licensed PC Beds	Total PC Residents	Total PC Residents With SMI	Total PC Residents With SMI Receiving State Supplementation	Percent of Residents With SMI
<b>Adanta</b>					
<b>MCCREARY</b>					
Cumberland Manor Rest Home I LLC	49	54	54	53	100.00%
<b>MCCREARY County Total:</b>	<b>49</b>	<b>54</b>	<b>54</b>	<b>53</b>	<b>100.00%</b>
<b>PULASKI</b>					
Crestview Personal Care	30	33	18	18	54.55%
Bluegrass Senior Living Somerset	72	100	0	0	0.00%
<b>PULASKI County Total:</b>	<b>102</b>	<b>133</b>	<b>18</b>	<b>18</b>	<b>13.53%</b>
<b>TAYLOR</b>					
Bluegrass Way	24	26	0	0	0.00%
<b>TAYLOR County Total:</b>	<b>24</b>	<b>26</b>	<b>0</b>	<b>0</b>	<b>0.00%</b>
<b>WAYNE</b>					
Dishman Personal Care Home	49	0	0	0	0.00%
<b>WAYNE County Total:</b>	<b>49</b>	<b>0</b>	<b>0</b>	<b>0</b>	<b>0.00%</b>
<b>Adanta CMHC Total:</b>	<b>224</b>	<b>213</b>	<b>72</b>	<b>71</b>	<b>33.80%</b>
<b>Bluegrass</b>					
<b>BOURBON</b>					
Bourbon Heights	10	2	0	0	0.00%
<b>BOURBON County Total:</b>	<b>10</b>	<b>2</b>	<b>0</b>	<b>0</b>	<b>0.00%</b>

\*CMHC - Community Mental Health Center

\*SMI - Severe Mental Illness



**Table 2A - Personal Care Bed Resident Census by CMHC Region and Percent of SMI**

CMHC Region / County / Facility	Licensed PC Beds	Total PC Residents	Total PC Residents With SMI	Total PC Residents With SMI Receiving State Supplementation	Percent of Residents With SMI
<b>BOYLE</b>					
Walkers Trail Senior Living	83	112	0	0	0.00%
McDowell Place of Danville	24	25	0	0	0.00%
Morning Pointe of Danville	66	97	1	0	1.03%
<b>BOYLE County Total:</b>	<b>173</b>	<b>234</b>	<b>1</b>	<b>0</b>	<b>0.43%</b>
<b>CLARK</b>					
Boonesboro Trail Senior Living	83	114	0	0	0.00%
<b>CLARK County Total:</b>	<b>83</b>	<b>114</b>	<b>0</b>	<b>0</b>	<b>0.00%</b>
<b>ESTILL</b>					
Irvine Nursing and Rehabilitation	2	1	0	0	0.00%
<b>ESTILL County Total:</b>	<b>2</b>	<b>1</b>	<b>0</b>	<b>0</b>	<b>0.00%</b>
<b>FAYETTE</b>					
Preston Greens Senior Living	138	0	0	0	0.00%
Legacy Reserve at Fritz Farm	53	81	0	0	0.00%
Richmond Place Senior Living	81	98	9	0	9.18%
Lexington Country Place	22	45	0	0	0.00%
Signature Healthcare at Tanbark Rehab	62	8	1	0	12.50%
The Breckinridge	26	31	0	0	0.00%
Morning Pointe of Lexington	80	122	0	0	0.00%
The Willows at Hamburg	39	54	0	0	0.00%
The Lantern at Morning Pointe	50	0	0	0	0.00%
Central Ky Recovery Center Unit 1	16	0	0	0	0.00%
Central KY Recovery Center Unit 2	16	33	33	19	100.00%
Morning Pointe of Lexington East	80	91	0	0	0.00%

\*CMHC - Community Mental Health Center

\*SMI - Severe Mental Illness

**Table 2A - Personal Care Bed Resident Census by CMHC Region and Percent of SMI**

<b>CMHC Region / County / Facility</b>	<b>Licensed PC Beds</b>	<b>Total PC Residents</b>	<b>Total PC Residents With SMI</b>	<b>Total PC Residents With SMI Receiving State Supplementation</b>	<b>Percent of Residents With SMI</b>
The Legacy at the Willows	25	31	0	0	0.00%
The Willows at Citation	32	50	0	0	0.00%
The Willows at Fritz Farm	30	42	0	0	0.00%
Cedarhurst of Beaumont	130	146	0	0	0.00%
<b>FAYETTE County Total:</b>	<b>880</b>	<b>832</b>	<b>43</b>	<b>19</b>	<b>5.17%</b>
<b>FRANKLIN</b>					
Dominion Senior Living of Frankfort	84	90	3	0	3.33%
The Lantern at Morning Pointe of Frankfort	42	50	0	0	0.00%
Morning Pointe of Frankfort	48	64	0	0	0.00%
<b>FRANKLIN County Total:</b>	<b>174</b>	<b>204</b>	<b>3</b>	<b>0</b>	<b>1.47%</b>
<b>HARRISON</b>					
Cedar Ridge Health Campus	39	52	0	0	0.00%
Parkside Manor	51	0	0	0	0.00%
Shady Lawn	75	100	100	99	100.00%
<b>HARRISON County Total:</b>	<b>165</b>	<b>152</b>	<b>100</b>	<b>99</b>	<b>65.79%</b>
<b>JESSAMINE</b>					
Cedarhurst of Nicholasville	90	79	0	0	0.00%
Rose Terrace, LLC	40	47	46	32	97.87%
Wesley Village	28	26	0	0	0.00%
Bridgepointe at Ashgrove Woods	70	64	0	0	0.00%
<b>JESSAMINE County Total:</b>	<b>228</b>	<b>216</b>	<b>46</b>	<b>32</b>	<b>21.30%</b>
<b>LINCOLN</b>					
Waynesburg Manor	28	0	0	0	0.00%
<b>LINCOLN County Total:</b>	<b>28</b>	<b>0</b>	<b>0</b>	<b>0</b>	<b>0.00%</b>

\*CMHC - Community Mental Health Center

\*SMI - Severe Mental Illness

**Table 2A - Personal Care Bed Resident Census by CMHC Region and Percent of SMI**

CMHC Region / County / Facility	Licensed PC Beds	Total PC Residents	Total PC Residents With SMI	Total PC Residents With SMI Receiving State Supplementation	Percent of Residents With SMI
<b>MADISON</b>					
Dominion Senior Living of Richmond	84	115	0	0	0.00%
Morning Pointe of Richmond	48	71	0	0	0.00%
Telford Terrace	14	26	0	0	0.00%
<b>MADISON County Total:</b>	<b>146</b>	<b>212</b>	<b>0</b>	<b>0</b>	<b>0.00%</b>
<b>MERCER</b>					
The Willows at Harrodsburg	36	59	0	0	0.00%
<b>MERCER County Total:</b>	<b>36</b>	<b>59</b>	<b>0</b>	<b>0</b>	<b>0.00%</b>
<b>POWELL</b>					
Stanton Nursing and Rehabilitation Center	1	1	1	1	100.00%
<b>POWELL County Total:</b>	<b>1</b>	<b>1</b>	<b>1</b>	<b>1</b>	<b>100.00%</b>
<b>SCOTT</b>					
The Meadows At Windsor Gardens	19	23	0	0	0.00%
<b>SCOTT County Total:</b>	<b>19</b>	<b>23</b>	<b>0</b>	<b>0</b>	<b>0.00%</b>
<b>WOODFORD</b>					
Daisy Hill Senior Living	24	30	0	0	0.00%
Taylor Manor Nursing Home	24	5	0	0	0.00%
The Homeplace At Midway	8	17	0	0	0.00%
<b>WOODFORD County Total:</b>	<b>56</b>	<b>52</b>	<b>0</b>	<b>0</b>	<b>0.00%</b>
<b>Bluegrass CMHC Total:</b>	<b>2,001</b>	<b>2,102</b>	<b>194</b>	<b>151</b>	<b>9.23%</b>
<b>Communicare</b>					
<b>GRAYSON</b>					
Grayson Nursing and Rehab Center	30	20	0	0	0.00%
<b>GRAYSON County Total:</b>	<b>30</b>	<b>20</b>	<b>0</b>	<b>0</b>	<b>0.00%</b>

\*CMHC - Community Mental Health Center

\*SMI - Severe Mental Illness

**Table 2A - Personal Care Bed Resident Census by CMHC Region and Percent of SMI**

CMHC Region / County / Facility	Licensed PC Beds	Total PC Residents	Total PC Residents With SMI	Total PC Residents With SMI Receiving State Supplementation	Percent of Residents With SMI
<b>HARDIN</b>					
Peridot Senior Living	24	30	0	0	0.00%
Helmwood Healthcare Center and Elizabeth Sanford Swope Personal Care	17	24	0	0	0.00%
Signature Healthcare at North Hardin Rehab	16	0	0	0	0.00%
<b>HARDIN County Total:</b>	<b>57</b>	<b>54</b>	<b>0</b>	<b>0</b>	<b>0.00%</b>
<b>MARION</b>					
Loretto Living Center at Loretto	30	10	0	0	0.00%
Motherhouse Infirmary, Inc. The Village of Lebanon II	10	0	0	0	0.00%
<b>MARION County Total:</b>	<b>40</b>	<b>10</b>	<b>0</b>	<b>0</b>	<b>0.00%</b>
<b>NELSON</b>					
Windsor Gardens CCRC	34	17	0	0	0.00%
Cooper Trail Senior Living	83	115	42	0	36.52%
<b>NELSON County Total:</b>	<b>117</b>	<b>132</b>	<b>42</b>	<b>0</b>	<b>31.82%</b>
<b>WASHINGTON</b>					
Sansbury Care Center	11	4	0	0	0.00%
<b>WASHINGTON County Total:</b>	<b>11</b>	<b>4</b>	<b>0</b>	<b>0</b>	<b>0.00%</b>
<b>Communicare CMHC Total:</b>	<b>255</b>	<b>220</b>	<b>42</b>	<b>0</b>	<b>19.09%</b>
<b>Comprehend</b>					
<b>LEWIS</b>					
Vanceburg Rehabilitation and Care	4	0	0	0	0.00%
<b>LEWIS County Total:</b>	<b>4</b>	<b>0</b>	<b>0</b>	<b>0</b>	<b>0.00%</b>
<b>Comprehend CMHC Total:</b>	<b>4</b>	<b>0</b>	<b>0</b>	<b>0</b>	<b>0.00%</b>

\*CMHC - Community Mental Health Center

\*SMI - Severe Mental Illness

**Table 2A - Personal Care Bed Resident Census by CMHC Region and Percent of SMI**

CMHC Region / County / Facility	Licensed PC Beds	Total PC Residents	Total PC Residents With SMI	Total PC Residents With SMI Receiving State Supplementation	Percent of Residents With SMI
<b>Cumberland River</b>					
<b>BELL</b>					
Generations Center of Middlesboro	64	90	90	90	100.00%
<b>BELL County Total:</b>	<b>64</b>	<b>90</b>	<b>90</b>	<b>90</b>	<b>100.00%</b>
<b>HARLAN</b>					
The Laurels	82	82	77	71	93.90%
<b>HARLAN County Total:</b>	<b>82</b>	<b>82</b>	<b>77</b>	<b>71</b>	<b>93.90%</b>
<b>KNOX</b>					
Christian Health Center - Corbin	2	3	0	0	0.00%
<b>KNOX County Total:</b>	<b>2</b>	<b>3</b>	<b>0</b>	<b>0</b>	<b>0.00%</b>
<b>Cumberland River CMHC Total:</b>	<b>148</b>	<b>175</b>	<b>167</b>	<b>161</b>	<b>95.43%</b>
<b>Four Rivers</b>					
<b>CALLOWAY</b>					
Gardens At Hickory Woods	22	25	0	0	0.00%
<b>CALLOWAY County Total:</b>	<b>22</b>	<b>25</b>	<b>0</b>	<b>0</b>	<b>0.00%</b>
<b>CARLISLE</b>					
Countryside Center	8	8	0	0	0.00%
<b>CARLISLE County Total:</b>	<b>8</b>	<b>8</b>	<b>0</b>	<b>0</b>	<b>0.00%</b>
<b>GRAVES</b>					
Fern Terrace of Mayfield	140	169	121	112	71.60%
<b>GRAVES County Total:</b>	<b>140</b>	<b>169</b>	<b>121</b>	<b>112</b>	<b>71.60%</b>

\*CMHC - Community Mental Health Center

\*SMI - Severe Mental Illness

**Table 2A - Personal Care Bed Resident Census by CMHC Region and Percent of SMI**

CMHC Region / County / Facility	Licensed PC Beds	Total PC Residents	Total PC Residents With SMI	Total PC Residents With SMI Receiving State Supplementation	Percent of Residents With SMI
<b>HICKMAN</b>					
Clinton Place	10	12	0	0	0.00%
Clinton Hickman County Nursing Facility	10	5	0	0	0.00%
<b>HICKMAN County Total:</b>	<b>20</b>	<b>17</b>	<b>0</b>	<b>0</b>	<b>0.00%</b>
<b>MCCRACKEN</b>					
Charter Senior Living of Paducah	104	63	0	0	0.00%
Gaither Suites at West Park	29	49	0	0	0.00%
<b>MCCRACKEN County Total:</b>	<b>133</b>	<b>112</b>	<b>0</b>	<b>0</b>	<b>0.00%</b>
<b>Four Rivers CMHC Total:</b>	<b>323</b>	<b>331</b>	<b>121</b>	<b>112</b>	<b>36.56%</b>
<b>Kentucky River</b>					
<b>KNOTT</b>					
Golden Years Rest Home	84	127	124	71	97.64%
<b>KNOTT County Total:</b>	<b>84</b>	<b>127</b>	<b>124</b>	<b>71</b>	<b>97.64%</b>
<b>Kentucky River CMHC Total:</b>	<b>84</b>	<b>127</b>	<b>124</b>	<b>71</b>	<b>97.64%</b>
<b>LifeSkills</b>					
<b>ALLEN</b>					
Cornerstone Manor	36	53	0	0	0.00%
Scottsville Manor	40	44	44	31	100.00%
<b>ALLEN County Total:</b>	<b>76</b>	<b>97</b>	<b>44</b>	<b>31</b>	<b>45.36%</b>
<b>EDMONSON</b>					
Edmonson Center	12	15	5	3	33.33%
<b>EDMONSON County Total:</b>	<b>12</b>	<b>15</b>	<b>5</b>	<b>3</b>	<b>33.33%</b>
<b>HART</b>					
Hart County Manor	54	0	0	0	0.00%
<b>HART County Total:</b>	<b>54</b>	<b>0</b>	<b>0</b>	<b>0</b>	<b>0.00%</b>

\*CMHC - Community Mental Health Center

\*SMI - Severe Mental Illness

**Table 2A - Personal Care Bed Resident Census by CMHC Region and Percent of SMI**

CMHC Region / County / Facility	Licensed PC Beds	Total PC Residents	Total PC Residents With SMI	Total PC Residents With SMI Receiving State Supplementation	Percent of Residents With SMI
<b>METCALFE</b>					
Harpers Home for the Aged	27	27	0	0	0.00%
Metcalfe Health Care Center	13	8	0	0	0.00%
<b>METCALFE County Total:</b>	<b>40</b>	<b>35</b>	<b>0</b>	<b>0</b>	<b>0.00%</b>
<b>WARREN</b>					
Christian Health Center of Bowling Green	54	86	0	0	0.00%
Fern Terrace of Bowling Green	114	99	86	78	86.87%
The Haven At Massey Springs	18	29	0	0	0.00%
<b>WARREN County Total:</b>	<b>186</b>	<b>214</b>	<b>86</b>	<b>78</b>	<b>40.19%</b>
<b>LifeSkills CMHC Total:</b>	<b>368</b>	<b>361</b>	<b>135</b>	<b>112</b>	<b>37.40%</b>
<b>Mountain</b>					
<b>JOHNSON</b>					
Venture Home of Paintsville	65	83	83	82	100.00%
<b>JOHNSON County Total:</b>	<b>65</b>	<b>83</b>	<b>83</b>	<b>82</b>	<b>100.00%</b>
<b>MAGOFFIN</b>					
Salyersville Nursing and Rehabilitation Center	1	0	0	0	0.00%
<b>MAGOFFIN County Total:</b>	<b>1</b>	<b>0</b>	<b>0</b>	<b>0</b>	<b>0.00%</b>
<b>PIKE</b>					
Good Shepherd Community Nursing Center	2	0	0	0	0.00%
<b>PIKE County Total:</b>	<b>2</b>	<b>0</b>	<b>0</b>	<b>0</b>	<b>0.00%</b>
<b>Mountain CMHC Total:</b>	<b>68</b>	<b>83</b>	<b>83</b>	<b>82</b>	<b>100.00%</b>

\*CMHC - Community Mental Health Center

\*SMI - Severe Mental Illness

**Table 2A - Personal Care Bed Resident Census by CMHC Region and Percent of SMI**

CMHC Region / County / Facility	Licensed PC Beds	Total PC Residents	Total PC Residents With SMI	Total PC Residents With SMI Receiving State Supplementation	Percent of Residents With SMI
NorthKey					
BOONE					
Dominion Senior Living of Florence	84	96	0	0	0.00%
Colonial Heights Senior Living	80	96	0	0	0.00%
<b>BOONE County Total:</b>	<b>164</b>	<b>192</b>	<b>0</b>	<b>0</b>	<b>0.00%</b>
CAMPBELL					
The Seasons at Alexandria	66	94	0	0	0.00%
Carmel Manor	80	15	2	2	13.33%
<b>CAMPBELL County Total:</b>	<b>146</b>	<b>109</b>	<b>2</b>	<b>2</b>	<b>1.83%</b>
CARROLL					
Carrollton Manor	32	41	40	32	97.56%
Valley Haven Rest Home	45	48	48	45	100.00%
<b>CARROLL County Total:</b>	<b>77</b>	<b>89</b>	<b>88</b>	<b>77</b>	<b>98.88%</b>
GRANT					
Jonesville Rest Home	26	31	27	24	87.10%
<b>GRANT County Total:</b>	<b>26</b>	<b>31</b>	<b>27</b>	<b>24</b>	<b>87.10%</b>
KENTON					
Regency Manor North	30	36	23	19	63.89%
Ivy Knoll	45	64	32	0	50.00%
The Summit of Edgewood	113	135	0	0	0.00%
Covington Ladies Home	40	27	0	0	0.00%
Madonna Manor	24	33	3	0	9.09%
Regency Manor	59	59	58	55	98.31%
Rosedale Green	20	12	0	0	0.00%
St. Charles Care Center	16	25	0	0	0.00%
<b>KENTON County Total:</b>	<b>347</b>	<b>391</b>	<b>116</b>	<b>74</b>	<b>29.67%</b>

\*CMHC - Community Mental Health Center

\*SMI - Severe Mental Illness



**Table 2A - Personal Care Bed Resident Census by CMHC Region and Percent of SMI**

CMHC Region / County / Facility	Licensed PC Beds	Total PC Residents	Total PC Residents With SMI	Total PC Residents With SMI Receiving State Supplementation	Percent of Residents With SMI
<b>PENDLETON</b>					
Falmouth Personal Care Home	27	35	33	33	94.29%
The Front Gate	19	22	22	22	100.00%
<b>PENDLETON County Total:</b>	<b>46</b>	<b>57</b>	<b>55</b>	<b>55</b>	<b>96.49%</b>
<b>NorthKey CMHC Total:</b>	<b>806</b>	<b>869</b>	<b>288</b>	<b>232</b>	<b>33.14%</b>
<b>Pathways</b>					
<b>BOYD</b>					
Genesis Health of Ashland	22	25	25	25	100.00%
Genesis II Health	22	27	27	27	100.00%
Kings Daughters and Sons Home	36	51	0	0	0.00%
<b>BOYD County Total:</b>	<b>80</b>	<b>103</b>	<b>52</b>	<b>52</b>	<b>50.49%</b>
<b>GREENUP</b>					
Morning Pointe of Russell	58	85	5	0	5.88%
Trinity Station Retirement Community	30	51	0	0	0.00%
Frasures Personal Care Home	61	73	73	71	100.00%
The Lantern At Morning Pointe Alzheimers and Memory Care	44	78	8	0	10.26%
<b>GREENUP County Total:</b>	<b>193</b>	<b>287</b>	<b>86</b>	<b>71</b>	<b>29.97%</b>
<b>LAWRENCE</b>					
The Jordan Center	6	0	0	0	0.00%
<b>LAWRENCE County Total:</b>	<b>6</b>	<b>0</b>	<b>0</b>	<b>0</b>	<b>0.00%</b>
<b>MENIFEE</b>					
Edgewood Estates	8	3	3	3	100.00%
<b>MENIFEE County Total:</b>	<b>8</b>	<b>3</b>	<b>3</b>	<b>3</b>	<b>100.00%</b>

\*CMHC - Community Mental Health Center

\*SMI - Severe Mental Illness

**Table 2A - Personal Care Bed Resident Census by CMHC Region and Percent of SMI**

CMHC Region / County / Facility	Licensed PC Beds	Total PC Residents	Total PC Residents With SMI	Total PC Residents With SMI Receiving State Supplementation	Percent of Residents With SMI
<b>MONTGOMERY</b>					
Regency Memory Care	26	42	0	0	0.00%
<b>MONTGOMERY County Total:</b>	<b>26</b>	<b>42</b>	<b>0</b>	<b>0</b>	<b>0.00%</b>
<b>MORGAN</b>					
West Liberty Nursing and Rehabilitation Center	2	1	0	0	0.00%
<b>MORGAN County Total:</b>	<b>2</b>	<b>1</b>	<b>0</b>	<b>0</b>	<b>0.00%</b>
<b>Pathways CMHC Total:</b>	<b>315</b>	<b>436</b>	<b>141</b>	<b>126</b>	<b>32.34%</b>
<b>Pennyroyal</b>					
<b>CALDWELL</b>					
Highland Homes, Inc.	100	116	116	116	100.00%
<b>CALDWELL County Total:</b>	<b>100</b>	<b>116</b>	<b>116</b>	<b>116</b>	<b>100.00%</b>
<b>CHRISTIAN</b>					
Charter Senior Living of Hopkinsville	104	0	0	0	0.00%
Christian County Manor	78	110	110	110	100.00%
Christian Health Center, Hopkinsville	2	4	0	0	0.00%
Pennyrile Home	94	70	60	55	85.71%
<b>CHRISTIAN County Total:</b>	<b>278</b>	<b>184</b>	<b>170</b>	<b>165</b>	<b>92.39%</b>
<b>CRITTENDEN</b>					
Crittenden County Health and Rehabilitation Center	4	0	0	0	0.00%
<b>CRITTENDEN County Total:</b>	<b>4</b>	<b>0</b>	<b>0</b>	<b>0</b>	<b>0.00%</b>

\*CMHC - Community Mental Health Center

\*SMI - Severe Mental Illness

**Table 2A - Personal Care Bed Resident Census by CMHC Region and Percent of SMI**

CMHC Region / County / Facility	Licensed PC Beds	Total PC Residents	Total PC Residents With SMI	Total PC Residents With SMI Receiving State Supplementation	Percent of Residents With SMI
<b>HOPKINS</b>					
The Homestead	64	77	75	72	97.40%
Madisonville Rest Home I LLC	58	51	51	51	100.00%
<b>HOPKINS County Total:</b>	<b>122</b>	<b>128</b>	<b>126</b>	<b>123</b>	<b>98.44%</b>
<b>LYON</b>					
Rivers Bend Retirement Community	8	0	0	0	0.00%
<b>LYON County Total:</b>	<b>8</b>	<b>0</b>	<b>0</b>	<b>0</b>	<b>0.00%</b>
<b>MUHLENBERG</b>					
Greenville Nursing and Rehabilitation	14	2	0	0	0.00%
Sparks Nursing Center	88	110	59	52	53.64%
<b>MUHLENBERG County Total:</b>	<b>102</b>	<b>112</b>	<b>59</b>	<b>52</b>	<b>52.68%</b>
<b>TRIGG</b>					
Better Senior Living	72	102	102	102	100.00%
<b>TRIGG County Total:</b>	<b>72</b>	<b>102</b>	<b>102</b>	<b>102</b>	<b>100.00%</b>
<b>Pennyroyal CMHC Total:</b>	<b>686</b>	<b>642</b>	<b>573</b>	<b>558</b>	<b>89.25%</b>
<b>River Valley</b>					
<b>DAVIESS</b>					
Calumet Trace Senior Living	77	14	0	0	0.00%
Cedarhurst of Owensboro	90	113	0	0	0.00%
Carmel Home	79	111	0	0	0.00%
Davco Rest Home	92	122	112	95	91.80%
Fern Terrace of Owensboro, LLC	68	91	71	48	78.02%
Chautauqua Health and Rehab	39	13	11	2	84.62%
<b>DAVIESS County Total:</b>	<b>445</b>	<b>464</b>	<b>194</b>	<b>145</b>	<b>41.81%</b>

\*CMHC - Community Mental Health Center

\*SMI - Severe Mental Illness

**Table 2A - Personal Care Bed Resident Census by CMHC Region and Percent of SMI**

CMHC Region / County / Facility	Licensed PC Beds	Total PC Residents	Total PC Residents With SMI	Total PC Residents With SMI Receiving State Supplementation	Percent of Residents With SMI
<b>HANCOCK</b>					
Lewisport Rest Home I LLC	56	64	64	63	100.00%
<b>HANCOCK County Total:</b>	<b>56</b>	<b>64</b>	<b>64</b>	<b>63</b>	<b>100.00%</b>
<b>HENDERSON</b>					
HOH Healthcare, LLC	60	96	0	0	0.00%
Henderson Manor	64	46	45	43	97.83%
<b>HENDERSON County Total:</b>	<b>124</b>	<b>142</b>	<b>45</b>	<b>43</b>	<b>31.69%</b>
<b>OHIO</b>					
Beaver Dam Nursing and Rehab Center	13	15	10	9	66.67%
<b>OHIO County Total:</b>	<b>13</b>	<b>15</b>	<b>10</b>	<b>9</b>	<b>66.67%</b>
<b>River Valley CMHC Total:</b>	<b>638</b>	<b>685</b>	<b>313</b>	<b>260</b>	<b>45.69%</b>
<b>Seven Counties</b>					
<b>BULLITT</b>					
Colonial House of Shepherdsville	62	72	72	68	100.00%
Sanders Ridge Health Campus	41	61	0	0	0.00%
<b>BULLITT County Total:</b>	<b>103</b>	<b>133</b>	<b>72</b>	<b>68</b>	<b>54.14%</b>
<b>JEFFERSON</b>					
Harmony at Tucker Station	102	26	0	0	0.00%
The Springs at Stony Brook	42	58	3	0	5.17%
Storypoint Prospect	65	63	0	0	0.00%
Symphony at Valley Farms	90	0	0	0	0.00%
Anthology of Louisville	101	92	0	0	0.00%
Hallmark House Louisville II	32	35	0	0	0.00%
Westport Place Health Campus	26	45	0	0	0.00%
Sunrise of Louisville	94	103	1	0	0.97%
Brookdale Stonestreet	20	17	0	0	0.00%

\*CMHC - Community Mental Health Center

\*SMI - Severe Mental Illness

**Table 2A - Personal Care Bed Resident Census by CMHC Region and Percent of SMI**

<b>CMHC Region / County / Facility</b>	<b>Licensed PC Beds</b>	<b>Total PC Residents</b>	<b>Total PC Residents With SMI</b>	<b>Total PC Residents With SMI Receiving State Supplementation</b>	<b>Percent of Residents With SMI</b>
The Pinnacle of Louisville	64	61	0	0	0.00%
The Willows at Springhurst	16	26	0	0	0.00%
Barton House of Louisville 1	20	31	0	0	0.00%
Belmont Village	128	146	0	0	0.00%
Eastern Star Home in KY	24	10	4	1	40.00%
Arcadia Senior Living Louisville	99	54	0	0	0.00%
Episcopal Church Home	70	23	0	0	0.00%
Glen Ridge Health Campus	26	39	0	0	0.00%
Little Sisters of the Poor	15	14	0	0	0.00%
Louisville Protestant Altenheim	30	24	0	0	0.00%
Masonic Home of Louisville	81	113	1	0	0.88%
Nazareth Home	50	81	53	0	65.43%
Parrs at Springhurst	72	127	0	0	0.00%
Nazareth Home Clifton	31	0	0	0	0.00%
The Forum at Brookside	24	34	1	0	2.94%
Treyton Oaks Towers	53	69	14	0	20.29%
Wesley Manor	39	44	0	0	0.00%
Westminster Terrace	57	29	0	0	0.00%
The Enclave of East Louisville	102	110	0	0	0.00%
Forest Springs Health Campus	37	50	12	0	24.00%
Morning Pointe of Louisville at South Hurstbourne	80	101	1	0	0.99%
Rose Anna Hughes Home	57	29	0	0	0.00%
Forest Hills Commons	119	138	0	0	0.00%
The Legacy at English Station	65	95	2	0	2.11%

\*CMHC - Community Mental Health Center

\*SMI - Severe Mental Illness

**Table 2A - Personal Care Bed Resident Census by CMHC Region and Percent of SMI**

<b>CMHC Region / County / Facility</b>	<b>Licensed PC Beds</b>	<b>Total PC Residents</b>	<b>Total PC Residents With SMI</b>	<b>Total PC Residents With SMI Receiving State Supplementation</b>	<b>Percent of Residents With SMI</b>
The Lantern At Morning Pointe (Louisville)	52	56	0	0	0.00%
Dominion Senior Living of Louisville	80	81	1	0	1.23%
The Spring House at Louisville	58	6	0	0	0.00%
<b>JEFFERSON County Total:</b>	<b>2,121</b>	<b>2,030</b>	<b>93</b>	<b>1</b>	<b>4.58%</b>
OLDHAM					
The Springs at Oldham Reserve	41	59	0	0	0.00%
<b>OLDHAM County Total:</b>	<b>41</b>	<b>59</b>	<b>0</b>	<b>0</b>	<b>0.00%</b>
SHELBY					
Shelby Farms Senior Living	96	109	0	0	0.00%
Colonial Hall Manor	57	83	82	64	98.80%
Masonic Home of Shelbyville	76	38	0	0	0.00%
<b>SHELBY County Total:</b>	<b>229</b>	<b>230</b>	<b>82</b>	<b>64</b>	<b>35.65%</b>
<b>Seven Counties CMHC Total:</b>	<b>2,494</b>	<b>2,452</b>	<b>247</b>	<b>133</b>	<b>10.07%</b>
<b>State Total</b>	<b>8,414</b>	<b>8,696</b>	<b>2,500</b>	<b>2,069</b>	<b>28.75%</b>

\*CMHC - Community Mental Health Center

\*SMI - Severe Mental Illness

## 2023 ANNUAL KENTUCKY LONG TERM CARE UTILIZATION AND SERVICE REPORT

### Table 2B - Personal Care Bed Resident Census by Age Group and CMHC Region

CMHC Region / County / Facility	18-34		35-64		65-84		85 & Older		Total
	Male	Female	Male	Female	Male	Female	Male	Female	
<b>Adanta</b>									
<b>MCCREARY</b>									
Cumberland Manor Rest Home I LLC	4	1	28	11	7	3	0	0	54
<b>MCCREARY County Total:</b>	<b>4</b>	<b>1</b>	<b>28</b>	<b>11</b>	<b>7</b>	<b>3</b>	<b>0</b>	<b>0</b>	<b>54</b>
<b>PULASKI</b>									
Bluegrass Senior Living Somerset	0	0	1	0	5	42	7	45	100
Crestview Personal Care	0	0	5	10	5	11	1	1	33
<b>PULASKI County Total:</b>	<b>0</b>	<b>0</b>	<b>6</b>	<b>10</b>	<b>10</b>	<b>53</b>	<b>8</b>	<b>46</b>	<b>133</b>
<b>TAYLOR</b>									
Bluegrass Way	0	0	1	0	4	10	3	8	26
<b>TAYLOR County Total:</b>	<b>0</b>	<b>0</b>	<b>1</b>	<b>0</b>	<b>4</b>	<b>10</b>	<b>3</b>	<b>8</b>	<b>26</b>
<b>WAYNE</b>									
Dishman Personal Care Home	0	0	0	0	0	0	0	0	0
<b>WAYNE County Total:</b>	<b>0</b>	<b>0</b>	<b>0</b>	<b>0</b>	<b>0</b>	<b>0</b>	<b>0</b>	<b>0</b>	<b>0</b>
<b>Adanta CMHC Region Total:</b>	<b>4</b>	<b>1</b>	<b>35</b>	<b>21</b>	<b>21</b>	<b>66</b>	<b>11</b>	<b>54</b>	<b>213</b>
<b>Bluegrass</b>									
<b>BOURBON</b>									
Bourbon Heights	0	0	0	0	1	0	0	1	2
<b>BOURBON County Total:</b>	<b>0</b>	<b>0</b>	<b>0</b>	<b>0</b>	<b>1</b>	<b>0</b>	<b>0</b>	<b>1</b>	<b>2</b>
<b>BOYLE</b>									
McDowell Place of Danville	0	0	0	1	3	5	6	10	25
Morning Pointe of Danville	0	0	0	0	7	26	21	43	97
Walkers Trail Senior Living	0	0	0	1	23	33	25	30	112
<b>BOYLE County Total:</b>	<b>0</b>	<b>0</b>	<b>0</b>	<b>2</b>	<b>33</b>	<b>64</b>	<b>52</b>	<b>83</b>	<b>234</b>
<b>CLARK</b>									
Boonesboro Trail Senior Living	0	0	0	2	23	28	25	36	114
<b>CLARK County Total:</b>	<b>0</b>	<b>0</b>	<b>0</b>	<b>2</b>	<b>23</b>	<b>28</b>	<b>25</b>	<b>36</b>	<b>114</b>
<b>ESTILL</b>									
Irvine Nursing and Rehabilitation	0	0	0	0	0	0	0	1	1
<b>ESTILL County Total:</b>	<b>0</b>	<b>0</b>	<b>0</b>	<b>0</b>	<b>0</b>	<b>0</b>	<b>0</b>	<b>1</b>	<b>1</b>
<b>FAYETTE</b>									
Cedarhurst of Beaumont	0	0	0	0	6	15	21	104	146

\*CMHC - Community Mental Health Center

\*SMI - Severe Mental Illness

**Table 2B - Personal Care Bed Resident Census by Age Group and CMHC Region**

CMHC Region / County / Facility	18-34		35-64		65-84		85 & Older		Total
	Male	Female	Male	Female	Male	Female	Male	Female	
Central Ky Recovery Center Unit 1	0	0	0	0	0	0	0	0	0
Central KY Recovery Center Unit 2	7	2	11	10	1	2	0	0	33
Legacy Reserve at Fritz Farm	0	0	0	1	13	20	25	22	81
Lexington Country Place	0	0	0	0	4	7	8	26	45
Morning Pointe of Lexington	0	0	0	0	12	32	30	48	122
Morning Pointe of Lexington East	0	0	0	2	23	29	14	23	91
Preston Greens Senior Living	0	0	0	0	0	0	0	0	0
Richmond Place Senior Living	0	0	0	0	15	40	11	32	98
Signature Healthcare at Tanbark Rehab	0	0	0	0	0	3	2	3	8
The Breckinridge	0	0	1	1	9	10	3	7	31
The Lantern at Morning Pointe	0	0	0	0	0	0	0	0	0
The Legacy at the Willows	0	0	0	0	3	6	5	17	31
The Willows at Citation	0	0	0	1	7	8	7	27	50
The Willows at Fritz Farm	0	0	0	0	2	9	8	23	42
The Willows at Hamburg	0	0	0	1	6	12	16	19	54
<b>FAYETTE County Total:</b>	<b>7</b>	<b>2</b>	<b>12</b>	<b>16</b>	<b>101</b>	<b>193</b>	<b>150</b>	<b>351</b>	<b>832</b>
<b>FRANKLIN</b>									
Dominion Senior Living of Frankfort	0	0	2	1	3	40	7	37	90
Morning Pointe of Frankfort	0	0	0	0	5	16	11	32	64
The Lantern at Morning Pointe of Frankfort	0	0	0	0	7	24	4	15	50
<b>FRANKLIN County Total:</b>	<b>0</b>	<b>0</b>	<b>2</b>	<b>1</b>	<b>15</b>	<b>80</b>	<b>22</b>	<b>84</b>	<b>204</b>
<b>HARRISON</b>									
Cedar Ridge Health Campus	0	0	1	0	5	10	5	31	52
Parkside Manor	0	0	0	0	0	0	0	0	0
Shady Lawn	5	0	35	28	30	2	0	0	100
<b>HARRISON County Total:</b>	<b>5</b>	<b>0</b>	<b>36</b>	<b>28</b>	<b>35</b>	<b>12</b>	<b>5</b>	<b>31</b>	<b>152</b>

\*CMHC - Community Mental Health Center

\*SMI - Severe Mental Illness



**Table 2B - Personal Care Bed Resident Census by Age Group and CMHC Region**

CMHC Region / County / Facility	18-34		35-64		65-84		85 & Older		Total
	Male	Female	Male	Female	Male	Female	Male	Female	
<b>JESSAMINE</b>									
Bridgepointe at Ashgrove Woods	0	0	0	0	6	29	7	22	64
Cedarhurst of Nicholasville	0	0	2	1	15	20	16	25	79
Rose Terrace, LLC	4	1	8	9	10	15	0	0	47
Wesley Village	0	0	0	0	1	3	6	16	26
<b>JESSAMINE County Total:</b>	<b>4</b>	<b>1</b>	<b>10</b>	<b>10</b>	<b>32</b>	<b>67</b>	<b>29</b>	<b>63</b>	<b>216</b>
<b>LINCOLN</b>									
Waynesburg Manor	0	0	0	0	0	0	0	0	0
<b>LINCOLN County Total:</b>	<b>0</b>	<b>0</b>	<b>0</b>	<b>0</b>	<b>0</b>	<b>0</b>	<b>0</b>	<b>0</b>	<b>0</b>
<b>MADISON</b>									
Dominion Senior Living of Richmond	0	0	2	7	26	24	21	35	115
Morning Pointe of Richmond	0	0	0	0	6	17	5	43	71
Telford Terrace	0	0	0	0	2	9	5	10	26
<b>MADISON County Total:</b>	<b>0</b>	<b>0</b>	<b>2</b>	<b>7</b>	<b>34</b>	<b>50</b>	<b>31</b>	<b>88</b>	<b>212</b>
<b>MERCER</b>									
The Willows at Harrodsburg	0	0	2	0	0	5	11	41	59
<b>MERCER County Total:</b>	<b>0</b>	<b>0</b>	<b>2</b>	<b>0</b>	<b>0</b>	<b>5</b>	<b>11</b>	<b>41</b>	<b>59</b>
<b>POWELL</b>									
Stanton Nursing and Rehabilitation Center	0	0	0	0	0	0	1	0	1
<b>POWELL County Total:</b>	<b>0</b>	<b>0</b>	<b>0</b>	<b>0</b>	<b>0</b>	<b>0</b>	<b>1</b>	<b>0</b>	<b>1</b>
<b>SCOTT</b>									
The Meadows At Windsor Gardens	0	0	2	0	0	5	4	12	23
<b>SCOTT County Total:</b>	<b>0</b>	<b>0</b>	<b>2</b>	<b>0</b>	<b>0</b>	<b>5</b>	<b>4</b>	<b>12</b>	<b>23</b>
<b>WOODFORD</b>									
Daisy Hill Senior Living	0	0	0	0	1	7	5	17	30
Taylor Manor Nursing Home	0	0	0	0	0	1	3	1	5
The Homeplace At Midway	0	0	0	0	2	7	1	7	17
<b>WOODFORD County Total:</b>	<b>0</b>	<b>0</b>	<b>0</b>	<b>0</b>	<b>3</b>	<b>15</b>	<b>9</b>	<b>25</b>	<b>52</b>
<b>Bluegrass CMHC Region Total:</b>	<b>16</b>	<b>3</b>	<b>66</b>	<b>66</b>	<b>277</b>	<b>519</b>	<b>339</b>	<b>816</b>	<b>2,102</b>

\*CMHC - Community Mental Health Center

\*SMI - Severe Mental Illness

**Table 2B - Personal Care Bed Resident Census by Age Group and CMHC Region**

CMHC Region / County / Facility	18-34		35-64		65-84		85 & Older		Total
	Male	Female	Male	Female	Male	Female	Male	Female	
<b>Communicare</b>									
<b>GRAYSON</b>									
Grayson Nursing and Rehab Center	0	0	4	1	2	7	2	4	20
<b>GRAYSON County Total:</b>	<b>0</b>	<b>0</b>	<b>4</b>	<b>1</b>	<b>2</b>	<b>7</b>	<b>2</b>	<b>4</b>	<b>20</b>
<b>HARDIN</b>									
Helmwood Healthcare Center and Elizabeth Sanford Swope Personal Care	0	0	0	0	1	7	2	14	24
Peridot Senior Living	0	0	0	0	1	1	4	24	30
Signature Healthcare at North Hardin Rehab	0	0	0	0	0	0	0	0	0
<b>HARDIN County Total:</b>	<b>0</b>	<b>0</b>	<b>0</b>	<b>0</b>	<b>2</b>	<b>8</b>	<b>6</b>	<b>38</b>	<b>54</b>
<b>MARION</b>									
Loretto Living Center at Loretto	0	0	0	0	0	5	0	5	10
Motherhouse Infirmary, Inc.									
The Village of Lebanon II	0	0	0	0	0	0	0	0	0
<b>MARION County Total:</b>	<b>0</b>	<b>0</b>	<b>0</b>	<b>0</b>	<b>0</b>	<b>5</b>	<b>0</b>	<b>5</b>	<b>10</b>
<b>NELSON</b>									
Cooper Trail Senior Living	0	0	1	0	18	42	14	40	115
Windsor Gardens CCRC	0	0	1	0	0	3	2	11	17
<b>NELSON County Total:</b>	<b>0</b>	<b>0</b>	<b>2</b>	<b>0</b>	<b>18</b>	<b>45</b>	<b>16</b>	<b>51</b>	<b>132</b>
<b>WASHINGTON</b>									
Sansbury Care Center	0	0	0	0	0	2	0	2	4
<b>WASHINGTON County Total:</b>	<b>0</b>	<b>0</b>	<b>0</b>	<b>0</b>	<b>0</b>	<b>2</b>	<b>0</b>	<b>2</b>	<b>4</b>
<b>Communicare CMHC Region Total:</b>	<b>0</b>	<b>0</b>	<b>6</b>	<b>1</b>	<b>22</b>	<b>67</b>	<b>24</b>	<b>100</b>	<b>220</b>
<b>Comprehend</b>									
<b>LEWIS</b>									
Vanceburg Rehabilitation and Care	0	0	0	0	0	0	0	0	0
<b>LEWIS County Total:</b>	<b>0</b>	<b>0</b>	<b>0</b>	<b>0</b>	<b>0</b>	<b>0</b>	<b>0</b>	<b>0</b>	<b>0</b>
<b>Comprehend CMHC Region Total:</b>	<b>0</b>	<b>0</b>	<b>0</b>	<b>0</b>	<b>0</b>	<b>0</b>	<b>0</b>	<b>0</b>	<b>0</b>

\*CMHC - Community Mental Health Center

\*SMI - Severe Mental Illness

**Table 2B - Personal Care Bed Resident Census by Age Group and CMHC Region**

CMHC Region / County / Facility	18-34		35-64		65-84		85 & Older		Total
	Male	Female	Male	Female	Male	Female	Male	Female	
<b>Cumberland River</b>									
<b>BELL</b>									
Generations Center of Middlesboro	3	3	17	28	27	10	1	1	90
<b>BELL County Total:</b>	<b>3</b>	<b>3</b>	<b>17</b>	<b>28</b>	<b>27</b>	<b>10</b>	<b>1</b>	<b>1</b>	<b>90</b>
<b>HARLAN</b>									
The Laurels	0	0	21	26	21	12	1	1	82
<b>HARLAN County Total:</b>	<b>0</b>	<b>0</b>	<b>21</b>	<b>26</b>	<b>21</b>	<b>12</b>	<b>1</b>	<b>1</b>	<b>82</b>
<b>KNOX</b>									
Christian Health Center - Corbin	0	0	0	0	0	2	0	1	3
<b>KNOX County Total:</b>	<b>0</b>	<b>0</b>	<b>0</b>	<b>0</b>	<b>0</b>	<b>2</b>	<b>0</b>	<b>1</b>	<b>3</b>
<b>Cumberland River CMHC Region Total:</b>	<b>3</b>	<b>3</b>	<b>38</b>	<b>54</b>	<b>48</b>	<b>24</b>	<b>2</b>	<b>3</b>	<b>175</b>
<b>Four Rivers</b>									
<b>CALLOWAY</b>									
Gardens At Hickory Woods	0	0	0	0	1	6	4	14	25
<b>CALLOWAY County Total:</b>	<b>0</b>	<b>0</b>	<b>0</b>	<b>0</b>	<b>1</b>	<b>6</b>	<b>4</b>	<b>14</b>	<b>25</b>
<b>CARLISLE</b>									
Countryside Center	0	0	3	1	3	1	0	0	8
<b>CARLISLE County Total:</b>	<b>0</b>	<b>0</b>	<b>3</b>	<b>1</b>	<b>3</b>	<b>1</b>	<b>0</b>	<b>0</b>	<b>8</b>
<b>GRAVES</b>									
Fern Terrace of Mayfield	29	32	40	34	22	12	0	0	169
<b>GRAVES County Total:</b>	<b>29</b>	<b>32</b>	<b>40</b>	<b>34</b>	<b>22</b>	<b>12</b>	<b>0</b>	<b>0</b>	<b>169</b>
<b>HICKMAN</b>									
Clinton Hickman County Nursing Facility	0	0	0	0	1	1	1	2	5
Clinton Place	0	0	0	0	6	3	3	0	12
<b>HICKMAN County Total:</b>	<b>0</b>	<b>0</b>	<b>0</b>	<b>0</b>	<b>7</b>	<b>4</b>	<b>4</b>	<b>2</b>	<b>17</b>
<b>MCCRACKEN</b>									
Charter Senior Living of Paducah	0	0	0	0	9	22	11	21	63
Gaither Suites at West Park	0	0	0	0	2	12	8	27	49
<b>MCCRACKEN County Total:</b>	<b>0</b>	<b>0</b>	<b>0</b>	<b>0</b>	<b>11</b>	<b>34</b>	<b>19</b>	<b>48</b>	<b>112</b>
<b>Four Rivers CMHC Region Total:</b>	<b>29</b>	<b>32</b>	<b>43</b>	<b>35</b>	<b>44</b>	<b>57</b>	<b>27</b>	<b>64</b>	<b>331</b>

\*CMHC - Community Mental Health Center

\*SMI - Severe Mental Illness

**Table 2B - Personal Care Bed Resident Census by Age Group and CMHC Region**

CMHC Region / County / Facility	18-34		35-64		65-84		85 & Older		Total
	Male	Female	Male	Female	Male	Female	Male	Female	
<b>Kentucky River</b>									
<b>KNOTT</b>									
Golden Years Rest Home	39	21	35	22	6	4	0	0	127
<b>KNOTT County Total:</b>	<b>39</b>	<b>21</b>	<b>35</b>	<b>22</b>	<b>6</b>	<b>4</b>	<b>0</b>	<b>0</b>	<b>127</b>
<b>Kentucky River CMHC Region Total:</b>	<b>39</b>	<b>21</b>	<b>35</b>	<b>22</b>	<b>6</b>	<b>4</b>	<b>0</b>	<b>0</b>	<b>127</b>
<b>LifeSkills</b>									
<b>ALLEN</b>									
Cornerstone Manor	5	5	20	20	2	1	0	0	53
Scottsville Manor	1	1	17	12	8	5	0	0	44
<b>ALLEN County Total:</b>	<b>6</b>	<b>6</b>	<b>37</b>	<b>32</b>	<b>10</b>	<b>6</b>	<b>0</b>	<b>0</b>	<b>97</b>
<b>EDMONSON</b>									
Edmonson Center	0	0	2	2	2	7	1	1	15
<b>EDMONSON County Total:</b>	<b>0</b>	<b>0</b>	<b>2</b>	<b>2</b>	<b>2</b>	<b>7</b>	<b>1</b>	<b>1</b>	<b>15</b>
<b>HART</b>									
Hart County Manor	0	0	0	0	0	0	0	0	0
<b>HART County Total:</b>	<b>0</b>	<b>0</b>	<b>0</b>	<b>0</b>	<b>0</b>	<b>0</b>	<b>0</b>	<b>0</b>	<b>0</b>
<b>METCALFE</b>									
Harpers Home for the Aged	22	0	2	2	0	1	0	0	27
Metcalfe Health Care Center	0	0	0	1	3	3	0	1	8
<b>METCALFE County Total:</b>	<b>22</b>	<b>0</b>	<b>2</b>	<b>3</b>	<b>3</b>	<b>4</b>	<b>0</b>	<b>1</b>	<b>35</b>
<b>WARREN</b>									
Christian Health Center of Bowling Green	0	0	0	1	16	29	12	28	86
Fern Terrace of Bowling Green	0	0	38	19	21	20	1	0	99
The Haven At Massey Springs	0	0	0	0	4	5	5	15	29
<b>WARREN County Total:</b>	<b>0</b>	<b>0</b>	<b>38</b>	<b>20</b>	<b>41</b>	<b>54</b>	<b>18</b>	<b>43</b>	<b>214</b>
<b>LifeSkills CMHC Region Total:</b>	<b>28</b>	<b>6</b>	<b>79</b>	<b>57</b>	<b>56</b>	<b>71</b>	<b>19</b>	<b>45</b>	<b>361</b>
<b>Mountain</b>									
<b>JOHNSON</b>									
Venture Home of Paintsville	15	11	27	20	7	3	0	0	83
<b>JOHNSON County Total:</b>	<b>15</b>	<b>11</b>	<b>27</b>	<b>20</b>	<b>7</b>	<b>3</b>	<b>0</b>	<b>0</b>	<b>83</b>

\*CMHC - Community Mental Health Center

\*SMI - Severe Mental Illness

**Table 2B - Personal Care Bed Resident Census by Age Group and CMHC Region**

CMHC Region / County / Facility	18-34		35-64		65-84		85 & Older		Total
	Male	Female	Male	Female	Male	Female	Male	Female	
<b>MAGOFFIN</b>									
Salyersville Nursing and Rehabilitation Center	0	0	0	0	0	0	0	0	0
<b>MAGOFFIN County Total:</b>	<b>0</b>	<b>0</b>	<b>0</b>	<b>0</b>	<b>0</b>	<b>0</b>	<b>0</b>	<b>0</b>	<b>0</b>
<b>PIKE</b>									
Good Shepherd Community Nursing Center	0	0	0	0	0	0	0	0	0
<b>PIKE County Total:</b>	<b>0</b>	<b>0</b>	<b>0</b>	<b>0</b>	<b>0</b>	<b>0</b>	<b>0</b>	<b>0</b>	<b>0</b>
<b>Mountain CMHC Region Total:</b>	<b>15</b>	<b>11</b>	<b>27</b>	<b>20</b>	<b>7</b>	<b>3</b>	<b>0</b>	<b>0</b>	<b>83</b>
<b>NorthKey</b>									
<b>BOONE</b>									
Colonial Heights Senior Living	0	0	0	0	13	27	11	45	96
Dominion Senior Living of Florence	0	0	0	0	23	44	6	23	96
<b>BOONE County Total:</b>	<b>0</b>	<b>0</b>	<b>0</b>	<b>0</b>	<b>36</b>	<b>71</b>	<b>17</b>	<b>68</b>	<b>192</b>
<b>CAMPBELL</b>									
Carmel Manor	0	0	0	0	3	5	2	5	15
The Seasons at Alexandria	0	0	1	8	3	33	4	45	94
<b>CAMPBELL County Total:</b>	<b>0</b>	<b>0</b>	<b>1</b>	<b>8</b>	<b>6</b>	<b>38</b>	<b>6</b>	<b>50</b>	<b>109</b>
<b>CARROLL</b>									
Carrollton Manor	2	1	16	5	9	7	1	0	41
Valley Haven Rest Home	4	0	26	0	18	0	0	0	48
<b>CARROLL County Total:</b>	<b>6</b>	<b>1</b>	<b>42</b>	<b>5</b>	<b>27</b>	<b>7</b>	<b>1</b>	<b>0</b>	<b>89</b>
<b>GRANT</b>									
Jonesville Rest Home	5	3	15	5	2	1	0	0	31
<b>GRANT County Total:</b>	<b>5</b>	<b>3</b>	<b>15</b>	<b>5</b>	<b>2</b>	<b>1</b>	<b>0</b>	<b>0</b>	<b>31</b>
<b>KENTON</b>									
Covington Ladies Home	0	0	0	1	0	18	2	6	27
Ivy Knoll	0	0	2	4	20	14	6	18	64
Madonna Manor	0	0	0	0	3	12	4	14	33
Regency Manor	0	1	2	3	18	34	1	0	59
Regency Manor North	0	0	8	2	15	10	1	0	36
Rosedale Green	0	0	0	0	0	4	3	5	12
St. Charles Care Center	0	0	0	0	2	6	5	12	25

\*CMHC - Community Mental Health Center

\*SMI - Severe Mental Illness

**Table 2B - Personal Care Bed Resident Census by Age Group and CMHC Region**

CMHC Region / County / Facility	18-34		35-64		65-84		85 & Older		Total
	Male	Female	Male	Female	Male	Female	Male	Female	
The Summit of Edgewood	0	0	0	0	35	53	22	25	135
<b>KENTON County Total:</b>	<b>0</b>	<b>1</b>	<b>12</b>	<b>10</b>	<b>93</b>	<b>151</b>	<b>44</b>	<b>80</b>	<b>391</b>
<b>PENDLETON</b>									
Falmouth Personal Care Home	8	1	17	6	3	0	0	0	35
The Front Gate	0	1	8	4	7	2	0	0	22
<b>PENDLETON County Total:</b>	<b>8</b>	<b>2</b>	<b>25</b>	<b>10</b>	<b>10</b>	<b>2</b>	<b>0</b>	<b>0</b>	<b>57</b>
<b>NorthKey CMHC Region Total:</b>	<b>19</b>	<b>7</b>	<b>95</b>	<b>38</b>	<b>174</b>	<b>270</b>	<b>68</b>	<b>198</b>	<b>869</b>
<b>Pathways</b>									
<b>BOYD</b>									
Genesis Health of Ashland	4	6	6	5	2	2	0	0	25
Genesis II Health	5	5	10	6	0	0	1	0	27
Kings Daughters and Sons Home	0	0	0	0	9	12	11	19	51
<b>BOYD County Total:</b>	<b>9</b>	<b>11</b>	<b>16</b>	<b>11</b>	<b>11</b>	<b>14</b>	<b>12</b>	<b>19</b>	<b>103</b>
<b>GREENUP</b>									
Frasures Personal Care Home	5	3	24	26	6	9	0	0	73
Morning Pointe of Russell	0	0	1	1	12	20	11	40	85
The Lantern At Morning Pointe Alzheimers and Memory Care	0	0	0	0	17	23	8	30	78
Trinity Station Retirement Community	0	0	0	0	12	15	10	14	51
<b>GREENUP County Total:</b>	<b>5</b>	<b>3</b>	<b>25</b>	<b>27</b>	<b>47</b>	<b>67</b>	<b>29</b>	<b>84</b>	<b>287</b>
<b>LAWRENCE</b>									
The Jordan Center	0	0	0	0	0	0	0	0	0
<b>LAWRENCE County Total:</b>	<b>0</b>	<b>0</b>	<b>0</b>	<b>0</b>	<b>0</b>	<b>0</b>	<b>0</b>	<b>0</b>	<b>0</b>
<b>MENIFEE</b>									
Edgewood Estates	0	0	2	1	0	0	0	0	3
<b>MENIFEE County Total:</b>	<b>0</b>	<b>0</b>	<b>2</b>	<b>1</b>	<b>0</b>	<b>0</b>	<b>0</b>	<b>0</b>	<b>3</b>
<b>MONTGOMERY</b>									
Regency Memory Care	0	0	0	0	1	19	4	18	42
<b>MONTGOMERY County Total:</b>	<b>0</b>	<b>0</b>	<b>0</b>	<b>0</b>	<b>1</b>	<b>19</b>	<b>4</b>	<b>18</b>	<b>42</b>

\*CMHC - Community Mental Health Center

\*SMI - Severe Mental Illness

**Table 2B - Personal Care Bed Resident Census by Age Group and CMHC Region**

CMHC Region / County / Facility	18-34		35-64		65-84		85 & Older		Total
	Male	Female	Male	Female	Male	Female	Male	Female	
<b>MORGAN</b>									
West Liberty Nursing and Rehabilitation Center	0	0	0	0	0	1	0	0	1
<b>MORGAN County Total:</b>	<b>0</b>	<b>0</b>	<b>0</b>	<b>0</b>	<b>0</b>	<b>1</b>	<b>0</b>	<b>0</b>	<b>1</b>
<b>Pathways CMHC Region Total:</b>	<b>14</b>	<b>14</b>	<b>43</b>	<b>39</b>	<b>59</b>	<b>101</b>	<b>45</b>	<b>121</b>	<b>436</b>
<b>Pennyroyal</b>									
<b>CALDWELL</b>									
Highland Homes, Inc.	5	6	35	46	14	10	0	0	116
<b>CALDWELL County Total:</b>	<b>5</b>	<b>6</b>	<b>35</b>	<b>46</b>	<b>14</b>	<b>10</b>	<b>0</b>	<b>0</b>	<b>116</b>
<b>CHRISTIAN</b>									
Charter Senior Living of Hopkinsville	0	0	0	0	0	0	0	0	0
Christian County Manor	9	8	22	29	24	18	0	0	110
Christian Health Center, Hopkinsville	0	0	0	0	0	2	0	2	4
Pennyrile Home	1	0	16	16	16	18	1	2	70
<b>CHRISTIAN County Total:</b>	<b>10</b>	<b>8</b>	<b>38</b>	<b>45</b>	<b>40</b>	<b>38</b>	<b>1</b>	<b>4</b>	<b>184</b>
<b>CRITTENDEN</b>									
Crittenden County Health and Rehabilitation Center	0	0	0	0	0	0	0	0	0
<b>CRITTENDEN County Total:</b>	<b>0</b>	<b>0</b>	<b>0</b>	<b>0</b>	<b>0</b>	<b>0</b>	<b>0</b>	<b>0</b>	<b>0</b>
<b>HOPKINS</b>									
Madisonville Rest Home I LLC	4	3	22	12	6	4	0	0	51
The Homestead	8	3	27	25	8	6	0	0	77
<b>HOPKINS County Total:</b>	<b>12</b>	<b>6</b>	<b>49</b>	<b>37</b>	<b>14</b>	<b>10</b>	<b>0</b>	<b>0</b>	<b>128</b>
<b>LYON</b>									
Rivers Bend Retirement Community	0	0	0	0	0	0	0	0	0
<b>LYON County Total:</b>	<b>0</b>	<b>0</b>	<b>0</b>	<b>0</b>	<b>0</b>	<b>0</b>	<b>0</b>	<b>0</b>	<b>0</b>
<b>MUHLENBERG</b>									
Greenville Nursing and Rehabilitation	0	0	0	0	1	0	0	1	2
Sparks Nursing Center	1	1	30	15	23	31	5	4	110
<b>MUHLENBERG County Total:</b>	<b>1</b>	<b>1</b>	<b>30</b>	<b>15</b>	<b>24</b>	<b>31</b>	<b>5</b>	<b>5</b>	<b>112</b>

\*CMHC - Community Mental Health Center

\*SMI - Severe Mental Illness

**Table 2B - Personal Care Bed Resident Census by Age Group and CMHC Region**

CMHC Region / County / Facility	18-34		35-64		65-84		85 & Older		Total
	Male	Female	Male	Female	Male	Female	Male	Female	
<b>TRIGG</b>									
Better Senior Living	0	0	62	40	0	0	0	0	102
<b>TRIGG County Total:</b>	<b>0</b>	<b>0</b>	<b>62</b>	<b>40</b>	<b>0</b>	<b>0</b>	<b>0</b>	<b>0</b>	<b>102</b>
<b>Pennyroyal CMHC Region Total:</b>	<b>28</b>	<b>21</b>	<b>214</b>	<b>183</b>	<b>92</b>	<b>89</b>	<b>6</b>	<b>9</b>	<b>642</b>
<b>River Valley</b>									
<b>DAVIESS</b>									
Calumet Trace Senior Living	0	0	0	0	0	4	3	7	14
Carmel Home	0	0	0	0	4	12	14	81	111
Cedarhurst of Owensboro	0	0	0	0	5	20	34	54	113
Chautauqua Health and Rehab	0	0	1	3	1	7	1	0	13
Davco Rest Home	5	6	50	35	14	12	0	0	122
Fern Terrace of Owensboro, LLC	0	0	19	11	15	40	4	2	91
<b>DAVIESS County Total:</b>	<b>5</b>	<b>6</b>	<b>70</b>	<b>49</b>	<b>39</b>	<b>95</b>	<b>56</b>	<b>144</b>	<b>464</b>
<b>HANCOCK</b>									
Lewisport Rest Home I LLC	23	7	22	1	6	1	4	0	64
<b>HANCOCK County Total:</b>	<b>23</b>	<b>7</b>	<b>22</b>	<b>1</b>	<b>6</b>	<b>1</b>	<b>4</b>	<b>0</b>	<b>64</b>
<b>HENDERSON</b>									
Henderson Manor	3	14	9	12	6	2	0	0	46
HOH Healthcare, LLC	0	0	0	0	7	25	18	46	96
<b>HENDERSON County Total:</b>	<b>3</b>	<b>14</b>	<b>9</b>	<b>12</b>	<b>13</b>	<b>27</b>	<b>18</b>	<b>46</b>	<b>142</b>
<b>OHIO</b>									
Beaver Dam Nursing and Rehab Center	0	0	4	1	6	3	0	1	15
<b>OHIO County Total:</b>	<b>0</b>	<b>0</b>	<b>4</b>	<b>1</b>	<b>6</b>	<b>3</b>	<b>0</b>	<b>1</b>	<b>15</b>
<b>River Valley CMHC Region Total:</b>	<b>31</b>	<b>27</b>	<b>105</b>	<b>63</b>	<b>64</b>	<b>126</b>	<b>78</b>	<b>191</b>	<b>685</b>
<b>Seven Counties</b>									
<b>BULLITT</b>									
Colonial House of Shepherdsville	1	0	21	20	20	10	0	0	72
Sanders Ridge Health Campus	0	0	1	0	4	17	11	28	61
<b>BULLITT County Total:</b>	<b>1</b>	<b>0</b>	<b>22</b>	<b>20</b>	<b>24</b>	<b>27</b>	<b>11</b>	<b>28</b>	<b>133</b>
<b>JEFFERSON</b>									
Anthology of Louisville	0	0	1	1	9	31	7	43	92

\*CMHC - Community Mental Health Center

\*SMI - Severe Mental Illness



**Table 2B - Personal Care Bed Resident Census by Age Group and CMHC Region**

CMHC Region / County / Facility	18-34		35-64		65-84		85 & Older		Total
	Male	Female	Male	Female	Male	Female	Male	Female	
Arcadia Senior Living Louisville	0	0	1	0	8	12	12	21	54
Barton House of Louisville 1	0	0	0	0	3	11	4	13	31
Belmont Village	0	0	0	0	9	30	26	81	146
Brookdale Stonestreet	0	0	0	0	0	3	4	10	17
Dominion Senior Living of Louisville	0	0	0	0	12	22	18	29	81
Eastern Star Home in KY	0	0	0	0	1	3	1	5	10
Episcopal Church Home	0	0	0	0	0	7	5	11	23
Forest Hills Commons	0	0	0	0	31	44	25	38	138
Forest Springs Health Campus	0	0	0	0	3	10	15	22	50
Glen Ridge Health Campus	0	0	0	0	1	6	2	30	39
Hallmark House Louisville II	0	0	0	0	3	15	3	14	35
Harmony at Tucker Station	0	0	0	0	2	12	3	9	26
Little Sisters of the Poor	0	0	0	0	0	3	2	9	14
Louisville Protestant Altenheim	0	0	0	0	6	10	5	3	24
Masonic Home of Louisville	0	0	0	1	11	32	19	50	113
Morning Pointe of Louisville at South Hurstbourne	0	0	0	1	7	12	28	53	101
Nazareth Home	0	0	0	0	1	22	12	46	81
Nazareth Home Clifton	0	0	0	0	0	0	0	0	0
Parrs at Springhurst	0	0	0	0	18	29	22	58	127
Rose Anna Hughes Home	0	0	0	0	4	4	4	17	29
Storypoint Prospect	0	0	0	0	12	15	13	23	63
Sunrise of Louisville	0	0	0	2	11	33	17	40	103
Symphony at Valley Farms	0	0	0	0	0	0	0	0	0
The Enclave of East Louisville	0	0	0	0	11	26	21	52	110
The Forum at Brookside	0	0	0	0	1	9	5	19	34
The Lantern At Morning Pointe (Louisville)	0	0	0	1	15	12	12	16	56
The Legacy at English Station	0	0	0	0	10	39	5	41	95
The Pinnacle of Louisville	0	0	2	1	15	21	8	14	61
The Spring House at Louisville	0	0	0	0	0	2	2	2	6
The Springs at Stony Brook	0	0	0	3	5	14	14	22	58
The Willows at Springhurst	0	0	0	0	3	4	6	13	26

\*CMHC - Community Mental Health Center

\*SMI - Severe Mental Illness

**Table 2B - Personal Care Bed Resident Census by Age Group and CMHC Region**

CMHC Region / County / Facility	18-34		35-64		65-84		85 & Older		Total
	Male	Female	Male	Female	Male	Female	Male	Female	
Treyton Oaks Towers	0	0	0	0	12	12	14	31	69
Wesley Manor	0	0	0	0	5	18	7	14	44
Westminster Terrace	0	0	0	0	4	4	4	17	29
Westport Place Health Campus	0	0	0	0	5	9	11	20	45
<b>JEFFERSON County Total:</b>	<b>0</b>	<b>0</b>	<b>4</b>	<b>10</b>	<b>238</b>	<b>536</b>	<b>356</b>	<b>886</b>	<b>2,030</b>
OLDHAM									
The Springs at Oldham Reserve	0	0	0	0	8	15	11	25	59
<b>OLDHAM County Total:</b>	<b>0</b>	<b>0</b>	<b>0</b>	<b>0</b>	<b>8</b>	<b>15</b>	<b>11</b>	<b>25</b>	<b>59</b>
SHELBY									
Colonial Hall Manor	9	3	24	16	21	10	0	0	83
Masonic Home of Shelbyville	0	0	2	2	6	5	2	21	38
Shelby Farms Senior Living	0	0	2	0	18	27	25	37	109
<b>SHELBY County Total:</b>	<b>9</b>	<b>3</b>	<b>28</b>	<b>18</b>	<b>45</b>	<b>42</b>	<b>27</b>	<b>58</b>	<b>230</b>
<b>Seven Counties CMHC Region Total:</b>	<b>10</b>	<b>3</b>	<b>54</b>	<b>48</b>	<b>315</b>	<b>620</b>	<b>405</b>	<b>997</b>	<b>2,452</b>
<b>State Total</b>	<b>236</b>	<b>149</b>	<b>840</b>	<b>647</b>	<b>1,185</b>	<b>2,017</b>	<b>1,024</b>	<b>2,598</b>	<b>8,696</b>

\*CMHC - Community Mental Health Center

\*SMI - Severe Mental Illness

## 2023 ANNUAL KENTUCKY LONG TERM CARE UTILIZATION AND SERVICE REPORT

### Table 2C - Personal Care Bed Census & Inpatient Days for Individuals With SMI

CMHC Region / County / Facility	18-34		35-64		65-84		85 & Older		Total	
	SMI Census	SMI Inpatient Days	SMI Census	SMI Inpatient Days	SMI Census	SMI Inpatient Days	SMI Census	SMI Inpatient Days	SMI Census	SMI Inpatient Days
<b>Adanta</b>										
<b>MCCREARY</b>										
Cumberland Manor Rest Home I LLC	5	1685	39	9436	10	3370	0	0	54	14,491
<b>MCCREARY County Total:</b>	<b>5</b>	<b>1,685</b>	<b>39</b>	<b>9,436</b>	<b>10</b>	<b>3,370</b>	<b>0</b>	<b>0</b>	<b>54</b>	<b>14,491</b>
<b>PULASKI</b>										
Bluegrass Senior Living Somerset	0	0	0	0	0	0	0	0	0	0
Crestview Personal Care	0	0	11	3434	7	2555	0	0	18	5,989
<b>PULASKI County Total:</b>	<b>0</b>	<b>0</b>	<b>11</b>	<b>3,434</b>	<b>7</b>	<b>2,555</b>	<b>0</b>	<b>0</b>	<b>18</b>	<b>5,989</b>
<b>TAYLOR</b>										
Bluegrass Way	0	0	0	0	0	0	0	0	0	0
<b>TAYLOR County Total:</b>	<b>0</b>	<b>0</b>	<b>0</b>	<b>0</b>	<b>0</b>	<b>0</b>	<b>0</b>	<b>0</b>	<b>0</b>	<b>0</b>
<b>WAYNE</b>										
Dishman Personal Care Home	0	0	0	0	0	0	0	0	0	0
<b>WAYNE County Total:</b>	<b>0</b>	<b>0</b>	<b>0</b>	<b>0</b>	<b>0</b>	<b>0</b>	<b>0</b>	<b>0</b>	<b>0</b>	<b>0</b>
<b>Adanta CMHC Total:</b>	<b>5</b>	<b>1,685</b>	<b>50</b>	<b>12,870</b>	<b>17</b>	<b>5,925</b>	<b>0</b>	<b>0</b>	<b>72</b>	<b>20,480</b>
<b>Bluegrass</b>										
<b>BOURBON</b>										
Bourbon Heights	0	0	0	0	0	0	0	0	0	0
<b>BOURBON County Total:</b>	<b>0</b>	<b>0</b>	<b>0</b>	<b>0</b>	<b>0</b>	<b>0</b>	<b>0</b>	<b>0</b>	<b>0</b>	<b>0</b>
<b>BOYLE</b>										
McDowell Place of Danville	0	0	0	0	0	0	0	0	0	0
Morning Pointe of Danville	0	0	0	0	1	365	0	0	1	365
Walkers Trail Senior Living	0	0	0	0	0	0	0	0	0	0
<b>BOYLE County Total:</b>	<b>0</b>	<b>0</b>	<b>0</b>	<b>0</b>	<b>1</b>	<b>365</b>	<b>0</b>	<b>0</b>	<b>1</b>	<b>365</b>

\*CMHC - Community Mental Health Center

\*SMI - Severe Mental Illness

**Table 2C - Personal Care Bed Census & Inpatient Days for Individuals With SMI**

CMHC Region / County / Facility	18-34		35-64		65-84		85 & Older		Total	
	SMI Census	SMI Inpatient Days	SMI Census	SMI Inpatient Days	SMI Census	SMI Inpatient Days	SMI Census	SMI Inpatient Days	SMI Census	SMI Inpatient Days
<b>CLARK</b>										
Boonesboro Trail Senior Living	0	0	0	0	0	0	0	0	0	0
<b>CLARK County Total:</b>	<b>0</b>	<b>0</b>	<b>0</b>	<b>0</b>	<b>0</b>	<b>0</b>	<b>0</b>	<b>0</b>	<b>0</b>	<b>0</b>
<b>ESTILL</b>										
Irvine Nursing and Rehabilitation	0	0	0	0	0	0	0	0	0	0
<b>ESTILL County Total:</b>	<b>0</b>	<b>0</b>	<b>0</b>	<b>0</b>	<b>0</b>	<b>0</b>	<b>0</b>	<b>0</b>	<b>0</b>	<b>0</b>
<b>FAYETTE</b>										
Cedarhurst of Beaumont	0	0	0	0	0	0	0	0	0	0
Central Ky Recovery Center Unit 1	0	0	0	0	0	0	0	0	0	0
Central KY Recovery Center Unit 2	9	1352	21	3227	3	765	0	0	33	5,344
Legacy Reserve at Fritz Farm	0	0	0	0	0	0	0	0	0	0
Lexington Country Place	0	0	0	0	0	0	0	0	0	0
Morning Pointe of Lexington	0	0	0	0	0	0	0	0	0	0
Morning Pointe of Lexington East	0	0	0	0	0	0	0	0	0	0
Preston Greens Senior Living	0	0	0	0	0	0	0	0	0	0
Richmond Place Senior Living	0	0	0	0	6	2151	3	444	9	2,595
Signature Healthcare at Tanbark Rehab	0	0	0	0	1	60	0	0	1	60
The Breckinridge	0	0	0	0	0	0	0	0	0	0
The Lantern at Morning Pointe	0	0	0	0	0	0	0	0	0	0
The Legacy at the Willows	0	0	0	0	0	0	0	0	0	0
The Willows at Citation	0	0	0	0	0	0	0	0	0	0
The Willows at Fritz Farm	0	0	0	0	0	0	0	0	0	0
The Willows at Hamburg	0	0	0	0	0	0	0	0	0	0
<b>FAYETTE County Total:</b>	<b>9</b>	<b>1,352</b>	<b>21</b>	<b>3,227</b>	<b>10</b>	<b>2,976</b>	<b>3</b>	<b>444</b>	<b>43</b>	<b>7,999</b>
<b>FRANKLIN</b>										
Dominion Senior Living of Frankfort	0	0	3	685	0	0	0	0	3	685
Morning Pointe of Frankfort	0	0	0	0	0	0	0	0	0	0

\*CMHC - Community Mental Health Center

\*SMI - Severe Mental Illness

**Table 2C - Personal Care Bed Census & Inpatient Days for Individuals With SMI**

CMHC Region / County / Facility	18-34		35-64		65-84		85 & Older		Total	
	SMI Census	SMI Inpatient Days	SMI Census	SMI Inpatient Days	SMI Census	SMI Inpatient Days	SMI Census	SMI Inpatient Days	SMI Census	SMI Inpatient Days
The Lantern at Morning Pointe of Frankfort	0	0	0	0	0	0	0	0	0	0
<b>FRANKLIN County Total:</b>	<b>0</b>	<b>0</b>	<b>3</b>	<b>685</b>	<b>0</b>	<b>0</b>	<b>0</b>	<b>0</b>	<b>3</b>	<b>685</b>
HARRISON										
Cedar Ridge Health Campus	0	0	0	0	0	0	0	0	0	0
Parkside Manor	0	0	0	0	0	0	0	0	0	0
Shady Lawn	5	1825	63	22995	32	11680	0	0	100	36,500
<b>HARRISON County Total:</b>	<b>5</b>	<b>1,825</b>	<b>63</b>	<b>22,995</b>	<b>32</b>	<b>11,680</b>	<b>0</b>	<b>0</b>	<b>100</b>	<b>36,500</b>
JESSAMINE										
Bridgepointe at Ashgrove Woods	0	0	0	0	0	0	0	0	0	0
Cedarhurst of Nicholasville	0	0	0	0	0	0	0	0	0	0
Rose Terrace, LLC	5	872	17	5869	24	7379	0	0	46	14,120
Wesley Village	0	0	0	0	0	0	0	0	0	0
<b>JESSAMINE County Total:</b>	<b>5</b>	<b>872</b>	<b>17</b>	<b>5,869</b>	<b>24</b>	<b>7,379</b>	<b>0</b>	<b>0</b>	<b>46</b>	<b>14,120</b>
LINCOLN										
Waynesburg Manor	0	0	0	0	0	0	0	0	0	0
<b>LINCOLN County Total:</b>	<b>0</b>	<b>0</b>	<b>0</b>	<b>0</b>	<b>0</b>	<b>0</b>	<b>0</b>	<b>0</b>	<b>0</b>	<b>0</b>
MADISON										
Dominion Senior Living of Richmond	0	0	0	0	0	0	0	0	0	0
Morning Pointe of Richmond	0	0	0	0	0	0	0	0	0	0
Telford Terrace	0	0	0	0	0	0	0	0	0	0
<b>MADISON County Total:</b>	<b>0</b>	<b>0</b>	<b>0</b>	<b>0</b>	<b>0</b>	<b>0</b>	<b>0</b>	<b>0</b>	<b>0</b>	<b>0</b>
MERCER										
The Willows at Harrodsburg	0	0	0	0	0	0	0	0	0	0
<b>MERCER County Total:</b>	<b>0</b>	<b>0</b>	<b>0</b>	<b>0</b>	<b>0</b>	<b>0</b>	<b>0</b>	<b>0</b>	<b>0</b>	<b>0</b>

\*CMHC - Community Mental Health Center

\*SMI - Severe Mental Illness

**Table 2C - Personal Care Bed Census & Inpatient Days for Individuals With SMI**

CMHC Region / County / Facility	18-34		35-64		65-84		85 & Older		Total	
	SMI Census	SMI Inpatient Days	SMI Census	SMI Inpatient Days	SMI Census	SMI Inpatient Days	SMI Census	SMI Inpatient Days	SMI Census	SMI Inpatient Days
<b>POWELL</b>										
Stanton Nursing and Rehabilitation Center	0	0	0	0	0	0	1	365	1	365
<b>POWELL County Total:</b>	<b>0</b>	<b>0</b>	<b>0</b>	<b>0</b>	<b>0</b>	<b>0</b>	<b>1</b>	<b>365</b>	<b>1</b>	<b>365</b>
<b>SCOTT</b>										
The Meadows At Windsor Gardens	0	0	0	0	0	0	0	0	0	0
<b>SCOTT County Total:</b>	<b>0</b>	<b>0</b>	<b>0</b>	<b>0</b>	<b>0</b>	<b>0</b>	<b>0</b>	<b>0</b>	<b>0</b>	<b>0</b>
<b>WOODFORD</b>										
Daisy Hill Senior Living	0	0	0	0	0	0	0	0	0	0
Taylor Manor Nursing Home	0	0	0	0	0	0	0	0	0	0
The Homeplace At Midway	0	0	0	0	0	0	0	0	0	0
<b>WOODFORD County Total:</b>	<b>0</b>	<b>0</b>	<b>0</b>	<b>0</b>	<b>0</b>	<b>0</b>	<b>0</b>	<b>0</b>	<b>0</b>	<b>0</b>
<b>Bluegrass CMHC Total:</b>	<b>19</b>	<b>4,049</b>	<b>104</b>	<b>32,776</b>	<b>67</b>	<b>22,400</b>	<b>4</b>	<b>809</b>	<b>194</b>	<b>60,034</b>
<b>Communicare</b>										
<b>GRAYSON</b>										
Grayson Nursing and Rehab Center	0	0	0	0	0	0	0	0	0	0
<b>GRAYSON County Total:</b>	<b>0</b>	<b>0</b>	<b>0</b>	<b>0</b>	<b>0</b>	<b>0</b>	<b>0</b>	<b>0</b>	<b>0</b>	<b>0</b>
<b>HARDIN</b>										
Helmwood Healthcare Center and Elizabeth Sanford Swope Personal Care	0	0	0	0	0	0	0	0	0	0
Peridot Senior Living	0	0	0	0	0	0	0	0	0	0
Signature Healthcare at North Hardin Rehab	0	0	0	0	0	0	0	0	0	0
<b>HARDIN County Total:</b>	<b>0</b>	<b>0</b>	<b>0</b>	<b>0</b>	<b>0</b>	<b>0</b>	<b>0</b>	<b>0</b>	<b>0</b>	<b>0</b>
<b>MARION</b>										
Loretto Living Center at Loretto Motherhouse Infirmary, Inc.	0	0	0	0	0	0	0	0	0	0

\*CMHC - Community Mental Health Center

\*SMI - Severe Mental Illness

**Table 2C - Personal Care Bed Census & Inpatient Days for Individuals With SMI**

CMHC Region / County / Facility	18-34		35-64		65-84		85 & Older		Total	
	SMI Census	SMI Inpatient Days	SMI Census	SMI Inpatient Days	SMI Census	SMI Inpatient Days	SMI Census	SMI Inpatient Days	SMI Census	SMI Inpatient Days
The Village of Lebanon II	0	0	0	0	0	0	0	0	0	0
<b>MARION County Total:</b>	<b>0</b>	<b>0</b>	<b>0</b>	<b>0</b>	<b>0</b>	<b>0</b>	<b>0</b>	<b>0</b>	<b>0</b>	<b>0</b>
NELSON										
Cooper Trail Senior Living	0	0	1	120	20	5510	21	5144	42	10,774
Windsor Gardens CCRC	0	0	0	0	0	0	0	0	0	0
<b>NELSON County Total:</b>	<b>0</b>	<b>0</b>	<b>1</b>	<b>120</b>	<b>20</b>	<b>5,510</b>	<b>21</b>	<b>5,144</b>	<b>42</b>	<b>10,774</b>
WASHINGTON										
Sansbury Care Center	0	0	0	0	0	0	0	0	0	0
<b>WASHINGTON County Total:</b>	<b>0</b>	<b>0</b>	<b>0</b>	<b>0</b>	<b>0</b>	<b>0</b>	<b>0</b>	<b>0</b>	<b>0</b>	<b>0</b>
<b>Communicare CMHC Total:</b>	<b>0</b>	<b>0</b>	<b>1</b>	<b>120</b>	<b>20</b>	<b>5,510</b>	<b>21</b>	<b>5,144</b>	<b>42</b>	<b>10,774</b>
Comprehend										
LEWIS										
Vanceburg Rehabilitation and Care	0	0	0	0	0	0	0	0	0	0
<b>LEWIS County Total:</b>	<b>0</b>	<b>0</b>	<b>0</b>	<b>0</b>	<b>0</b>	<b>0</b>	<b>0</b>	<b>0</b>	<b>0</b>	<b>0</b>
<b>Comprehend CMHC Total:</b>	<b>0</b>	<b>0</b>	<b>0</b>	<b>0</b>	<b>0</b>	<b>0</b>	<b>0</b>	<b>0</b>	<b>0</b>	<b>0</b>
Cumberland River										
BELL										
Generations Center of Middlesboro	6	2190	45	16425	37	13505	2	725	90	32,845
<b>BELL County Total:</b>	<b>6</b>	<b>2,190</b>	<b>45</b>	<b>16,425</b>	<b>37</b>	<b>13,505</b>	<b>2</b>	<b>725</b>	<b>90</b>	<b>32,845</b>
HARLAN										
The Laurels	0	0	47	17155	29	10585	1	365	77	28,105
<b>HARLAN County Total:</b>	<b>0</b>	<b>0</b>	<b>47</b>	<b>17,155</b>	<b>29</b>	<b>10,585</b>	<b>1</b>	<b>365</b>	<b>77</b>	<b>28,105</b>
KNOX										
Christian Health Center - Corbin	0	0	0	0	0	0	0	0	0	0
<b>KNOX County Total:</b>	<b>0</b>	<b>0</b>	<b>0</b>	<b>0</b>	<b>0</b>	<b>0</b>	<b>0</b>	<b>0</b>	<b>0</b>	<b>0</b>
<b>Cumberland River CMHC Total:</b>	<b>6</b>	<b>2,190</b>	<b>92</b>	<b>33,580</b>	<b>66</b>	<b>24,090</b>	<b>3</b>	<b>1,090</b>	<b>167</b>	<b>60,950</b>

\*CMHC - Community Mental Health Center

\*SMI - Severe Mental Illness

**Table 2C - Personal Care Bed Census & Inpatient Days for Individuals With SMI**

CMHC Region / County / Facility	18-34		35-64		65-84		85 & Older		Total	
	SMI Census	SMI Inpatient Days	SMI Census	SMI Inpatient Days	SMI Census	SMI Inpatient Days	SMI Census	SMI Inpatient Days	SMI Census	SMI Inpatient Days
<b>Four Rivers</b>										
<b>CALLOWAY</b>										
Gardens At Hickory Woods	0	0	0	0	0	0	0	0	0	0
<b>CALLOWAY County Total:</b>	<b>0</b>	<b>0</b>	<b>0</b>	<b>0</b>	<b>0</b>	<b>0</b>	<b>0</b>	<b>0</b>	<b>0</b>	<b>0</b>
<b>CARLISLE</b>										
Countryside Center	0	0	0	0	0	0	0	0	0	0
<b>CARLISLE County Total:</b>	<b>0</b>	<b>0</b>	<b>0</b>	<b>0</b>	<b>0</b>	<b>0</b>	<b>0</b>	<b>0</b>	<b>0</b>	<b>0</b>
<b>GRAVES</b>										
Fern Terrace of Mayfield	40	14400	55	19800	26	9361	0	0	121	43,561
<b>GRAVES County Total:</b>	<b>40</b>	<b>14,400</b>	<b>55</b>	<b>19,800</b>	<b>26</b>	<b>9,361</b>	<b>0</b>	<b>0</b>	<b>121</b>	<b>43,561</b>
<b>HICKMAN</b>										
Clinton Hickman County Nursing Facility	0	0	0	0	0	0	0	0	0	0
Clinton Place	0	0	0	0	0	0	0	0	0	0
<b>HICKMAN County Total:</b>	<b>0</b>	<b>0</b>	<b>0</b>	<b>0</b>	<b>0</b>	<b>0</b>	<b>0</b>	<b>0</b>	<b>0</b>	<b>0</b>
<b>MCCRACKEN</b>										
Charter Senior Living of Paducah	0	0	0	0	0	0	0	0	0	0
Gaither Suites at West Park	0	0	0	0	0	0	0	0	0	0
<b>MCCRACKEN County Total:</b>	<b>0</b>	<b>0</b>	<b>0</b>	<b>0</b>	<b>0</b>	<b>0</b>	<b>0</b>	<b>0</b>	<b>0</b>	<b>0</b>
<b>Four Rivers CMHC Total:</b>	<b>40</b>	<b>14,400</b>	<b>55</b>	<b>19,800</b>	<b>26</b>	<b>9,361</b>	<b>0</b>	<b>0</b>	<b>121</b>	<b>43,561</b>
<b>Kentucky River</b>										
<b>KNOTT</b>										
Golden Years Rest Home	58	58	56	56	10	10	0	0	124	124
<b>KNOTT County Total:</b>	<b>58</b>	<b>58</b>	<b>56</b>	<b>56</b>	<b>10</b>	<b>10</b>	<b>0</b>	<b>0</b>	<b>124</b>	<b>124</b>
<b>Kentucky River CMHC Total:</b>	<b>58</b>	<b>58</b>	<b>56</b>	<b>56</b>	<b>10</b>	<b>10</b>	<b>0</b>	<b>0</b>	<b>124</b>	<b>124</b>

\*CMHC - Community Mental Health Center

\*SMI - Severe Mental Illness



**Table 2C - Personal Care Bed Census & Inpatient Days for Individuals With SMI**

CMHC Region / County / Facility	18-34		35-64		65-84		85 & Older		Total	
	SMI Census	SMI Inpatient Days	SMI Census	SMI Inpatient Days	SMI Census	SMI Inpatient Days	SMI Census	SMI Inpatient Days	SMI Census	SMI Inpatient Days
<b>LifeSkills</b>										
<b>ALLEN</b>										
Cornerstone Manor	0	0	0	0	0	0	0	0	0	0
Scottsville Manor	2	429	29	7422	13	2496	0	0	44	10,347
<b>ALLEN County Total:</b>	<b>2</b>	<b>429</b>	<b>29</b>	<b>7,422</b>	<b>13</b>	<b>2,496</b>	<b>0</b>	<b>0</b>	<b>44</b>	<b>10,347</b>
<b>EDMONSON</b>										
Edmonson Center	0	0	1	140	3	618	1	365	5	1,123
<b>EDMONSON County Total:</b>	<b>0</b>	<b>0</b>	<b>1</b>	<b>140</b>	<b>3</b>	<b>618</b>	<b>1</b>	<b>365</b>	<b>5</b>	<b>1,123</b>
<b>HART</b>										
Hart County Manor	0	0	0	0	0	0	0	0	0	0
<b>HART County Total:</b>	<b>0</b>	<b>0</b>	<b>0</b>	<b>0</b>	<b>0</b>	<b>0</b>	<b>0</b>	<b>0</b>	<b>0</b>	<b>0</b>
<b>METCALFE</b>										
Harpers Home for the Aged	0	0	0	0	0	0	0	0	0	0
Metcalfe Health Care Center	0	0	0	0	0	0	0	0	0	0
<b>METCALFE County Total:</b>	<b>0</b>	<b>0</b>	<b>0</b>	<b>0</b>	<b>0</b>	<b>0</b>	<b>0</b>	<b>0</b>	<b>0</b>	<b>0</b>
<b>WARREN</b>										
Christian Health Center of Bowling Green	0	0	0	0	0	0	0	0	0	0
Fern Terrace of Bowling Green	0	0	49	14108	36	10060	1	86	86	24,254
The Haven At Massey Springs	0	0	0	0	0	0	0	0	0	0
<b>WARREN County Total:</b>	<b>0</b>	<b>0</b>	<b>49</b>	<b>14,108</b>	<b>36</b>	<b>10,060</b>	<b>1</b>	<b>86</b>	<b>86</b>	<b>24,254</b>
<b>LifeSkills CMHC Total:</b>	<b>2</b>	<b>429</b>	<b>79</b>	<b>21,670</b>	<b>52</b>	<b>13,174</b>	<b>2</b>	<b>451</b>	<b>135</b>	<b>35,724</b>
<b>Mountain</b>										
<b>JOHNSON</b>										
Venture Home of Paintsville	26	9490	47	17029	10	3650	0	0	83	30,169
<b>JOHNSON County Total:</b>	<b>26</b>	<b>9,490</b>	<b>47</b>	<b>17,029</b>	<b>10</b>	<b>3,650</b>	<b>0</b>	<b>0</b>	<b>83</b>	<b>30,169</b>

\*CMHC - Community Mental Health Center

\*SMI - Severe Mental Illness

**Table 2C - Personal Care Bed Census & Inpatient Days for Individuals With SMI**

CMHC Region / County / Facility	18-34		35-64		65-84		85 & Older		Total	
	SMI Census	SMI Inpatient Days	SMI Census	SMI Inpatient Days	SMI Census	SMI Inpatient Days	SMI Census	SMI Inpatient Days	SMI Census	SMI Inpatient Days
<b>MAGOFFIN</b>										
Salyersville Nursing and Rehabilitation Center	0	0	0	0	0	0	0	0	0	0
<b>MAGOFFIN County Total:</b>	<b>0</b>	<b>0</b>	<b>0</b>	<b>0</b>	<b>0</b>	<b>0</b>	<b>0</b>	<b>0</b>	<b>0</b>	<b>0</b>
<b>PIKE</b>										
Good Shepherd Community Nursing Center	0	0	0	0	0	0	0	0	0	0
<b>PIKE County Total:</b>	<b>0</b>	<b>0</b>	<b>0</b>	<b>0</b>	<b>0</b>	<b>0</b>	<b>0</b>	<b>0</b>	<b>0</b>	<b>0</b>
<b>Mountain CMHC Total:</b>	<b>26</b>	<b>9,490</b>	<b>47</b>	<b>17,029</b>	<b>10</b>	<b>3,650</b>	<b>0</b>	<b>0</b>	<b>83</b>	<b>30,169</b>
<b>NorthKey</b>										
<b>BOONE</b>										
Colonial Heights Senior Living	0	0	0	0	0	0	0	0	0	0
Dominion Senior Living of Florence	0	0	0	0	0	0	0	0	0	0
<b>BOONE County Total:</b>	<b>0</b>	<b>0</b>	<b>0</b>	<b>0</b>	<b>0</b>	<b>0</b>	<b>0</b>	<b>0</b>	<b>0</b>	<b>0</b>
<b>CAMPBELL</b>										
Carmel Manor	0	0	0	0	2	447	0	0	2	447
The Seasons at Alexandria	0	0	0	0	0	0	0	0	0	0
<b>CAMPBELL County Total:</b>	<b>0</b>	<b>0</b>	<b>0</b>	<b>0</b>	<b>2</b>	<b>447</b>	<b>0</b>	<b>0</b>	<b>2</b>	<b>447</b>
<b>CARROLL</b>										
Carrollton Manor	3	501	21	5743	16	4291	0	0	40	10,535
Valley Haven Rest Home	4	1460	26	9490	18	6570	0	0	48	17,520
<b>CARROLL County Total:</b>	<b>7</b>	<b>1,961</b>	<b>47</b>	<b>15,233</b>	<b>34</b>	<b>10,861</b>	<b>0</b>	<b>0</b>	<b>88</b>	<b>28,055</b>
<b>GRANT</b>										
Jonesville Rest Home	6	1235	18	4446	3	741	0	0	27	6,422
<b>GRANT County Total:</b>	<b>6</b>	<b>1,235</b>	<b>18</b>	<b>4,446</b>	<b>3</b>	<b>741</b>	<b>0</b>	<b>0</b>	<b>27</b>	<b>6,422</b>
<b>KENTON</b>										
Covington Ladies Home	0	0	0	0	0	0	0	0	0	0
Ivy Knoll	0	0	4	642	17	4015	11	1884	32	6,541

\*CMHC - Community Mental Health Center

\*SMI - Severe Mental Illness

**Table 2C - Personal Care Bed Census & Inpatient Days for Individuals With SMI**

CMHC Region / County / Facility	18-34		35-64		65-84		85 & Older		Total	
	SMI Census	SMI Inpatient Days	SMI Census	SMI Inpatient Days	SMI Census	SMI Inpatient Days	SMI Census	SMI Inpatient Days	SMI Census	SMI Inpatient Days
Madonna Manor	0	0	0	0	2	183	1	106	3	289
Regency Manor	1	1	5	5	52	52	0	0	58	58
Regency Manor North	0	0	7	1952	16	4781	0	0	23	6,733
Rosedale Green	0	0	0	0	0	0	0	0	0	0
St. Charles Care Center	0	0	0	0	0	0	0	0	0	0
The Summit of Edgewood	0	0	0	0	0	0	0	0	0	0
<b>KENTON County Total:</b>	<b>1</b>	<b>1</b>	<b>16</b>	<b>2,599</b>	<b>87</b>	<b>9,031</b>	<b>12</b>	<b>1,990</b>	<b>116</b>	<b>13,621</b>
PENDLETON										
Falmouth Personal Care Home	9	3285	21	7665	3	1095	0	0	33	12,045
The Front Gate	1	365	12	3780	9	2696	0	0	22	6,841
<b>PENDLETON County Total:</b>	<b>10</b>	<b>3,650</b>	<b>33</b>	<b>11,445</b>	<b>12</b>	<b>3,791</b>	<b>0</b>	<b>0</b>	<b>55</b>	<b>18,886</b>
<b>NorthKey CMHC Total:</b>	<b>24</b>	<b>6,847</b>	<b>114</b>	<b>33,723</b>	<b>138</b>	<b>24,871</b>	<b>12</b>	<b>1,990</b>	<b>288</b>	<b>67,431</b>
Pathways										
BOYD										
Genesis Health of Ashland	10	3650	11	4015	4	1460	0	0	25	9,125
Genesis II Health	10	3650	16	5840	0	0	1	365	27	9,855
Kings Daughters and Sons Home	0	0	0	0	0	0	0	0	0	0
<b>BOYD County Total:</b>	<b>20</b>	<b>7,300</b>	<b>27</b>	<b>9,855</b>	<b>4</b>	<b>1,460</b>	<b>1</b>	<b>365</b>	<b>52</b>	<b>18,980</b>
GREENUP										
Frasures Personal Care Home	8	2895	50	14391	15	3277	0	0	73	20,563
Morning Pointe of Russell	0	0	0	0	2	730	3	1074	5	1,804
The Lantern At Morning Pointe	0	0	0	0	1	159	7	1239	8	1,398
Alzheimers and Memory Care										
Trinity Station Retirement Community	0	0	0	0	0	0	0	0	0	0
<b>GREENUP County Total:</b>	<b>8</b>	<b>2,895</b>	<b>50</b>	<b>14,391</b>	<b>18</b>	<b>4,166</b>	<b>10</b>	<b>2,313</b>	<b>86</b>	<b>23,765</b>
LAWRENCE										
The Jordan Center	0	0	0	0	0	0	0	0	0	0
<b>LAWRENCE County Total:</b>	<b>0</b>	<b>0</b>	<b>0</b>	<b>0</b>	<b>0</b>	<b>0</b>	<b>0</b>	<b>0</b>	<b>0</b>	<b>0</b>

\*CMHC - Community Mental Health Center

\*SMI - Severe Mental Illness

**Table 2C - Personal Care Bed Census & Inpatient Days for Individuals With SMI**

CMHC Region / County / Facility	18-34		35-64		65-84		85 & Older		Total	
	SMI Census	SMI Inpatient Days	SMI Census	SMI Inpatient Days	SMI Census	SMI Inpatient Days	SMI Census	SMI Inpatient Days	SMI Census	SMI Inpatient Days
<b>MENIFEE</b>										
Edgewood Estates	0	0	3	1095	0	0	0	0	3	1,095
<b>MENIFEE County Total:</b>	<b>0</b>	<b>0</b>	<b>3</b>	<b>1,095</b>	<b>0</b>	<b>0</b>	<b>0</b>	<b>0</b>	<b>3</b>	<b>1,095</b>
<b>MONTGOMERY</b>										
Regency Memory Care	0	0	0	0	0	0	0	0	0	0
<b>MONTGOMERY County Total:</b>	<b>0</b>	<b>0</b>	<b>0</b>	<b>0</b>	<b>0</b>	<b>0</b>	<b>0</b>	<b>0</b>	<b>0</b>	<b>0</b>
<b>MORGAN</b>										
West Liberty Nursing and Rehabilitation Center	0	0	0	0	0	0	0	0	0	0
<b>MORGAN County Total:</b>	<b>0</b>	<b>0</b>	<b>0</b>	<b>0</b>	<b>0</b>	<b>0</b>	<b>0</b>	<b>0</b>	<b>0</b>	<b>0</b>
<b>Pathways CMHC Total:</b>	<b>28</b>	<b>10,195</b>	<b>80</b>	<b>25,341</b>	<b>22</b>	<b>5,626</b>	<b>11</b>	<b>2,678</b>	<b>141</b>	<b>43,840</b>
<b>Pennyroyal</b>										
<b>CALDWELL</b>										
Highland Homes, Inc.	11	4015	81	29565	24	8760	0	0	116	42,340
<b>CALDWELL County Total:</b>	<b>11</b>	<b>4,015</b>	<b>81</b>	<b>29,565</b>	<b>24</b>	<b>8,760</b>	<b>0</b>	<b>0</b>	<b>116</b>	<b>42,340</b>
<b>CHRISTIAN</b>										
Charter Senior Living of Hopkinsville	0	0	0	0	0	0	0	0	0	0
Christian County Manor	17	730	51	730	42	730	0	0	110	2,190
Christian Health Center, Hopkinsville	0	0	0	0	0	0	0	0	0	0
Pennyryle Home	0	0	29	9421	30	9289	1	365	60	19,075
<b>CHRISTIAN County Total:</b>	<b>17</b>	<b>730</b>	<b>80</b>	<b>10,151</b>	<b>72</b>	<b>10,019</b>	<b>1</b>	<b>365</b>	<b>170</b>	<b>21,265</b>
<b>CRITTENDEN</b>										
Crittenden County Health and Rehabilitation Center	0	0	0	0	0	0	0	0	0	0
<b>CRITTENDEN County Total:</b>	<b>0</b>	<b>0</b>	<b>0</b>	<b>0</b>	<b>0</b>	<b>0</b>	<b>0</b>	<b>0</b>	<b>0</b>	<b>0</b>

\*CMHC - Community Mental Health Center

\*SMI - Severe Mental Illness

**Table 2C - Personal Care Bed Census & Inpatient Days for Individuals With SMI**

CMHC Region / County / Facility	18-34		35-64		65-84		85 & Older		Total	
	SMI Census	SMI Inpatient Days	SMI Census	SMI Inpatient Days	SMI Census	SMI Inpatient Days	SMI Census	SMI Inpatient Days	SMI Census	SMI Inpatient Days
<b>HOPKINS</b>										
Madisonville Rest Home I LLC	7	2555	34	12410	10	3650	0	0	51	18,615
The Homestead	11	2711	51	12817	13	3452	0	0	75	18,980
<b>HOPKINS County Total:</b>	<b>18</b>	<b>5,266</b>	<b>85</b>	<b>25,227</b>	<b>23</b>	<b>7,102</b>	<b>0</b>	<b>0</b>	<b>126</b>	<b>37,595</b>
<b>LYON</b>										
Rivers Bend Retirement Community	0	0	0	0	0	0	0	0	0	0
<b>LYON County Total:</b>	<b>0</b>	<b>0</b>	<b>0</b>	<b>0</b>	<b>0</b>	<b>0</b>	<b>0</b>	<b>0</b>	<b>0</b>	<b>0</b>
<b>MUHLENBERG</b>										
Greenville Nursing and Rehabilitation	0	0	0	0	0	0	0	0	0	0
Sparks Nursing Center	1	30	30	7502	26	6143	2	730	59	14,405
<b>MUHLENBERG County Total:</b>	<b>1</b>	<b>30</b>	<b>30</b>	<b>7,502</b>	<b>26</b>	<b>6,143</b>	<b>2</b>	<b>730</b>	<b>59</b>	<b>14,405</b>
<b>TRIGG</b>										
Better Senior Living	0	0	102	730	0	0	0	0	102	730
<b>TRIGG County Total:</b>	<b>0</b>	<b>0</b>	<b>102</b>	<b>730</b>	<b>0</b>	<b>0</b>	<b>0</b>	<b>0</b>	<b>102</b>	<b>730</b>
<b>Pennyroyal CMHC Total:</b>	<b>47</b>	<b>10,041</b>	<b>378</b>	<b>73,175</b>	<b>145</b>	<b>32,024</b>	<b>3</b>	<b>1,095</b>	<b>573</b>	<b>116,335</b>
<b>River Valley</b>										
<b>DAVISS</b>										
Calumet Trace Senior Living	0	0	0	0	0	0	0	0	0	0
Carmel Home	0	0	0	0	0	0	0	0	0	0
Cedarhurst of Owensboro	0	0	0	0	0	0	0	0	0	0
Chautauqua Health and Rehab	0	0	3	608	8	1661	0	0	11	2,269
Davco Rest Home	10	2406	78	20034	24	6477	0	0	112	28,917
Fern Terrace of Owensboro, LLC	0	0	26	6011	44	9403	1	348	71	15,762
<b>DAVISS County Total:</b>	<b>10</b>	<b>2,406</b>	<b>107</b>	<b>26,653</b>	<b>76</b>	<b>17,541</b>	<b>1</b>	<b>348</b>	<b>194</b>	<b>46,948</b>
<b>HANCOCK</b>										
Lewisport Rest Home I LLC	30	10950	23	8395	7	2555	4	1460	64	23,360
<b>HANCOCK County Total:</b>	<b>30</b>	<b>10,950</b>	<b>23</b>	<b>8,395</b>	<b>7</b>	<b>2,555</b>	<b>4</b>	<b>1,460</b>	<b>64</b>	<b>23,360</b>

\*CMHC - Community Mental Health Center

\*SMI - Severe Mental Illness

**Table 2C - Personal Care Bed Census & Inpatient Days for Individuals With SMI**

CMHC Region / County / Facility	18-34		35-64		65-84		85 & Older		Total	
	SMI Census	SMI Inpatient Days	SMI Census	SMI Inpatient Days	SMI Census	SMI Inpatient Days	SMI Census	SMI Inpatient Days	SMI Census	SMI Inpatient Days
<b>HENDERSON</b>										
Henderson Manor	17	6205	20	7300	8	1790	0	0	45	15,295
HOH Healthcare, LLC	0	0	0	0	0	0	0	0	0	0
<b>HENDERSON County Total:</b>	<b>17</b>	<b>6,205</b>	<b>20</b>	<b>7,300</b>	<b>8</b>	<b>1,790</b>	<b>0</b>	<b>0</b>	<b>45</b>	<b>15,295</b>
<b>OHIO</b>										
Beaver Dam Nursing and Rehab Center	0	0	4	749	6	1670	0	0	10	2,419
<b>OHIO County Total:</b>	<b>0</b>	<b>0</b>	<b>4</b>	<b>749</b>	<b>6</b>	<b>1,670</b>	<b>0</b>	<b>0</b>	<b>10</b>	<b>2,419</b>
<b>River Valley CMHC Total:</b>	<b>57</b>	<b>19,561</b>	<b>154</b>	<b>43,097</b>	<b>97</b>	<b>23,556</b>	<b>5</b>	<b>1,808</b>	<b>313</b>	<b>88,022</b>
<b>Seven Counties</b>										
<b>BULLITT</b>										
Colonial House of Shepherdsville	1	365	41	14965	30	10950	0	0	72	26,280
Sanders Ridge Health Campus	0	0	0	0	0	0	0	0	0	0
<b>BULLITT County Total:</b>	<b>1</b>	<b>365</b>	<b>41</b>	<b>14,965</b>	<b>30</b>	<b>10,950</b>	<b>0</b>	<b>0</b>	<b>72</b>	<b>26,280</b>
<b>JEFFERSON</b>										
Anthology of Louisville	0	0	0	0	0	0	0	0	0	0
Arcadia Senior Living Louisville	0	0	0	0	0	0	0	0	0	0
Barton House of Louisville 1	0	0	0	0	0	0	0	0	0	0
Belmont Village	0	0	0	0	0	0	0	0	0	0
Brookdale Stonestreet	0	0	0	0	0	0	0	0	0	0
Dominion Senior Living of Louisville	0	0	0	0	1	365	0	0	1	365
Eastern Star Home in KY	0	0	0	0	2	2	2	2	4	4
Episcopal Church Home	0	0	0	0	0	0	0	0	0	0
Forest Hills Commons	0	0	0	0	0	0	0	0	0	0
Forest Springs Health Campus	0	0	0	0	5	922	7	2045	12	2,967
Glen Ridge Health Campus	0	0	0	0	0	0	0	0	0	0
Hallmark House Louisville II	0	0	0	0	0	0	0	0	0	0
Harmony at Tucker Station	0	0	0	0	0	0	0	0	0	0
Little Sisters of the Poor	0	0	0	0	0	0	0	0	0	0

\*CMHC - Community Mental Health Center

\*SMI - Severe Mental Illness

**Table 2C - Personal Care Bed Census & Inpatient Days for Individuals With SMI**

CMHC Region / County / Facility	18-34		35-64		65-84		85 & Older		Total	
	SMI Census	SMI Inpatient Days	SMI Census	SMI Inpatient Days	SMI Census	SMI Inpatient Days	SMI Census	SMI Inpatient Days	SMI Census	SMI Inpatient Days
Louisville Protestant Altenheim	0	0	0	0	0	0	0	0	0	0
Masonic Home of Louisville	0	0	1	365	0	0	0	0	1	365
Morning Pointe of Louisville at South Hurstbourne	0	0	1	293	0	0	0	0	1	293
Nazareth Home	0	0	0	0	18	18	35	35	53	53
Nazareth Home Clifton	0	0	0	0	0	0	0	0	0	0
Parrs at Springhurst	0	0	0	0	0	0	0	0	0	0
Rose Anna Hughes Home	0	0	0	0	0	0	0	0	0	0
Storypoint Prospect	0	0	0	0	0	0	0	0	0	0
Sunrise of Louisville	0	0	0	0	0	0	1	365	1	365
Symphony at Valley Farms	0	0	0	0	0	0	0	0	0	0
The Enclave of East Louisville	0	0	0	0	0	0	0	0	0	0
The Forum at Brookside	0	0	0	0	0	0	1	191	1	191
The Lantern At Morning Pointe (Louisville)	0	0	0	0	0	0	0	0	0	0
The Legacy at English Station	0	0	0	0	2	587	0	0	2	587
The Pinnacle of Louisville	0	0	0	0	0	0	0	0	0	0
The Spring House at Louisville	0	0	0	0	0	0	0	0	0	0
The Springs at Stony Brook	0	0	0	0	2	460	1	114	3	574
The Willows at Springhurst	0	0	0	0	0	0	0	0	0	0
Treyton Oaks Towers	0	0	0	0	7	1983	7	2450	14	4,433
Wesley Manor	0	0	0	0	0	0	0	0	0	0
Westminster Terrace	0	0	0	0	0	0	0	0	0	0
Westport Place Health Campus	0	0	0	0	0	0	0	0	0	0
<b>JEFFERSON County Total:</b>	<b>0</b>	<b>0</b>	<b>2</b>	<b>658</b>	<b>37</b>	<b>4,337</b>	<b>54</b>	<b>5,202</b>	<b>93</b>	<b>10,197</b>
OLDHAM										
The Springs at Oldham Reserve	0	0	0	0	0	0	0	0	0	0
<b>OLDHAM County Total:</b>	<b>0</b>	<b>0</b>	<b>0</b>	<b>0</b>	<b>0</b>	<b>0</b>	<b>0</b>	<b>0</b>	<b>0</b>	<b>0</b>
SHELBY										
Colonial Hall Manor	12	1954	40	10092	30	7245	0	0	82	19,291

\*CMHC - Community Mental Health Center

\*SMI - Severe Mental Illness

**Table 2C - Personal Care Bed Census & Inpatient Days for Individuals With SMI**

CMHC Region / County / Facility	18-34		35-64		65-84		85 & Older		Total	
	SMI Census	SMI Inpatient Days	SMI Census	SMI Inpatient Days	SMI Census	SMI Inpatient Days	SMI Census	SMI Inpatient Days	SMI Census	SMI Inpatient Days
Masonic Home of Shelbyville	0	0	0	0	0	0	0	0	0	0
Shelby Farms Senior Living	0	0	0	0	0	0	0	0	0	0
<b>SHELBY County Total:</b>	<b>12</b>	<b>1,954</b>	<b>40</b>	<b>10,092</b>	<b>30</b>	<b>7,245</b>	<b>0</b>	<b>0</b>	<b>82</b>	<b>19,291</b>
<b>Seven Counties CMHC Total:</b>	<b>13</b>	<b>2,319</b>	<b>83</b>	<b>25,715</b>	<b>97</b>	<b>22,532</b>	<b>54</b>	<b>5,202</b>	<b>247</b>	<b>55,768</b>
<b>State Total</b>	<b>325</b>	<b>81,264</b>	<b>1,293</b>	<b>338,952</b>	<b>767</b>	<b>192,729</b>	<b>115</b>	<b>20,267</b>	<b>2,500</b>	<b>633,212</b>

\*CMHC - Community Mental Health Center

\*SMI - Severe Mental Illness



# 2023 ANNUAL KENTUCKY LONG TERM CARE UTILIZATION AND SERVICE REPORT

## Table 2CC - Personal Care Bed Census & Inpatient Days

### Residents With SMI Receiving State Supplementation

CMHC Region / County / Facility	18-34		35-64		65-84		85 & Older		Total	
	SMI State Supp. Census	SMI State Supp. Inpatient Days	SMI State Supp. Census	SMI State Supp. Inpatient Days	SMI State Supp. Census	SMI State Supp. Inpatient Days	SMI State Supp. Census	SMI State Supp. Inpatient Days	SMI & State Supp. Census	SMI & State Supp. Inpatient Days
<b>Adanta</b>										
<b>MCCREARY</b>										
Cumberland Manor Rest Home I LLC	5	1685	39	9436	9	2696	0	0	53	13,817
<b>MCCREARY County Total:</b>	<b>5</b>	<b>1,685</b>	<b>39</b>	<b>9,436</b>	<b>9</b>	<b>2,696</b>	<b>0</b>	<b>0</b>	<b>53</b>	<b>13,817</b>
<b>PULASKI</b>										
Bluegrass Senior Living Somerset	0	0	0	0	0	0	0	0	0	0
Crestview Personal Care	0	0	11	3434	7	2555	0	0	18	5,989
<b>PULASKI County Total:</b>	<b>0</b>	<b>0</b>	<b>11</b>	<b>3,434</b>	<b>7</b>	<b>2,555</b>	<b>0</b>	<b>0</b>	<b>18</b>	<b>5,989</b>
<b>TAYLOR</b>										
Bluegrass Way	0	0	0	0	0	0	0	0	0	0
<b>TAYLOR County Total:</b>	<b>0</b>	<b>0</b>	<b>0</b>	<b>0</b>	<b>0</b>	<b>0</b>	<b>0</b>	<b>0</b>	<b>0</b>	<b>0</b>
<b>WAYNE</b>										
Dishman Personal Care Home	0	0	0	0	0	0	0	0	0	0
<b>WAYNE County Total:</b>	<b>0</b>	<b>0</b>	<b>0</b>	<b>0</b>	<b>0</b>	<b>0</b>	<b>0</b>	<b>0</b>	<b>0</b>	<b>0</b>
<b>Adanta CMHC Total:</b>	<b>5</b>	<b>1,685</b>	<b>50</b>	<b>12,870</b>	<b>16</b>	<b>5,251</b>	<b>0</b>	<b>0</b>	<b>71</b>	<b>19,806</b>
<b>Bluegrass</b>										
<b>BOURBON</b>										
Bourbon Heights	0	0	0	0	0	0	0	0	0	0
<b>BOURBON County Total:</b>	<b>0</b>	<b>0</b>	<b>0</b>	<b>0</b>	<b>0</b>	<b>0</b>	<b>0</b>	<b>0</b>	<b>0</b>	<b>0</b>

\*CMHC - Community Mental Health Center

\*SMI - Severe Mental Illness

\*State Supp. - Supplementation for needy persons who are aged, blind or have a disability (KRS 205.245)

**Table 2CC - Personal Care Bed Census & Inpatient Days**

**Residents With SMI Receiving State Supplementation**

CMHC Region / County / Facility	18-34		35-64		65-84		85 & Older		Total	
	SMI State Supp. Census	SMI State Supp. Inpatient Days	SMI State Supp. Census	SMI State Supp. Inpatient Days	SMI State Supp. Census	SMI State Supp. Inpatient Days	SMI State Supp. Census	SMI State Supp. Inpatient Days	SMI & State Supp. Census	SMI & State Supp. Inpatient Days
<b>BOYLE</b>										
McDowell Place of Danville	0	0	0	0	0	0	0	0	0	0
Morning Pointe of Danville	0	0	0	0	0	0	0	0	0	0
Walkers Trail Senior Living	0	0	0	0	0	0	0	0	0	0
<b>BOYLE County Total:</b>	<b>0</b>	<b>0</b>	<b>0</b>	<b>0</b>	<b>0</b>	<b>0</b>	<b>0</b>	<b>0</b>	<b>0</b>	<b>0</b>
<b>CLARK</b>										
Boonesboro Trail Senior Living	0	0	0	0	0	0	0	0	0	0
<b>CLARK County Total:</b>	<b>0</b>	<b>0</b>	<b>0</b>	<b>0</b>	<b>0</b>	<b>0</b>	<b>0</b>	<b>0</b>	<b>0</b>	<b>0</b>
<b>ESTILL</b>										
Irvine Nursing and Rehabilitation	0	0	0	0	0	0	0	0	0	0
<b>ESTILL County Total:</b>	<b>0</b>	<b>0</b>	<b>0</b>	<b>0</b>	<b>0</b>	<b>0</b>	<b>0</b>	<b>0</b>	<b>0</b>	<b>0</b>
<b>FAYETTE</b>										
Cedarhurst of Beaumont	0	0	0	0	0	0	0	0	0	0
Central Ky Recovery Center Unit 1	0	0	0	0	0	0	0	0	0	0
Central KY Recovery Center Unit 2	5	789	13	2048	1	355	0	0	19	3,192
Legacy Reserve at Fritz Farm	0	0	0	0	0	0	0	0	0	0
Lexington Country Place	0	0	0	0	0	0	0	0	0	0
Morning Pointe of Lexington	0	0	0	0	0	0	0	0	0	0
Morning Pointe of Lexington East	0	0	0	0	0	0	0	0	0	0

\*CMHC - Community Mental Health Center

\*SMI - Severe Mental Illness

\*State Supp. - Supplementation for needy persons who are aged, blind or have a disability (KRS 205.245)

**Table 2CC - Personal Care Bed Census & Inpatient Days**

**Residents With SMI Receiving State Supplementation**

CMHC Region / County / Facility	18-34		35-64		65-84		85 & Older		Total	
	SMI State Supp. Census	SMI State Supp. Inpatient Days	SMI State Supp. Census	SMI State Supp. Inpatient Days	SMI State Supp. Census	SMI State Supp. Inpatient Days	SMI State Supp. Census	SMI State Supp. Inpatient Days	SMI & State Supp. Census	SMI & State Supp. Inpatient Days
Preston Greens Senior Living	0	0	0	0	0	0	0	0	0	0
Richmond Place Senior Living	0	0	0	0	0	0	0	0	0	0
Signature Healthcare at Tanbark Rehab	0	0	0	0	0	0	0	0	0	0
The Breckinridge	0	0	0	0	0	0	0	0	0	0
The Lantern at Morning Pointe	0	0	0	0	0	0	0	0	0	0
The Legacy at the Willows	0	0	0	0	0	0	0	0	0	0
The Willows at Citation	0	0	0	0	0	0	0	0	0	0
The Willows at Fritz Farm	0	0	0	0	0	0	0	0	0	0
The Willows at Hamburg	0	0	0	0	0	0	0	0	0	0
<b>FAYETTE County Total:</b>	<b>5</b>	<b>789</b>	<b>13</b>	<b>2,048</b>	<b>1</b>	<b>355</b>	<b>0</b>	<b>0</b>	<b>19</b>	<b>3,192</b>
<b>FRANKLIN</b>										
Dominion Senior Living of Frankfort	0	0	0	0	0	0	0	0	0	0
Morning Pointe of Frankfort	0	0	0	0	0	0	0	0	0	0
The Lantern at Morning Pointe of Frankfort	0	0	0	0	0	0	0	0	0	0
<b>FRANKLIN County Total:</b>	<b>0</b>	<b>0</b>	<b>0</b>	<b>0</b>	<b>0</b>	<b>0</b>	<b>0</b>	<b>0</b>	<b>0</b>	<b>0</b>
<b>HARRISON</b>										
Cedar Ridge Health Campus	0	0	0	0	0	0	0	0	0	0
Parkside Manor	0	0	0	0	0	0	0	0	0	0
Shady Lawn	5	1825	63	22995	31	11315	0	0	99	36,135
<b>HARRISON County Total:</b>	<b>5</b>	<b>1,825</b>	<b>63</b>	<b>22,995</b>	<b>31</b>	<b>11,315</b>	<b>0</b>	<b>0</b>	<b>99</b>	<b>36,135</b>

\*CMHC - Community Mental Health Center

\*SMI - Severe Mental Illness

\*State Supp. - Supplementation for needy persons who are aged, blind or have a disability (KRS 205.245)

**Table 2CC - Personal Care Bed Census & Inpatient Days**

**Residents With SMI Receiving State Supplementation**

CMHC Region / County / Facility	18-34		35-64		65-84		85 & Older		Total	
	SMI State Supp. Census	SMI State Supp. Inpatient Days	SMI State Supp. Census	SMI State Supp. Inpatient Days	SMI State Supp. Census	SMI State Supp. Inpatient Days	SMI State Supp. Census	SMI State Supp. Inpatient Days	SMI & State Supp. Census	SMI & State Supp. Inpatient Days
<b>JESSAMINE</b>										
Bridgepointe at Ashgrove Woods	0	0	0	0	0	0	0	0	0	0
Cedarhurst of Nicholasville	0	0	0	0	0	0	0	0	0	0
Rose Terrace, LLC	1	123	14	4595	17	5136	0	0	32	9,854
Wesley Village	0	0	0	0	0	0	0	0	0	0
<b>JESSAMINE County Total:</b>	<b>1</b>	<b>123</b>	<b>14</b>	<b>4,595</b>	<b>17</b>	<b>5,136</b>	<b>0</b>	<b>0</b>	<b>32</b>	<b>9,854</b>
<b>LINCOLN</b>										
Waynesburg Manor	0	0	0	0	0	0	0	0	0	0
<b>LINCOLN County Total:</b>	<b>0</b>	<b>0</b>	<b>0</b>	<b>0</b>	<b>0</b>	<b>0</b>	<b>0</b>	<b>0</b>	<b>0</b>	<b>0</b>
<b>MADISON</b>										
Dominion Senior Living of Richmond	0	0	0	0	0	0	0	0	0	0
Morning Pointe of Richmond	0	0	0	0	0	0	0	0	0	0
Telford Terrace	0	0	0	0	0	0	0	0	0	0
<b>MADISON County Total:</b>	<b>0</b>	<b>0</b>	<b>0</b>	<b>0</b>	<b>0</b>	<b>0</b>	<b>0</b>	<b>0</b>	<b>0</b>	<b>0</b>
<b>MERCER</b>										
The Willows at Harrodsburg	0	0	0	0	0	0	0	0	0	0
<b>MERCER County Total:</b>	<b>0</b>	<b>0</b>	<b>0</b>	<b>0</b>	<b>0</b>	<b>0</b>	<b>0</b>	<b>0</b>	<b>0</b>	<b>0</b>
<b>POWELL</b>										
Stanton Nursing and Rehabilitation Center	0	0	0	0	0	0	1	365	1	365
<b>POWELL County Total:</b>	<b>0</b>	<b>0</b>	<b>0</b>	<b>0</b>	<b>0</b>	<b>0</b>	<b>1</b>	<b>365</b>	<b>1</b>	<b>365</b>

\*CMHC - Community Mental Health Center

\*SMI - Severe Mental Illness

\*State Supp. - Supplementation for needy persons who are aged, blind or have a disability (KRS 205.245)

**Table 2CC - Personal Care Bed Census & Inpatient Days**

**Residents With SMI Receiving State Supplementation**

CMHC Region / County / Facility	18-34		35-64		65-84		85 & Older		Total	
	SMI State Supp. Census	SMI State Supp. Inpatient Days	SMI State Supp. Census	SMI State Supp. Inpatient Days	SMI State Supp. Census	SMI State Supp. Inpatient Days	SMI State Supp. Census	SMI State Supp. Inpatient Days	SMI & State Supp. Census	SMI & State Supp. Inpatient Days
<b>SCOTT</b>										
The Meadows At Windsor Gardens	0	0	0	0	0	0	0	0	0	0
<b>SCOTT County Total:</b>	<b>0</b>	<b>0</b>	<b>0</b>	<b>0</b>	<b>0</b>	<b>0</b>	<b>0</b>	<b>0</b>	<b>0</b>	<b>0</b>
<b>WOODFORD</b>										
Daisy Hill Senior Living	0	0	0	0	0	0	0	0	0	0
Taylor Manor Nursing Home	0	0	0	0	0	0	0	0	0	0
The Homeplace At Midway	0	0	0	0	0	0	0	0	0	0
<b>WOODFORD County Total:</b>	<b>0</b>	<b>0</b>	<b>0</b>	<b>0</b>	<b>0</b>	<b>0</b>	<b>0</b>	<b>0</b>	<b>0</b>	<b>0</b>
<b>Bluegrass CMHC Total:</b>	<b>11</b>	<b>2,737</b>	<b>90</b>	<b>29,638</b>	<b>49</b>	<b>16,806</b>	<b>1</b>	<b>365</b>	<b>151</b>	<b>49,546</b>
Communicare										
<b>GRAYSON</b>										
Grayson Nursing and Rehab Center	0	0	0	0	0	0	0	0	0	0
<b>GRAYSON County Total:</b>	<b>0</b>	<b>0</b>	<b>0</b>	<b>0</b>	<b>0</b>	<b>0</b>	<b>0</b>	<b>0</b>	<b>0</b>	<b>0</b>
<b>HARDIN</b>										
Helmwood Healthcare Center and Elizabeth Sanford Swope Personal Care	0	0	0	0	0	0	0	0	0	0
Peridot Senior Living	0	0	0	0	0	0	0	0	0	0
Signature Healthcare at North Hardin Rehab	0	0	0	0	0	0	0	0	0	0
<b>HARDIN County Total:</b>	<b>0</b>	<b>0</b>	<b>0</b>	<b>0</b>	<b>0</b>	<b>0</b>	<b>0</b>	<b>0</b>	<b>0</b>	<b>0</b>

\*CMHC - Community Mental Health Center

\*SMI - Severe Mental Illness

\*State Supp. - Supplementation for needy persons who are aged, blind or have a disability (KRS 205.245)

**Table 2CC - Personal Care Bed Census & Inpatient Days**

**Residents With SMI Receiving State Supplementation**

CMHC Region / County / Facility	18-34		35-64		65-84		85 & Older		Total	
	SMI State Supp. Census	SMI State Supp. Inpatient Days	SMI State Supp. Census	SMI State Supp. Inpatient Days	SMI State Supp. Census	SMI State Supp. Inpatient Days	SMI State Supp. Census	SMI State Supp. Inpatient Days	SMI & State Supp. Census	SMI & State Supp. Inpatient Days
<b>MARION</b>										
Loretto Living Center at Loretto Motherhouse Infirmary, Inc.	0	0	0	0	0	0	0	0	0	0
The Village of Lebanon II	0	0	0	0	0	0	0	0	0	0
<b>MARION County Total:</b>	<b>0</b>	<b>0</b>	<b>0</b>	<b>0</b>	<b>0</b>	<b>0</b>	<b>0</b>	<b>0</b>	<b>0</b>	<b>0</b>
<b>NELSON</b>										
Cooper Trail Senior Living	0	0	0	0	0	0	0	0	0	0
Windsor Gardens CCRC	0	0	0	0	0	0	0	0	0	0
<b>NELSON County Total:</b>	<b>0</b>	<b>0</b>	<b>0</b>	<b>0</b>	<b>0</b>	<b>0</b>	<b>0</b>	<b>0</b>	<b>0</b>	<b>0</b>
<b>WASHINGTON</b>										
Sansbury Care Center	0	0	0	0	0	0	0	0	0	0
<b>WASHINGTON County Total:</b>	<b>0</b>	<b>0</b>	<b>0</b>	<b>0</b>	<b>0</b>	<b>0</b>	<b>0</b>	<b>0</b>	<b>0</b>	<b>0</b>
<b>Total:</b>	<b>0</b>	<b>0</b>	<b>0</b>	<b>0</b>	<b>0</b>	<b>0</b>	<b>0</b>	<b>0</b>	<b>0</b>	<b>0</b>
<b>Communicare CMHC Total:</b>	<b>0</b>	<b>0</b>	<b>0</b>	<b>0</b>	<b>0</b>	<b>0</b>	<b>0</b>	<b>0</b>	<b>0</b>	<b>0</b>
<b>Comprehend</b>										
<b>LEWIS</b>										
Vanceburg Rehabilitation and Care	0	0	0	0	0	0	0	0	0	0
<b>LEWIS County Total:</b>	<b>0</b>	<b>0</b>	<b>0</b>	<b>0</b>	<b>0</b>	<b>0</b>	<b>0</b>	<b>0</b>	<b>0</b>	<b>0</b>
<b>Comprehend CMHC Total:</b>	<b>0</b>	<b>0</b>	<b>0</b>	<b>0</b>	<b>0</b>	<b>0</b>	<b>0</b>	<b>0</b>	<b>0</b>	<b>0</b>

\*CMHC - Community Mental Health Center

\*SMI - Severe Mental Illness

\*State Supp. - Supplementation for needy persons who are aged, blind or have a disability (KRS 205.245)

**Table 2CC - Personal Care Bed Census & Inpatient Days**

**Residents With SMI Receiving State Supplementation**

CMHC Region / County / Facility	18-34		35-64		65-84		85 & Older		Total	
	SMI State Supp. Census	SMI State Supp. Inpatient Days	SMI State Supp. Census	SMI State Supp. Inpatient Days	SMI State Supp. Census	SMI State Supp. Inpatient Days	SMI State Supp. Census	SMI State Supp. Inpatient Days	SMI & State Supp. Census	SMI & State Supp. Inpatient Days
<b>Cumberland River</b>										
<b>BELL</b>										
Generations Center of Middlesboro	6	2190	45	16425	37	13505	2	725	90	32,845
<b>BELL County Total:</b>	<b>6</b>	<b>2,190</b>	<b>45</b>	<b>16,425</b>	<b>37</b>	<b>13,505</b>	<b>2</b>	<b>725</b>	<b>90</b>	<b>32,845</b>
<b>HARLAN</b>										
The Laurels	0	0	46	16790	24	8760	1	365	71	25,915
<b>HARLAN County Total:</b>	<b>0</b>	<b>0</b>	<b>46</b>	<b>16,790</b>	<b>24</b>	<b>8,760</b>	<b>1</b>	<b>365</b>	<b>71</b>	<b>25,915</b>
<b>KNOX</b>										
Christian Health Center - Corbin	0	0	0	0	0	0	0	0	0	0
<b>KNOX County Total:</b>	<b>0</b>	<b>0</b>	<b>0</b>	<b>0</b>	<b>0</b>	<b>0</b>	<b>0</b>	<b>0</b>	<b>0</b>	<b>0</b>
<b>Cumberland River CMHC Total:</b>	<b>6</b>	<b>2,190</b>	<b>91</b>	<b>33,215</b>	<b>61</b>	<b>22,265</b>	<b>3</b>	<b>1,090</b>	<b>161</b>	<b>58,760</b>
<b>Four Rivers</b>										
<b>CALLOWAY</b>										
Gardens At Hickory Woods	0	0	0	0	0	0	0	0	0	0
<b>CALLOWAY County Total:</b>	<b>0</b>	<b>0</b>	<b>0</b>	<b>0</b>	<b>0</b>	<b>0</b>	<b>0</b>	<b>0</b>	<b>0</b>	<b>0</b>
<b>CARLISLE</b>										
Countryside Center	0	0	0	0	0	0	0	0	0	0
<b>CARLISLE County Total:</b>	<b>0</b>	<b>0</b>	<b>0</b>	<b>0</b>	<b>0</b>	<b>0</b>	<b>0</b>	<b>0</b>	<b>0</b>	<b>0</b>
<b>GRAVES</b>										
Fern Terrace of Mayfield	40	14400	49	17640	23	8281	0	0	112	40,321
<b>GRAVES County Total:</b>	<b>40</b>	<b>14,400</b>	<b>49</b>	<b>17,640</b>	<b>23</b>	<b>8,281</b>	<b>0</b>	<b>0</b>	<b>112</b>	<b>40,321</b>

\*CMHC - Community Mental Health Center

\*SMI - Severe Mental Illness

\*State Supp. - Supplementation for needy persons who are aged, blind or have a disability (KRS 205.245)

**Table 2CC - Personal Care Bed Census & Inpatient Days**

**Residents With SMI Receiving State Supplementation**

CMHC Region / County / Facility	18-34		35-64		65-84		85 & Older		Total	
	SMI State Supp. Census	SMI State Supp. Inpatient Days	SMI State Supp. Census	SMI State Supp. Inpatient Days	SMI State Supp. Census	SMI State Supp. Inpatient Days	SMI State Supp. Census	SMI State Supp. Inpatient Days	SMI & State Supp. Census	SMI & State Supp. Inpatient Days
<b>HICKMAN</b>										
Clinton Hickman County Nursing Facility	0	0	0	0	0	0	0	0	0	0
Clinton Place	0	0	0	0	0	0	0	0	0	0
<b>HICKMAN County Total:</b>	<b>0</b>	<b>0</b>	<b>0</b>	<b>0</b>	<b>0</b>	<b>0</b>	<b>0</b>	<b>0</b>	<b>0</b>	<b>0</b>
<b>MCCRACKEN</b>										
Charter Senior Living of Paducah	0	0	0	0	0	0	0	0	0	0
Gaither Suites at West Park	0	0	0	0	0	0	0	0	0	0
<b>MCCRACKEN County Total:</b>	<b>0</b>	<b>0</b>	<b>0</b>	<b>0</b>	<b>0</b>	<b>0</b>	<b>0</b>	<b>0</b>	<b>0</b>	<b>0</b>
<b>Four Rivers CMHC Total:</b>	<b>40</b>	<b>14,400</b>	<b>49</b>	<b>17,640</b>	<b>23</b>	<b>8,281</b>	<b>0</b>	<b>0</b>	<b>112</b>	<b>40,321</b>
Kentucky River										
<b>KNOTT</b>										
Golden Years Rest Home	34	12410	33	12045	4	1460	0	0	71	25,915
<b>KNOTT County Total:</b>	<b>34</b>	<b>12,410</b>	<b>33</b>	<b>12,045</b>	<b>4</b>	<b>1,460</b>	<b>0</b>	<b>0</b>	<b>71</b>	<b>25,915</b>
<b>Kentucky River CMHC Total:</b>	<b>34</b>	<b>12,410</b>	<b>33</b>	<b>12,045</b>	<b>4</b>	<b>1,460</b>	<b>0</b>	<b>0</b>	<b>71</b>	<b>25,915</b>
LifeSkills										
<b>ALLEN</b>										
Cornerstone Manor	0	0	0	0	0	0	0	0	0	0
Scottsville Manor	1	365	22	5125	8	1742	0	0	31	7,232
<b>ALLEN County Total:</b>	<b>1</b>	<b>365</b>	<b>22</b>	<b>5,125</b>	<b>8</b>	<b>1,742</b>	<b>0</b>	<b>0</b>	<b>31</b>	<b>7,232</b>

\*CMHC - Community Mental Health Center

\*SMI - Severe Mental Illness

\*State Supp. - Supplementation for needy persons who are aged, blind or have a disability (KRS 205.245)



**Table 2CC - Personal Care Bed Census & Inpatient Days**

**Residents With SMI Receiving State Supplementation**

CMHC Region / County / Facility	18-34		35-64		65-84		85 & Older		Total	
	SMI State Supp. Census	SMI State Supp. Inpatient Days	SMI State Supp. Census	SMI State Supp. Inpatient Days	SMI State Supp. Census	SMI State Supp. Inpatient Days	SMI State Supp. Census	SMI State Supp. Inpatient Days	SMI & State Supp. Census	SMI & State Supp. Inpatient Days
<b>EDMONSON</b>										
Edmonson Center	0	0	1	140	2	515	0	0	3	655
<b>EDMONSON County Total:</b>	<b>0</b>	<b>0</b>	<b>1</b>	<b>140</b>	<b>2</b>	<b>515</b>	<b>0</b>	<b>0</b>	<b>3</b>	<b>655</b>
<b>HART</b>										
Hart County Manor	0	0	0	0	0	0	0	0	0	0
<b>HART County Total:</b>	<b>0</b>	<b>0</b>	<b>0</b>	<b>0</b>	<b>0</b>	<b>0</b>	<b>0</b>	<b>0</b>	<b>0</b>	<b>0</b>
<b>METCALFE</b>										
Harpers Home for the Aged	0	0	0	0	0	0	0	0	0	0
Metcalfe Health Care Center	0	0	0	0	0	0	0	0	0	0
<b>METCALFE County Total:</b>	<b>0</b>	<b>0</b>	<b>0</b>	<b>0</b>	<b>0</b>	<b>0</b>	<b>0</b>	<b>0</b>	<b>0</b>	<b>0</b>
<b>WARREN</b>										
Christian Health Center of Bowling Green	0	0	0	0	0	0	0	0	0	0
Fern Terrace of Bowling Green	0	0	46	13518	32	9069	0	0	78	22,587
The Haven At Massey Springs	0	0	0	0	0	0	0	0	0	0
<b>WARREN County Total:</b>	<b>0</b>	<b>0</b>	<b>46</b>	<b>13,518</b>	<b>32</b>	<b>9,069</b>	<b>0</b>	<b>0</b>	<b>78</b>	<b>22,587</b>
<b>LifeSkills CMHC Total:</b>	<b>1</b>	<b>365</b>	<b>69</b>	<b>18,783</b>	<b>42</b>	<b>11,326</b>	<b>0</b>	<b>0</b>	<b>112</b>	<b>30,474</b>
<b>Mountain</b>										
<b>JOHNSON</b>										
Venture Home of Paintsville	26	9490	46	16664	10	3650	0	0	82	29,804
<b>JOHNSON County Total:</b>	<b>26</b>	<b>9,490</b>	<b>46</b>	<b>16,664</b>	<b>10</b>	<b>3,650</b>	<b>0</b>	<b>0</b>	<b>82</b>	<b>29,804</b>

\*CMHC - Community Mental Health Center

\*SMI - Severe Mental Illness

\*State Supp. - Supplementation for needy persons who are aged, blind or have a disability (KRS 205.245)

**Table 2CC - Personal Care Bed Census & Inpatient Days**

**Residents With SMI Receiving State Supplementation**

CMHC Region / County / Facility	18-34		35-64		65-84		85 & Older		Total	
	SMI State Supp. Census	SMI State Supp. Inpatient Days	SMI State Supp. Census	SMI State Supp. Inpatient Days	SMI State Supp. Census	SMI State Supp. Inpatient Days	SMI State Supp. Census	SMI State Supp. Inpatient Days	SMI & State Supp. Census	SMI & State Supp. Inpatient Days
<b>MAGOFFIN</b>										
Salyersville Nursing and Rehabilitation Center	0	0	0	0	0	0	0	0	0	0
<b>MAGOFFIN County Total:</b>	<b>0</b>	<b>0</b>	<b>0</b>	<b>0</b>	<b>0</b>	<b>0</b>	<b>0</b>	<b>0</b>	<b>0</b>	<b>0</b>
<b>PIKE</b>										
Good Shepherd Community Nursing Center	0	0	0	0	0	0	0	0	0	0
<b>PIKE County Total:</b>	<b>0</b>	<b>0</b>	<b>0</b>	<b>0</b>	<b>0</b>	<b>0</b>	<b>0</b>	<b>0</b>	<b>0</b>	<b>0</b>
<b>Mountain CMHC Total:</b>	<b>26</b>	<b>9,490</b>	<b>46</b>	<b>16,664</b>	<b>10</b>	<b>3,650</b>	<b>0</b>	<b>0</b>	<b>82</b>	<b>29,804</b>
NorthKey										
<b>BOONE</b>										
Colonial Heights Senior Living	0	0	0	0	0	0	0	0	0	0
Dominion Senior Living of Florence	0	0	0	0	0	0	0	0	0	0
<b>BOONE County Total:</b>	<b>0</b>	<b>0</b>	<b>0</b>	<b>0</b>	<b>0</b>	<b>0</b>	<b>0</b>	<b>0</b>	<b>0</b>	<b>0</b>
<b>CAMPBELL</b>										
Carmel Manor	0	0	0	0	2	366	0	0	2	366
The Seasons at Alexandria	0	0	0	0	0	0	0	0	0	0
<b>CAMPBELL County Total:</b>	<b>0</b>	<b>0</b>	<b>0</b>	<b>0</b>	<b>2</b>	<b>366</b>	<b>0</b>	<b>0</b>	<b>2</b>	<b>366</b>
<b>CARROLL</b>										
Carrollton Manor	3	501	17	4840	12	3530	0	0	32	8,871
Valley Haven Rest Home	4	1460	26	9490	15	5475	0	0	45	16,425
<b>CARROLL County Total:</b>	<b>7</b>	<b>1,961</b>	<b>43</b>	<b>14,330</b>	<b>27</b>	<b>9,005</b>	<b>0</b>	<b>0</b>	<b>77</b>	<b>25,296</b>

\*CMHC - Community Mental Health Center

\*SMI - Severe Mental Illness

\*State Supp. - Supplementation for needy persons who are aged, blind or have a disability (KRS 205.245)

**Table 2CC - Personal Care Bed Census & Inpatient Days**

**Residents With SMI Receiving State Supplementation**

CMHC Region / County / Facility	18-34		35-64		65-84		85 & Older		Total	
	SMI State Supp. Census	SMI State Supp. Inpatient Days	SMI State Supp. Census	SMI State Supp. Inpatient Days	SMI State Supp. Census	SMI State Supp. Inpatient Days	SMI State Supp. Census	SMI State Supp. Inpatient Days	SMI & State Supp. Census	SMI & State Supp. Inpatient Days
<b>GRANT</b>										
Jonesville Rest Home	5	1235	17	4199	2	494	0	0	24	5,928
<b>GRANT County Total:</b>	<b>5</b>	<b>1,235</b>	<b>17</b>	<b>4,199</b>	<b>2</b>	<b>494</b>	<b>0</b>	<b>0</b>	<b>24</b>	<b>5,928</b>
<b>KENTON</b>										
Covington Ladies Home	0	0	0	0	0	0	0	0	0	0
Ivy Knoll	0	0	0	0	0	0	0	0	0	0
Madonna Manor	0	0	0	0	0	0	0	0	0	0
Regency Manor	1	1	4	4	50	50	0	0	55	55
Regency Manor North	0	0	7	1952	12	3541	0	0	19	5,493
Rosedale Green	0	0	0	0	0	0	0	0	0	0
St. Charles Care Center	0	0	0	0	0	0	0	0	0	0
The Summit of Edgewood	0	0	0	0	0	0	0	0	0	0
<b>KENTON County Total:</b>	<b>1</b>	<b>1</b>	<b>11</b>	<b>1,956</b>	<b>62</b>	<b>3,591</b>	<b>0</b>	<b>0</b>	<b>74</b>	<b>5,548</b>
<b>PENDLETON</b>										
Falmouth Personal Care Home	9	3285	21	7665	3	1095	0	0	33	12,045
The Front Gate	1	365	12	3780	9	2696	0	0	22	6,841
<b>PENDLETON County Total:</b>	<b>10</b>	<b>3,650</b>	<b>33</b>	<b>11,445</b>	<b>12</b>	<b>3,791</b>	<b>0</b>	<b>0</b>	<b>55</b>	<b>18,886</b>
<b>NorthKey CMHC Total:</b>	<b>23</b>	<b>6,847</b>	<b>104</b>	<b>31,930</b>	<b>105</b>	<b>17,247</b>	<b>0</b>	<b>0</b>	<b>232</b>	<b>56,024</b>

\*CMHC - Community Mental Health Center

\*SMI - Severe Mental Illness

\*State Supp. - Supplementation for needy persons who are aged, blind or have a disability (KRS 205.245)

**Table 2CC - Personal Care Bed Census & Inpatient Days**

**Residents With SMI Receiving State Supplementation**

CMHC Region / County / Facility	18-34		35-64		65-84		85 & Older		Total	
	SMI State Supp. Census	SMI State Supp. Inpatient Days	SMI State Supp. Census	SMI State Supp. Inpatient Days	SMI State Supp. Census	SMI State Supp. Inpatient Days	SMI State Supp. Census	SMI State Supp. Inpatient Days	SMI & State Supp. Census	SMI & State Supp. Inpatient Days
Pathways										
<b>BOYD</b>										
Genesis Health of Ashland	10	10	11	11	4	4	0	0	25	25
Genesis II Health	10	3650	16	5840	0	0	1	365	27	9,855
Kings Daughters and Sons Home	0	0	0	0	0	0	0	0	0	0
<b>BOYD County Total:</b>	<b>20</b>	<b>3,660</b>	<b>27</b>	<b>5,851</b>	<b>4</b>	<b>4</b>	<b>1</b>	<b>365</b>	<b>52</b>	<b>9,880</b>
<b>GREENUP</b>										
Frasures Personal Care Home	8	2895	50	13661	13	3277	0	0	71	19,833
Morning Pointe of Russell	0	0	0	0	0	0	0	0	0	0
The Lantern At Morning	0	0	0	0	0	0	0	0	0	0
Pointe Alzheimers and Memory Care										
Trinity Station Retirement Community	0	0	0	0	0	0	0	0	0	0
<b>GREENUP County Total:</b>	<b>8</b>	<b>2,895</b>	<b>50</b>	<b>13,661</b>	<b>13</b>	<b>3,277</b>	<b>0</b>	<b>0</b>	<b>71</b>	<b>19,833</b>
<b>LAWRENCE</b>										
The Jordan Center	0	0	0	0	0	0	0	0	0	0
<b>LAWRENCE County Total:</b>	<b>0</b>	<b>0</b>	<b>0</b>	<b>0</b>	<b>0</b>	<b>0</b>	<b>0</b>	<b>0</b>	<b>0</b>	<b>0</b>
<b>MENIFEE</b>										
Edgewood Estates	0	0	3	1095	0	0	0	0	3	1,095
<b>MENIFEE County Total:</b>	<b>0</b>	<b>0</b>	<b>3</b>	<b>1,095</b>	<b>0</b>	<b>0</b>	<b>0</b>	<b>0</b>	<b>3</b>	<b>1,095</b>

\*CMHC - Community Mental Health Center

\*SMI - Severe Mental Illness

\*State Supp. - Supplementation for needy persons who are aged, blind or have a disability (KRS 205.245)

**Table 2CC - Personal Care Bed Census & Inpatient Days**

**Residents With SMI Receiving State Supplementation**

CMHC Region / County / Facility	18-34		35-64		65-84		85 & Older		Total	
	SMI State Supp. Census	SMI State Supp. Inpatient Days	SMI State Supp. Census	SMI State Supp. Inpatient Days	SMI State Supp. Census	SMI State Supp. Inpatient Days	SMI State Supp. Census	SMI State Supp. Inpatient Days	SMI & State Supp. Census	SMI & State Supp. Inpatient Days
<b>MONTGOMERY</b>										
Regency Memory Care	0	0	0	0	0	0	0	0	0	0
<b>MONTGOMERY County Total:</b>	<b>0</b>	<b>0</b>	<b>0</b>	<b>0</b>	<b>0</b>	<b>0</b>	<b>0</b>	<b>0</b>	<b>0</b>	<b>0</b>
<b>MORGAN</b>										
West Liberty Nursing and Rehabilitation Center	0	0	0	0	0	0	0	0	0	0
<b>MORGAN County Total:</b>	<b>0</b>	<b>0</b>	<b>0</b>	<b>0</b>	<b>0</b>	<b>0</b>	<b>0</b>	<b>0</b>	<b>0</b>	<b>0</b>
<b>Pathways CMHC Total:</b>	<b>28</b>	<b>6,555</b>	<b>80</b>	<b>20,607</b>	<b>17</b>	<b>3,281</b>	<b>1</b>	<b>365</b>	<b>126</b>	<b>30,808</b>
Pennyroyal										
<b>CALDWELL</b>										
Highland Homes, Inc.	11	4015	81	29565	24	8760	0	0	116	42,340
<b>CALDWELL County Total:</b>	<b>11</b>	<b>4,015</b>	<b>81</b>	<b>29,565</b>	<b>24</b>	<b>8,760</b>	<b>0</b>	<b>0</b>	<b>116</b>	<b>42,340</b>
<b>CHRISTIAN</b>										
Charter Senior Living of Hopkinsville	0	0	0	0	0	0	0	0	0	0
Christian County Manor	17	730	51	730	42	730	0	0	110	2,190
Christian Health Center, Hopkinsville	0	0	0	0	0	0	0	0	0	0
Pennyrille Home	0	0	27	8691	28	8308	0	0	55	16,999
<b>CHRISTIAN County Total:</b>	<b>17</b>	<b>730</b>	<b>78</b>	<b>9,421</b>	<b>70</b>	<b>9,038</b>	<b>0</b>	<b>0</b>	<b>165</b>	<b>19,189</b>

\*CMHC - Community Mental Health Center

\*SMI - Severe Mental Illness

\*State Supp. - Supplementation for needy persons who are aged, blind or have a disability (KRS 205.245)

**Table 2CC - Personal Care Bed Census & Inpatient Days**

**Residents With SMI Receiving State Supplementation**

CMHC Region / County / Facility	18-34		35-64		65-84		85 & Older		Total	
	SMI State Supp. Census	SMI State Supp. Inpatient Days	SMI State Supp. Census	SMI State Supp. Inpatient Days	SMI State Supp. Census	SMI State Supp. Inpatient Days	SMI State Supp. Census	SMI State Supp. Inpatient Days	SMI & State Supp. Census	SMI & State Supp. Inpatient Days
<b>CRITTENDEN</b>										
Crittenden County Health and Rehabilitation Center	0	0	0	0	0	0	0	0	0	0
<b>CRITTENDEN County Total:</b>	<b>0</b>	<b>0</b>	<b>0</b>	<b>0</b>	<b>0</b>	<b>0</b>	<b>0</b>	<b>0</b>	<b>0</b>	<b>0</b>
<b>HOPKINS</b>										
Madisonville Rest Home I LLC	7	2555	34	12410	10	3650	0	0	51	18,615
The Homestead	11	2644	49	12642	12	3385	0	0	72	18,671
<b>HOPKINS County Total:</b>	<b>18</b>	<b>5,199</b>	<b>83</b>	<b>25,052</b>	<b>22</b>	<b>7,035</b>	<b>0</b>	<b>0</b>	<b>123</b>	<b>37,286</b>
<b>LYON</b>										
Rivers Bend Retirement Community	0	0	0	0	0	0	0	0	0	0
<b>LYON County Total:</b>	<b>0</b>	<b>0</b>	<b>0</b>	<b>0</b>	<b>0</b>	<b>0</b>	<b>0</b>	<b>0</b>	<b>0</b>	<b>0</b>
<b>MUHLENBERG</b>										
Greenville Nursing and Rehabilitation	0	0	0	0	0	0	0	0	0	0
Sparks Nursing Center	1	30	30	7502	20	5061	1	365	52	12,958
<b>MUHLENBERG County Total:</b>	<b>1</b>	<b>30</b>	<b>30</b>	<b>7,502</b>	<b>20</b>	<b>5,061</b>	<b>1</b>	<b>365</b>	<b>52</b>	<b>12,958</b>
<b>TRIGG</b>										
Better Senior Living	0	0	102	730	0	0	0	0	102	730
<b>TRIGG County Total:</b>	<b>0</b>	<b>0</b>	<b>102</b>	<b>730</b>	<b>0</b>	<b>0</b>	<b>0</b>	<b>0</b>	<b>102</b>	<b>730</b>
<b>Pennyroyal CMHC Total:</b>	<b>47</b>	<b>9,974</b>	<b>374</b>	<b>72,270</b>	<b>136</b>	<b>29,894</b>	<b>1</b>	<b>365</b>	<b>558</b>	<b>112,503</b>

\*CMHC - Community Mental Health Center

\*SMI - Severe Mental Illness

\*State Supp. - Supplementation for needy persons who are aged, blind or have a disability (KRS 205.245)

**Table 2CC - Personal Care Bed Census & Inpatient Days**

**Residents With SMI Receiving State Supplementation**

CMHC Region / County / Facility	18-34		35-64		65-84		85 & Older		Total	
	SMI State Supp. Census	SMI State Supp. Inpatient Days	SMI State Supp. Census	SMI State Supp. Inpatient Days	SMI State Supp. Census	SMI State Supp. Inpatient Days	SMI State Supp. Census	SMI State Supp. Inpatient Days	SMI & State Supp. Census	SMI & State Supp. Inpatient Days
River Valley										
<b>DAVIESS</b>										
Calumet Trace Senior Living	0	0	0	0	0	0	0	0	0	0
Carmel Home										
Cedarhurst of Owensboro	0	0	0	0	0	0	0	0	0	0
Chautauqua Health and Rehab	0	0	1	25	1	365	0	0	2	390
Davco Rest Home										
Fern Terrace of Owensboro, LLC	10	2406	66	17643	19	5967	0	0	95	26,016
<b>DAVIESS County Total:</b>	<b>10</b>	<b>2,406</b>	<b>86</b>	<b>22,095</b>	<b>49</b>	<b>13,165</b>	<b>0</b>	<b>0</b>	<b>145</b>	<b>37,666</b>
<b>HANCOCK</b>										
Lewisport Rest Home I LLC	30	10950	23	8395	7	2555	3	1095	63	22,995
<b>HANCOCK County Total:</b>	<b>30</b>	<b>10,950</b>	<b>23</b>	<b>8,395</b>	<b>7</b>	<b>2,555</b>	<b>3</b>	<b>1,095</b>	<b>63</b>	<b>22,995</b>
<b>HENDERSON</b>										
Henderson Manor	17	6205	18	5840	8	1790	0	0	43	13,835
HOH Healthcare, LLC	0	0	0	0	0	0	0	0	0	0
<b>HENDERSON County Total:</b>	<b>17</b>	<b>6,205</b>	<b>18</b>	<b>5,840</b>	<b>8</b>	<b>1,790</b>	<b>0</b>	<b>0</b>	<b>43</b>	<b>13,835</b>
<b>OHIO</b>										
Beaver Dam Nursing and Rehab Center	0	0	3	640	6	1670	0	0	9	2,310
<b>OHIO County Total:</b>	<b>0</b>	<b>0</b>	<b>3</b>	<b>640</b>	<b>6</b>	<b>1,670</b>	<b>0</b>	<b>0</b>	<b>9</b>	<b>2,310</b>
<b>River Valley CMHC Total:</b>	<b>57</b>	<b>19,561</b>	<b>130</b>	<b>36,970</b>	<b>70</b>	<b>19,180</b>	<b>3</b>	<b>1,095</b>	<b>260</b>	<b>76,806</b>

\*CMHC - Community Mental Health Center

\*SMI - Severe Mental Illness

\*State Supp. - Supplementation for needy persons who are aged, blind or have a disability (KRS 205.245)

**Table 2CC - Personal Care Bed Census & Inpatient Days**

**Residents With SMI Receiving State Supplementation**

CMHC Region / County / Facility	18-34		35-64		65-84		85 & Older		Total	
	SMI State Supp. Census	SMI State Supp. Inpatient Days	SMI State Supp. Census	SMI State Supp. Inpatient Days	SMI State Supp. Census	SMI State Supp. Inpatient Days	SMI State Supp. Census	SMI State Supp. Inpatient Days	SMI & State Supp. Census	SMI & State Supp. Inpatient Days

Seven Counties

**BULLITT**

Colonial House of Shepherdsville	1	365	40	14600	27	9855	0	0	68	24,820
Sanders Ridge Health Campus	0	0	0	0	0	0	0	0	0	0
<b>BULLITT County Total:</b>	<b>1</b>	<b>365</b>	<b>40</b>	<b>14,600</b>	<b>27</b>	<b>9,855</b>	<b>0</b>	<b>0</b>	<b>68</b>	<b>24,820</b>

**JEFFERSON**

Anthology of Louisville	0	0	0	0	0	0	0	0	0	0
Arcadia Senior Living Louisville	0	0	0	0	0	0	0	0	0	0
Barton House of Louisville 1	0	0	0	0	0	0	0	0	0	0
Belmont Village	0	0	0	0	0	0	0	0	0	0
Brookdale Stonestreet	0	0	0	0	0	0	0	0	0	0
Dominion Senior Living of Louisville	0	0	0	0	0	0	0	0	0	0
Eastern Star Home in KY	0	0	0	0	1	1	0	0	1	1
Episcopal Church Home	0	0	0	0	0	0	0	0	0	0
Forest Hills Commons	0	0	0	0	0	0	0	0	0	0
Forest Springs Health Campus	0	0	0	0	0	0	0	0	0	0
Glen Ridge Health Campus	0	0	0	0	0	0	0	0	0	0
Hallmark House Louisville II	0	0	0	0	0	0	0	0	0	0
Harmony at Tucker Station	0	0	0	0	0	0	0	0	0	0
Little Sisters of the Poor	0	0	0	0	0	0	0	0	0	0
Louisville Protestant Altenheim	0	0	0	0	0	0	0	0	0	0

\*CMHC - Community Mental Health Center

\*SMI - Severe Mental Illness

\*State Supp. - Supplementation for needy persons who are aged, blind or have a disability (KRS 205.245)



**Table 2CC - Personal Care Bed Census & Inpatient Days**

**Residents With SMI Receiving State Supplementation**

CMHC Region / County / Facility	18-34		35-64		65-84		85 & Older		Total	
	SMI State Supp. Census	SMI State Supp. Inpatient Days	SMI State Supp. Census	SMI State Supp. Inpatient Days	SMI State Supp. Census	SMI State Supp. Inpatient Days	SMI State Supp. Census	SMI State Supp. Inpatient Days	SMI & State Supp. Census	SMI & State Supp. Inpatient Days
Masonic Home of Louisville	0	0	0	0	0	0	0	0	0	0
Morning Pointe of Louisville at South Hurstbourne	0	0	0	0	0	0	0	0	0	0
Nazareth Home	0	0	0	0	0	0	0	0	0	0
Nazareth Home Clifton	0	0	0	0	0	0	0	0	0	0
Parrs at Springhurst	0	0	0	0	0	0	0	0	0	0
Rose Anna Hughes Home	0	0	0	0	0	0	0	0	0	0
Storypoint Prospect	0	0	0	0	0	0	0	0	0	0
Sunrise of Louisville	0	0	0	0	0	0	0	0	0	0
Symphony at Valley Farms	0	0	0	0	0	0	0	0	0	0
The Enclave of East Louisville	0	0	0	0	0	0	0	0	0	0
The Forum at Brookside	0	0	0	0	0	0	0	0	0	0
The Lantern At Morning Pointe (Louisville)	0	0	0	0	0	0	0	0	0	0
The Legacy at English Station	0	0	0	0	0	0	0	0	0	0
The Pinnacle of Louisville	0	0	0	0	0	0	0	0	0	0
The Spring House at Louisville	0	0	0	0	0	0	0	0	0	0
The Springs at Stony Brook	0	0	0	0	0	0	0	0	0	0
The Willows at Springhurst	0	0	0	0	0	0	0	0	0	0
Treyton Oaks Towers	0	0	0	0	0	0	0	0	0	0
Wesley Manor	0	0	0	0	0	0	0	0	0	0
Westminster Terrace	0	0	0	0	0	0	0	0	0	0
Westport Place Health Campus	0	0	0	0	0	0	0	0	0	0
<b>JEFFERSON County Total:</b>	<b>0</b>	<b>0</b>	<b>0</b>	<b>0</b>	<b>1</b>	<b>1</b>	<b>0</b>	<b>0</b>	<b>1</b>	<b>1</b>

\*CMHC - Community Mental Health Center

\*SMI - Severe Mental Illness

\*State Supp. - Supplementation for needy persons who are aged, blind or have a disability (KRS 205.245)

**Table 2CC - Personal Care Bed Census & Inpatient Days**

**Residents With SMI Receiving State Supplementation**

CMHC Region / County / Facility	18-34		35-64		65-84		85 & Older		Total	
	SMI State Supp. Census	SMI State Supp. Inpatient Days	SMI State Supp. Census	SMI State Supp. Inpatient Days	SMI State Supp. Census	SMI State Supp. Inpatient Days	SMI State Supp. Census	SMI State Supp. Inpatient Days	SMI & State Supp. Census	SMI & State Supp. Inpatient Days
<b>OLDHAM</b>										
The Springs at Oldham Reserve	0	0	0	0	0	0	0	0	0	0
<b>OLDHAM County Total:</b>	<b>0</b>	<b>0</b>	<b>0</b>	<b>0</b>	<b>0</b>	<b>0</b>	<b>0</b>	<b>0</b>	<b>0</b>	<b>0</b>
<b>SHELBY</b>										
Colonial Hall Manor	9	1486	32	9058	23	5637	0	0	64	16,181
Masonic Home of Shelbyville	0	0	0	0	0	0	0	0	0	0
Shelby Farms Senior Living	0	0	0	0	0	0	0	0	0	0
<b>SHELBY County Total:</b>	<b>9</b>	<b>1,486</b>	<b>32</b>	<b>9,058</b>	<b>23</b>	<b>5,637</b>	<b>0</b>	<b>0</b>	<b>64</b>	<b>16,181</b>
<b>Seven Counties CMHC Total:</b>	<b>10</b>	<b>1,851</b>	<b>72</b>	<b>23,658</b>	<b>51</b>	<b>15,493</b>	<b>0</b>	<b>0</b>	<b>133</b>	<b>41,002</b>
<b>State Total</b>	<b>288</b>	<b>88,065</b>	<b>1,188</b>	<b>326,290</b>	<b>584</b>	<b>154,134</b>	<b>9</b>	<b>3,280</b>	<b>2,069</b>	<b>571,769</b>

\*CMHC - Community Mental Health Center

\*SMI - Severe Mental Illness

\*State Supp. - Supplementation for needy persons who are aged, blind or have a disability (KRS 205.245)

## 2023 ANNUAL KENTUCKY LONG TERM CARE UTILIZATION AND SERVICE REPORT

### Table 2D - Personal Care Bed Census With SMI by Gender & Ages 18 - 64

CMHC Region / County / Facility	18-34				35-64			
	Male SMI Census	Male SMI Inpatient Days	Female SMI Census	Female SMI Inpatient Days	Male SMI Census	Male SMI Inpatient Days	Female SMI Census	Female SMI Inpatient Days
<b>Adanta</b>								
<b>MCCREARY</b>								
Cumberland Manor Rest Home I LLC	4	1348	1	337	28	7077	11	2359
<b>MCCREARY County Total:</b>	<b>4</b>	<b>1,348</b>	<b>1</b>	<b>337</b>	<b>28</b>	<b>7,077</b>	<b>11</b>	<b>2,359</b>
<b>PULASKI</b>								
Bluegrass Senior Living Somerset	0	0	0	0	0	0	0	0
Crestview Personal Care	0	0	0	0	3	909	8	2525
<b>PULASKI County Total:</b>	<b>0</b>	<b>0</b>	<b>0</b>	<b>0</b>	<b>3</b>	<b>909</b>	<b>8</b>	<b>2,525</b>
<b>TAYLOR</b>								
Bluegrass Way	0	0	0	0	0	0	0	0
<b>TAYLOR County Total:</b>	<b>0</b>	<b>0</b>	<b>0</b>	<b>0</b>	<b>0</b>	<b>0</b>	<b>0</b>	<b>0</b>
<b>WAYNE</b>								
Dishman Personal Care Home	0	0	0	0	0	0	0	0
<b>WAYNE County Total:</b>	<b>0</b>	<b>0</b>	<b>0</b>	<b>0</b>	<b>0</b>	<b>0</b>	<b>0</b>	<b>0</b>
<b>Adanta CMHC Total:</b>	<b>4</b>	<b>1,348</b>	<b>1</b>	<b>337</b>	<b>31</b>	<b>7,986</b>	<b>19</b>	<b>4,884</b>

\*CMHC - Community Mental Health Center

\*SMI - Severe Mental Illness

## 2023 ANNUAL KENTUCKY LONG TERM CARE UTILIZATION AND SERVICE REPORT

### Table 2D - Personal Care Bed Census With SMI by Gender & Ages 18 - 64

CMHC Region / County / Facility	18-34				35-64			
	Male SMI Census	Male SMI Inpatient Days	Female SMI Census	Female SMI Inpatient Days	Male SMI Census	Male SMI Inpatient Days	Female SMI Census	Female SMI Inpatient Days
<b>Bluegrass</b>								
<b>BOURBON</b>								
Bourbon Heights	0	0	0	0	0	0	0	0
<b>BOURBON County Total:</b>	<b>0</b>	<b>0</b>	<b>0</b>	<b>0</b>	<b>0</b>	<b>0</b>	<b>0</b>	<b>0</b>
<b>BOYLE</b>								
McDowell Place of Danville	0	0	0	0	0	0	0	0
Morning Pointe of Danville	0	0	0	0	0	0	0	0
Walkers Trail Senior Living	0	0	0	0	0	0	0	0
<b>BOYLE County Total:</b>	<b>0</b>	<b>0</b>	<b>0</b>	<b>0</b>	<b>0</b>	<b>0</b>	<b>0</b>	<b>0</b>
<b>CLARK</b>								
Boonesboro Trail Senior Living	0	0	0	0	0	0	0	0
<b>CLARK County Total:</b>	<b>0</b>	<b>0</b>	<b>0</b>	<b>0</b>	<b>0</b>	<b>0</b>	<b>0</b>	<b>0</b>
<b>ESTILL</b>								
Irvine Nursing and Rehabilitation	0	0	0	0	0	0	0	0
<b>ESTILL County Total:</b>	<b>0</b>	<b>0</b>	<b>0</b>	<b>0</b>	<b>0</b>	<b>0</b>	<b>0</b>	<b>0</b>
<b>FAYETTE</b>								
Cedarhurst of Beaumont	0	0	0	0	0	0	0	0

\*CMHC - Community Mental Health Center

\*SMI - Severe Mental Illness

## 2023 ANNUAL KENTUCKY LONG TERM CARE UTILIZATION AND SERVICE REPORT

**Table 2D - Personal Care Bed Census With SMI by Gender & Ages 18 - 64**

CMHC Region / County / Facility	18-34				35-64			
	Male SMI Census	Male SMI Inpatient Days	Female SMI Census	Female SMI Inpatient Days	Male SMI Census	Male SMI Inpatient Days	Female SMI Census	Female SMI Inpatient Days
Central Ky Recovery Center Unit 1	0	0	0	0	0	0	0	0
Central KY Recovery Center Unit 2	7	1177	2	175	11	1930	10	1297
Legacy Reserve at Fritz Farm	0	0	0	0	0	0	0	0
Lexington Country Place	0	0	0	0	0	0	0	0
Morning Pointe of Lexington	0	0	0	0	0	0	0	0
Morning Pointe of Lexington East	0	0	0	0	0	0	0	0
Preston Greens Senior Living	0	0	0	0	0	0	0	0
Richmond Place Senior Living	0	0	0	0	0	0	0	0
Signature Healthcare at Tanbark Rehab	0	0	0	0	0	0	0	0
The Breckinridge	0	0	0	0	0	0	0	0
The Lantern at Morning Pointe	0	0	0	0	0	0	0	0
The Legacy at the Willows	0	0	0	0	0	0	0	0
The Willows at Citation	0	0	0	0	0	0	0	0
The Willows at Fritz Farm	0	0	0	0	0	0	0	0
The Willows at Hamburg	0	0	0	0	0	0	0	0
<b>FAYETTE County Total:</b>	<b>7</b>	<b>1,177</b>	<b>2</b>	<b>175</b>	<b>11</b>	<b>1,930</b>	<b>10</b>	<b>1,297</b>

\*CMHC - Community Mental Health Center

\*SMI - Severe Mental Illness

## 2023 ANNUAL KENTUCKY LONG TERM CARE UTILIZATION AND SERVICE REPORT

### Table 2D - Personal Care Bed Census With SMI by Gender & Ages 18 - 64

CMHC Region / County / Facility	18-34				35-64			
	Male SMI Census	Male SMI Inpatient Days	Female SMI Census	Female SMI Inpatient Days	Male SMI Census	Male SMI Inpatient Days	Female SMI Census	Female SMI Inpatient Days
<b>FRANKLIN</b>								
Dominion Senior Living of Frankfort	0	0	0	0	2	365	1	320
Morning Pointe of Frankfort	0	0	0	0	0	0	0	0
The Lantern at Morning Pointe of Frankfort	0	0	0	0	0	0	0	0
<b>FRANKLIN County Total:</b>	<b>0</b>	<b>0</b>	<b>0</b>	<b>0</b>	<b>2</b>	<b>365</b>	<b>1</b>	<b>320</b>
<b>HARRISON</b>								
Cedar Ridge Health Campus	0	0	0	0	0	0	0	0
Parkside Manor	0	0	0	0	0	0	0	0
Shady Lawn	5	1825	0	0	35	12775	28	10220
<b>HARRISON County Total:</b>	<b>5</b>	<b>1,825</b>	<b>0</b>	<b>0</b>	<b>35</b>	<b>12,775</b>	<b>28</b>	<b>10,220</b>
<b>JESSAMINE</b>								
Bridgepointe at Ashgrove Woods	0	0	0	0	0	0	0	0
Cedarhurst of Nicholasville	0	0	0	0	0	0	0	0
Rose Terrace, LLC	4	749	1	123	8	2920	9	2949
Wesley Village	0	0	0	0	0	0	0	0
<b>JESSAMINE County Total:</b>	<b>4</b>	<b>749</b>	<b>1</b>	<b>123</b>	<b>8</b>	<b>2,920</b>	<b>9</b>	<b>2,949</b>

\*CMHC - Community Mental Health Center

\*SMI - Severe Mental Illness

## 2023 ANNUAL KENTUCKY LONG TERM CARE UTILIZATION AND SERVICE REPORT

### Table 2D - Personal Care Bed Census With SMI by Gender & Ages 18 - 64

CMHC Region / County / Facility	18-34				35-64			
	Male SMI Census	Male SMI Inpatient Days	Female SMI Census	Female SMI Inpatient Days	Male SMI Census	Male SMI Inpatient Days	Female SMI Census	Female SMI Inpatient Days
<b>LINCOLN</b>								
Waynesburg Manor	0	0	0	0	0	0	0	0
<b>LINCOLN County Total:</b>	<b>0</b>	<b>0</b>	<b>0</b>	<b>0</b>	<b>0</b>	<b>0</b>	<b>0</b>	<b>0</b>
<b>MADISON</b>								
Dominion Senior Living of Richmond	0	0	0	0	0	0	0	0
Morning Pointe of Richmond	0	0	0	0	0	0	0	0
Telford Terrace	0	0	0	0	0	0	0	0
<b>MADISON County Total:</b>	<b>0</b>	<b>0</b>	<b>0</b>	<b>0</b>	<b>0</b>	<b>0</b>	<b>0</b>	<b>0</b>
<b>MERCER</b>								
The Willows at Harrodsburg	0	0	0	0	0	0	0	0
<b>MERCER County Total:</b>	<b>0</b>	<b>0</b>	<b>0</b>	<b>0</b>	<b>0</b>	<b>0</b>	<b>0</b>	<b>0</b>
<b>POWELL</b>								
Stanton Nursing and Rehabilitation Center	0	0	0	0	0	0	0	0
<b>POWELL County Total:</b>	<b>0</b>	<b>0</b>	<b>0</b>	<b>0</b>	<b>0</b>	<b>0</b>	<b>0</b>	<b>0</b>

\*CMHC - Community Mental Health Center

\*SMI - Severe Mental Illness

## 2023 ANNUAL KENTUCKY LONG TERM CARE UTILIZATION AND SERVICE REPORT

### Table 2D - Personal Care Bed Census With SMI by Gender & Ages 18 - 64

CMHC Region / County / Facility	18-34				35-64			
	Male SMI Census	Male SMI Inpatient Days	Female SMI Census	Female SMI Inpatient Days	Male SMI Census	Male SMI Inpatient Days	Female SMI Census	Female SMI Inpatient Days
<b>SCOTT</b>								
The Meadows At Windsor Gardens	0	0	0	0	0	0	0	0
<b>SCOTT County Total:</b>	<b>0</b>	<b>0</b>	<b>0</b>	<b>0</b>	<b>0</b>	<b>0</b>	<b>0</b>	<b>0</b>
<b>WOODFORD</b>								
Daisy Hill Senior Living	0	0	0	0	0	0	0	0
Taylor Manor Nursing Home	0	0	0	0	0	0	0	0
The Homeplace At Midway	0	0	0	0	0	0	0	0
<b>WOODFORD County Total:</b>	<b>0</b>	<b>0</b>	<b>0</b>	<b>0</b>	<b>0</b>	<b>0</b>	<b>0</b>	<b>0</b>
<b>Bluegrass CMHC Total:</b>	<b>16</b>	<b>3,751</b>	<b>3</b>	<b>298</b>	<b>56</b>	<b>17,990</b>	<b>48</b>	<b>14,786</b>
<b>Communicare</b>								
<b>GRAYSON</b>								
Grayson Nursing and Rehab Center	0	0	0	0	0	0	0	0
<b>GRAYSON County Total:</b>	<b>0</b>	<b>0</b>	<b>0</b>	<b>0</b>	<b>0</b>	<b>0</b>	<b>0</b>	<b>0</b>
<b>HARDIN</b>								
Helmwood Healthcare Center and Elizabeth Sanford Swope Personal Care	0	0	0	0	0	0	0	0
Peridot Senior Living	0	0	0	0	0	0	0	0

\*CMHC - Community Mental Health Center

\*SMI - Severe Mental Illness



## 2023 ANNUAL KENTUCKY LONG TERM CARE UTILIZATION AND SERVICE REPORT

### Table 2D - Personal Care Bed Census With SMI by Gender & Ages 18 - 64

CMHC Region / County / Facility	18-34				35-64			
	Male SMI Census	Male SMI Inpatient Days	Female SMI Census	Female SMI Inpatient Days	Male SMI Census	Male SMI Inpatient Days	Female SMI Census	Female SMI Inpatient Days
Signature Healthcare at North Hardin Rehab	0	0	0	0	0	0	0	0
<b>HARDIN County Total:</b>	<b>0</b>	<b>0</b>	<b>0</b>	<b>0</b>	<b>0</b>	<b>0</b>	<b>0</b>	<b>0</b>
<b>MARION</b>								
Loretto Living Center at Loretto Motherhouse Infirmary, Inc.	0	0	0	0	0	0	0	0
The Village of Lebanon II	0	0	0	0	0	0	0	0
<b>MARION County Total:</b>	<b>0</b>	<b>0</b>	<b>0</b>	<b>0</b>	<b>0</b>	<b>0</b>	<b>0</b>	<b>0</b>
<b>NELSON</b>								
Cooper Trail Senior Living	0	0	0	0	1	120	0	0
Windsor Gardens CCRC	0	0	0	0	0	0	0	0
<b>NELSON County Total:</b>	<b>0</b>	<b>0</b>	<b>0</b>	<b>0</b>	<b>1</b>	<b>120</b>	<b>0</b>	<b>0</b>
<b>WASHINGTON</b>								
Sansbury Care Center	0	0	0	0	0	0	0	0
<b>WASHINGTON County Total:</b>	<b>0</b>	<b>0</b>	<b>0</b>	<b>0</b>	<b>0</b>	<b>0</b>	<b>0</b>	<b>0</b>
<b>Communicare CMHC Total:</b>	<b>0</b>	<b>0</b>	<b>0</b>	<b>0</b>	<b>1</b>	<b>120</b>	<b>0</b>	<b>0</b>

\*CMHC - Community Mental Health Center

\*SMI - Severe Mental Illness

## 2023 ANNUAL KENTUCKY LONG TERM CARE UTILIZATION AND SERVICE REPORT

### Table 2D - Personal Care Bed Census With SMI by Gender & Ages 18 - 64

CMHC Region / County / Facility	18-34				35-64			
	Male SMI Census	Male SMI Inpatient Days	Female SMI Census	Female SMI Inpatient Days	Male SMI Census	Male SMI Inpatient Days	Female SMI Census	Female SMI Inpatient Days
<b>Comprehend</b>								
LEWIS								
Vanceburg Rehabilitation and Care	0	0	0	0	0	0	0	0
<b>LEWIS County Total:</b>	<b>0</b>	<b>0</b>	<b>0</b>	<b>0</b>	<b>0</b>	<b>0</b>	<b>0</b>	<b>0</b>
<b>Comprehend CMHC Total:</b>	<b>0</b>	<b>0</b>	<b>0</b>	<b>0</b>	<b>0</b>	<b>0</b>	<b>0</b>	<b>0</b>
<b>Cumberland River</b>								
BELL								
Generations Center of Middlesboro	3	1095	3	1095	17	6205	28	10220
<b>BELL County Total:</b>	<b>3</b>	<b>1,095</b>	<b>3</b>	<b>1,095</b>	<b>17</b>	<b>6,205</b>	<b>28</b>	<b>10,220</b>
HARLAN								
The Laurels	0	0	0	0	21	7665	26	9490
<b>HARLAN County Total:</b>	<b>0</b>	<b>0</b>	<b>0</b>	<b>0</b>	<b>21</b>	<b>7,665</b>	<b>26</b>	<b>9,490</b>
KNOX								
Christian Health Center - Corbin	0	0	0	0	0	0	0	0
<b>KNOX County Total:</b>	<b>0</b>	<b>0</b>	<b>0</b>	<b>0</b>	<b>0</b>	<b>0</b>	<b>0</b>	<b>0</b>
<b>Cumberland River CMHC Total:</b>	<b>3</b>	<b>1,095</b>	<b>3</b>	<b>1,095</b>	<b>38</b>	<b>13,870</b>	<b>54</b>	<b>19,710</b>

\*CMHC - Community Mental Health Center

\*SMI - Severe Mental Illness

## 2023 ANNUAL KENTUCKY LONG TERM CARE UTILIZATION AND SERVICE REPORT

### Table 2D - Personal Care Bed Census With SMI by Gender & Ages 18 - 64

CMHC Region / County / Facility	18-34				35-64			
	Male SMI Census	Male SMI Inpatient Days	Female SMI Census	Female SMI Inpatient Days	Male SMI Census	Male SMI Inpatient Days	Female SMI Census	Female SMI Inpatient Days
<b>Four Rivers</b>								
<b>CALLOWAY</b>								
Gardens At Hickory Woods	0	0	0	0	0	0	0	0
<b>CALLOWAY County Total:</b>	<b>0</b>	<b>0</b>	<b>0</b>	<b>0</b>	<b>0</b>	<b>0</b>	<b>0</b>	<b>0</b>
<b>CARLISLE</b>								
Countryside Center	0	0	0	0	0	0	0	0
<b>CARLISLE County Total:</b>	<b>0</b>	<b>0</b>	<b>0</b>	<b>0</b>	<b>0</b>	<b>0</b>	<b>0</b>	<b>0</b>
<b>GRAVES</b>								
Fern Terrace of Mayfield	15	5400	25	9000	36	12960	19	6840
<b>GRAVES County Total:</b>	<b>15</b>	<b>5,400</b>	<b>25</b>	<b>9,000</b>	<b>36</b>	<b>12,960</b>	<b>19</b>	<b>6,840</b>
<b>HICKMAN</b>								
Clinton Hickman County Nursing Facility	0	0	0	0	0	0	0	0
Clinton Place	0	0	0	0	0	0	0	0
<b>HICKMAN County Total:</b>	<b>0</b>	<b>0</b>	<b>0</b>	<b>0</b>	<b>0</b>	<b>0</b>	<b>0</b>	<b>0</b>
<b>MCCRACKEN</b>								
Charter Senior Living of Paducah	0	0	0	0	0	0	0	0
Gaither Suites at West Park	0	0	0	0	0	0	0	0
<b>MCCRACKEN County Total:</b>	<b>0</b>	<b>0</b>	<b>0</b>	<b>0</b>	<b>0</b>	<b>0</b>	<b>0</b>	<b>0</b>

\*CMHC - Community Mental Health Center

\*SMI - Severe Mental Illness

## 2023 ANNUAL KENTUCKY LONG TERM CARE UTILIZATION AND SERVICE REPORT

### Table 2D - Personal Care Bed Census With SMI by Gender & Ages 18 - 64

CMHC Region / County / Facility	18-34				35-64			
	Male SMI Census	Male SMI Inpatient Days	Female SMI Census	Female SMI Inpatient Days	Male SMI Census	Male SMI Inpatient Days	Female SMI Census	Female SMI Inpatient Days
<b>Four Rivers CMHC Total:</b>	<b>15</b>	<b>5,400</b>	<b>25</b>	<b>9,000</b>	<b>36</b>	<b>12,960</b>	<b>19</b>	<b>6,840</b>
<b>Kentucky River</b>								
KNOTT								
Golden Years Rest Home	37	37	21	21	35	35	21	21
<b>KNOTT County Total:</b>	<b>37</b>	<b>37</b>	<b>21</b>	<b>21</b>	<b>35</b>	<b>35</b>	<b>21</b>	<b>21</b>
<b>Kentucky River CMHC Total:</b>	<b>37</b>	<b>37</b>	<b>21</b>	<b>21</b>	<b>35</b>	<b>35</b>	<b>21</b>	<b>21</b>
<b>LifeSkills</b>								
ALLEN								
Cornerstone Manor	0	0	0	0	0	0	0	0
Scottsville Manor	1	64	1	365	17	3716	12	3706
<b>ALLEN County Total:</b>	<b>1</b>	<b>64</b>	<b>1</b>	<b>365</b>	<b>17</b>	<b>3,716</b>	<b>12</b>	<b>3,706</b>
EDMONSON								
Edmonson Center	0	0	0	0	0	0	1	140
<b>EDMONSON County Total:</b>	<b>0</b>	<b>0</b>	<b>0</b>	<b>0</b>	<b>0</b>	<b>0</b>	<b>1</b>	<b>140</b>
HART								
Hart County Manor	0	0	0	0	0	0	0	0
<b>HART County Total:</b>	<b>0</b>	<b>0</b>	<b>0</b>	<b>0</b>	<b>0</b>	<b>0</b>	<b>0</b>	<b>0</b>

\*CMHC - Community Mental Health Center

\*SMI - Severe Mental Illness

## 2023 ANNUAL KENTUCKY LONG TERM CARE UTILIZATION AND SERVICE REPORT

### Table 2D - Personal Care Bed Census With SMI by Gender & Ages 18 - 64

CMHC Region / County / Facility	18-34				35-64			
	Male SMI Census	Male SMI Inpatient Days	Female SMI Census	Female SMI Inpatient Days	Male SMI Census	Male SMI Inpatient Days	Female SMI Census	Female SMI Inpatient Days
<b>METCALFE</b>								
Harpers Home for the Aged	0	0	0	0	0	0	0	0
Metcalfe Health Care Center	0	0	0	0	0	0	0	0
<b>METCALFE County Total:</b>	<b>0</b>	<b>0</b>	<b>0</b>	<b>0</b>	<b>0</b>	<b>0</b>	<b>0</b>	<b>0</b>
<b>WARREN</b>								
Christian Health Center of Bowling Green	0	0	0	0	0	0	0	0
Fern Terrace of Bowling Green	0	0	0	0	33	9414	16	4694
The Haven At Massey Springs	0	0	0	0	0	0	0	0
<b>WARREN County Total:</b>	<b>0</b>	<b>0</b>	<b>0</b>	<b>0</b>	<b>33</b>	<b>9,414</b>	<b>16</b>	<b>4,694</b>
<b>LifeSkills CMHC Total:</b>	<b>1</b>	<b>64</b>	<b>1</b>	<b>365</b>	<b>50</b>	<b>13,130</b>	<b>29</b>	<b>8,540</b>
<b>Mountain</b>								
<b>JOHNSON</b>								
Venture Home of Paintsville	15	5475	11	4015	27	9785	20	7244
<b>JOHNSON County Total:</b>	<b>15</b>	<b>5,475</b>	<b>11</b>	<b>4,015</b>	<b>27</b>	<b>9,785</b>	<b>20</b>	<b>7,244</b>
<b>MAGOFFIN</b>								
Salyersville Nursing and Rehabilitation Center	0	0	0	0	0	0	0	0
<b>MAGOFFIN County Total:</b>	<b>0</b>	<b>0</b>	<b>0</b>	<b>0</b>	<b>0</b>	<b>0</b>	<b>0</b>	<b>0</b>

\*CMHC - Community Mental Health Center

\*SMI - Severe Mental Illness

## 2023 ANNUAL KENTUCKY LONG TERM CARE UTILIZATION AND SERVICE REPORT

### Table 2D - Personal Care Bed Census With SMI by Gender & Ages 18 - 64

CMHC Region / County / Facility	18-34				35-64			
	Male SMI Census	Male SMI Inpatient Days	Female SMI Census	Female SMI Inpatient Days	Male SMI Census	Male SMI Inpatient Days	Female SMI Census	Female SMI Inpatient Days
<b>PIKE</b>								
Good Shepherd Community Nursing Center	0	0	0	0	0	0	0	0
<b>PIKE County Total:</b>	<b>0</b>	<b>0</b>	<b>0</b>	<b>0</b>	<b>0</b>	<b>0</b>	<b>0</b>	<b>0</b>
<b>Mountain CMHC Total:</b>	<b>15</b>	<b>5,475</b>	<b>11</b>	<b>4,015</b>	<b>27</b>	<b>9,785</b>	<b>20</b>	<b>7,244</b>
<b>NorthKey</b>								
<b>BOONE</b>								
Colonial Heights Senior Living	0	0	0	0	0	0	0	0
Dominion Senior Living of Florence	0	0	0	0	0	0	0	0
<b>BOONE County Total:</b>	<b>0</b>	<b>0</b>	<b>0</b>	<b>0</b>	<b>0</b>	<b>0</b>	<b>0</b>	<b>0</b>
<b>CAMPBELL</b>								
Carmel Manor	0	0	0	0	0	0	0	0
The Seasons at Alexandria	0	0	0	0	0	0	0	0
<b>CAMPBELL County Total:</b>	<b>0</b>	<b>0</b>	<b>0</b>	<b>0</b>	<b>0</b>	<b>0</b>	<b>0</b>	<b>0</b>
<b>CARROLL</b>								
Carrollton Manor	2	371	1	130	16	4872	5	871

\*CMHC - Community Mental Health Center

\*SMI - Severe Mental Illness

## 2023 ANNUAL KENTUCKY LONG TERM CARE UTILIZATION AND SERVICE REPORT

### Table 2D - Personal Care Bed Census With SMI by Gender & Ages 18 - 64

CMHC Region / County / Facility	18-34				35-64			
	Male SMI Census	Male SMI Inpatient Days	Female SMI Census	Female SMI Inpatient Days	Male SMI Census	Male SMI Inpatient Days	Female SMI Census	Female SMI Inpatient Days
Valley Haven Rest Home	4	1460	0	0	26	9490	0	0
<b>CARROLL County Total:</b>	<b>6</b>	<b>1,831</b>	<b>1</b>	<b>130</b>	<b>42</b>	<b>14,362</b>	<b>5</b>	<b>871</b>
<b>GRANT</b>								
Jonesville Rest Home	4	988	2	247	13	3211	5	1235
<b>GRANT County Total:</b>	<b>4</b>	<b>988</b>	<b>2</b>	<b>247</b>	<b>13</b>	<b>3,211</b>	<b>5</b>	<b>1,235</b>
<b>KENTON</b>								
Covington Ladies Home	0	0	0	0	0	0	0	0
Ivy Knoll	0	0	0	0	1	122	3	520
Madonna Manor	0	0	0	0	0	0	0	0
Regency Manor	0	0	1	1	2	2	3	3
Regency Manor North	0	0	0	0	5	1340	2	612
Rosedale Green	0	0	0	0	0	0	0	0
St. Charles Care Center	0	0	0	0	0	0	0	0
The Summit of Edgewood	0	0	0	0	0	0	0	0
<b>KENTON County Total:</b>	<b>0</b>	<b>0</b>	<b>1</b>	<b>1</b>	<b>8</b>	<b>1,464</b>	<b>8</b>	<b>1,135</b>
<b>PENDLETON</b>								
Falmouth Personal Care Home	8	2920	1	365	17	6205	4	1460

\*CMHC - Community Mental Health Center

\*SMI - Severe Mental Illness

## 2023 ANNUAL KENTUCKY LONG TERM CARE UTILIZATION AND SERVICE REPORT

### Table 2D - Personal Care Bed Census With SMI by Gender & Ages 18 - 64

CMHC Region / County / Facility	18-34				35-64			
	Male SMI Census	Male SMI Inpatient Days	Female SMI Census	Female SMI Inpatient Days	Male SMI Census	Male SMI Inpatient Days	Female SMI Census	Female SMI Inpatient Days
The Front Gate	0	0	1	365	8	2320	4	1460
<b>PENDLETON County Total:</b>	<b>8</b>	<b>2,920</b>	<b>2</b>	<b>730</b>	<b>25</b>	<b>8,525</b>	<b>8</b>	<b>2,920</b>
<b>NorthKey CMHC Total:</b>	<b>18</b>	<b>5,739</b>	<b>6</b>	<b>1,108</b>	<b>88</b>	<b>27,562</b>	<b>26</b>	<b>6,161</b>

### Pathways

#### BOYD

Genesis Health of Ashland	4	1460	6	2190	6	2190	5	1825
Genesis II Health	5	1825	5	1825	10	3650	6	2190
Kings Daughters and Sons Home	0	0	0	0	0	0	0	0
<b>BOYD County Total:</b>	<b>9</b>	<b>3,285</b>	<b>11</b>	<b>4,015</b>	<b>16</b>	<b>5,840</b>	<b>11</b>	<b>4,015</b>

#### GREENUP

Frasures Personal Care Home	5	1800	3	1095	24	6960	26	7431
Morning Pointe of Russell	0	0	0	0	0	0	0	0
The Lantern At Morning Pointe Alzheimers and Memory Care	0	0	0	0	0	0	0	0
Trinity Station Retirement Community	0	0	0	0	0	0	0	0
<b>GREENUP County Total:</b>	<b>5</b>	<b>1,800</b>	<b>3</b>	<b>1,095</b>	<b>24</b>	<b>6,960</b>	<b>26</b>	<b>7,431</b>

\*CMHC - Community Mental Health Center

\*SMI - Severe Mental Illness



## 2023 ANNUAL KENTUCKY LONG TERM CARE UTILIZATION AND SERVICE REPORT

### Table 2D - Personal Care Bed Census With SMI by Gender & Ages 18 - 64

CMHC Region / County / Facility	18-34				35-64			
	Male SMI Census	Male SMI Inpatient Days	Female SMI Census	Female SMI Inpatient Days	Male SMI Census	Male SMI Inpatient Days	Female SMI Census	Female SMI Inpatient Days
<b>LAWRENCE</b>								
The Jordan Center	0	0	0	0	0	0	0	0
<b>LAWRENCE County Total:</b>	<b>0</b>	<b>0</b>	<b>0</b>	<b>0</b>	<b>0</b>	<b>0</b>	<b>0</b>	<b>0</b>
<b>MENIFEE</b>								
Edgewood Estates	0	0	0	0	2	730	1	365
<b>MENIFEE County Total:</b>	<b>0</b>	<b>0</b>	<b>0</b>	<b>0</b>	<b>2</b>	<b>730</b>	<b>1</b>	<b>365</b>
<b>MONTGOMERY</b>								
Regency Memory Care	0	0	0	0	0	0	0	0
<b>MONTGOMERY County Total:</b>	<b>0</b>	<b>0</b>	<b>0</b>	<b>0</b>	<b>0</b>	<b>0</b>	<b>0</b>	<b>0</b>
<b>MORGAN</b>								
West Liberty Nursing and Rehabilitation Center	0	0	0	0	0	0	0	0
<b>MORGAN County Total:</b>	<b>0</b>	<b>0</b>	<b>0</b>	<b>0</b>	<b>0</b>	<b>0</b>	<b>0</b>	<b>0</b>
<b>Pathways CMHC Total:</b>	<b>14</b>	<b>5,085</b>	<b>14</b>	<b>5,110</b>	<b>42</b>	<b>13,530</b>	<b>38</b>	<b>11,811</b>
<b>Pennyroyal</b>								
<b>CALDWELL</b>								
Highland Homes, Inc.	5	1825	6	2190	35	12775	46	16790
<b>CALDWELL County Total:</b>	<b>5</b>	<b>1,825</b>	<b>6</b>	<b>2,190</b>	<b>35</b>	<b>12,775</b>	<b>46</b>	<b>16,790</b>

\*CMHC - Community Mental Health Center

\*SMI - Severe Mental Illness

## 2023 ANNUAL KENTUCKY LONG TERM CARE UTILIZATION AND SERVICE REPORT

### Table 2D - Personal Care Bed Census With SMI by Gender & Ages 18 - 64

CMHC Region / County / Facility	18-34				35-64			
	Male SMI Census	Male SMI Inpatient Days	Female SMI Census	Female SMI Inpatient Days	Male SMI Census	Male SMI Inpatient Days	Female SMI Census	Female SMI Inpatient Days
<b>CHRISTIAN</b>								
Charter Senior Living of Hopkinsville	0	0	0	0	0	0	0	0
Christian County Manor	9	365	8	365	22	365	29	365
Christian Health Center, Hopkinsville	0	0	0	0	0	0	0	0
Pennyrile Home	0	0	0	0	13	4380	16	5041
<b>CHRISTIAN County Total:</b>	<b>9</b>	<b>365</b>	<b>8</b>	<b>365</b>	<b>35</b>	<b>4,745</b>	<b>45</b>	<b>5,406</b>
<b>CRITTENDEN</b>								
Crittenden County Health and Rehabilitation Center	0	0	0	0	0	0	0	0
<b>CRITTENDEN County Total:</b>	<b>0</b>	<b>0</b>	<b>0</b>	<b>0</b>	<b>0</b>	<b>0</b>	<b>0</b>	<b>0</b>
<b>HOPKINS</b>								
Madisonville Rest Home I LLC	4	1460	3	1095	22	8030	12	4380
The Homestead	8	1972	3	739	26	6655	25	6162
<b>HOPKINS County Total:</b>	<b>12</b>	<b>3,432</b>	<b>6</b>	<b>1,834</b>	<b>48</b>	<b>14,685</b>	<b>37</b>	<b>10,542</b>
<b>LYON</b>								
Rivers Bend Retirement Community	0	0	0	0	0	0	0	0
<b>LYON County Total:</b>	<b>0</b>	<b>0</b>	<b>0</b>	<b>0</b>	<b>0</b>	<b>0</b>	<b>0</b>	<b>0</b>

\*CMHC - Community Mental Health Center

\*SMI - Severe Mental Illness

## 2023 ANNUAL KENTUCKY LONG TERM CARE UTILIZATION AND SERVICE REPORT

### Table 2D - Personal Care Bed Census With SMI by Gender & Ages 18 - 64

CMHC Region / County / Facility	18-34				35-64			
	Male SMI Census	Male SMI Inpatient Days	Female SMI Census	Female SMI Inpatient Days	Male SMI Census	Male SMI Inpatient Days	Female SMI Census	Female SMI Inpatient Days
<b>MUHLENBERG</b>								
Greenville Nursing and Rehabilitation	0	0	0	0	0	0	0	0
Sparks Nursing Center	1	30	0	0	19	4375	11	3127
<b>MUHLENBERG County Total:</b>	<b>1</b>	<b>30</b>	<b>0</b>	<b>0</b>	<b>19</b>	<b>4,375</b>	<b>11</b>	<b>3,127</b>
<b>TRIGG</b>								
Better Senior Living	0	0	0	0	62	365	40	365
<b>TRIGG County Total:</b>	<b>0</b>	<b>0</b>	<b>0</b>	<b>0</b>	<b>62</b>	<b>365</b>	<b>40</b>	<b>365</b>
<b>Pennyroyal CMHC Total:</b>	<b>27</b>	<b>5,652</b>	<b>20</b>	<b>4,389</b>	<b>199</b>	<b>36,945</b>	<b>179</b>	<b>36,230</b>
<b>River Valley</b>								
<b>DAVIESS</b>								
Calumet Trace Senior Living	0	0	0	0	0	0	0	0
Carmel Home	0	0	0	0	0	0	0	0
Cedarhurst of Owensboro	0	0	0	0	0	0	0	0
Chautauqua Health and Rehab	0	0	0	0	1	255	2	353
Davco Rest Home	4	949	6	1457	45	10981	33	9053

\*CMHC - Community Mental Health Center

\*SMI - Severe Mental Illness

## 2023 ANNUAL KENTUCKY LONG TERM CARE UTILIZATION AND SERVICE REPORT

### Table 2D - Personal Care Bed Census With SMI by Gender & Ages 18 - 64

CMHC Region / County / Facility	18-34				35-64			
	Male SMI Census	Male SMI Inpatient Days	Female SMI Census	Female SMI Inpatient Days	Male SMI Census	Male SMI Inpatient Days	Female SMI Census	Female SMI Inpatient Days
Fern Terrace of Owensboro, LLC	0	0	0	0	15	3227	11	2784
<b>DAVIESS County Total:</b>	<b>4</b>	<b>949</b>	<b>6</b>	<b>1,457</b>	<b>61</b>	<b>14,463</b>	<b>46</b>	<b>12,190</b>
<b>HANCOCK</b>								
Lewisport Rest Home I LLC	23	8395	7	2555	22	8030	1	365
<b>HANCOCK County Total:</b>	<b>23</b>	<b>8,395</b>	<b>7</b>	<b>2,555</b>	<b>22</b>	<b>8,030</b>	<b>1</b>	<b>365</b>
<b>HENDERSON</b>								
Henderson Manor	3	1095	14	5110	9	3285	11	4015
HOH Healthcare, LLC	0	0	0	0	0	0	0	0
<b>HENDERSON County Total:</b>	<b>3</b>	<b>1,095</b>	<b>14</b>	<b>5,110</b>	<b>9</b>	<b>3,285</b>	<b>11</b>	<b>4,015</b>
<b>OHIO</b>								
Beaver Dam Nursing and Rehab Center	0	0	0	0	3	688	1	61
<b>OHIO County Total:</b>	<b>0</b>	<b>0</b>	<b>0</b>	<b>0</b>	<b>3</b>	<b>688</b>	<b>1</b>	<b>61</b>
<b>River Valley CMHC Total:</b>	<b>30</b>	<b>10,439</b>	<b>27</b>	<b>9,122</b>	<b>95</b>	<b>26,466</b>	<b>59</b>	<b>16,631</b>

#### Seven Counties

#### BULLITT

Colonial House of Shepherdsville	1	365	0	0	21	7665	20	7300
----------------------------------	---	-----	---	---	----	------	----	------

\*CMHC - Community Mental Health Center

\*SMI - Severe Mental Illness

## 2023 ANNUAL KENTUCKY LONG TERM CARE UTILIZATION AND SERVICE REPORT

### Table 2D - Personal Care Bed Census With SMI by Gender & Ages 18 - 64

CMHC Region / County / Facility	18-34				35-64			
	Male SMI Census	Male SMI Inpatient Days	Female SMI Census	Female SMI Inpatient Days	Male SMI Census	Male SMI Inpatient Days	Female SMI Census	Female SMI Inpatient Days
Sanders Ridge Health Campus	0	0	0	0	0	0	0	0
<b>BULLITT County Total:</b>	<b>1</b>	<b>365</b>	<b>0</b>	<b>0</b>	<b>21</b>	<b>7,665</b>	<b>20</b>	<b>7,300</b>
<b>JEFFERSON</b>								
Anthology of Louisville	0	0	0	0	0	0	0	0
Arcadia Senior Living Louisville	0	0	0	0	0	0	0	0
Barton House of Louisville 1	0	0	0	0	0	0	0	0
Belmont Village	0	0	0	0	0	0	0	0
Brookdale Stonestreet	0	0	0	0	0	0	0	0
Dominion Senior Living of Louisville	0	0	0	0	0	0	0	0
Eastern Star Home in KY	0	0	0	0	0	0	0	0
Episcopal Church Home	0	0	0	0	0	0	0	0
Forest Hills Commons	0	0	0	0	0	0	0	0
Forest Springs Health Campus	0	0	0	0	0	0	0	0
Glen Ridge Health Campus	0	0	0	0	0	0	0	0
Hallmark House Louisville II	0	0	0	0	0	0	0	0
Harmony at Tucker Station	0	0	0	0	0	0	0	0

\*CMHC - Community Mental Health Center

\*SMI - Severe Mental Illness

## 2023 ANNUAL KENTUCKY LONG TERM CARE UTILIZATION AND SERVICE REPORT

**Table 2D - Personal Care Bed Census With SMI by Gender & Ages 18 - 64**

CMHC Region / County / Facility	18-34				35-64			
	Male SMI Census	Male SMI Inpatient Days	Female SMI Census	Female SMI Inpatient Days	Male SMI Census	Male SMI Inpatient Days	Female SMI Census	Female SMI Inpatient Days
Little Sisters of the Poor	0	0	0	0	0	0	0	0
Louisville Protestant Altenheim	0	0	0	0	0	0	0	0
Masonic Home of Louisville	0	0	0	0	0	0	1	365
Morning Pointe of Louisville at South Hurstbourne	0	0	0	0	0	0	1	293
Nazareth Home	0	0	0	0	0	0	0	0
Nazareth Home Clifton	0	0	0	0	0	0	0	0
Parrs at Springhurst	0	0	0	0	0	0	0	0
Rose Anna Hughes Home	0	0	0	0	0	0	0	0
Storypoint Prospect	0	0	0	0	0	0	0	0
Sunrise of Louisville	0	0	0	0	0	0	0	0
Symphony at Valley Farms	0	0	0	0	0	0	0	0
The Enclave of East Louisville	0	0	0	0	0	0	0	0
The Forum at Brookside	0	0	0	0	0	0	0	0
The Lantern At Morning Pointe (Louisville)	0	0	0	0	0	0	0	0
The Legacy at English Station	0	0	0	0	0	0	0	0
The Pinnacle of Louisville	0	0	0	0	0	0	0	0

\*CMHC - Community Mental Health Center

\*SMI - Severe Mental Illness

## 2023 ANNUAL KENTUCKY LONG TERM CARE UTILIZATION AND SERVICE REPORT

### Table 2D - Personal Care Bed Census With SMI by Gender & Ages 18 - 64

CMHC Region / County / Facility	18-34				35-64			
	Male SMI Census	Male SMI Inpatient Days	Female SMI Census	Female SMI Inpatient Days	Male SMI Census	Male SMI Inpatient Days	Female SMI Census	Female SMI Inpatient Days
The Spring House at Louisville	0	0	0	0	0	0	0	0
The Springs at Stony Brook	0	0	0	0	0	0	0	0
The Willows at Springhurst	0	0	0	0	0	0	0	0
Treyton Oaks Towers	0	0	0	0	0	0	0	0
Wesley Manor	0	0	0	0	0	0	0	0
Westminster Terrace	0	0	0	0	0	0	0	0
Westport Place Health Campus	0	0	0	0	0	0	0	0
<b>JEFFERSON County Total:</b>	<b>0</b>	<b>0</b>	<b>0</b>	<b>0</b>	<b>0</b>	<b>0</b>	<b>2</b>	<b>658</b>
<b>OLDHAM</b>								
The Springs at Oldham Reserve	0	0	0	0	0	0	0	0
<b>OLDHAM County Total:</b>	<b>0</b>	<b>0</b>	<b>0</b>	<b>0</b>	<b>0</b>	<b>0</b>	<b>0</b>	<b>0</b>
<b>SHELBY</b>								
Colonial Hall Manor	9	1565	3	389	24	6510	16	3582
Masonic Home of Shelbyville	0	0	0	0	0	0	0	0
Shelby Farms Senior Living	0	0	0	0	0	0	0	0
<b>SHELBY County Total:</b>	<b>9</b>	<b>1,565</b>	<b>3</b>	<b>389</b>	<b>24</b>	<b>6,510</b>	<b>16</b>	<b>3,582</b>

\*CMHC - Community Mental Health Center

\*SMI - Severe Mental Illness

## 2023 ANNUAL KENTUCKY LONG TERM CARE UTILIZATION AND SERVICE REPORT

**Table 2D - Personal Care Bed Census With SMI by Gender & Ages 18 - 64**

CMHC Region / County / Facility	18-34				35-64			
	Male SMI Census	Male SMI Inpatient Days	Female SMI Census	Female SMI Inpatient Days	Male SMI Census	Male SMI Inpatient Days	Female SMI Census	Female SMI Inpatient Days
<b>Seven Counties CMHC Total:</b>	10	1,930	3	389	45	14,175	38	11,540
<b>Statewide Total</b>	190	46,015	135	35,249	743	194,554	550	144,398

\*CMHC - Community Mental Health Center  
 \*SMI - Severe Mental Illness



**2023 ANNUAL KENTUCKY LONG TERM CARE UTILIZATION AND SERVICE REPORT**

**Table 2DD - Personal Care Bed Census by Gender & Ages 18 - 64**

**Patients With SMI Receiving State Supplementation**

CMHC Region / County / Facility	18-34				35-64			
	Male SMI State Supp. Census	Male SMI State Supp. Inpatient Days	Female SMI State Supp. Census	Female SMI State Supp. Inpatient Days	Male SMI State Supp. Census	Male SMI State Supp. Inpatient Days	Female SMI State Supp. Census	Female SMI State Supp. Inpatient Days
<b>Adanta</b>								
<b>MCCREARY</b>								
Cumberland Manor Rest Home I LLC	4	1348	1	337	28	7077	11	2359
<b>MCCREARY County Total:</b>	<b>4</b>	<b>1,348</b>	<b>1</b>	<b>337</b>	<b>28</b>	<b>7,077</b>	<b>11</b>	<b>2,359</b>
<b>PULASKI</b>								
Bluegrass Senior Living Somerset	0	0	0	0	0	0	0	0
Crestview Personal Care	0	0	0	0	3	909	8	2525
<b>PULASKI County Total:</b>	<b>0</b>	<b>0</b>	<b>0</b>	<b>0</b>	<b>3</b>	<b>909</b>	<b>8</b>	<b>2,525</b>
<b>TAYLOR</b>								
Bluegrass Way	0	0	0	0	0	0	0	0
<b>TAYLOR County Total:</b>	<b>0</b>	<b>0</b>	<b>0</b>	<b>0</b>	<b>0</b>	<b>0</b>	<b>0</b>	<b>0</b>
<b>WAYNE</b>								
Dishman Personal Care Home	0	0	0	0	0	0	0	0
<b>WAYNE County Total:</b>	<b>0</b>	<b>0</b>	<b>0</b>	<b>0</b>	<b>0</b>	<b>0</b>	<b>0</b>	<b>0</b>
<b>Adanta CMHC Total:</b>	<b>4</b>	<b>1,348</b>	<b>1</b>	<b>337</b>	<b>31</b>	<b>7,986</b>	<b>19</b>	<b>4,884</b>
<b>Bluegrass</b>								
<b>BOURBON</b>								
Bourbon Heights	0	0	0	0	0	0	0	0
<b>BOURBON County Total:</b>	<b>0</b>	<b>0</b>	<b>0</b>	<b>0</b>	<b>0</b>	<b>0</b>	<b>0</b>	<b>0</b>
<b>BOYLE</b>								
McDowell Place of Danville	0	0	0	0	0	0	0	0
Morning Pointe of Danville	0	0	0	0	0	0	0	0
Walkers Trail Senior Living	0	0	0	0	0	0	0	0
<b>BOYLE County Total:</b>	<b>0</b>	<b>0</b>	<b>0</b>	<b>0</b>	<b>0</b>	<b>0</b>	<b>0</b>	<b>0</b>

\*CMHC - Community Mental Health Center

\*SMI - Severe Mental Illness

\*State Supp. - Supplementation for needy persons who are aged, blind or have a disability (KRS 205.245)

**Table 2DD - Personal Care Bed Census by Gender & Ages 18 - 64**

**Patients With SMI Receiving State Supplementation**

CMHC Region / County / Facility	18-34				35-64			
	Male SMI State Supp. Census	Male SMI State Supp. Inpatient Days	Female SMI State Supp. Census	Female SMI State Supp. Inpatient Days	Male SMI State Supp. Census	Male SMI State Supp. Inpatient Days	Female SMI State Supp. Census	Female SMI State Supp. Inpatient Days
<b>CLARK</b>								
Boonesboro Trail Senior Living	0	0	0	0	0	0	0	0
<b>CLARK County Total:</b>	<b>0</b>	<b>0</b>	<b>0</b>	<b>0</b>	<b>0</b>	<b>0</b>	<b>0</b>	<b>0</b>
<b>ESTILL</b>								
Irvine Nursing and Rehabilitation	0	0	0	0	0	0	0	0
<b>ESTILL County Total:</b>	<b>0</b>	<b>0</b>	<b>0</b>	<b>0</b>	<b>0</b>	<b>0</b>	<b>0</b>	<b>0</b>
<b>FAYETTE</b>								
Cedarhurst of Beaumont	0	0	0	0	0	0	0	0
Central Ky Recovery Center Unit 1	0	0	0	0	0	0	0	0
Central KY Recovery Center Unit 2	3	614	2	175	8	1203	5	845
Legacy Reserve at Fritz Farm	0	0	0	0	0	0	0	0
Lexington Country Place	0	0	0	0	0	0	0	0
Morning Pointe of Lexington	0	0	0	0	0	0	0	0
Morning Pointe of Lexington East	0	0	0	0	0	0	0	0
Preston Greens Senior Living	0	0	0	0	0	0	0	0
Richmond Place Senior Living	0	0	0	0	0	0	0	0
Signature Healthcare at Tanbark Rehab	0	0	0	0	0	0	0	0
The Breckinridge	0	0	0	0	0	0	0	0
The Lantern at Morning Pointe	0	0	0	0	0	0	0	0
The Legacy at the Willows	0	0	0	0	0	0	0	0
The Willows at Citation	0	0	0	0	0	0	0	0
The Willows at Fritz Farm	0	0	0	0	0	0	0	0
The Willows at Hamburg	0	0	0	0	0	0	0	0
<b>FAYETTE County Total:</b>	<b>3</b>	<b>614</b>	<b>2</b>	<b>175</b>	<b>8</b>	<b>1,203</b>	<b>5</b>	<b>845</b>

\*CMHC - Community Mental Health Center

\*SMI - Severe Mental Illness

\*State Supp. - Supplementation for needy persons who are aged, blind or have a disability (KRS 205.245)

**Table 2DD - Personal Care Bed Census by Gender & Ages 18 - 64**

**Patients With SMI Receiving State Supplementation**

CMHC Region / County / Facility	18-34				35-64			
	Male SMI State Supp. Census	Male SMI State Supp. Inpatient Days	Female SMI State Supp. Census	Female SMI State Supp. Inpatient Days	Male SMI State Supp. Census	Male SMI State Supp. Inpatient Days	Female SMI State Supp. Census	Female SMI State Supp. Inpatient Days
<b>FRANKLIN</b>								
Dominion Senior Living of Frankfort	0	0	0	0	0	0	0	0
Morning Pointe of Frankfort	0	0	0	0	0	0	0	0
The Lantern at Morning Pointe of Frankfort	0	0	0	0	0	0	0	0
<b>FRANKLIN County Total:</b>	<b>0</b>	<b>0</b>	<b>0</b>	<b>0</b>	<b>0</b>	<b>0</b>	<b>0</b>	<b>0</b>
<b>HARRISON</b>								
Cedar Ridge Health Campus	0	0	0	0	0	0	0	0
Parkside Manor	0	0	0	0	0	0	0	0
Shady Lawn	5	1825	0	0	35	12775	28	10220
<b>HARRISON County Total:</b>	<b>5</b>	<b>1,825</b>	<b>0</b>	<b>0</b>	<b>35</b>	<b>12,775</b>	<b>28</b>	<b>10,220</b>
<b>JESSAMINE</b>								
Bridgepointe at Ashgrove Woods	0	0	0	0	0	0	0	0
Cedarhurst of Nicholasville	0	0	0	0	0	0	0	0
Rose Terrace, LLC	0	0	1	123	7	2555	7	2040
Wesley Village	0	0	0	0	0	0	0	0
<b>JESSAMINE County Total:</b>	<b>0</b>	<b>0</b>	<b>1</b>	<b>123</b>	<b>7</b>	<b>2,555</b>	<b>7</b>	<b>2,040</b>
<b>LINCOLN</b>								
Waynesburg Manor	0	0	0	0	0	0	0	0
<b>LINCOLN County Total:</b>	<b>0</b>	<b>0</b>	<b>0</b>	<b>0</b>	<b>0</b>	<b>0</b>	<b>0</b>	<b>0</b>
<b>MADISON</b>								
Dominion Senior Living of Richmond	0	0	0	0	0	0	0	0
Morning Pointe of Richmond	0	0	0	0	0	0	0	0
Telford Terrace	0	0	0	0	0	0	0	0
<b>MADISON County Total:</b>	<b>0</b>	<b>0</b>	<b>0</b>	<b>0</b>	<b>0</b>	<b>0</b>	<b>0</b>	<b>0</b>

\*CMHC - Community Mental Health Center

\*SMI - Severe Mental Illness

\*State Supp. - Supplementation for needy persons who are aged, blind or have a disability (KRS 205.245)

**Table 2DD - Personal Care Bed Census by Gender & Ages 18 - 64**

**Patients With SMI Receiving State Supplementation**

CMHC Region / County / Facility	18-34				35-64			
	Male SMI State Supp. Census	Male SMI State Supp. Inpatient Days	Female SMI State Supp. Census	Female SMI State Supp. Inpatient Days	Male SMI State Supp. Census	Male SMI State Supp. Inpatient Days	Female SMI State Supp. Census	Female SMI State Supp. Inpatient Days
<b>MERCER</b>								
The Willows at Harrodsburg	0	0	0	0	0	0	0	0
<b>MERCER County Total:</b>	<b>0</b>	<b>0</b>	<b>0</b>	<b>0</b>	<b>0</b>	<b>0</b>	<b>0</b>	<b>0</b>
<b>POWELL</b>								
Stanton Nursing and Rehabilitation Center	0	0	0	0	0	0	0	0
<b>POWELL County Total:</b>	<b>0</b>	<b>0</b>	<b>0</b>	<b>0</b>	<b>0</b>	<b>0</b>	<b>0</b>	<b>0</b>
<b>SCOTT</b>								
The Meadows At Windsor Gardens	0	0	0	0	0	0	0	0
<b>SCOTT County Total:</b>	<b>0</b>	<b>0</b>	<b>0</b>	<b>0</b>	<b>0</b>	<b>0</b>	<b>0</b>	<b>0</b>
<b>WOODFORD</b>								
Daisy Hill Senior Living	0	0	0	0	0	0	0	0
Taylor Manor Nursing Home	0	0	0	0	0	0	0	0
The Homeplace At Midway	0	0	0	0	0	0	0	0
<b>WOODFORD County Total:</b>	<b>0</b>	<b>0</b>	<b>0</b>	<b>0</b>	<b>0</b>	<b>0</b>	<b>0</b>	<b>0</b>
<b>Bluegrass CMHC Total:</b>	<b>8</b>	<b>2,439</b>	<b>3</b>	<b>298</b>	<b>50</b>	<b>16,533</b>	<b>40</b>	<b>13,105</b>
<b>Communicare</b>								
<b>GRAYSON</b>								
Grayson Nursing and Rehab Center	0	0	0	0	0	0	0	0
<b>GRAYSON County Total:</b>	<b>0</b>	<b>0</b>	<b>0</b>	<b>0</b>	<b>0</b>	<b>0</b>	<b>0</b>	<b>0</b>
<b>HARDIN</b>								
Helmwood Healthcare Center and Elizabeth Sanford Swope Personal Care	0	0	0	0	0	0	0	0
Peridot Senior Living	0	0	0	0	0	0	0	0

\*CMHC - Community Mental Health Center

\*SMI - Severe Mental Illness

\*State Supp. - Supplementation for needy persons who are aged, blind or have a disability (KRS 205.245)

**Table 2DD - Personal Care Bed Census by Gender & Ages 18 - 64**

**Patients With SMI Receiving State Supplementation**

CMHC Region / County / Facility	18-34				35-64			
	Male SMI State Supp. Census	Male SMI State Supp. Inpatient Days	Female SMI State Supp. Census	Female SMI State Supp. Inpatient Days	Male SMI State Supp. Census	Male SMI State Supp. Inpatient Days	Female SMI State Supp. Census	Female SMI State Supp. Inpatient Days
Signature Healthcare at North Hardin Rehab	0	0	0	0	0	0	0	0
<b>HARDIN County Total:</b>	<b>0</b>	<b>0</b>	<b>0</b>	<b>0</b>	<b>0</b>	<b>0</b>	<b>0</b>	<b>0</b>
<b>MARION</b>								
Loretto Living Center at Loretto	0	0	0	0	0	0	0	0
Motherhouse Infirmary, Inc.	0	0	0	0	0	0	0	0
The Village of Lebanon II	0	0	0	0	0	0	0	0
<b>MARION County Total:</b>	<b>0</b>	<b>0</b>	<b>0</b>	<b>0</b>	<b>0</b>	<b>0</b>	<b>0</b>	<b>0</b>
<b>NELSON</b>								
Cooper Trail Senior Living	0	0	0	0	0	0	0	0
Windsor Gardens CCRC	0	0	0	0	0	0	0	0
<b>NELSON County Total:</b>	<b>0</b>	<b>0</b>	<b>0</b>	<b>0</b>	<b>0</b>	<b>0</b>	<b>0</b>	<b>0</b>
<b>WASHINGTON</b>								
Sansbury Care Center	0	0	0	0	0	0	0	0
<b>WASHINGTON County Total:</b>	<b>0</b>	<b>0</b>	<b>0</b>	<b>0</b>	<b>0</b>	<b>0</b>	<b>0</b>	<b>0</b>
<b>Communicare CMHC Total:</b>	<b>0</b>	<b>0</b>	<b>0</b>	<b>0</b>	<b>0</b>	<b>0</b>	<b>0</b>	<b>0</b>
<b>Comprehend</b>								
<b>LEWIS</b>								
Vanceburg Rehabilitation and Care	0	0	0	0	0	0	0	0
<b>LEWIS County Total:</b>	<b>0</b>	<b>0</b>	<b>0</b>	<b>0</b>	<b>0</b>	<b>0</b>	<b>0</b>	<b>0</b>
<b>Comprehend CMHC Total:</b>	<b>0</b>	<b>0</b>	<b>0</b>	<b>0</b>	<b>0</b>	<b>0</b>	<b>0</b>	<b>0</b>

\*CMHC - Community Mental Health Center

\*SMI - Severe Mental Illness

\*State Supp. - Supplementation for needy persons who are aged, blind or have a disability (KRS 205.245)

**Table 2DD - Personal Care Bed Census by Gender & Ages 18 - 64**

**Patients With SMI Receiving State Supplementation**

CMHC Region / County / Facility	18-34				35-64			
	Male SMI State Supp. Census	Male SMI State Supp. Inpatient Days	Female SMI State Supp. Census	Female SMI State Supp. Inpatient Days	Male SMI State Supp. Census	Male SMI State Supp. Inpatient Days	Female SMI State Supp. Census	Female SMI State Supp. Inpatient Days
<b>Cumberland River</b>								
<b>BELL</b>								
Generations Center of Middlesboro	3	1095	3	1095	17	6205	28	10220
<b>BELL County Total:</b>	<b>3</b>	<b>1,095</b>	<b>3</b>	<b>1,095</b>	<b>17</b>	<b>6,205</b>	<b>28</b>	<b>10,220</b>
<b>HARLAN</b>								
The Laurels	0	0	0	0	20	7300	26	9490
<b>HARLAN County Total:</b>	<b>0</b>	<b>0</b>	<b>0</b>	<b>0</b>	<b>20</b>	<b>7,300</b>	<b>26</b>	<b>9,490</b>
<b>KNOX</b>								
Christian Health Center - Corbin	0	0	0	0	0	0	0	0
<b>KNOX County Total:</b>	<b>0</b>	<b>0</b>	<b>0</b>	<b>0</b>	<b>0</b>	<b>0</b>	<b>0</b>	<b>0</b>
<b>Cumberland River CMHC Total:</b>	<b>3</b>	<b>1,095</b>	<b>3</b>	<b>1,095</b>	<b>37</b>	<b>13,505</b>	<b>54</b>	<b>19,710</b>
<b>Four Rivers</b>								
<b>CALLOWAY</b>								
Gardens At Hickory Woods	0	0	0	0	0	0	0	0
<b>CALLOWAY County Total:</b>	<b>0</b>	<b>0</b>	<b>0</b>	<b>0</b>	<b>0</b>	<b>0</b>	<b>0</b>	<b>0</b>
<b>CARLISLE</b>								
Countryside Center	0	0	0	0	0	0	0	0
<b>CARLISLE County Total:</b>	<b>0</b>	<b>0</b>	<b>0</b>	<b>0</b>	<b>0</b>	<b>0</b>	<b>0</b>	<b>0</b>
<b>GRAVES</b>								
Fern Terrace of Mayfield	15	5400	25	9000	32	11520	17	6120
<b>GRAVES County Total:</b>	<b>15</b>	<b>5,400</b>	<b>25</b>	<b>9,000</b>	<b>32</b>	<b>11,520</b>	<b>17</b>	<b>6,120</b>

\*CMHC - Community Mental Health Center

\*SMI - Severe Mental Illness

\*State Supp. - Supplementation for needy persons who are aged, blind or have a disability (KRS 205.245)

**Table 2DD - Personal Care Bed Census by Gender & Ages 18 - 64**

**Patients With SMI Receiving State Supplementation**

CMHC Region / County / Facility	18-34				35-64			
	Male SMI State Supp. Census	Male SMI State Supp. Inpatient Days	Female SMI State Supp. Census	Female SMI State Supp. Inpatient Days	Male SMI State Supp. Census	Male SMI State Supp. Inpatient Days	Female SMI State Supp. Census	Female SMI State Supp. Inpatient Days
<b>HICKMAN</b>								
Clinton Hickman County Nursing Facility	0	0	0	0	0	0	0	0
Clinton Place	0	0	0	0	0	0	0	0
<b>HICKMAN County Total:</b>	<b>0</b>	<b>0</b>	<b>0</b>	<b>0</b>	<b>0</b>	<b>0</b>	<b>0</b>	<b>0</b>
<b>MCCRACKEN</b>								
Charter Senior Living of Paducah	0	0	0	0	0	0	0	0
Gaither Suites at West Park	0	0	0	0	0	0	0	0
<b>MCCRACKEN County Total:</b>	<b>0</b>	<b>0</b>	<b>0</b>	<b>0</b>	<b>0</b>	<b>0</b>	<b>0</b>	<b>0</b>
<b>Four Rivers CMHC Total:</b>	<b>15</b>	<b>5,400</b>	<b>25</b>	<b>9,000</b>	<b>32</b>	<b>11,520</b>	<b>17</b>	<b>6,120</b>
Kentucky River								
<b>KNOTT</b>								
Golden Years Rest Home	20	7300	14	5110	22	8030	11	4015
<b>KNOTT County Total:</b>	<b>20</b>	<b>7,300</b>	<b>14</b>	<b>5,110</b>	<b>22</b>	<b>8,030</b>	<b>11</b>	<b>4,015</b>
<b>Kentucky River CMHC Total:</b>	<b>20</b>	<b>7,300</b>	<b>14</b>	<b>5,110</b>	<b>22</b>	<b>8,030</b>	<b>11</b>	<b>4,015</b>
LifeSkills								
<b>ALLEN</b>								
Cornerstone Manor	0	0	0	0	0	0	0	0
Scottsville Manor	0	0	1	365	12	2149	10	2976
<b>ALLEN County Total:</b>	<b>0</b>	<b>0</b>	<b>1</b>	<b>365</b>	<b>12</b>	<b>2,149</b>	<b>10</b>	<b>2,976</b>
<b>EDMONSON</b>								
Edmonson Center	0	0	0	0	0	0	1	140
<b>EDMONSON County Total:</b>	<b>0</b>	<b>0</b>	<b>0</b>	<b>0</b>	<b>0</b>	<b>0</b>	<b>1</b>	<b>140</b>

\*CMHC - Community Mental Health Center

\*SMI - Severe Mental Illness

\*State Supp. - Supplementation for needy persons who are aged, blind or have a disability (KRS 205.245)

**Table 2DD - Personal Care Bed Census by Gender & Ages 18 - 64**

**Patients With SMI Receiving State Supplementation**

CMHC Region / County / Facility	18-34				35-64			
	Male SMI State Supp. Census	Male SMI State Supp. Inpatient Days	Female SMI State Supp. Census	Female SMI State Supp. Inpatient Days	Male SMI State Supp. Census	Male SMI State Supp. Inpatient Days	Female SMI State Supp. Census	Female SMI State Supp. Inpatient Days
<b>HART</b>								
Hart County Manor	0	0	0	0	0	0	0	0
<b>HART County Total:</b>	<b>0</b>	<b>0</b>	<b>0</b>	<b>0</b>	<b>0</b>	<b>0</b>	<b>0</b>	<b>0</b>
<b>METCALFE</b>								
Harpers Home for the Aged	0	0	0	0	0	0	0	0
Metcalfe Health Care Center	0	0	0	0	0	0	0	0
<b>METCALFE County Total:</b>	<b>0</b>	<b>0</b>	<b>0</b>	<b>0</b>	<b>0</b>	<b>0</b>	<b>0</b>	<b>0</b>
<b>WARREN</b>								
Christian Health Center of Bowling Green	0	0	0	0	0	0	0	0
Fern Terrace of Bowling Green	0	0	0	0	31	9157	15	4361
The Haven At Massey Springs	0	0	0	0	0	0	0	0
<b>WARREN County Total:</b>	<b>0</b>	<b>0</b>	<b>0</b>	<b>0</b>	<b>31</b>	<b>9,157</b>	<b>15</b>	<b>4,361</b>
<b>LifeSkills CMHC Total:</b>	<b>0</b>	<b>0</b>	<b>1</b>	<b>365</b>	<b>43</b>	<b>11,306</b>	<b>26</b>	<b>7,477</b>
<b>Mountain</b>								
<b>JOHNSON</b>								
Venture Home of Paintsville	15	5475	11	4015	26	9420	20	7244
<b>JOHNSON County Total:</b>	<b>15</b>	<b>5,475</b>	<b>11</b>	<b>4,015</b>	<b>26</b>	<b>9,420</b>	<b>20</b>	<b>7,244</b>
<b>MAGOFFIN</b>								
Salyersville Nursing and Rehabilitation Center	0	0	0	0	0	0	0	0
<b>MAGOFFIN County Total:</b>	<b>0</b>	<b>0</b>	<b>0</b>	<b>0</b>	<b>0</b>	<b>0</b>	<b>0</b>	<b>0</b>

\*CMHC - Community Mental Health Center

\*SMI - Severe Mental Illness

\*State Supp. - Supplementation for needy persons who are aged, blind or have a disability (KRS 205.245)



**Table 2DD - Personal Care Bed Census by Gender & Ages 18 - 64**

**Patients With SMI Receiving State Supplementation**

CMHC Region / County / Facility	18-34				35-64			
	Male SMI State Supp. Census	Male SMI State Supp. Inpatient Days	Female SMI State Supp. Census	Female SMI State Supp. Inpatient Days	Male SMI State Supp. Census	Male SMI State Supp. Inpatient Days	Female SMI State Supp. Census	Female SMI State Supp. Inpatient Days
<b>PIKE</b>								
Good Shepherd Community Nursing Center	0	0	0	0	0	0	0	0
<b>PIKE County Total:</b>	<b>0</b>	<b>0</b>	<b>0</b>	<b>0</b>	<b>0</b>	<b>0</b>	<b>0</b>	<b>0</b>
<b>Mountain CMHC Total:</b>	<b>15</b>	<b>5,475</b>	<b>11</b>	<b>4,015</b>	<b>26</b>	<b>9,420</b>	<b>20</b>	<b>7,244</b>
<b>NorthKey</b>								
<b>BOONE</b>								
Colonial Heights Senior Living	0	0	0	0	0	0	0	0
Dominion Senior Living of Florence	0	0	0	0	0	0	0	0
<b>BOONE County Total:</b>	<b>0</b>	<b>0</b>	<b>0</b>	<b>0</b>	<b>0</b>	<b>0</b>	<b>0</b>	<b>0</b>
<b>CAMPBELL</b>								
Carmel Manor	0	0	0	0	0	0	0	0
The Seasons at Alexandria	0	0	0	0	0	0	0	0
<b>CAMPBELL County Total:</b>	<b>0</b>	<b>0</b>	<b>0</b>	<b>0</b>	<b>0</b>	<b>0</b>	<b>0</b>	<b>0</b>
<b>CARROLL</b>								
Carrollton Manor	2	371	1	130	14	4236	3	604
Valley Haven Rest Home	4	1460	0	0	26	9490	0	0
<b>CARROLL County Total:</b>	<b>6</b>	<b>1,831</b>	<b>1</b>	<b>130</b>	<b>40</b>	<b>13,726</b>	<b>3</b>	<b>604</b>
<b>GRANT</b>								
Jonesville Rest Home	4	988	1	247	12	2964	5	1235
<b>GRANT County Total:</b>	<b>4</b>	<b>988</b>	<b>1</b>	<b>247</b>	<b>12</b>	<b>2,964</b>	<b>5</b>	<b>1,235</b>
<b>KENTON</b>								
Covington Ladies Home	0	0	0	0	0	0	0	0
Ivy Knoll	0	0	0	0	0	0	0	0
Madonna Manor	0	0	0	0	0	0	0	0

\*CMHC - Community Mental Health Center

\*SMI - Severe Mental Illness

\*State Supp. - Supplementation for needy persons who are aged, blind or have a disability (KRS 205.245)

**Table 2DD - Personal Care Bed Census by Gender & Ages 18 - 64**

**Patients With SMI Receiving State Supplementation**

CMHC Region / County / Facility	18-34				35-64			
	Male SMI State Supp. Census	Male SMI State Supp. Inpatient Days	Female SMI State Supp. Census	Female SMI State Supp. Inpatient Days	Male SMI State Supp. Census	Male SMI State Supp. Inpatient Days	Female SMI State Supp. Census	Female SMI State Supp. Inpatient Days
Regency Manor	0	0	1	1	1	1	3	3
Regency Manor North	0	0	0	0	5	1340	2	612
Rosedale Green	0	0	0	0	0	0	0	0
St. Charles Care Center	0	0	0	0	0	0	0	0
The Summit of Edgewood	0	0	0	0	0	0	0	0
<b>KENTON County Total:</b>	<b>0</b>	<b>0</b>	<b>1</b>	<b>1</b>	<b>6</b>	<b>1,341</b>	<b>5</b>	<b>615</b>
<b>PENDLETON</b>								
Falmouth Personal Care Home	8	2920	1	365	17	6205	4	1460
The Front Gate	0	0	1	365	8	2320	4	1460
<b>PENDLETON County Total:</b>	<b>8</b>	<b>2,920</b>	<b>2</b>	<b>730</b>	<b>25</b>	<b>8,525</b>	<b>8</b>	<b>2,920</b>
<b>NorthKey CMHC Total:</b>	<b>18</b>	<b>5,739</b>	<b>5</b>	<b>1,108</b>	<b>83</b>	<b>26,556</b>	<b>21</b>	<b>5,374</b>
<b>Pathways</b>								
<b>BOYD</b>								
Genesis Health of Ashland	4	4	6	6	6	6	5	5
Genesis II Health	5	1825	5	1825	10	3650	6	2190
Kings Daughters and Sons Home	0	0	0	0	0	0	0	0
<b>BOYD County Total:</b>	<b>9</b>	<b>1,829</b>	<b>11</b>	<b>1,831</b>	<b>16</b>	<b>3,656</b>	<b>11</b>	<b>2,195</b>
<b>GREENUP</b>								
Frasures Personal Care Home	5	1800	3	1095	24	6230	26	7431
Morning Pointe of Russell	0	0	0	0	0	0	0	0
The Lantern At Morning Pointe	0	0	0	0	0	0	0	0
Alzheimers and Memory Care								
Trinity Station Retirement Community	0	0	0	0	0	0	0	0
<b>GREENUP County Total:</b>	<b>5</b>	<b>1,800</b>	<b>3</b>	<b>1,095</b>	<b>24</b>	<b>6,230</b>	<b>26</b>	<b>7,431</b>

\*CMHC - Community Mental Health Center

\*SMI - Severe Mental Illness

\*State Supp. - Supplementation for needy persons who are aged, blind or have a disability (KRS 205.245)

**Table 2DD - Personal Care Bed Census by Gender & Ages 18 - 64**

**Patients With SMI Receiving State Supplementation**

CMHC Region / County / Facility	18-34				35-64			
	Male SMI State Supp. Census	Male SMI State Supp. Inpatient Days	Female SMI State Supp. Census	Female SMI State Supp. Inpatient Days	Male SMI State Supp. Census	Male SMI State Supp. Inpatient Days	Female SMI State Supp. Census	Female SMI State Supp. Inpatient Days
<b>LAWRENCE</b>								
The Jordan Center	0	0	0	0	0	0	0	0
<b>LAWRENCE County Total:</b>	<b>0</b>	<b>0</b>	<b>0</b>	<b>0</b>	<b>0</b>	<b>0</b>	<b>0</b>	<b>0</b>
<b>MENIFEE</b>								
Edgewood Estates	0	0	0	0	2	730	1	365
<b>MENIFEE County Total:</b>	<b>0</b>	<b>0</b>	<b>0</b>	<b>0</b>	<b>2</b>	<b>730</b>	<b>1</b>	<b>365</b>
<b>MONTGOMERY</b>								
Regency Memory Care	0	0	0	0	0	0	0	0
<b>MONTGOMERY County Total:</b>	<b>0</b>	<b>0</b>	<b>0</b>	<b>0</b>	<b>0</b>	<b>0</b>	<b>0</b>	<b>0</b>
<b>MORGAN</b>								
West Liberty Nursing and Rehabilitation Center	0	0	0	0	0	0	0	0
<b>MORGAN County Total:</b>	<b>0</b>	<b>0</b>	<b>0</b>	<b>0</b>	<b>0</b>	<b>0</b>	<b>0</b>	<b>0</b>
<b>Pathways CMHC Total:</b>	<b>14</b>	<b>3,629</b>	<b>14</b>	<b>2,926</b>	<b>42</b>	<b>10,616</b>	<b>38</b>	<b>9,991</b>
Pennyroyal								
<b>CALDWELL</b>								
Highland Homes, Inc.	5	1825	6	2190	35	12775	46	16790
<b>CALDWELL County Total:</b>	<b>5</b>	<b>1,825</b>	<b>6</b>	<b>2,190</b>	<b>35</b>	<b>12,775</b>	<b>46</b>	<b>16,790</b>
<b>CHRISTIAN</b>								
Charter Senior Living of Hopkinsville	0	0	0	0	0	0	0	0
Christian County Manor	9	365	8	365	22	365	29	365
Christian Health Center, Hopkinsville	0	0	0	0	0	0	0	0
Pennyryle Home	0	0	0	0	11	3650	16	5041
<b>CHRISTIAN County Total:</b>	<b>9</b>	<b>365</b>	<b>8</b>	<b>365</b>	<b>33</b>	<b>4,015</b>	<b>45</b>	<b>5,406</b>

\*CMHC - Community Mental Health Center

\*SMI - Severe Mental Illness

\*State Supp. - Supplementation for needy persons who are aged, blind or have a disability (KRS 205.245)

**Table 2DD - Personal Care Bed Census by Gender & Ages 18 - 64**

**Patients With SMI Receiving State Supplementation**

CMHC Region / County / Facility	18-34				35-64			
	Male SMI State Supp. Census	Male SMI State Supp. Inpatient Days	Female SMI State Supp. Census	Female SMI State Supp. Inpatient Days	Male SMI State Supp. Census	Male SMI State Supp. Inpatient Days	Female SMI State Supp. Census	Female SMI State Supp. Inpatient Days
<b>CRITTENDEN</b>								
Crittenden County Health and Rehabilitation Center	0	0	0	0	0	0	0	0
<b>CRITTENDEN County Total:</b>	<b>0</b>	<b>0</b>	<b>0</b>	<b>0</b>	<b>0</b>	<b>0</b>	<b>0</b>	<b>0</b>
<b>HOPKINS</b>								
Madisonville Rest Home I LLC	4	1460	3	1095	22	8030	12	4380
The Homestead	8	1905	3	739	25	6533	24	6109
<b>HOPKINS County Total:</b>	<b>12</b>	<b>3,365</b>	<b>6</b>	<b>1,834</b>	<b>47</b>	<b>14,563</b>	<b>36</b>	<b>10,489</b>
<b>LYON</b>								
Rivers Bend Retirement Community	0	0	0	0	0	0	0	0
<b>LYON County Total:</b>	<b>0</b>	<b>0</b>	<b>0</b>	<b>0</b>	<b>0</b>	<b>0</b>	<b>0</b>	<b>0</b>
<b>MUHLENBERG</b>								
Greenville Nursing and Rehabilitation	0	0	0	0	0	0	0	0
Sparks Nursing Center	1	30	0	0	19	4375	11	3127
<b>MUHLENBERG County Total:</b>	<b>1</b>	<b>30</b>	<b>0</b>	<b>0</b>	<b>19</b>	<b>4,375</b>	<b>11</b>	<b>3,127</b>
<b>TRIGG</b>								
Better Senior Living	0	0	0	0	62	365	40	365
<b>TRIGG County Total:</b>	<b>0</b>	<b>0</b>	<b>0</b>	<b>0</b>	<b>62</b>	<b>365</b>	<b>40</b>	<b>365</b>
<b>Pennyroyal CMHC Total:</b>	<b>27</b>	<b>5,585</b>	<b>20</b>	<b>4,389</b>	<b>196</b>	<b>36,093</b>	<b>178</b>	<b>36,177</b>
<b>River Valley</b>								
<b>DAVISS</b>								
Calumet Trace Senior Living	0	0	0	0	0	0	0	0
Carmel Home	0	0	0	0	0	0	0	0
Cedarhurst of Owensboro	0	0	0	0	0	0	0	0
Chautauqua Health and Rehab	0	0	0	0	0	0	1	25

\*CMHC - Community Mental Health Center

\*SMI - Severe Mental Illness

\*State Supp. - Supplementation for needy persons who are aged, blind or have a disability (KRS 205.245)

**Table 2DD - Personal Care Bed Census by Gender & Ages 18 - 64**

**Patients With SMI Receiving State Supplementation**

CMHC Region / County / Facility	18-34				35-64			
	Male SMI State Supp. Census	Male SMI State Supp. Inpatient Days	Female SMI State Supp. Census	Female SMI State Supp. Inpatient Days	Male SMI State Supp. Census	Male SMI State Supp. Inpatient Days	Female SMI State Supp. Census	Female SMI State Supp. Inpatient Days
Davco Rest Home	4	949	6	1457	37	9205	29	8438
Fern Terrace of Owensboro, LLC	0	0	0	0	8	1623	11	2804
<b>DAVISS County Total:</b>	<b>4</b>	<b>949</b>	<b>6</b>	<b>1,457</b>	<b>45</b>	<b>10,828</b>	<b>41</b>	<b>11,267</b>
<b>HANCOCK</b>								
Lewisport Rest Home I LLC	23	8395	7	2555	22	8030	1	365
<b>HANCOCK County Total:</b>	<b>23</b>	<b>8,395</b>	<b>7</b>	<b>2,555</b>	<b>22</b>	<b>8,030</b>	<b>1</b>	<b>365</b>
<b>HENDERSON</b>								
Henderson Manor	3	1095	14	5110	7	2555	11	3285
HOH Healthcare, LLC	0	0	0	0	0	0	0	0
<b>HENDERSON County Total:</b>	<b>3</b>	<b>1,095</b>	<b>14</b>	<b>5,110</b>	<b>7</b>	<b>2,555</b>	<b>11</b>	<b>3,285</b>
<b>OHIO</b>								
Beaver Dam Nursing and Rehab Center	0	0	0	0	2	579	1	61
<b>OHIO County Total:</b>	<b>0</b>	<b>0</b>	<b>0</b>	<b>0</b>	<b>2</b>	<b>579</b>	<b>1</b>	<b>61</b>
<b>River Valley CMHC Total:</b>	<b>30</b>	<b>10,439</b>	<b>27</b>	<b>9,122</b>	<b>76</b>	<b>21,992</b>	<b>54</b>	<b>14,978</b>
<b>Seven Counties</b>								
<b>BULLITT</b>								
Colonial House of Shepherdsville	1	365	0	0	21	7665	19	6935
Sanders Ridge Health Campus	0	0	0	0	0	0	0	0
<b>BULLITT County Total:</b>	<b>1</b>	<b>365</b>	<b>0</b>	<b>0</b>	<b>21</b>	<b>7,665</b>	<b>19</b>	<b>6,935</b>
<b>JEFFERSON</b>								
Anthology of Louisville	0	0	0	0	0	0	0	0
Arcadia Senior Living Louisville	0	0	0	0	0	0	0	0
Barton House of Louisville 1	0	0	0	0	0	0	0	0
Belmont Village	0	0	0	0	0	0	0	0
Brookdale Stonestreet	0	0	0	0	0	0	0	0

\*CMHC - Community Mental Health Center

\*SMI - Severe Mental Illness

\*State Supp. - Supplementation for needy persons who are aged, blind or have a disability (KRS 205.245)

**Table 2DD - Personal Care Bed Census by Gender & Ages 18 - 64**

**Patients With SMI Receiving State Supplementation**

CMHC Region / County / Facility	18-34				35-64			
	Male SMI State Supp. Census	Male SMI State Supp. Inpatient Days	Female SMI State Supp. Census	Female SMI State Supp. Inpatient Days	Male SMI State Supp. Census	Male SMI State Supp. Inpatient Days	Female SMI State Supp. Census	Female SMI State Supp. Inpatient Days
Dominion Senior Living of Louisville	0	0	0	0	0	0	0	0
Eastern Star Home in KY	0	0	0	0	0	0	0	0
Episcopal Church Home	0	0	0	0	0	0	0	0
Forest Hills Commons	0	0	0	0	0	0	0	0
Forest Springs Health Campus	0	0	0	0	0	0	0	0
Glen Ridge Health Campus	0	0	0	0	0	0	0	0
Hallmark House Louisville II	0	0	0	0	0	0	0	0
Harmony at Tucker Station	0	0	0	0	0	0	0	0
Little Sisters of the Poor	0	0	0	0	0	0	0	0
Louisville Protestant Altenheim	0	0	0	0	0	0	0	0
Masonic Home of Louisville	0	0	0	0	0	0	0	0
Morning Pointe of Louisville at South Hurstbourne	0	0	0	0	0	0	0	0
Nazareth Home	0	0	0	0	0	0	0	0
Nazareth Home Clifton	0	0	0	0	0	0	0	0
Parrs at Springhurst	0	0	0	0	0	0	0	0
Rose Anna Hughes Home	0	0	0	0	0	0	0	0
Storypoint Prospect	0	0	0	0	0	0	0	0
Sunrise of Louisville	0	0	0	0	0	0	0	0
Symphony at Valley Farms	0	0	0	0	0	0	0	0
The Enclave of East Louisville	0	0	0	0	0	0	0	0
The Forum at Brookside	0	0	0	0	0	0	0	0
The Lantern At Morning Pointe (Louisville)	0	0	0	0	0	0	0	0
The Legacy at English Station	0	0	0	0	0	0	0	0
The Pinnacle of Louisville	0	0	0	0	0	0	0	0
The Spring House at Louisville	0	0	0	0	0	0	0	0
The Springs at Stony Brook	0	0	0	0	0	0	0	0

\*CMHC - Community Mental Health Center

\*SMI - Severe Mental Illness

\*State Supp. - Supplementation for needy persons who are aged, blind or have a disability (KRS 205.245)

**Table 2DD - Personal Care Bed Census by Gender & Ages 18 - 64**

**Patients With SMI Receiving State Supplementation**

CMHC Region / County / Facility	18-34				35-64			
	Male SMI State Supp. Census	Male SMI State Supp. Inpatient Days	Female SMI State Supp. Census	Female SMI State Supp. Inpatient Days	Male SMI State Supp. Census	Male SMI State Supp. Inpatient Days	Female SMI State Supp. Census	Female SMI State Supp. Inpatient Days
The Willows at Springhurst	0	0	0	0	0	0	0	0
Treyton Oaks Towers	0	0	0	0	0	0	0	0
Wesley Manor	0	0	0	0	0	0	0	0
Westminster Terrace	0	0	0	0	0	0	0	0
Westport Place Health Campus	0	0	0	0	0	0	0	0
<b>JEFFERSON County Total:</b>	<b>0</b>	<b>0</b>	<b>0</b>	<b>0</b>	<b>0</b>	<b>0</b>	<b>0</b>	<b>0</b>
<b>OLDHAM</b>								
The Springs at Oldham Reserve	0	0	0	0	0	0	0	0
<b>OLDHAM County Total:</b>	<b>0</b>	<b>0</b>	<b>0</b>	<b>0</b>	<b>0</b>	<b>0</b>	<b>0</b>	<b>0</b>
<b>SHELBY</b>								
Colonial Hall Manor	6	1097	3	389	21	5985	11	3073
Masonic Home of Shelbyville	0	0	0	0	0	0	0	0
Shelby Farms Senior Living	0	0	0	0	0	0	0	0
<b>SHELBY County Total:</b>	<b>6</b>	<b>1,097</b>	<b>3</b>	<b>389</b>	<b>21</b>	<b>5,985</b>	<b>11</b>	<b>3,073</b>
<b>Seven Counties CMHC Total:</b>	<b>7</b>	<b>1,462</b>	<b>3</b>	<b>389</b>	<b>42</b>	<b>13,650</b>	<b>30</b>	<b>10,008</b>
<b>State Total</b>	<b>161</b>	<b>49,911</b>	<b>127</b>	<b>38,154</b>	<b>680</b>	<b>187,207</b>	<b>508</b>	<b>139,083</b>

\*CMHC - Community Mental Health Center

\*SMI - Severe Mental Illness

\*State Supp. - Supplementation for needy persons who are aged, blind or have a disability (KRS 205.245)

## 2023 ANNUAL KENTUCKY LONG TERM CARE UTILIZATION AND SERVICE REPORT

### Table 2E - Personal Care Bed Census With SMI by Gender & Ages 65 & Older

CMHC Region / County / Facility	65-84				85 & Older			
	Male SMI Census	Male SMI Inpatient Days	Female SMI Census	Female SMI Inpatient Days	Male SMI Census	Male SMI Inpatient Days	Female SMI Census	Female SMI Inpatient Days
<b>Adanta</b>								
<b>MCCREARY</b>								
Cumberland Manor Rest Home I LLC	7	2359	3	1011	0	0	0	0
<b>MCCREARY County Total:</b>	<b>7</b>	<b>2,359</b>	<b>3</b>	<b>1,011</b>	<b>0</b>	<b>0</b>	<b>0</b>	<b>0</b>
<b>PULASKI</b>								
Bluegrass Senior Living Somerset	0	0	0	0	0	0	0	0
Crestview Personal Care	2	730	5	1825	0	0	0	0
<b>PULASKI County Total:</b>	<b>2</b>	<b>730</b>	<b>5</b>	<b>1,825</b>	<b>0</b>	<b>0</b>	<b>0</b>	<b>0</b>
<b>TAYLOR</b>								
Bluegrass Way	0	0	0	0	0	0	0	0
<b>TAYLOR County Total:</b>	<b>0</b>	<b>0</b>	<b>0</b>	<b>0</b>	<b>0</b>	<b>0</b>	<b>0</b>	<b>0</b>
<b>WAYNE</b>								
Dishman Personal Care Home	0	0	0	0	0	0	0	0
<b>WAYNE County Total:</b>	<b>0</b>	<b>0</b>	<b>0</b>	<b>0</b>	<b>0</b>	<b>0</b>	<b>0</b>	<b>0</b>
<b>Adanta CMHC Total:</b>	<b>9</b>	<b>3,089</b>	<b>8</b>	<b>2,836</b>	<b>0</b>	<b>0</b>	<b>0</b>	<b>0</b>
<b>Bluegrass</b>								
<b>BOURBON</b>								
Bourbon Heights	0	0	0	0	0	0	0	0
<b>BOURBON County Total:</b>	<b>0</b>	<b>0</b>	<b>0</b>	<b>0</b>	<b>0</b>	<b>0</b>	<b>0</b>	<b>0</b>

\*CMHC - Community Mental Health Center

\*SMI - Severe Mental Illness



## 2023 ANNUAL KENTUCKY LONG TERM CARE UTILIZATION AND SERVICE REPORT

### Table 2E - Personal Care Bed Census With SMI by Gender & Ages 65 & Older

CMHC Region / County / Facility	65-84				85 & Older			
	Male SMI Census	Male SMI Inpatient Days	Female SMI Census	Female SMI Inpatient Days	Male SMI Census	Male SMI Inpatient Days	Female SMI Census	Female SMI Inpatient Days
<b>BOYLE</b>								
McDowell Place of Danville	0	0	0	0	0	0	0	0
Morning Pointe of Danville	0	0	1	365	0	0	0	0
Walkers Trail Senior Living	0	0	0	0	0	0	0	0
<b>BOYLE County Total:</b>	<b>0</b>	<b>0</b>	<b>1</b>	<b>365</b>	<b>0</b>	<b>0</b>	<b>0</b>	<b>0</b>
<b>CLARK</b>								
Boonesboro Trail Senior Living	0	0	0	0	0	0	0	0
<b>CLARK County Total:</b>	<b>0</b>	<b>0</b>	<b>0</b>	<b>0</b>	<b>0</b>	<b>0</b>	<b>0</b>	<b>0</b>
<b>ESTILL</b>								
Irvine Nursing and Rehabilitation	0	0	0	0	0	0	0	0
<b>ESTILL County Total:</b>	<b>0</b>	<b>0</b>	<b>0</b>	<b>0</b>	<b>0</b>	<b>0</b>	<b>0</b>	<b>0</b>
<b>FAYETTE</b>								
Cedarhurst of Beaumont	0	0	0	0	0	0	0	0
Central Ky Recovery Center Unit 1	0	0	0	0	0	0	0	0
Central KY Recovery Center Unit 2	1	355	2	410	0	0	0	0
Legacy Reserve at Fritz Farm	0	0	0	0	0	0	0	0
Lexington Country Place	0	0	0	0	0	0	0	0
Morning Pointe of Lexington	0	0	0	0	0	0	0	0
Morning Pointe of Lexington East	0	0	0	0	0	0	0	0
Preston Greens Senior Living	0	0	0	0	0	0	0	0

\*CMHC - Community Mental Health Center

\*SMI - Severe Mental Illness

## 2023 ANNUAL KENTUCKY LONG TERM CARE UTILIZATION AND SERVICE REPORT

### Table 2E - Personal Care Bed Census With SMI by Gender & Ages 65 & Older

CMHC Region / County / Facility	65-84				85 & Older			
	Male SMI Census	Male SMI Inpatient Days	Female SMI Census	Female SMI Inpatient Days	Male SMI Census	Male SMI Inpatient Days	Female SMI Census	Female SMI Inpatient Days
Richmond Place Senior Living	1	365	5	1786	0	0	3	444
Signature Healthcare at Tanbark Rehab	0	0	1	60	0	0	0	0
The Breckinridge	0	0	0	0	0	0	0	0
The Lantern at Morning Pointe	0	0	0	0	0	0	0	0
The Legacy at the Willows	0	0	0	0	0	0	0	0
The Willows at Citation	0	0	0	0	0	0	0	0
The Willows at Fritz Farm	0	0	0	0	0	0	0	0
The Willows at Hamburg	0	0	0	0	0	0	0	0
<b>FAYETTE County Total:</b>	<b>2</b>	<b>720</b>	<b>8</b>	<b>2,256</b>	<b>0</b>	<b>0</b>	<b>3</b>	<b>444</b>
<b>FRANKLIN</b>								
Dominion Senior Living of Frankfort	0	0	0	0	0	0	0	0
Morning Pointe of Frankfort	0	0	0	0	0	0	0	0
The Lantern at Morning Pointe of Frankfort	0	0	0	0	0	0	0	0
<b>FRANKLIN County Total:</b>	<b>0</b>	<b>0</b>	<b>0</b>	<b>0</b>	<b>0</b>	<b>0</b>	<b>0</b>	<b>0</b>
<b>HARRISON</b>								
Cedar Ridge Health Campus	0	0	0	0	0	0	0	0
Parkside Manor	0	0	0	0	0	0	0	0
Shady Lawn	30	10950	2	730	0	0	0	0
<b>HARRISON County Total:</b>	<b>30</b>	<b>10,950</b>	<b>2</b>	<b>730</b>	<b>0</b>	<b>0</b>	<b>0</b>	<b>0</b>

\*CMHC - Community Mental Health Center

\*SMI - Severe Mental Illness

## 2023 ANNUAL KENTUCKY LONG TERM CARE UTILIZATION AND SERVICE REPORT

### Table 2E - Personal Care Bed Census With SMI by Gender & Ages 65 & Older

CMHC Region / County / Facility	65-84				85 & Older			
	Male SMI Census	Male SMI Inpatient Days	Female SMI Census	Female SMI Inpatient Days	Male SMI Census	Male SMI Inpatient Days	Female SMI Census	Female SMI Inpatient Days
<b>JESSAMINE</b>								
Bridgepointe at Ashgrove Woods	0	0	0	0	0	0	0	0
Cedarhurst of Nicholasville	0	0	0	0	0	0	0	0
Rose Terrace, LLC	10	3338	14	4041	0	0	0	0
Wesley Village	0	0	0	0	0	0	0	0
<b>JESSAMINE County Total:</b>	<b>10</b>	<b>3,338</b>	<b>14</b>	<b>4,041</b>	<b>0</b>	<b>0</b>	<b>0</b>	<b>0</b>
<b>LINCOLN</b>								
Waynesburg Manor	0	0	0	0	0	0	0	0
<b>LINCOLN County Total:</b>	<b>0</b>	<b>0</b>	<b>0</b>	<b>0</b>	<b>0</b>	<b>0</b>	<b>0</b>	<b>0</b>
<b>MADISON</b>								
Dominion Senior Living of Richmond	0	0	0	0	0	0	0	0
Morning Pointe of Richmond	0	0	0	0	0	0	0	0
Telford Terrace	0	0	0	0	0	0	0	0
<b>MADISON County Total:</b>	<b>0</b>	<b>0</b>	<b>0</b>	<b>0</b>	<b>0</b>	<b>0</b>	<b>0</b>	<b>0</b>
<b>MERCER</b>								
The Willows at Harrodsburg	0	0	0	0	0	0	0	0
<b>MERCER County Total:</b>	<b>0</b>	<b>0</b>	<b>0</b>	<b>0</b>	<b>0</b>	<b>0</b>	<b>0</b>	<b>0</b>

\*CMHC - Community Mental Health Center

\*SMI - Severe Mental Illness

## 2023 ANNUAL KENTUCKY LONG TERM CARE UTILIZATION AND SERVICE REPORT

### Table 2E - Personal Care Bed Census With SMI by Gender & Ages 65 & Older

CMHC Region / County / Facility	65-84				85 & Older			
	Male SMI Census	Male SMI Inpatient Days	Female SMI Census	Female SMI Inpatient Days	Male SMI Census	Male SMI Inpatient Days	Female SMI Census	Female SMI Inpatient Days
<b>POWELL</b>								
Stanton Nursing and Rehabilitation Center	0	0	0	0	1	365	0	0
<b>POWELL County Total:</b>	<b>0</b>	<b>0</b>	<b>0</b>	<b>0</b>	<b>1</b>	<b>365</b>	<b>0</b>	<b>0</b>
<b>SCOTT</b>								
The Meadows At Windsor Gardens	0	0	0	0	0	0	0	0
<b>SCOTT County Total:</b>	<b>0</b>	<b>0</b>	<b>0</b>	<b>0</b>	<b>0</b>	<b>0</b>	<b>0</b>	<b>0</b>
<b>WOODFORD</b>								
Daisy Hill Senior Living	0	0	0	0	0	0	0	0
Taylor Manor Nursing Home	0	0	0	0	0	0	0	0
The Homeplace At Midway	0	0	0	0	0	0	0	0
<b>WOODFORD County Total:</b>	<b>0</b>	<b>0</b>	<b>0</b>	<b>0</b>	<b>0</b>	<b>0</b>	<b>0</b>	<b>0</b>
<b>Bluegrass CMHC Total:</b>	<b>42</b>	<b>15,008</b>	<b>25</b>	<b>7,392</b>	<b>1</b>	<b>365</b>	<b>3</b>	<b>444</b>
<b>Communicare</b>								
<b>GRAYSON</b>								
Grayson Nursing and Rehab Center	0	0	0	0	0	0	0	0
<b>GRAYSON County Total:</b>	<b>0</b>	<b>0</b>	<b>0</b>	<b>0</b>	<b>0</b>	<b>0</b>	<b>0</b>	<b>0</b>

\*CMHC - Community Mental Health Center

\*SMI - Severe Mental Illness

## 2023 ANNUAL KENTUCKY LONG TERM CARE UTILIZATION AND SERVICE REPORT

### Table 2E - Personal Care Bed Census With SMI by Gender & Ages 65 & Older

CMHC Region / County / Facility	65-84				85 & Older			
	Male SMI Census	Male SMI Inpatient Days	Female SMI Census	Female SMI Inpatient Days	Male SMI Census	Male SMI Inpatient Days	Female SMI Census	Female SMI Inpatient Days
<b>HARDIN</b>								
Helmwood Healthcare Center and Elizabeth Sanford Swope Personal Care	0	0	0	0	0	0	0	0
Peridot Senior Living	0	0	0	0	0	0	0	0
Signature Healthcare at North Hardin Rehab	0	0	0	0	0	0	0	0
<b>HARDIN County Total:</b>	<b>0</b>	<b>0</b>	<b>0</b>	<b>0</b>	<b>0</b>	<b>0</b>	<b>0</b>	<b>0</b>
<b>MARION</b>								
Loretto Living Center at Loretto Motherhouse Infirmary, Inc.	0	0	0	0	0	0	0	0
The Village of Lebanon II	0	0	0	0	0	0	0	0
<b>MARION County Total:</b>	<b>0</b>	<b>0</b>	<b>0</b>	<b>0</b>	<b>0</b>	<b>0</b>	<b>0</b>	<b>0</b>
<b>NELSON</b>								
Cooper Trail Senior Living	5	365	15	5145	6	365	15	4779
Windsor Gardens CCRC	0	0	0	0	0	0	0	0
<b>NELSON County Total:</b>	<b>5</b>	<b>365</b>	<b>15</b>	<b>5,145</b>	<b>6</b>	<b>365</b>	<b>15</b>	<b>4,779</b>
<b>WASHINGTON</b>								
Sansbury Care Center	0	0	0	0	0	0	0	0
<b>WASHINGTON County Total:</b>	<b>0</b>	<b>0</b>	<b>0</b>	<b>0</b>	<b>0</b>	<b>0</b>	<b>0</b>	<b>0</b>
<b>Communicare CMHC Total:</b>	<b>5</b>	<b>365</b>	<b>15</b>	<b>5,145</b>	<b>6</b>	<b>365</b>	<b>15</b>	<b>4,779</b>

\*CMHC - Community Mental Health Center

\*SMI - Severe Mental Illness

## 2023 ANNUAL KENTUCKY LONG TERM CARE UTILIZATION AND SERVICE REPORT

### Table 2E - Personal Care Bed Census With SMI by Gender & Ages 65 & Older

CMHC Region / County / Facility	65-84				85 & Older			
	Male SMI Census	Male SMI Inpatient Days	Female SMI Census	Female SMI Inpatient Days	Male SMI Census	Male SMI Inpatient Days	Female SMI Census	Female SMI Inpatient Days
<b>Comprehend</b>								
<b>LEWIS</b>								
Vanceburg Rehabilitation and Care	0	0	0	0	0	0	0	0
<b>LEWIS County Total:</b>	<b>0</b>	<b>0</b>	<b>0</b>	<b>0</b>	<b>0</b>	<b>0</b>	<b>0</b>	<b>0</b>
<b>Comprehend CMHC Total:</b>	<b>0</b>	<b>0</b>	<b>0</b>	<b>0</b>	<b>0</b>	<b>0</b>	<b>0</b>	<b>0</b>
<b>Cumberland River</b>								
<b>BELL</b>								
Generations Center of Middlesboro	27	9855	10	3650	1	365	1	360
<b>BELL County Total:</b>	<b>27</b>	<b>9,855</b>	<b>10</b>	<b>3,650</b>	<b>1</b>	<b>365</b>	<b>1</b>	<b>360</b>
<b>HARLAN</b>								
The Laurels	20	7300	9	3285	1	365	0	0
<b>HARLAN County Total:</b>	<b>20</b>	<b>7,300</b>	<b>9</b>	<b>3,285</b>	<b>1</b>	<b>365</b>	<b>0</b>	<b>0</b>
<b>KNOX</b>								
Christian Health Center - Corbin	0	0	0	0	0	0	0	0
<b>KNOX County Total:</b>	<b>0</b>	<b>0</b>	<b>0</b>	<b>0</b>	<b>0</b>	<b>0</b>	<b>0</b>	<b>0</b>
<b>Cumberland River CMHC Total:</b>	<b>47</b>	<b>17,155</b>	<b>19</b>	<b>6,935</b>	<b>2</b>	<b>730</b>	<b>1</b>	<b>360</b>
<b>Four Rivers</b>								
<b>CALLOWAY</b>								
Gardens At Hickory Woods	0	0	0	0	0	0	0	0
<b>CALLOWAY County Total:</b>	<b>0</b>	<b>0</b>	<b>0</b>	<b>0</b>	<b>0</b>	<b>0</b>	<b>0</b>	<b>0</b>

\*CMHC - Community Mental Health Center

\*SMI - Severe Mental Illness

## 2023 ANNUAL KENTUCKY LONG TERM CARE UTILIZATION AND SERVICE REPORT

### Table 2E - Personal Care Bed Census With SMI by Gender & Ages 65 & Older

CMHC Region / County / Facility	65-84				85 & Older			
	Male SMI Census	Male SMI Inpatient Days	Female SMI Census	Female SMI Inpatient Days	Male SMI Census	Male SMI Inpatient Days	Female SMI Census	Female SMI Inpatient Days
<b>CARLISLE</b>								
Countryside Center	0	0	0	0	0	0	0	0
<b>CARLISLE County Total:</b>	<b>0</b>	<b>0</b>	<b>0</b>	<b>0</b>	<b>0</b>	<b>0</b>	<b>0</b>	<b>0</b>
<b>GRAVES</b>								
Fern Terrace of Mayfield	16	5761	10	3600	0	0	0	0
<b>GRAVES County Total:</b>	<b>16</b>	<b>5,761</b>	<b>10</b>	<b>3,600</b>	<b>0</b>	<b>0</b>	<b>0</b>	<b>0</b>
<b>HICKMAN</b>								
Clinton Hickman County Nursing Facility	0	0	0	0	0	0	0	0
Clinton Place	0	0	0	0	0	0	0	0
<b>HICKMAN County Total:</b>	<b>0</b>	<b>0</b>	<b>0</b>	<b>0</b>	<b>0</b>	<b>0</b>	<b>0</b>	<b>0</b>
<b>MCCRACKEN</b>								
Charter Senior Living of Paducah	0	0	0	0	0	0	0	0
Gaither Suites at West Park	0	0	0	0	0	0	0	0
<b>MCCRACKEN County Total:</b>	<b>0</b>	<b>0</b>	<b>0</b>	<b>0</b>	<b>0</b>	<b>0</b>	<b>0</b>	<b>0</b>
<b>Four Rivers CMHC Total:</b>	<b>16</b>	<b>5,761</b>	<b>10</b>	<b>3,600</b>	<b>0</b>	<b>0</b>	<b>0</b>	<b>0</b>

\*CMHC - Community Mental Health Center

\*SMI - Severe Mental Illness

## 2023 ANNUAL KENTUCKY LONG TERM CARE UTILIZATION AND SERVICE REPORT

### Table 2E - Personal Care Bed Census With SMI by Gender & Ages 65 & Older

CMHC Region / County / Facility	65-84				85 & Older			
	Male SMI Census	Male SMI Inpatient Days	Female SMI Census	Female SMI Inpatient Days	Male SMI Census	Male SMI Inpatient Days	Female SMI Census	Female SMI Inpatient Days
<b>Kentucky River</b>								
<b>KNOTT</b>								
Golden Years Rest Home	6	6	4	4	0	0	0	0
<b>KNOTT County Total:</b>	<b>6</b>	<b>6</b>	<b>4</b>	<b>4</b>	<b>0</b>	<b>0</b>	<b>0</b>	<b>0</b>
<b>Kentucky River CMHC Total:</b>	<b>6</b>	<b>6</b>	<b>4</b>	<b>4</b>	<b>0</b>	<b>0</b>	<b>0</b>	<b>0</b>
<b>LifeSkills</b>								
<b>ALLEN</b>								
Cornerstone Manor	0	0	0	0	0	0	0	0
Scottsville Manor	8	1979	5	517	0	0	0	0
<b>ALLEN County Total:</b>	<b>8</b>	<b>1,979</b>	<b>5</b>	<b>517</b>	<b>0</b>	<b>0</b>	<b>0</b>	<b>0</b>
<b>EDMONSON</b>								
Edmonson Center	0	0	3	618	1	365	0	0
<b>EDMONSON County Total:</b>	<b>0</b>	<b>0</b>	<b>3</b>	<b>618</b>	<b>1</b>	<b>365</b>	<b>0</b>	<b>0</b>
<b>HART</b>								
Hart County Manor	0	0	0	0	0	0	0	0
<b>HART County Total:</b>	<b>0</b>	<b>0</b>	<b>0</b>	<b>0</b>	<b>0</b>	<b>0</b>	<b>0</b>	<b>0</b>
<b>METCALFE</b>								
Harpers Home for the Aged	0	0	0	0	0	0	0	0
Metcalfe Health Care Center	0	0	0	0	0	0	0	0
<b>METCALFE County Total:</b>	<b>0</b>	<b>0</b>	<b>0</b>	<b>0</b>	<b>0</b>	<b>0</b>	<b>0</b>	<b>0</b>

\*CMHC - Community Mental Health Center

\*SMI - Severe Mental Illness



## 2023 ANNUAL KENTUCKY LONG TERM CARE UTILIZATION AND SERVICE REPORT

### Table 2E - Personal Care Bed Census With SMI by Gender & Ages 65 & Older

CMHC Region / County / Facility	65-84				85 & Older			
	Male SMI Census	Male SMI Inpatient Days	Female SMI Census	Female SMI Inpatient Days	Male SMI Census	Male SMI Inpatient Days	Female SMI Census	Female SMI Inpatient Days
<b>WARREN</b>								
Christian Health Center of Bowling Green	0	0	0	0	0	0	0	0
Fern Terrace of Bowling Green	19	5219	17	4841	1	86	0	0
The Haven At Massey Springs	0	0	0	0	0	0	0	0
<b>WARREN County Total:</b>	<b>19</b>	<b>5,219</b>	<b>17</b>	<b>4,841</b>	<b>1</b>	<b>86</b>	<b>0</b>	<b>0</b>
<b>LifeSkills CMHC Total:</b>	<b>27</b>	<b>7,198</b>	<b>25</b>	<b>5,976</b>	<b>2</b>	<b>451</b>	<b>0</b>	<b>0</b>
<b>Mountain</b>								
<b>JOHNSON</b>								
Venture Home of Paintsville	7	2555	3	1095	0	0	0	0
<b>JOHNSON County Total:</b>	<b>7</b>	<b>2,555</b>	<b>3</b>	<b>1,095</b>	<b>0</b>	<b>0</b>	<b>0</b>	<b>0</b>
<b>MAGOFFIN</b>								
Salyersville Nursing and Rehabilitation Center	0	0	0	0	0	0	0	0
<b>MAGOFFIN County Total:</b>	<b>0</b>	<b>0</b>	<b>0</b>	<b>0</b>	<b>0</b>	<b>0</b>	<b>0</b>	<b>0</b>
<b>PIKE</b>								
Good Shepherd Community Nursing Center	0	0	0	0	0	0	0	0
<b>PIKE County Total:</b>	<b>0</b>	<b>0</b>	<b>0</b>	<b>0</b>	<b>0</b>	<b>0</b>	<b>0</b>	<b>0</b>
<b>Mountain CMHC Total:</b>	<b>7</b>	<b>2,555</b>	<b>3</b>	<b>1,095</b>	<b>0</b>	<b>0</b>	<b>0</b>	<b>0</b>

\*CMHC - Community Mental Health Center

\*SMI - Severe Mental Illness

## 2023 ANNUAL KENTUCKY LONG TERM CARE UTILIZATION AND SERVICE REPORT

### Table 2E - Personal Care Bed Census With SMI by Gender & Ages 65 & Older

CMHC Region / County / Facility	65-84				85 & Older			
	Male SMI Census	Male SMI Inpatient Days	Female SMI Census	Female SMI Inpatient Days	Male SMI Census	Male SMI Inpatient Days	Female SMI Census	Female SMI Inpatient Days
NorthKey								
BOONE								
Colonial Heights Senior Living	0	0	0	0	0	0	0	0
Dominion Senior Living of Florence	0	0	0	0	0	0	0	0
<b>BOONE County Total:</b>	<b>0</b>	<b>0</b>	<b>0</b>	<b>0</b>	<b>0</b>	<b>0</b>	<b>0</b>	<b>0</b>
CAMPBELL								
Carmel Manor	0	0	2	447	0	0	0	0
The Seasons at Alexandria	0	0	0	0	0	0	0	0
<b>CAMPBELL County Total:</b>	<b>0</b>	<b>0</b>	<b>2</b>	<b>447</b>	<b>0</b>	<b>0</b>	<b>0</b>	<b>0</b>
CARROLL								
Carrollton Manor	9	2571	7	1720	0	0	0	0
Valley Haven Rest Home	18	6570	0	0	0	0	0	0
<b>CARROLL County Total:</b>	<b>27</b>	<b>9,141</b>	<b>7</b>	<b>1,720</b>	<b>0</b>	<b>0</b>	<b>0</b>	<b>0</b>
GRANT								
Jonesville Rest Home	2	494	1	247	0	0	0	0
<b>GRANT County Total:</b>	<b>2</b>	<b>494</b>	<b>1</b>	<b>247</b>	<b>0</b>	<b>0</b>	<b>0</b>	<b>0</b>
KENTON								
Covington Ladies Home	0	0	0	0	0	0	0	0
Ivy Knoll	7	1578	10	2437	3	103	8	1781
Madonna Manor	0	0	2	183	0	0	1	106

\*CMHC - Community Mental Health Center

\*SMI - Severe Mental Illness

## 2023 ANNUAL KENTUCKY LONG TERM CARE UTILIZATION AND SERVICE REPORT

### Table 2E - Personal Care Bed Census With SMI by Gender & Ages 65 & Older

CMHC Region / County / Facility	65-84				85 & Older			
	Male SMI Census	Male SMI Inpatient Days	Female SMI Census	Female SMI Inpatient Days	Male SMI Census	Male SMI Inpatient Days	Female SMI Census	Female SMI Inpatient Days
Regency Manor	18	18	34	34	0	0	0	0
Regency Manor North	9	2656	7	2125	0	0	0	0
Rosedale Green	0	0	0	0	0	0	0	0
St. Charles Care Center	0	0	0	0	0	0	0	0
The Summit of Edgewood	0	0	0	0	0	0	0	0
<b>KENTON County Total:</b>	<b>34</b>	<b>4,252</b>	<b>53</b>	<b>4,779</b>	<b>3</b>	<b>103</b>	<b>9</b>	<b>1,887</b>
<b>PENDLETON</b>								
Falmouth Personal Care Home	3	1095	0	0	0	0	0	0
The Front Gate	7	1966	2	730	0	0	0	0
<b>PENDLETON County Total:</b>	<b>10</b>	<b>3,061</b>	<b>2</b>	<b>730</b>	<b>0</b>	<b>0</b>	<b>0</b>	<b>0</b>
<b>NorthKey CMHC Total:</b>	<b>73</b>	<b>16,948</b>	<b>65</b>	<b>7,923</b>	<b>3</b>	<b>103</b>	<b>9</b>	<b>1,887</b>
<b>Pathways</b>								
<b>BOYD</b>								
Genesis Health of Ashland	2	730	2	730	0	0	0	0
Genesis II Health	0	0	0	0	1	365	0	0
Kings Daughters and Sons Home	0	0	0	0	0	0	0	0
<b>BOYD County Total:</b>	<b>2</b>	<b>730</b>	<b>2</b>	<b>730</b>	<b>1</b>	<b>365</b>	<b>0</b>	<b>0</b>
<b>GREENUP</b>								
Frasures Personal Care Home	6	1160	9	2117	0	0	0	0
Morning Pointe of Russell	1	365	1	365	1	365	2	709

\*CMHC - Community Mental Health Center

\*SMI - Severe Mental Illness

## 2023 ANNUAL KENTUCKY LONG TERM CARE UTILIZATION AND SERVICE REPORT

### Table 2E - Personal Care Bed Census With SMI by Gender & Ages 65 & Older

CMHC Region / County / Facility	65-84				85 & Older			
	Male SMI Census	Male SMI Inpatient Days	Female SMI Census	Female SMI Inpatient Days	Male SMI Census	Male SMI Inpatient Days	Female SMI Census	Female SMI Inpatient Days
The Lantern At Morning Pointe Alzheimers and Memory Care	1	159	0	0	2	480	5	759
Trinity Station Retirement Community	0	0	0	0	0	0	0	0
<b>GREENUP County Total:</b>	<b>8</b>	<b>1,684</b>	<b>10</b>	<b>2,482</b>	<b>3</b>	<b>845</b>	<b>7</b>	<b>1,468</b>
<b>LAWRENCE</b>								
The Jordan Center	0	0	0	0	0	0	0	0
<b>LAWRENCE County Total:</b>	<b>0</b>	<b>0</b>	<b>0</b>	<b>0</b>	<b>0</b>	<b>0</b>	<b>0</b>	<b>0</b>
<b>MENIFEE</b>								
Edgewood Estates	0	0	0	0	0	0	0	0
<b>MENIFEE County Total:</b>	<b>0</b>	<b>0</b>	<b>0</b>	<b>0</b>	<b>0</b>	<b>0</b>	<b>0</b>	<b>0</b>
<b>MONTGOMERY</b>								
Regency Memory Care	0	0	0	0	0	0	0	0
<b>MONTGOMERY County Total:</b>	<b>0</b>	<b>0</b>	<b>0</b>	<b>0</b>	<b>0</b>	<b>0</b>	<b>0</b>	<b>0</b>
<b>MORGAN</b>								
West Liberty Nursing and Rehabilitation Center	0	0	0	0	0	0	0	0
<b>MORGAN County Total:</b>	<b>0</b>	<b>0</b>	<b>0</b>	<b>0</b>	<b>0</b>	<b>0</b>	<b>0</b>	<b>0</b>
<b>Pathways CMHC Total:</b>	<b>10</b>	<b>2,414</b>	<b>12</b>	<b>3,212</b>	<b>4</b>	<b>1,210</b>	<b>7</b>	<b>1,468</b>

\*CMHC - Community Mental Health Center

\*SMI - Severe Mental Illness

## 2023 ANNUAL KENTUCKY LONG TERM CARE UTILIZATION AND SERVICE REPORT

### Table 2E - Personal Care Bed Census With SMI by Gender & Ages 65 & Older

CMHC Region / County / Facility	65-84				85 & Older			
	Male SMI Census	Male SMI Inpatient Days	Female SMI Census	Female SMI Inpatient Days	Male SMI Census	Male SMI Inpatient Days	Female SMI Census	Female SMI Inpatient Days
Pennyroyal								
CALDWELL								
Highland Homes, Inc.	14	5110	10	3650	0	0	0	0
<b>CALDWELL County Total:</b>	<b>14</b>	<b>5,110</b>	<b>10</b>	<b>3,650</b>	<b>0</b>	<b>0</b>	<b>0</b>	<b>0</b>
CHRISTIAN								
Charter Senior Living of Hopkinsville	0	0	0	0	0	0	0	0
Christian County Manor	24	365	18	365	0	0	0	0
Christian Health Center, Hopkinsville	0	0	0	0	0	0	0	0
Pennyryle Home	12	3688	18	5601	0	0	1	365
<b>CHRISTIAN County Total:</b>	<b>36</b>	<b>4,053</b>	<b>36</b>	<b>5,966</b>	<b>0</b>	<b>0</b>	<b>1</b>	<b>365</b>
CRITTENDEN								
Crittenden County Health and Rehabilitation Center	0	0	0	0	0	0	0	0
<b>CRITTENDEN County Total:</b>	<b>0</b>	<b>0</b>	<b>0</b>	<b>0</b>	<b>0</b>	<b>0</b>	<b>0</b>	<b>0</b>
HOPKINS								
Madisonville Rest Home I LLC	6	2190	4	1460	0	0	0	0
The Homestead	7	1981	6	1471	0	0	0	0
<b>HOPKINS County Total:</b>	<b>13</b>	<b>4,171</b>	<b>10</b>	<b>2,931</b>	<b>0</b>	<b>0</b>	<b>0</b>	<b>0</b>

\*CMHC - Community Mental Health Center

\*SMI - Severe Mental Illness

## 2023 ANNUAL KENTUCKY LONG TERM CARE UTILIZATION AND SERVICE REPORT

### Table 2E - Personal Care Bed Census With SMI by Gender & Ages 65 & Older

CMHC Region / County / Facility	65-84				85 & Older			
	Male SMI Census	Male SMI Inpatient Days	Female SMI Census	Female SMI Inpatient Days	Male SMI Census	Male SMI Inpatient Days	Female SMI Census	Female SMI Inpatient Days
<b>LYON</b>								
Rivers Bend Retirement Community	0	0	0	0	0	0	0	0
<b>LYON County Total:</b>	<b>0</b>	<b>0</b>	<b>0</b>	<b>0</b>	<b>0</b>	<b>0</b>	<b>0</b>	<b>0</b>
<b>MUHLENBERG</b>								
Greenville Nursing and Rehabilitation	0	0	0	0	0	0	0	0
Sparks Nursing Center	9	1610	17	4533	1	365	1	365
<b>MUHLENBERG County Total:</b>	<b>9</b>	<b>1,610</b>	<b>17</b>	<b>4,533</b>	<b>1</b>	<b>365</b>	<b>1</b>	<b>365</b>
<b>TRIGG</b>								
Better Senior Living	0	0	0	0	0	0	0	0
<b>TRIGG County Total:</b>	<b>0</b>	<b>0</b>	<b>0</b>	<b>0</b>	<b>0</b>	<b>0</b>	<b>0</b>	<b>0</b>
<b>Pennyroyal CMHC Total:</b>	<b>72</b>	<b>14,944</b>	<b>73</b>	<b>17,080</b>	<b>1</b>	<b>365</b>	<b>2</b>	<b>730</b>
<b>River Valley</b>								
<b>DAVIESS</b>								
Calumet Trace Senior Living	0	0	0	0	0	0	0	0
Carmel Home	0	0	0	0	0	0	0	0
Cedarhurst of Owensboro	0	0	0	0	0	0	0	0
Chautauqua Health and Rehab	1	122	7	1539	0	0	0	0
Davco Rest Home	14	4118	10	2359	0	0	0	0

\*CMHC - Community Mental Health Center

\*SMI - Severe Mental Illness

## 2023 ANNUAL KENTUCKY LONG TERM CARE UTILIZATION AND SERVICE REPORT

### Table 2E - Personal Care Bed Census With SMI by Gender & Ages 65 & Older

CMHC Region / County / Facility	65-84				85 & Older			
	Male SMI Census	Male SMI Inpatient Days	Female SMI Census	Female SMI Inpatient Days	Male SMI Census	Male SMI Inpatient Days	Female SMI Census	Female SMI Inpatient Days
Fern Terrace of Owensboro, LLC	11	2578	33	6825	1	348	0	0
<b>DAVIESS County Total:</b>	<b>26</b>	<b>6,818</b>	<b>50</b>	<b>10,723</b>	<b>1</b>	<b>348</b>	<b>0</b>	<b>0</b>
<b>HANCOCK</b>								
Lewisport Rest Home I LLC	6	2190	1	365	4	1460	0	0
<b>HANCOCK County Total:</b>	<b>6</b>	<b>2,190</b>	<b>1</b>	<b>365</b>	<b>4</b>	<b>1,460</b>	<b>0</b>	<b>0</b>
<b>HENDERSON</b>								
Henderson Manor	6	1547	2	243	0	0	0	0
HOH Healthcare, LLC	0	0	0	0	0	0	0	0
<b>HENDERSON County Total:</b>	<b>6</b>	<b>1,547</b>	<b>2</b>	<b>243</b>	<b>0</b>	<b>0</b>	<b>0</b>	<b>0</b>
<b>OHIO</b>								
Beaver Dam Nursing and Rehab Center	3	987	3	683	0	0	0	0
<b>OHIO County Total:</b>	<b>3</b>	<b>987</b>	<b>3</b>	<b>683</b>	<b>0</b>	<b>0</b>	<b>0</b>	<b>0</b>
<b>River Valley CMHC Total:</b>	<b>41</b>	<b>11,542</b>	<b>56</b>	<b>12,014</b>	<b>5</b>	<b>1,808</b>	<b>0</b>	<b>0</b>
<b>Seven Counties</b>								
<b>BULLITT</b>								
Colonial House of Shepherdsville	20	7300	10	3650	0	0	0	0
Sanders Ridge Health Campus	0	0	0	0	0	0	0	0
<b>BULLITT County Total:</b>	<b>20</b>	<b>7,300</b>	<b>10</b>	<b>3,650</b>	<b>0</b>	<b>0</b>	<b>0</b>	<b>0</b>

\*CMHC - Community Mental Health Center

\*SMI - Severe Mental Illness

## 2023 ANNUAL KENTUCKY LONG TERM CARE UTILIZATION AND SERVICE REPORT

### Table 2E - Personal Care Bed Census With SMI by Gender & Ages 65 & Older

CMHC Region / County / Facility	65-84				85 & Older			
	Male SMI Census	Male SMI Inpatient Days	Female SMI Census	Female SMI Inpatient Days	Male SMI Census	Male SMI Inpatient Days	Female SMI Census	Female SMI Inpatient Days
<b>JEFFERSON</b>								
Anthology of Louisville	0	0	0	0	0	0	0	0
Arcadia Senior Living Louisville	0	0	0	0	0	0	0	0
Barton House of Louisville 1	0	0	0	0	0	0	0	0
Belmont Village	0	0	0	0	0	0	0	0
Brookdale Stonestreet	0	0	0	0	0	0	0	0
Dominion Senior Living of Louisville	1	365	0	0	0	0	0	0
Eastern Star Home in KY	1	1	1	1	0	0	2	2
Episcopal Church Home	0	0	0	0	0	0	0	0
Forest Hills Commons	0	0	0	0	0	0	0	0
Forest Springs Health Campus	0	0	5	922	4	1139	3	906
Glen Ridge Health Campus	0	0	0	0	0	0	0	0
Hallmark House Louisville II	0	0	0	0	0	0	0	0
Harmony at Tucker Station	0	0	0	0	0	0	0	0
Little Sisters of the Poor	0	0	0	0	0	0	0	0
Louisville Protestant Altenheim	0	0	0	0	0	0	0	0
Masonic Home of Louisville	0	0	0	0	0	0	0	0
Morning Pointe of Louisville at South Hurstbourne	0	0	0	0	0	0	0	0
Nazareth Home	1	1	17	17	7	7	28	28
Nazareth Home Clifton	0	0	0	0	0	0	0	0

\*CMHC - Community Mental Health Center

\*SMI - Severe Mental Illness



## 2023 ANNUAL KENTUCKY LONG TERM CARE UTILIZATION AND SERVICE REPORT

### Table 2E - Personal Care Bed Census With SMI by Gender & Ages 65 & Older

CMHC Region / County / Facility	65-84				85 & Older			
	Male SMI Census	Male SMI Inpatient Days	Female SMI Census	Female SMI Inpatient Days	Male SMI Census	Male SMI Inpatient Days	Female SMI Census	Female SMI Inpatient Days
Parrs at Springhurst	0	0	0	0	0	0	0	0
Rose Anna Hughes Home	0	0	0	0	0	0	0	0
Storypoint Prospect	0	0	0	0	0	0	0	0
Sunrise of Louisville	0	0	0	0	1	365	0	0
Symphony at Valley Farms	0	0	0	0	0	0	0	0
The Enclave of East Louisville	0	0	0	0	0	0	0	0
The Forum at Brookside	0	0	0	0	0	0	1	191
The Lantern At Morning Pointe (Louisville)	0	0	0	0	0	0	0	0
The Legacy at English Station	1	359	1	228	0	0	0	0
The Pinnacle of Louisville	0	0	0	0	0	0	0	0
The Spring House at Louisville	0	0	0	0	0	0	0	0
The Springs at Stony Brook	0	0	2	460	1	114	0	0
The Willows at Springhurst	0	0	0	0	0	0	0	0
Treyton Oaks Towers	1	365	6	1618	3	1095	4	1355
Wesley Manor	0	0	0	0	0	0	0	0
Westminster Terrace	0	0	0	0	0	0	0	0
Westport Place Health Campus	0	0	0	0	0	0	0	0
<b>JEFFERSON County Total:</b>	<b>5</b>	<b>1,091</b>	<b>32</b>	<b>3,246</b>	<b>16</b>	<b>2,720</b>	<b>38</b>	<b>2,482</b>

\*CMHC - Community Mental Health Center

\*SMI - Severe Mental Illness

## 2023 ANNUAL KENTUCKY LONG TERM CARE UTILIZATION AND SERVICE REPORT

### Table 2E - Personal Care Bed Census With SMI by Gender & Ages 65 & Older

CMHC Region / County / Facility	65-84				85 & Older			
	Male SMI Census	Male SMI Inpatient Days	Female SMI Census	Female SMI Inpatient Days	Male SMI Census	Male SMI Inpatient Days	Female SMI Census	Female SMI Inpatient Days
<b>OLDHAM</b>								
The Springs at Oldham Reserve	0	0	0	0	0	0	0	0
<b>OLDHAM County Total:</b>	<b>0</b>	<b>0</b>	<b>0</b>	<b>0</b>	<b>0</b>	<b>0</b>	<b>0</b>	<b>0</b>
<b>SHELBY</b>								
Colonial Hall Manor	20	5269	10	1976	0	0	0	0
Masonic Home of Shelbyville	0	0	0	0	0	0	0	0
Shelby Farms Senior Living	0	0	0	0	0	0	0	0
<b>SHELBY County Total:</b>	<b>20</b>	<b>5,269</b>	<b>10</b>	<b>1,976</b>	<b>0</b>	<b>0</b>	<b>0</b>	<b>0</b>
<b>Seven Counties CMHC Total:</b>	<b>45</b>	<b>13,660</b>	<b>52</b>	<b>8,872</b>	<b>16</b>	<b>2,720</b>	<b>38</b>	<b>2,482</b>
<b>State Total</b>	<b>400</b>	<b>110,645</b>	<b>367</b>	<b>82,084</b>	<b>40</b>	<b>8,117</b>	<b>75</b>	<b>12,150</b>

\*CMHC - Community Mental Health Center

\*SMI - Severe Mental Illness

# 2023 ANNUAL KENTUCKY CHEMICAL DEPENDENCY UTILIZATION AND SERVICE REPORT

## Table 2EE - Personal Care Bed Census by Gender & Ages 65 & Older

### Patients With SMI Receiving State Supplementation

CMHC Region / County / Facility	65-84				85 & Older			
	Male SMI State Supp. Census	Male SMI State Supp. Inpatient Days	Female SMI State Supp. Census	Female SMI State Supp. Inpatient Days	Male SMI State Supp. Census	Male SMI State Supp. Inpatient Days	Female SMI State Supp. Census	Female SMI State Supp. Inpatient Days
<b>Adanta</b>								
<b>MCCREARY</b>								
Cumberland Manor Rest Home I LLC	7	2022	2	674	0	0	0	0
<b>MCCREARY County Total:</b>	<b>7</b>	<b>2,022</b>	<b>2</b>	<b>674</b>	<b>0</b>	<b>0</b>	<b>0</b>	<b>0</b>
<b>PULASKI</b>								
Bluegrass Senior Living Somerset	0	0	0	0	0	0	0	0
Crestview Personal Care	2	730	5	1825	0	0	0	0
<b>PULASKI County Total:</b>	<b>2</b>	<b>730</b>	<b>5</b>	<b>1,825</b>	<b>0</b>	<b>0</b>	<b>0</b>	<b>0</b>
<b>TAYLOR</b>								
Bluegrass Way	0	0	0	0	0	0	0	0
<b>TAYLOR County Total:</b>	<b>0</b>	<b>0</b>	<b>0</b>	<b>0</b>	<b>0</b>	<b>0</b>	<b>0</b>	<b>0</b>
<b>WAYNE</b>								
Dishman Personal Care Home	0	0	0	0	0	0	0	0
<b>WAYNE County Total:</b>	<b>0</b>	<b>0</b>	<b>0</b>	<b>0</b>	<b>0</b>	<b>0</b>	<b>0</b>	<b>0</b>
<b>Adanta CMHC Total:</b>	<b>9</b>	<b>2,752</b>	<b>7</b>	<b>2,499</b>	<b>0</b>	<b>0</b>	<b>0</b>	<b>0</b>
<b>Bluegrass</b>								
<b>BOURBON</b>								
Bourbon Heights	0	0	0	0	0	0	0	0
<b>BOURBON County Total:</b>	<b>0</b>	<b>0</b>	<b>0</b>	<b>0</b>	<b>0</b>	<b>0</b>	<b>0</b>	<b>0</b>
<b>BOYLE</b>								
McDowell Place of Danville	0	0	0	0	0	0	0	0
Morning Pointe of Danville	0	0	0	0	0	0	0	0
Walkers Trail Senior Living	0	0	0	0	0	0	0	0
<b>BOYLE County Total:</b>	<b>0</b>	<b>0</b>	<b>0</b>	<b>0</b>	<b>0</b>	<b>0</b>	<b>0</b>	<b>0</b>

\*CMHC - Community Mental Health Center

\*SMI - Severe Mental Illness

\*State Supp. - Supplementation for needy persons who are aged, blind or have a disability (KRS 205.245)

## 2023 ANNUAL KENTUCKY CHEMICAL DEPENDENCY UTILIZATION AND SERVICE REPORT

### Table 2EE - Personal Care Bed Census by Gender & Ages 65 & Older

#### Patients With SMI Receiving State Supplementation

CMHC Region / County / Facility	65-84				85 & Older			
	Male SMI State Supp. Census	Male SMI State Supp. Inpatient Days	Female SMI State Supp. Census	Female SMI State Supp. Inpatient Days	Male SMI State Supp. Census	Male SMI State Supp. Inpatient Days	Female SMI State Supp. Census	Female SMI State Supp. Inpatient Days
<b>CLARK</b>								
Boonesboro Trail Senior Living	0	0	0	0	0	0	0	0
<b>CLARK County Total:</b>	<b>0</b>	<b>0</b>	<b>0</b>	<b>0</b>	<b>0</b>	<b>0</b>	<b>0</b>	<b>0</b>
<b>ESTILL</b>								
Irvine Nursing and Rehabilitation	0	0	0	0	0	0	0	0
<b>ESTILL County Total:</b>	<b>0</b>	<b>0</b>	<b>0</b>	<b>0</b>	<b>0</b>	<b>0</b>	<b>0</b>	<b>0</b>
<b>FAYETTE</b>								
Cedarhurst of Beaumont	0	0	0	0	0	0	0	0
Central Ky Recovery Center Unit 1	0	0	0	0	0	0	0	0
Central KY Recovery Center Unit 2	1	355	0	0	0	0	0	0
Legacy Reserve at Fritz Farm	0	0	0	0	0	0	0	0
Lexington Country Place	0	0	0	0	0	0	0	0
Morning Pointe of Lexington	0	0	0	0	0	0	0	0
Morning Pointe of Lexington East	0	0	0	0	0	0	0	0
Preston Greens Senior Living	0	0	0	0	0	0	0	0
Richmond Place Senior Living	0	0	0	0	0	0	0	0
Signature Healthcare at Tanbark Rehab	0	0	0	0	0	0	0	0
The Breckinridge	0	0	0	0	0	0	0	0
The Lantern at Morning Pointe	0	0	0	0	0	0	0	0
The Legacy at the Willows	0	0	0	0	0	0	0	0
The Willows at Citation	0	0	0	0	0	0	0	0
The Willows at Fritz Farm	0	0	0	0	0	0	0	0
The Willows at Hamburg	0	0	0	0	0	0	0	0
<b>FAYETTE County Total:</b>	<b>1</b>	<b>355</b>	<b>0</b>	<b>0</b>	<b>0</b>	<b>0</b>	<b>0</b>	<b>0</b>

\*CMHC - Community Mental Health Center

\*SMI - Severe Mental Illness

\*State Supp. - Supplementation for needy persons who are aged, blind or have a disability (KRS 205.245)

**Table 2EE - Personal Care Bed Census by Gender & Ages 65 & Older**

**Patients With SMI Receiving State Supplementation**

CMHC Region / County / Facility	65-84				85 & Older			
	Male SMI State Supp. Census	Male SMI State Supp. Inpatient Days	Female SMI State Supp. Census	Female SMI State Supp. Inpatient Days	Male SMI State Supp. Census	Male SMI State Supp. Inpatient Days	Female SMI State Supp. Census	Female SMI State Supp. Inpatient Days
<b>FRANKLIN</b>								
Dominion Senior Living of Frankfort	0	0	0	0	0	0	0	0
Morning Pointe of Frankfort	0	0	0	0	0	0	0	0
The Lantern at Morning Pointe of Frankfort	0	0	0	0	0	0	0	0
<b>FRANKLIN County Total:</b>	<b>0</b>	<b>0</b>	<b>0</b>	<b>0</b>	<b>0</b>	<b>0</b>	<b>0</b>	<b>0</b>
<b>HARRISON</b>								
Cedar Ridge Health Campus	0	0	0	0	0	0	0	0
Parkside Manor	0	0	0	0	0	0	0	0
Shady Lawn	29	10585	2	730	0	0	0	0
<b>HARRISON County Total:</b>	<b>29</b>	<b>10,585</b>	<b>2</b>	<b>730</b>	<b>0</b>	<b>0</b>	<b>0</b>	<b>0</b>
<b>JESSAMINE</b>								
Bridgepointe at Ashgrove Woods	0	0	0	0	0	0	0	0
Cedarhurst of Nicholasville	0	0	0	0	0	0	0	0
Rose Terrace, LLC	8	2920	9	2216	0	0	0	0
Wesley Village	0	0	0	0	0	0	0	0
<b>JESSAMINE County Total:</b>	<b>8</b>	<b>2,920</b>	<b>9</b>	<b>2,216</b>	<b>0</b>	<b>0</b>	<b>0</b>	<b>0</b>
<b>LINCOLN</b>								
Waynesburg Manor	0	0	0	0	0	0	0	0
<b>LINCOLN County Total:</b>	<b>0</b>	<b>0</b>	<b>0</b>	<b>0</b>	<b>0</b>	<b>0</b>	<b>0</b>	<b>0</b>
<b>MADISON</b>								
Dominion Senior Living of Richmond	0	0	0	0	0	0	0	0
Morning Pointe of Richmond	0	0	0	0	0	0	0	0
Telford Terrace	0	0	0	0	0	0	0	0
<b>MADISON County Total:</b>	<b>0</b>	<b>0</b>	<b>0</b>	<b>0</b>	<b>0</b>	<b>0</b>	<b>0</b>	<b>0</b>

\*CMHC - Community Mental Health Center

\*SMI - Severe Mental Illness

\*State Supp. - Supplementation for needy persons who are aged, blind or have a disability (KRS 205.245)

**Table 2EE - Personal Care Bed Census by Gender & Ages 65 & Older**

**Patients With SMI Receiving State Supplementation**

CMHC Region / County / Facility	65-84				85 & Older			
	Male SMI State Supp. Census	Male SMI State Supp. Inpatient Days	Female SMI State Supp. Census	Female SMI State Supp. Inpatient Days	Male SMI State Supp. Census	Male SMI State Supp. Inpatient Days	Female SMI State Supp. Census	Female SMI State Supp. Inpatient Days
<b>MERCER</b>								
The Willows at Harrodsburg	0	0	0	0	0	0	0	0
<b>MERCER County Total:</b>	<b>0</b>	<b>0</b>	<b>0</b>	<b>0</b>	<b>0</b>	<b>0</b>	<b>0</b>	<b>0</b>
<b>POWELL</b>								
Stanton Nursing and Rehabilitation Center	0	0	0	0	1	365	0	0
<b>POWELL County Total:</b>	<b>0</b>	<b>0</b>	<b>0</b>	<b>0</b>	<b>1</b>	<b>365</b>	<b>0</b>	<b>0</b>
<b>SCOTT</b>								
The Meadows At Windsor Gardens	0	0	0	0	0	0	0	0
<b>SCOTT County Total:</b>	<b>0</b>	<b>0</b>	<b>0</b>	<b>0</b>	<b>0</b>	<b>0</b>	<b>0</b>	<b>0</b>
<b>WOODFORD</b>								
Daisy Hill Senior Living	0	0	0	0	0	0	0	0
Taylor Manor Nursing Home	0	0	0	0	0	0	0	0
The Homeplace At Midway	0	0	0	0	0	0	0	0
<b>WOODFORD County Total:</b>	<b>0</b>	<b>0</b>	<b>0</b>	<b>0</b>	<b>0</b>	<b>0</b>	<b>0</b>	<b>0</b>
<b>Bluegrass CMHC Total:</b>	<b>38</b>	<b>13,860</b>	<b>11</b>	<b>2,946</b>	<b>1</b>	<b>365</b>	<b>0</b>	<b>0</b>
<b>Communicare</b>								
<b>GRAYSON</b>								
Grayson Nursing and Rehab Center	0	0	0	0	0	0	0	0
<b>GRAYSON County Total:</b>	<b>0</b>	<b>0</b>	<b>0</b>	<b>0</b>	<b>0</b>	<b>0</b>	<b>0</b>	<b>0</b>
<b>HARDIN</b>								
Helmwood Healthcare Center and Elizabeth Sanford Swope Personal Care	0	0	0	0	0	0	0	0
Peridot Senior Living	0	0	0	0	0	0	0	0

\*CMHC - Community Mental Health Center

\*SMI - Severe Mental Illness

\*State Supp. - Supplementation for needy persons who are aged, blind or have a disability (KRS 205.245)

**Table 2EE - Personal Care Bed Census by Gender & Ages 65 & Older**

**Patients With SMI Receiving State Supplementation**

CMHC Region / County / Facility	65-84				85 & Older			
	Male SMI State Supp. Census	Male SMI State Supp. Inpatient Days	Female SMI State Supp. Census	Female SMI State Supp. Inpatient Days	Male SMI State Supp. Census	Male SMI State Supp. Inpatient Days	Female SMI State Supp. Census	Female SMI State Supp. Inpatient Days
Signature Healthcare at North Hardin Rehab	0	0	0	0	0	0	0	0
<b>HARDIN County Total:</b>	<b>0</b>	<b>0</b>	<b>0</b>	<b>0</b>	<b>0</b>	<b>0</b>	<b>0</b>	<b>0</b>
<b>MARION</b>								
Loretto Living Center at Loretto Motherhouse Infirmary, Inc.	0	0	0	0	0	0	0	0
The Village of Lebanon II	0	0	0	0	0	0	0	0
<b>MARION County Total:</b>	<b>0</b>	<b>0</b>	<b>0</b>	<b>0</b>	<b>0</b>	<b>0</b>	<b>0</b>	<b>0</b>
<b>NELSON</b>								
Cooper Trail Senior Living	0	0	0	0	0	0	0	0
Windsor Gardens CCRC	0	0	0	0	0	0	0	0
<b>NELSON County Total:</b>	<b>0</b>	<b>0</b>	<b>0</b>	<b>0</b>	<b>0</b>	<b>0</b>	<b>0</b>	<b>0</b>
<b>WASHINGTON</b>								
Sansbury Care Center	0	0	0	0	0	0	0	0
<b>WASHINGTON County Total:</b>	<b>0</b>	<b>0</b>	<b>0</b>	<b>0</b>	<b>0</b>	<b>0</b>	<b>0</b>	<b>0</b>
<b>Communicare CMHC Total:</b>	<b>0</b>	<b>0</b>	<b>0</b>	<b>0</b>	<b>0</b>	<b>0</b>	<b>0</b>	<b>0</b>
<b>Comprehend</b>								
<b>LEWIS</b>								
Vanceburg Rehabilitation and Care	0	0	0	0	0	0	0	0
<b>LEWIS County Total:</b>	<b>0</b>	<b>0</b>	<b>0</b>	<b>0</b>	<b>0</b>	<b>0</b>	<b>0</b>	<b>0</b>
<b>Comprehend CMHC Total:</b>	<b>0</b>	<b>0</b>	<b>0</b>	<b>0</b>	<b>0</b>	<b>0</b>	<b>0</b>	<b>0</b>
<b>Cumberland River</b>								
<b>BELL</b>								
Generations Center of Middlesboro	27	9855	10	3650	1	365	1	360
<b>BELL County Total:</b>	<b>27</b>	<b>9,855</b>	<b>10</b>	<b>3,650</b>	<b>1</b>	<b>365</b>	<b>1</b>	<b>360</b>

\*CMHC - Community Mental Health Center

\*SMI - Severe Mental Illness

\*State Supp. - Supplementation for needy persons who are aged, blind or have a disability (KRS 205.245)

**Table 2EE - Personal Care Bed Census by Gender & Ages 65 & Older**

**Patients With SMI Receiving State Supplementation**

CMHC Region / County / Facility	65-84				85 & Older			
	Male SMI State Supp. Census	Male SMI State Supp. Inpatient Days	Female SMI State Supp. Census	Female SMI State Supp. Inpatient Days	Male SMI State Supp. Census	Male SMI State Supp. Inpatient Days	Female SMI State Supp. Census	Female SMI State Supp. Inpatient Days
<b>HARLAN</b>								
The Laurels	19	6935	5	1825	1	365	0	0
<b>HARLAN County Total:</b>	<b>19</b>	<b>6,935</b>	<b>5</b>	<b>1,825</b>	<b>1</b>	<b>365</b>	<b>0</b>	<b>0</b>
<b>KNOX</b>								
Christian Health Center - Corbin	0	0	0	0	0	0	0	0
<b>KNOX County Total:</b>	<b>0</b>	<b>0</b>	<b>0</b>	<b>0</b>	<b>0</b>	<b>0</b>	<b>0</b>	<b>0</b>
<b>Cumberland River CMHC Total:</b>	<b>46</b>	<b>16,790</b>	<b>15</b>	<b>5,475</b>	<b>2</b>	<b>730</b>	<b>1</b>	<b>360</b>
<b>Four Rivers</b>								
<b>CALLOWAY</b>								
Gardens At Hickory Woods	0	0	0	0	0	0	0	0
<b>CALLOWAY County Total:</b>	<b>0</b>	<b>0</b>	<b>0</b>	<b>0</b>	<b>0</b>	<b>0</b>	<b>0</b>	<b>0</b>
<b>CARLISLE</b>								
Countryside Center	0	0	0	0	0	0	0	0
<b>CARLISLE County Total:</b>	<b>0</b>	<b>0</b>	<b>0</b>	<b>0</b>	<b>0</b>	<b>0</b>	<b>0</b>	<b>0</b>
<b>GRAVES</b>								
Fern Terrace of Mayfield	14	5041	9	3240	0	0	0	0
<b>GRAVES County Total:</b>	<b>14</b>	<b>5,041</b>	<b>9</b>	<b>3,240</b>	<b>0</b>	<b>0</b>	<b>0</b>	<b>0</b>
<b>HICKMAN</b>								
Clinton Hickman County Nursing Facility	0	0	0	0	0	0	0	0
Clinton Place	0	0	0	0	0	0	0	0
<b>HICKMAN County Total:</b>	<b>0</b>	<b>0</b>	<b>0</b>	<b>0</b>	<b>0</b>	<b>0</b>	<b>0</b>	<b>0</b>

\*CMHC - Community Mental Health Center

\*SMI - Severe Mental Illness

\*State Supp. - Supplementation for needy persons who are aged, blind or have a disability (KRS 205.245)



**Table 2EE - Personal Care Bed Census by Gender & Ages 65 & Older**

**Patients With SMI Receiving State Supplementation**

CMHC Region / County / Facility	65-84				85 & Older			
	Male SMI State Supp. Census	Male SMI State Supp. Inpatient Days	Female SMI State Supp. Census	Female SMI State Supp. Inpatient Days	Male SMI State Supp. Census	Male SMI State Supp. Inpatient Days	Female SMI State Supp. Census	Female SMI State Supp. Inpatient Days
<b>MCCRACKEN</b>								
Charter Senior Living of Paducah	0	0	0	0	0	0	0	0
Gaither Suites at West Park	0	0	0	0	0	0	0	0
<b>MCCRACKEN County Total:</b>	<b>0</b>	<b>0</b>	<b>0</b>	<b>0</b>	<b>0</b>	<b>0</b>	<b>0</b>	<b>0</b>
<b>Four Rivers CMHC Total:</b>	<b>14</b>	<b>5,041</b>	<b>9</b>	<b>3,240</b>	<b>0</b>	<b>0</b>	<b>0</b>	<b>0</b>
<b>Kentucky River</b>								
<b>KNOTT</b>								
Golden Years Rest Home	2	730	2	730	0	0	0	0
<b>KNOTT County Total:</b>	<b>2</b>	<b>730</b>	<b>2</b>	<b>730</b>	<b>0</b>	<b>0</b>	<b>0</b>	<b>0</b>
<b>Kentucky River CMHC Total:</b>	<b>2</b>	<b>730</b>	<b>2</b>	<b>730</b>	<b>0</b>	<b>0</b>	<b>0</b>	<b>0</b>
<b>LifeSkills</b>								
<b>ALLEN</b>								
Cornerstone Manor	0	0	0	0	0	0	0	0
Scottsville Manor	6	1698	2	44	0	0	0	0
<b>ALLEN County Total:</b>	<b>6</b>	<b>1,698</b>	<b>2</b>	<b>44</b>	<b>0</b>	<b>0</b>	<b>0</b>	<b>0</b>
<b>EDMONSON</b>								
Edmonson Center	0	0	2	515	0	0	0	0
<b>EDMONSON County Total:</b>	<b>0</b>	<b>0</b>	<b>2</b>	<b>515</b>	<b>0</b>	<b>0</b>	<b>0</b>	<b>0</b>
<b>HART</b>								
Hart County Manor	0	0	0	0	0	0	0	0
<b>HART County Total:</b>	<b>0</b>	<b>0</b>	<b>0</b>	<b>0</b>	<b>0</b>	<b>0</b>	<b>0</b>	<b>0</b>
<b>METCALFE</b>								
Harpers Home for the Aged	0	0	0	0	0	0	0	0
Metcalfe Health Care Center	0	0	0	0	0	0	0	0
<b>METCALFE County Total:</b>	<b>0</b>	<b>0</b>	<b>0</b>	<b>0</b>	<b>0</b>	<b>0</b>	<b>0</b>	<b>0</b>

\*CMHC - Community Mental Health Center

\*SMI - Severe Mental Illness

\*State Supp. - Supplementation for needy persons who are aged, blind or have a disability (KRS 205.245)

**Table 2EE - Personal Care Bed Census by Gender & Ages 65 & Older**

**Patients With SMI Receiving State Supplementation**

CMHC Region / County / Facility	65-84				85 & Older			
	Male SMI State Supp. Census	Male SMI State Supp. Inpatient Days	Female SMI State Supp. Census	Female SMI State Supp. Inpatient Days	Male SMI State Supp. Census	Male SMI State Supp. Inpatient Days	Female SMI State Supp. Census	Female SMI State Supp. Inpatient Days
<b>WARREN</b>								
Christian Health Center of Bowling Green	0	0	0	0	0	0	0	0
Fern Terrace of Bowling Green	15	4203	17	4866	0	0	0	0
The Haven At Massey Springs	0	0	0	0	0	0	0	0
<b>WARREN County Total:</b>	<b>15</b>	<b>4,203</b>	<b>17</b>	<b>4,866</b>	<b>0</b>	<b>0</b>	<b>0</b>	<b>0</b>
<b>LifeSkills CMHC Total:</b>	<b>21</b>	<b>5,901</b>	<b>21</b>	<b>5,425</b>	<b>0</b>	<b>0</b>	<b>0</b>	<b>0</b>
<b>Mountain</b>								
<b>JOHNSON</b>								
Venture Home of Paintsville	7	2555	3	1095	0	0	0	0
<b>JOHNSON County Total:</b>	<b>7</b>	<b>2,555</b>	<b>3</b>	<b>1,095</b>	<b>0</b>	<b>0</b>	<b>0</b>	<b>0</b>
<b>MAGOFFIN</b>								
Salyersville Nursing and Rehabilitation Center	0	0	0	0	0	0	0	0
<b>MAGOFFIN County Total:</b>	<b>0</b>	<b>0</b>	<b>0</b>	<b>0</b>	<b>0</b>	<b>0</b>	<b>0</b>	<b>0</b>
<b>PIKE</b>								
Good Shepherd Community Nursing Center	0	0	0	0	0	0	0	0
<b>PIKE County Total:</b>	<b>0</b>	<b>0</b>	<b>0</b>	<b>0</b>	<b>0</b>	<b>0</b>	<b>0</b>	<b>0</b>
<b>Mountain CMHC Total:</b>	<b>7</b>	<b>2,555</b>	<b>3</b>	<b>1,095</b>	<b>0</b>	<b>0</b>	<b>0</b>	<b>0</b>
<b>NorthKey</b>								
<b>BOONE</b>								
Colonial Heights Senior Living	0	0	0	0	0	0	0	0
Dominion Senior Living of Florence	0	0	0	0	0	0	0	0
<b>BOONE County Total:</b>	<b>0</b>	<b>0</b>	<b>0</b>	<b>0</b>	<b>0</b>	<b>0</b>	<b>0</b>	<b>0</b>

\*CMHC - Community Mental Health Center

\*SMI - Severe Mental Illness

\*State Supp. - Supplementation for needy persons who are aged, blind or have a disability (KRS 205.245)

**Table 2EE - Personal Care Bed Census by Gender & Ages 65 & Older**

**Patients With SMI Receiving State Supplementation**

CMHC Region / County / Facility	65-84				85 & Older			
	Male SMI State Supp. Census	Male SMI State Supp. Inpatient Days	Female SMI State Supp. Census	Female SMI State Supp. Inpatient Days	Male SMI State Supp. Census	Male SMI State Supp. Inpatient Days	Female SMI State Supp. Census	Female SMI State Supp. Inpatient Days
<b>CAMPBELL</b>								
Carmel Manor	0	0	2	366	0	0	0	0
The Seasons at Alexandria	0	0	0	0	0	0	0	0
<b>CAMPBELL County Total:</b>	<b>0</b>	<b>0</b>	<b>2</b>	<b>366</b>	<b>0</b>	<b>0</b>	<b>0</b>	<b>0</b>
<b>CARROLL</b>								
Carrollton Manor	7	2206	5	1324	0	0	0	0
Valley Haven Rest Home	15	5475	0	0	0	0	0	0
<b>CARROLL County Total:</b>	<b>22</b>	<b>7,681</b>	<b>5</b>	<b>1,324</b>	<b>0</b>	<b>0</b>	<b>0</b>	<b>0</b>
<b>GRANT</b>								
Jonesville Rest Home	1	247	1	247	0	0	0	0
<b>GRANT County Total:</b>	<b>1</b>	<b>247</b>	<b>1</b>	<b>247</b>	<b>0</b>	<b>0</b>	<b>0</b>	<b>0</b>
<b>KENTON</b>								
Covington Ladies Home	0	0	0	0	0	0	0	0
Ivy Knoll	0	0	0	0	0	0	0	0
Madonna Manor	0	0	0	0	0	0	0	0
Regency Manor	17	17	33	33	0	0	0	0
Regency Manor North	7	2033	5	1508	0	0	0	0
Rosedale Green	0	0	0	0	0	0	0	0
St. Charles Care Center	0	0	0	0	0	0	0	0
The Summit of Edgewood	0	0	0	0	0	0	0	0
<b>KENTON County Total:</b>	<b>24</b>	<b>2,050</b>	<b>38</b>	<b>1,541</b>	<b>0</b>	<b>0</b>	<b>0</b>	<b>0</b>
<b>PENDLETON</b>								
Falmouth Personal Care Home	3	1095	0	0	0	0	0	0
The Front Gate	7	1966	2	730	0	0	0	0
<b>PENDLETON County Total:</b>	<b>10</b>	<b>3,061</b>	<b>2</b>	<b>730</b>	<b>0</b>	<b>0</b>	<b>0</b>	<b>0</b>
<b>NorthKey CMHC Total:</b>	<b>57</b>	<b>13,039</b>	<b>48</b>	<b>4,208</b>	<b>0</b>	<b>0</b>	<b>0</b>	<b>0</b>

\*CMHC - Community Mental Health Center

\*SMI - Severe Mental Illness

\*State Supp. - Supplementation for needy persons who are aged, blind or have a disability (KRS 205.245)

**Table 2EE - Personal Care Bed Census by Gender & Ages 65 & Older**

**Patients With SMI Receiving State Supplementation**

CMHC Region / County / Facility	65-84				85 & Older			
	Male SMI State Supp. Census	Male SMI State Supp. Inpatient Days	Female SMI State Supp. Census	Female SMI State Supp. Inpatient Days	Male SMI State Supp. Census	Male SMI State Supp. Inpatient Days	Female SMI State Supp. Census	Female SMI State Supp. Inpatient Days
Pathways								
BOYD								
Genesis Health of Ashland	2	2	2	2	0	0	0	0
Genesis II Health	0	0	0	0	1	365	0	0
Kings Daughters and Sons Home	0	0	0	0	0	0	0	0
<b>BOYD County Total:</b>	<b>2</b>	<b>2</b>	<b>2</b>	<b>2</b>	<b>1</b>	<b>365</b>	<b>0</b>	<b>0</b>
GREENUP								
Frasures Personal Care Home	4	1160	9	2117	0	0	0	0
Morning Pointe of Russell	0	0	0	0	0	0	0	0
The Lantern At Morning Pointe	0	0	0	0	0	0	0	0
Alzheimers and Memory Care								
Trinity Station Retirement Community	0	0	0	0	0	0	0	0
<b>GREENUP County Total:</b>	<b>4</b>	<b>1,160</b>	<b>9</b>	<b>2,117</b>	<b>0</b>	<b>0</b>	<b>0</b>	<b>0</b>
LAWRENCE								
The Jordan Center	0	0	0	0	0	0	0	0
<b>LAWRENCE County Total:</b>	<b>0</b>	<b>0</b>	<b>0</b>	<b>0</b>	<b>0</b>	<b>0</b>	<b>0</b>	<b>0</b>
MENIFEE								
Edgewood Estates	0	0	0	0	0	0	0	0
<b>MENIFEE County Total:</b>	<b>0</b>	<b>0</b>	<b>0</b>	<b>0</b>	<b>0</b>	<b>0</b>	<b>0</b>	<b>0</b>
MONTGOMERY								
Regency Memory Care	0	0	0	0	0	0	0	0
<b>MONTGOMERY County Total:</b>	<b>0</b>	<b>0</b>	<b>0</b>	<b>0</b>	<b>0</b>	<b>0</b>	<b>0</b>	<b>0</b>

\*CMHC - Community Mental Health Center

\*SMI - Severe Mental Illness

\*State Supp. - Supplementation for needy persons who are aged, blind or have a disability (KRS 205.245)

**Table 2EE - Personal Care Bed Census by Gender & Ages 65 & Older**

**Patients With SMI Receiving State Supplementation**

CMHC Region / County / Facility	65-84				85 & Older			
	Male SMI State Supp. Census	Male SMI State Supp. Inpatient Days	Female SMI State Supp. Census	Female SMI State Supp. Inpatient Days	Male SMI State Supp. Census	Male SMI State Supp. Inpatient Days	Female SMI State Supp. Census	Female SMI State Supp. Inpatient Days
<b>MORGAN</b>								
West Liberty Nursing and Rehabilitation Center	0	0	0	0	0	0	0	0
<b>MORGAN County Total:</b>	<b>0</b>	<b>0</b>	<b>0</b>	<b>0</b>	<b>0</b>	<b>0</b>	<b>0</b>	<b>0</b>
<b>Pathways CMHC Total:</b>	<b>6</b>	<b>1,162</b>	<b>11</b>	<b>2,119</b>	<b>1</b>	<b>365</b>	<b>0</b>	<b>0</b>
<b>Pennyroyal</b>								
<b>CALDWELL</b>								
Highland Homes, Inc.	14	5110	10	3650	0	0	0	0
<b>CALDWELL County Total:</b>	<b>14</b>	<b>5,110</b>	<b>10</b>	<b>3,650</b>	<b>0</b>	<b>0</b>	<b>0</b>	<b>0</b>
<b>CHRISTIAN</b>								
Charter Senior Living of Hopkinsville	0	0	0	0	0	0	0	0
Christian County Manor	24	365	18	365	0	0	0	0
Christian Health Center, Hopkinsville	0	0	0	0	0	0	0	0
Pennyrile Home	11	3007	17	5301	0	0	0	0
<b>CHRISTIAN County Total:</b>	<b>35</b>	<b>3,372</b>	<b>35</b>	<b>5,666</b>	<b>0</b>	<b>0</b>	<b>0</b>	<b>0</b>
<b>CRITTENDEN</b>								
Crittenden County Health and Rehabilitation Center	0	0	0	0	0	0	0	0
<b>CRITTENDEN County Total:</b>	<b>0</b>	<b>0</b>	<b>0</b>	<b>0</b>	<b>0</b>	<b>0</b>	<b>0</b>	<b>0</b>
<b>HOPKINS</b>								
Madisonville Rest Home I LLC	6	2190	4	1460	0	0	0	0
The Homestead	7	1981	5	1404	0	0	0	0
<b>HOPKINS County Total:</b>	<b>13</b>	<b>4,171</b>	<b>9</b>	<b>2,864</b>	<b>0</b>	<b>0</b>	<b>0</b>	<b>0</b>
<b>LYON</b>								
Rivers Bend Retirement Community	0	0	0	0	0	0	0	0
<b>LYON County Total:</b>	<b>0</b>	<b>0</b>	<b>0</b>	<b>0</b>	<b>0</b>	<b>0</b>	<b>0</b>	<b>0</b>

\*CMHC - Community Mental Health Center

\*SMI - Severe Mental Illness

\*State Supp. - Supplementation for needy persons who are aged, blind or have a disability (KRS 205.245)

**Table 2EE - Personal Care Bed Census by Gender & Ages 65 & Older**

**Patients With SMI Receiving State Supplementation**

CMHC Region / County / Facility	65-84				85 & Older			
	Male SMI State Supp. Census	Male SMI State Supp. Inpatient Days	Female SMI State Supp. Census	Female SMI State Supp. Inpatient Days	Male SMI State Supp. Census	Male SMI State Supp. Inpatient Days	Female SMI State Supp. Census	Female SMI State Supp. Inpatient Days
<b>MUHLENBERG</b>								
Greenville Nursing and Rehabilitation	0	0	0	0	0	0	0	0
Sparks Nursing Center	9	1610	11	3451	1	365	0	0
<b>MUHLENBERG County Total:</b>	<b>9</b>	<b>1,610</b>	<b>11</b>	<b>3,451</b>	<b>1</b>	<b>365</b>	<b>0</b>	<b>0</b>
<b>TRIGG</b>								
Better Senior Living	0	0	0	0	0	0	0	0
<b>TRIGG County Total:</b>	<b>0</b>	<b>0</b>	<b>0</b>	<b>0</b>	<b>0</b>	<b>0</b>	<b>0</b>	<b>0</b>
<b>Pennyroyal CMHC Total:</b>	<b>71</b>	<b>14,263</b>	<b>65</b>	<b>15,631</b>	<b>1</b>	<b>365</b>	<b>0</b>	<b>0</b>
<b>River Valley</b>								
<b>DAVIESS</b>								
Calumet Trace Senior Living	0	0	0	0	0	0	0	0
Carmel Home	0	0	0	0	0	0	0	0
Cedarhurst of Owensboro	0	0	0	0	0	0	0	0
Chautauqua Health and Rehab	0	0	1	365	0	0	0	0
Davco Rest Home	12	3653	7	2314	0	0	0	0
Fern Terrace of Owensboro, LLC	6	1487	23	5346	0	0	0	0
<b>DAVIESS County Total:</b>	<b>18</b>	<b>5,140</b>	<b>31</b>	<b>8,025</b>	<b>0</b>	<b>0</b>	<b>0</b>	<b>0</b>
<b>HANCOCK</b>								
Lewisport Rest Home I LLC	6	2190	1	365	3	1095	0	0
<b>HANCOCK County Total:</b>	<b>6</b>	<b>2,190</b>	<b>1</b>	<b>365</b>	<b>3</b>	<b>1,095</b>	<b>0</b>	<b>0</b>
<b>HENDERSON</b>								
Henderson Manor	6	1547	2	243	0	0	0	0
HOH Healthcare, LLC	0	0	0	0	0	0	0	0
<b>HENDERSON County Total:</b>	<b>6</b>	<b>1,547</b>	<b>2</b>	<b>243</b>	<b>0</b>	<b>0</b>	<b>0</b>	<b>0</b>

\*CMHC - Community Mental Health Center

\*SMI - Severe Mental Illness

\*State Supp. - Supplementation for needy persons who are aged, blind or have a disability (KRS 205.245)

**Table 2EE - Personal Care Bed Census by Gender & Ages 65 & Older**

**Patients With SMI Receiving State Supplementation**

CMHC Region / County / Facility	65-84				85 & Older			
	Male SMI State Supp. Census	Male SMI State Supp. Inpatient Days	Female SMI State Supp. Census	Female SMI State Supp. Inpatient Days	Male SMI State Supp. Census	Male SMI State Supp. Inpatient Days	Female SMI State Supp. Census	Female SMI State Supp. Inpatient Days
<b>OHIO</b>								
Beaver Dam Nursing and Rehab Center	3	987	3	683	0	0	0	0
<b>OHIO County Total:</b>	<b>3</b>	<b>987</b>	<b>3</b>	<b>683</b>	<b>0</b>	<b>0</b>	<b>0</b>	<b>0</b>
<b>River Valley CMHC Total:</b>	<b>33</b>	<b>9,864</b>	<b>37</b>	<b>9,316</b>	<b>3</b>	<b>1,095</b>	<b>0</b>	<b>0</b>
<b>Seven Counties</b>								
<b>BULLITT</b>								
Colonial House of Shepherdsville	17	6205	10	3650	0	0	0	0
Sanders Ridge Health Campus	0	0	0	0	0	0	0	0
<b>BULLITT County Total:</b>	<b>17</b>	<b>6,205</b>	<b>10</b>	<b>3,650</b>	<b>0</b>	<b>0</b>	<b>0</b>	<b>0</b>
<b>JEFFERSON</b>								
Anthology of Louisville	0	0	0	0	0	0	0	0
Arcadia Senior Living Louisville	0	0	0	0	0	0	0	0
Barton House of Louisville 1	0	0	0	0	0	0	0	0
Belmont Village	0	0	0	0	0	0	0	0
Brookdale Stonestreet	0	0	0	0	0	0	0	0
Dominion Senior Living of Louisville	0	0	0	0	0	0	0	0
Eastern Star Home in KY	0	0	1	1	0	0	0	0
Episcopal Church Home	0	0	0	0	0	0	0	0
Forest Hills Commons	0	0	0	0	0	0	0	0
Forest Springs Health Campus	0	0	0	0	0	0	0	0
Glen Ridge Health Campus	0	0	0	0	0	0	0	0
Hallmark House Louisville II	0	0	0	0	0	0	0	0
Harmony at Tucker Station	0	0	0	0	0	0	0	0
Little Sisters of the Poor	0	0	0	0	0	0	0	0
Louisville Protestant Altenheim	0	0	0	0	0	0	0	0
Masonic Home of Louisville	0	0	0	0	0	0	0	0

\*CMHC - Community Mental Health Center

\*SMI - Severe Mental Illness

\*State Supp. - Supplementation for needy persons who are aged, blind or have a disability (KRS 205.245)

**Table 2EE - Personal Care Bed Census by Gender & Ages 65 & Older**

**Patients With SMI Receiving State Supplementation**

CMHC Region / County / Facility	65-84				85 & Older			
	Male SMI State Supp. Census	Male SMI State Supp. Inpatient Days	Female SMI State Supp. Census	Female SMI State Supp. Inpatient Days	Male SMI State Supp. Census	Male SMI State Supp. Inpatient Days	Female SMI State Supp. Census	Female SMI State Supp. Inpatient Days
Morning Pointe of Louisville at South Hurstbourne	0	0	0	0	0	0	0	0
Nazareth Home	0	0	0	0	0	0	0	0
Nazareth Home Clifton	0	0	0	0	0	0	0	0
Parrs at Springhurst	0	0	0	0	0	0	0	0
Rose Anna Hughes Home	0	0	0	0	0	0	0	0
Storypoint Prospect	0	0	0	0	0	0	0	0
Sunrise of Louisville	0	0	0	0	0	0	0	0
Symphony at Valley Farms	0	0	0	0	0	0	0	0
The Enclave of East Louisville	0	0	0	0	0	0	0	0
The Forum at Brookside	0	0	0	0	0	0	0	0
The Lantern At Morning Pointe (Louisville)	0	0	0	0	0	0	0	0
The Legacy at English Station	0	0	0	0	0	0	0	0
The Pinnacle of Louisville	0	0	0	0	0	0	0	0
The Spring House at Louisville	0	0	0	0	0	0	0	0
The Springs at Stony Brook	0	0	0	0	0	0	0	0
The Willows at Springhurst	0	0	0	0	0	0	0	0
Treyton Oaks Towers	0	0	0	0	0	0	0	0
Wesley Manor	0	0	0	0	0	0	0	0
Westminster Terrace	0	0	0	0	0	0	0	0
Westport Place Health Campus	0	0	0	0	0	0	0	0
<b>JEFFERSON County Total:</b>	<b>0</b>	<b>0</b>	<b>1</b>	<b>1</b>	<b>0</b>	<b>0</b>	<b>0</b>	<b>0</b>
OLDHAM								
The Springs at Oldham Reserve	0	0	0	0	0	0	0	0
<b>OLDHAM County Total:</b>	<b>0</b>	<b>0</b>	<b>0</b>	<b>0</b>	<b>0</b>	<b>0</b>	<b>0</b>	<b>0</b>

\*CMHC - Community Mental Health Center

\*SMI - Severe Mental Illness

\*State Supp. - Supplementation for needy persons who are aged, blind or have a disability (KRS 205.245)



**Table 2EE - Personal Care Bed Census by Gender & Ages 65 & Older**

**Patients With SMI Receiving State Supplementation**

CMHC Region / County / Facility	65-84				85 & Older			
	Male SMI State Supp. Census	Male SMI State Supp. Inpatient Days	Female SMI State Supp. Census	Female SMI State Supp. Inpatient Days	Male SMI State Supp. Census	Male SMI State Supp. Inpatient Days	Female SMI State Supp. Census	Female SMI State Supp. Inpatient Days
SHELBY								
Colonial Hall Manor	16	4037	7	1600	0	0	0	0
Masonic Home of Shelbyville	0	0	0	0	0	0	0	0
Shelby Farms Senior Living	0	0	0	0	0	0	0	0
<b>SHELBY County Total:</b>	<b>16</b>	<b>4,037</b>	<b>7</b>	<b>1,600</b>	<b>0</b>	<b>0</b>	<b>0</b>	<b>0</b>
<b>Seven Counties CMHC Total:</b>	<b>33</b>	<b>10,242</b>	<b>18</b>	<b>5,251</b>	<b>0</b>	<b>0</b>	<b>0</b>	<b>0</b>
<b>State Total</b>	<b>337</b>	<b>96,199</b>	<b>247</b>	<b>57,935</b>	<b>8</b>	<b>2,920</b>	<b>1</b>	<b>360</b>

\*CMHC - Community Mental Health Center

\*SMI - Severe Mental Illness

\*State Supp. - Supplementation for needy persons who are aged, blind or have a disability (KRS 205.245)

## 2023 ANNUAL KENTUCKY LONG TERM CARE UTILIZATION AND SERVICE REPORT

### Table 3 - Census Data- Nursing Home (CCRC) Beds

ADD / Facility	Licensed Beds	Beds In Operation	Beginning Census	Admissions	Discharges	Deaths	Ending Census	Total Patient Days	Occupancy Percentage	Potential Patient Days
<b>ADD:2</b>										
<b>CHRISTIAN</b>										
Christian Health Center, Hopkinsville	2	2	2	0	0	0	2	730	100.00%	730
<b>CHRISTIAN County Total:</b>	<b>2</b>	<b>2</b>	<b>2</b>	<b>0</b>	<b>0</b>	<b>0</b>	<b>2</b>	<b>730</b>	<b>100.00%</b>	<b>730</b>
<b>LYON</b>										
Rivers Bend Retirement Community	1	1	0	5	4	0	1	282	77.26%	365
<b>LYON County Total:</b>	<b>1</b>	<b>1</b>	<b>0</b>	<b>5</b>	<b>4</b>	<b>0</b>	<b>1</b>	<b>282</b>	<b>77.26%</b>	<b>365</b>
<b>ADD: 2 Total</b>	<b>3</b>	<b>3</b>	<b>2</b>	<b>5</b>	<b>4</b>	<b>0</b>	<b>3</b>	<b>1,012</b>	<b>92.42%</b>	<b>1,095</b>
<b>ADD:3</b>										
<b>UNION</b>										
Breckinridge Place	8	8	7	12	8	4	7	2,813	96.34%	2,920
<b>UNION County Total:</b>	<b>8</b>	<b>8</b>	<b>7</b>	<b>12</b>	<b>8</b>	<b>4</b>	<b>7</b>	<b>2,813</b>	<b>96.34%</b>	<b>2,920</b>
<b>ADD: 3 Total</b>	<b>8</b>	<b>8</b>	<b>7</b>	<b>12</b>	<b>8</b>	<b>4</b>	<b>7</b>	<b>2,813</b>	<b>96.34%</b>	<b>2,920</b>
<b>ADD:4</b>										
<b>WARREN</b>										
Christian Health Center of Bowling Green	23	23	23	24	9	15	23	8,395	100.00%	8,395
<b>WARREN County Total:</b>	<b>23</b>	<b>23</b>	<b>23</b>	<b>24</b>	<b>9</b>	<b>15</b>	<b>23</b>	<b>8,395</b>	<b>100.00%</b>	<b>8,395</b>
<b>ADD: 4 Total</b>	<b>23</b>	<b>23</b>	<b>23</b>	<b>24</b>	<b>9</b>	<b>15</b>	<b>23</b>	<b>8,395</b>	<b>100.00%</b>	<b>8,395</b>
<b>ADD:5</b>										
<b>MARION</b>										
The Village of Lebanon II	10	10	3	9	3	1	8	2,248	61.59%	3,650
<b>MARION County Total:</b>	<b>10</b>	<b>10</b>	<b>3</b>	<b>9</b>	<b>3</b>	<b>1</b>	<b>8</b>	<b>2,248</b>	<b>61.59%</b>	<b>3,650</b>
<b>ADD: 5 Total</b>	<b>10</b>	<b>10</b>	<b>3</b>	<b>9</b>	<b>3</b>	<b>1</b>	<b>8</b>	<b>2,248</b>	<b>61.59%</b>	<b>3,650</b>
<b>ADD:6</b>										
<b>JEFFERSON</b>										
Christian Health Center of Louisville	4	4	2	5	7	0	0	87	11.92%	730
Louisville Protestant Altenheim	8	8	4	0	0	0	4	1,460	50.00%	2,920
The Springs at Stony Brook	0	0	0	0	0	0	0	0	0.00%	0
<b>JEFFERSON County Total:</b>	<b>12</b>	<b>12</b>	<b>6</b>	<b>5</b>	<b>7</b>	<b>0</b>	<b>4</b>	<b>1,547</b>	<b>42.38%</b>	<b>3,650</b>
<b>ADD: 6 Total</b>	<b>12</b>	<b>12</b>	<b>6</b>	<b>5</b>	<b>7</b>	<b>0</b>	<b>4</b>	<b>1,547</b>	<b>42.38%</b>	<b>3,650</b>

**Table 3 - Census Data- Nursing Home (CCRC) Beds**

ADD / Facility	Licensed Beds	Beds In Operation	Beginning Census	Admissions	Discharges	Deaths	Ending Census	Total Patient Days	Occupancy Percentage	Potential Patient Days
<b>ADD:7</b>										
<b>KENTON</b>										
Madonna Manor	1	1	1	2	0	2	1	344	94.25%	365
<b>KENTON County Total:</b>	<b>1</b>	<b>1</b>	<b>1</b>	<b>2</b>	<b>0</b>	<b>2</b>	<b>1</b>	<b>344</b>	<b>94.25%</b>	<b>365</b>
<b>ADD: 7 Total</b>	<b>1</b>	<b>1</b>	<b>1</b>	<b>2</b>	<b>0</b>	<b>2</b>	<b>1</b>	<b>344</b>	<b>94.25%</b>	<b>365</b>
<b>ADD:10</b>										
<b>GREENUP</b>										
Trinity Station Retirement Community	17	17	7	19	3	12	11	3,452	55.63%	6,205
<b>GREENUP County Total:</b>	<b>17</b>	<b>17</b>	<b>7</b>	<b>19</b>	<b>3</b>	<b>12</b>	<b>11</b>	<b>3,452</b>	<b>55.63%</b>	<b>6,205</b>
<b>ADD: 10 Total</b>	<b>17</b>	<b>17</b>	<b>7</b>	<b>19</b>	<b>3</b>	<b>12</b>	<b>11</b>	<b>3,452</b>	<b>55.63%</b>	<b>6,205</b>
<b>ADD:13</b>										
<b>KNOX</b>										
Christian Health Center - Corbin	4	4	1	7	5	0	3	646	44.25%	1,460
<b>KNOX County Total:</b>	<b>4</b>	<b>4</b>	<b>1</b>	<b>7</b>	<b>5</b>	<b>0</b>	<b>3</b>	<b>646</b>	<b>44.25%</b>	<b>1,460</b>
<b>LAUREL</b>										
Laurel Heights Home for the Elderly	17	17	17	14	11	3	17	6,134	98.86%	6,205
<b>LAUREL County Total:</b>	<b>17</b>	<b>17</b>	<b>17</b>	<b>14</b>	<b>11</b>	<b>3</b>	<b>17</b>	<b>6,134</b>	<b>98.86%</b>	<b>6,205</b>
<b>ADD: 13 Total</b>	<b>21</b>	<b>21</b>	<b>18</b>	<b>21</b>	<b>16</b>	<b>3</b>	<b>20</b>	<b>6,780</b>	<b>88.45%</b>	<b>7,665</b>
<b>ADD:14</b>										
<b>PULASKI</b>										
The Neighborhood Nursing Facility	12	12	11	16	6	9	12	4,038	92.19%	4,380
<b>PULASKI County Total:</b>	<b>12</b>	<b>12</b>	<b>11</b>	<b>16</b>	<b>6</b>	<b>9</b>	<b>12</b>	<b>4,038</b>	<b>92.19%</b>	<b>4,380</b>
<b>ADD: 14 Total</b>	<b>12</b>	<b>12</b>	<b>11</b>	<b>16</b>	<b>6</b>	<b>9</b>	<b>12</b>	<b>4,038</b>	<b>92.19%</b>	<b>4,380</b>
<b>ADD:15</b>										
<b>FAYETTE</b>										
Sayre Christian Village Nursing Home	11	11	9	20	11	8	10	2,539	63.24%	4,015
The Willows at Citation	2	2	2	0	0	0	2	730	100.00%	730
The Willows at Hamburg	10	10	10	60	54	6	10	3,478	95.29%	3,650
<b>FAYETTE County Total:</b>	<b>23</b>	<b>23</b>	<b>21</b>	<b>80</b>	<b>65</b>	<b>14</b>	<b>22</b>	<b>6,747</b>	<b>80.37%</b>	<b>8,395</b>
<b>HARRISON</b>										
Cedar Ridge Health Campus	5	5	5	10	6	4	5	1,745	95.62%	1,825
<b>HARRISON County Total:</b>	<b>5</b>	<b>5</b>	<b>5</b>	<b>10</b>	<b>6</b>	<b>4</b>	<b>5</b>	<b>1,745</b>	<b>95.62%</b>	<b>1,825</b>

**Table 3 - Census Data- Nursing Home (CCRC) Beds**

<b>ADD / Facility</b>	<b>Licensed Beds</b>	<b>Beds In Operation</b>	<b>Beginning Census</b>	<b>Admiss-ions</b>	<b>Disch-arges</b>	<b>Deaths</b>	<b>Ending Census</b>	<b>Total Patient Days</b>	<b>Occupancy Percentage</b>	<b>Potential Patient Days</b>
<b>JESSAMINE</b>										
Bridgepointe at Ashgrove Woods	4	4	3	4	1	3	4	1,095	75.00%	1,460
Wesley Village	36	31	27	15	4	13	25	10,669	81.19%	13,140
<b>JESSAMINE County Total:</b>	<b>40</b>	<b>35</b>	<b>30</b>	<b>19</b>	<b>5</b>	<b>16</b>	<b>29</b>	<b>11,764</b>	<b>80.58%</b>	<b>14,600</b>
<b>MADISON</b>										
Telford Terrace	1	1	1	1	1	0	1	324	88.77%	365
<b>MADISON County Total:</b>	<b>1</b>	<b>1</b>	<b>1</b>	<b>1</b>	<b>1</b>	<b>0</b>	<b>1</b>	<b>324</b>	<b>88.77%</b>	<b>365</b>
<b>MERCER</b>										
The Willows at Harrodsburg	9	9	9	9	9	0	9	3,285	100.00%	3,285
<b>MERCER County Total:</b>	<b>9</b>	<b>9</b>	<b>9</b>	<b>9</b>	<b>9</b>	<b>0</b>	<b>9</b>	<b>3,285</b>	<b>100.00%</b>	<b>3,285</b>
<b>WOODFORD</b>										
The Homeplace At Midway	5	5	5	4	2	2	5	1,358	74.41%	1,825
<b>WOODFORD County Total:</b>	<b>5</b>	<b>5</b>	<b>5</b>	<b>4</b>	<b>2</b>	<b>2</b>	<b>5</b>	<b>1,358</b>	<b>74.41%</b>	<b>1,825</b>
<b>ADD: 15 Total</b>	<b>83</b>	<b>78</b>	<b>71</b>	<b>123</b>	<b>88</b>	<b>36</b>	<b>71</b>	<b>25,223</b>	<b>83.26%</b>	<b>30,295</b>
<b>Statewide Total</b>	<b>190</b>	<b>185</b>	<b>149</b>	<b>236</b>	<b>144</b>	<b>82</b>	<b>160</b>	<b>55,852</b>	<b>81.39%</b>	<b>68,620</b>

2023 ANNUAL KENTUCKY LONG TERM CARE UTILIZATION AND SERVICE REPORT

Table 4 - Census Data- Nursing Home (Non-CCRC) Beds

ADD / Facility	Licensed Beds	Beds In Operation	Beginning Census	Admissions	Discharges	Deaths	Ending Census	Total Patient Days	Occupancy Percentage	Potential Patient Days
<b>ADD:3</b>										
DAVIESS										
Hermitage Care and Rehabilitation Center	16	16	13	147	145	3	12	5,105	87.41%	5,840
<b>DAVIESS County Total:</b>	<b>16</b>	<b>16</b>	<b>13</b>	<b>147</b>	<b>145</b>	<b>3</b>	<b>12</b>	<b>5,105</b>	<b>87.41%</b>	<b>5,840</b>
WEBSTER										
Shemwell Nursing Home	20	20	17	2	0	0	19	6,935	95.00%	7,300
<b>WEBSTER County Total:</b>	<b>20</b>	<b>20</b>	<b>17</b>	<b>2</b>	<b>0</b>	<b>0</b>	<b>19</b>	<b>6,935</b>	<b>95.00%</b>	<b>7,300</b>
<b>ADD: 3 Total</b>	<b>36</b>	<b>36</b>	<b>30</b>	<b>149</b>	<b>145</b>	<b>3</b>	<b>31</b>	<b>12,040</b>	<b>91.63%</b>	<b>13,140</b>
<b>ADD:15</b>										
BOURBON										
Bourbon Heights	32	32	21	51	42	11	19	6,361	54.46%	11,680
<b>BOURBON County Total:</b>	<b>32</b>	<b>32</b>	<b>21</b>	<b>51</b>	<b>42</b>	<b>11</b>	<b>19</b>	<b>6,361</b>	<b>54.46%</b>	<b>11,680</b>
WOODFORD										
Taylor Manor Nursing Home	40	25	22	13	7	7	21	7,218	99.15%	7,280
<b>WOODFORD County Total:</b>	<b>40</b>	<b>25</b>	<b>22</b>	<b>13</b>	<b>7</b>	<b>7</b>	<b>21</b>	<b>7,218</b>	<b>99.15%</b>	<b>7,280</b>
<b>ADD: 15 Total</b>	<b>72</b>	<b>57</b>	<b>43</b>	<b>64</b>	<b>49</b>	<b>18</b>	<b>40</b>	<b>13,579</b>	<b>71.62%</b>	<b>18,960</b>
<b>Statewide Total</b>	<b>108</b>	<b>93</b>	<b>73</b>	<b>213</b>	<b>194</b>	<b>21</b>	<b>71</b>	<b>25,619</b>	<b>79.81%</b>	<b>32,100</b>

## 2023 ANNUAL KENTUCKY LONG TERM CARE UTILIZATION AND SERVICE REPORT

### Table 5 - Census Data- Intermediate Care Beds

ADD / Facility	Licensed Beds	Beds In Operation	Beginning Census	Admissions	Discharges	Deaths	Ending Census	Total Patient Days	Occupancy Percentage	Potential Patient Days
<b>ADD:3</b>										
<b>WEBSTER</b>										
Shemwell Nursing Home	2	2	1	0	0	0	1	365	50.00%	730
<b>WEBSTER County Total:</b>	<b>2</b>	<b>2</b>	<b>1</b>	<b>0</b>	<b>0</b>	<b>0</b>	<b>1</b>	<b>365</b>	<b>50.00%</b>	<b>730</b>
<b>ADD: 3 Total</b>	<b>2</b>	<b>2</b>	<b>1</b>	<b>0</b>	<b>0</b>	<b>0</b>	<b>1</b>	<b>365</b>	<b>50.00%</b>	<b>730</b>
<b>ADD:4</b>										
<b>WARREN</b>										
Christian Health Center of Bowling Green	2	2	1	4	2	1	2	730	100.00%	730
<b>WARREN County Total:</b>	<b>2</b>	<b>2</b>	<b>1</b>	<b>4</b>	<b>2</b>	<b>1</b>	<b>2</b>	<b>730</b>	<b>100.00%</b>	<b>730</b>
<b>ADD: 4 Total</b>	<b>2</b>	<b>2</b>	<b>1</b>	<b>4</b>	<b>2</b>	<b>1</b>	<b>2</b>	<b>730</b>	<b>100.00%</b>	<b>730</b>
<b>ADD:6</b>										
<b>JEFFERSON</b>										
Eastern Star Home in KY	18	0	12	9	1	10	10	4,193	63.82%	6,570
Louisville Protestant Altenheim	24	24	14	15	6	13	10	4,589	52.39%	8,760
<b>JEFFERSON County Total:</b>	<b>42</b>	<b>24</b>	<b>26</b>	<b>24</b>	<b>7</b>	<b>23</b>	<b>20</b>	<b>8,782</b>	<b>57.29%</b>	<b>15,330</b>
<b>ADD: 6 Total</b>	<b>42</b>	<b>24</b>	<b>26</b>	<b>24</b>	<b>7</b>	<b>23</b>	<b>20</b>	<b>8,782</b>	<b>57.29%</b>	<b>15,330</b>
<b>ADD:15</b>										
<b>HARRISON</b>										
Cedar Ridge Health Campus	2	2	2	4	2	2	2	661	90.55%	730
<b>HARRISON County Total:</b>	<b>2</b>	<b>2</b>	<b>2</b>	<b>4</b>	<b>2</b>	<b>2</b>	<b>2</b>	<b>661</b>	<b>90.55%</b>	<b>730</b>
<b>JESSAMINE</b>										
Wesley Village	2	1	1	1	0	1	1	360	49.32%	730
<b>JESSAMINE County Total:</b>	<b>2</b>	<b>1</b>	<b>1</b>	<b>1</b>	<b>0</b>	<b>1</b>	<b>1</b>	<b>360</b>	<b>49.32%</b>	<b>730</b>
<b>MADISON</b>										
Telford Terrace	2	2	1	3	1	1	2	568	77.81%	730
<b>MADISON County Total:</b>	<b>2</b>	<b>2</b>	<b>1</b>	<b>3</b>	<b>1</b>	<b>1</b>	<b>2</b>	<b>568</b>	<b>77.81%</b>	<b>730</b>
<b>WOODFORD</b>										
Taylor Manor Nursing Home	18	10	5	7	3	1	8	2,582	78.82%	3,276
<b>WOODFORD County Total:</b>	<b>18</b>	<b>10</b>	<b>5</b>	<b>7</b>	<b>3</b>	<b>1</b>	<b>8</b>	<b>2,582</b>	<b>78.82%</b>	<b>3,276</b>
<b>ADD: 15 Total</b>	<b>24</b>	<b>15</b>	<b>9</b>	<b>15</b>	<b>6</b>	<b>5</b>	<b>13</b>	<b>4,171</b>	<b>76.31%</b>	<b>5,466</b>
<b>Statewide Total</b>	<b>70</b>	<b>43</b>	<b>37</b>	<b>43</b>	<b>15</b>	<b>29</b>	<b>36</b>	<b>14,048</b>	<b>63.12%</b>	<b>22,256</b>

## 2023 ANNUAL KENTUCKY LONG TERM CARE UTILIZATION AND SERVICE REPORT

### Table 6 - Census Data - Alzheimer Facility Beds

ADD / Facility	Licensed Beds	Beds In Operation	Beginning Census	Admissions	Discharges	Deaths	Ending Census	Total Patient Days	Occupancy Percentage	Potential Patient Days
<b>ADD:3</b>										
<b>DAVIESS</b>										
Wellington Parc of Owensboro	60	60	44	39	8	33	42	15,714	71.75%	21,900
<b>DAVIESS County Total:</b>	<b>60</b>	<b>60</b>	<b>44</b>	<b>39</b>	<b>8</b>	<b>33</b>	<b>42</b>	<b>15,714</b>	<b>71.75%</b>	<b>21,900</b>
<b>ADD: 3 Total</b>	<b>60</b>	<b>60</b>	<b>44</b>	<b>39</b>	<b>8</b>	<b>33</b>	<b>42</b>	<b>15,714</b>	<b>71.75%</b>	<b>21,900</b>
<b>ADD:4</b>										
<b>WARREN</b>										
Magnolia Village	60	60	56	73	54	18	57	20,558	100.00%	20,558
<b>WARREN County Total:</b>	<b>60</b>	<b>60</b>	<b>56</b>	<b>73</b>	<b>54</b>	<b>18</b>	<b>57</b>	<b>20,558</b>	<b>100.00%</b>	<b>20,558</b>
<b>ADD: 4 Total</b>	<b>60</b>	<b>60</b>	<b>56</b>	<b>73</b>	<b>54</b>	<b>18</b>	<b>57</b>	<b>20,558</b>	<b>100.00%</b>	<b>20,558</b>
<b>Statewide Total</b>	<b>120</b>	<b>120</b>	<b>100</b>	<b>112</b>	<b>62</b>	<b>51</b>	<b>99</b>	<b>36,272</b>	<b>85.43%</b>	<b>42,458</b>

## 2023 ANNUAL KENTUCKY LONG TERM CARE UTILIZATION AND SERVICE REPORT

### Table 7 - Census Data- ICF/IID Beds

ADD / Facility	Licensed Beds	Beds In Operation	Beginning Census	Admissions	Discharges	Deaths	Ending Census	Total Patient Days	Occupancy Percentage	Potential Patient Days
<b>ADD:2</b>										
<b>CHRISTIAN</b>										
Outwood ICF/IID	80	80	42	9	1	2	48	17,031	58.33%	29,200
<b>CHRISTIAN County Total:</b>	<b>80</b>	<b>80</b>	<b>42</b>	<b>9</b>	<b>1</b>	<b>2</b>	<b>48</b>	<b>17,031</b>	<b>58.33%</b>	<b>29,200</b>
<b>ADD: 2 Total</b>	<b>80</b>	<b>80</b>	<b>42</b>	<b>9</b>	<b>1</b>	<b>2</b>	<b>48</b>	<b>17,031</b>	<b>58.33%</b>	<b>29,200</b>
<b>ADD:3</b>										
<b>DAVISS</b>										
Wendell Fosters Campus for Developmental Disab.	63	63	63	5	0	5	63	22,948	99.80%	22,995
<b>DAVISS County Total:</b>	<b>63</b>	<b>63</b>	<b>63</b>	<b>5</b>	<b>0</b>	<b>5</b>	<b>63</b>	<b>22,948</b>	<b>99.80%</b>	<b>22,995</b>
<b>ADD: 3 Total</b>	<b>63</b>	<b>63</b>	<b>63</b>	<b>5</b>	<b>0</b>	<b>5</b>	<b>63</b>	<b>22,948</b>	<b>99.80%</b>	<b>22,995</b>
<b>ADD:6</b>										
<b>BULLITT</b>										
Meadows ICF/IID	8	8	8	2	0	2	8	2,786	95.41%	2,920
<b>BULLITT County Total:</b>	<b>8</b>	<b>8</b>	<b>8</b>	<b>2</b>	<b>0</b>	<b>2</b>	<b>8</b>	<b>2,786</b>	<b>95.41%</b>	<b>2,920</b>
<b>HENRY</b>										
Cedar Lake Lodge Park Place I	8	8	8	0	0	0	8	2,785	95.38%	2,920
Cedar Lake Lodge Park Place II	8	8	8	1	0	2	7	2,843	98.99%	2,872
<b>HENRY County Total:</b>	<b>16</b>	<b>16</b>	<b>16</b>	<b>1</b>	<b>0</b>	<b>2</b>	<b>15</b>	<b>5,628</b>	<b>97.17%</b>	<b>5,792</b>
<b>JEFFERSON</b>										
Bingham Gardens	24	24	22	7	7	0	22	8,365	95.49%	8,760
Del Maria ICF/IID	8	8	8	1	1	0	8	2,795	95.72%	2,920
Hazelwood Center	201	201	49	8	4	6	47	17,099	23.31%	73,365
<b>JEFFERSON County Total:</b>	<b>233</b>	<b>233</b>	<b>79</b>	<b>16</b>	<b>12</b>	<b>6</b>	<b>77</b>	<b>28,259</b>	<b>33.23%</b>	<b>85,045</b>
<b>OLDHAM</b>										
Cedar Lake Lodge	63	63	63	5	0	5	63	22,838	99.32%	22,995
Cedar Lake Lodge Sycamore Run I	4	4	4	1	1	0	4	1,428	99.17%	1,440
Cedar Lake Lodge Sycamore Run II	4	4	4	0	0	0	4	1,430	97.95%	1,460
Windsong ICF/IID	8	8	8	0	0	0	8	2,920	100.00%	2,920
<b>OLDHAM County Total:</b>	<b>79</b>	<b>79</b>	<b>79</b>	<b>6</b>	<b>1</b>	<b>5</b>	<b>79</b>	<b>28,616</b>	<b>99.31%</b>	<b>28,815</b>
<b>ADD: 6 Total</b>	<b>336</b>	<b>336</b>	<b>182</b>	<b>25</b>	<b>13</b>	<b>15</b>	<b>179</b>	<b>65,289</b>	<b>53.27%</b>	<b>122,572</b>



**Table 7 - Census Data- ICF/IID Beds**

<b>ADD / Facility</b>	<b>Licensed Beds</b>	<b>Beds In Operation</b>	<b>Beginning Census</b>	<b>Admissions</b>	<b>Discharges</b>	<b>Deaths</b>	<b>Ending Census</b>	<b>Total Patient Days</b>	<b>Occupancy Percentage</b>	<b>Potential Patient Days</b>
<b>ADD:14</b>										
<b>PULASKI</b>										
Oakwood ICF/IID Unit 1	57	57	45	1	1	5	40	15,565	74.81%	20,805
Oakwood ICF/IID Unit 2	32	32	24	18	16	0	26	9,320	79.79%	11,680
Oakwood ICF/IID Unit 3	32	32	22	19	21	0	20	8,254	70.67%	11,680
Oakwood ICF/IID Unit 4	32	32	23	8	3	1	27	9,083	77.77%	11,680
<b>PULASKI County Total:</b>	<b>153</b>	<b>153</b>	<b>114</b>	<b>46</b>	<b>41</b>	<b>6</b>	<b>113</b>	<b>42,222</b>	<b>75.61%</b>	<b>55,845</b>
<b>ADD: 14 Total</b>	<b>153</b>	<b>153</b>	<b>114</b>	<b>46</b>	<b>41</b>	<b>6</b>	<b>113</b>	<b>42,222</b>	<b>75.61%</b>	<b>55,845</b>
<b>Statewide Total</b>	<b>632</b>	<b>632</b>	<b>401</b>	<b>85</b>	<b>55</b>	<b>28</b>	<b>403</b>	<b>147,490</b>	<b>63.96%</b>	<b>230,612</b>

**2023 ANNUAL KENTUCKY LONG TERM CARE UTILIZATION AND SERVICE REPORT**

**Table 7A - ICF/IID Bed Transition Status by CMHC Region**

CMHC Region / County / Facility	Licensed Beds	Individuals Served (Beginning Census + Admits)	Individuals Ready to Transition		Individuals Transitioned to Less Restrictive Placement		Individuals on Waiting List for Admisson to ICF	Percent Transitioned
			Individuals	Resident Days	Individuals	Resident Days		
<b>Adanta</b>								
<b>PULASKI</b>								
Oakwood ICF/IID Unit 1	57	46	11	4015	0	0	0	0.00%
Oakwood ICF/IID Unit 2	32	42	8	2920	1	354	0	2.38%
Oakwood ICF/IID Unit 3	32	41	8	2920	1	306	0	2.44%
Oakwood ICF/IID Unit 4	32	31	6	2190	1	258	0	3.23%
<b>PULASKI County Total:</b>	<b>153</b>	<b>160</b>	<b>33</b>	<b>12,045</b>	<b>3</b>	<b>918</b>	<b>0</b>	<b>1.88%</b>
<b>Adanta CMHC Region Total:</b>	<b>153</b>	<b>160</b>	<b>33</b>	<b>12,045</b>	<b>3</b>	<b>918</b>	<b>0</b>	<b>1.88%</b>
<b>Bluegrass</b>								
<b>HARRISON</b>								
Cedar Ridge Health Campus	2	0	0	0	0	0	0	0.00%
<b>HARRISON County Total:</b>	<b>2</b>	<b>0</b>	<b>0</b>	<b>0</b>	<b>0</b>	<b>0</b>	<b>0</b>	<b>0.00%</b>
<b>Bluegrass CMHC Region Total:</b>	<b>2</b>	<b>0</b>	<b>0</b>	<b>0</b>	<b>0</b>	<b>0</b>	<b>0</b>	<b>0.00%</b>

\*CMHC – Community Mental Health Center.

\*Percent Transitioned – Individuals Transitioned divided by Individuals Served (Beginning Census + Admits).

**2023 ANNUAL KENTUCKY LONG TERM CARE UTILIZATION AND SERVICE REPORT**

**Table 7A - ICF/IID Bed Transition Status by CMHC Region**

CMHC Region / County / Facility	Licensed Beds	Individuals Served (Beginning Census + Admits)	Individuals Ready to Transition		Individuals Transitioned to Less Restrictive Placement		Individuals on Waiting List for Admisson to ICF	Percent Transitioned
			Individuals	Resident Days	Individuals	Resident Days		
<b>Pennyroyal</b>								
<b>CHRISTIAN</b>								
Outwood ICF/IID	80	51	1	365	0	0	0	0.00%
<b>CHRISTIAN County Total:</b>	<b>80</b>	<b>51</b>	<b>1</b>	<b>365</b>	<b>0</b>	<b>0</b>	<b>0</b>	<b>0.00%</b>
<b>Pennyroyal CMHC Region Total:</b>	<b>80</b>	<b>51</b>	<b>1</b>	<b>365</b>	<b>0</b>	<b>0</b>	<b>0</b>	<b>0.00%</b>
<b>River Valley</b>								
<b>DAVIESS</b>								
Wendell Fosters Campus for Developmental Disab.	63	68	0	0	0	0	62	0.00%
<b>DAVIESS County Total:</b>	<b>63</b>	<b>68</b>	<b>0</b>	<b>0</b>	<b>0</b>	<b>0</b>	<b>62</b>	<b>0.00%</b>
<b>WEBSTER</b>								
Shemwell Nursing Home	2	0	0	0	0	0	0	0.00%
<b>WEBSTER County Total:</b>	<b>2</b>	<b>0</b>	<b>0</b>	<b>0</b>	<b>0</b>	<b>0</b>	<b>0</b>	<b>0.00%</b>
<b>River Valley CMHC Region Total:</b>	<b>65</b>	<b>68</b>	<b>0</b>	<b>0</b>	<b>0</b>	<b>0</b>	<b>62</b>	<b>0.00%</b>
<b>Seven Counties</b>								
<b>BULLITT</b>								
Meadows ICF/IID	8	10	0	0	0	0	0	0.00%
<b>BULLITT County Total:</b>	<b>8</b>	<b>10</b>	<b>0</b>	<b>0</b>	<b>0</b>	<b>0</b>	<b>0</b>	<b>0.00%</b>

\*CMHC – Community Mental Health Center.

\*Percent Transitioned – Individuals Transitioned divided by Individuals Served (Beginning Census + Admits).

**2023 ANNUAL KENTUCKY LONG TERM CARE UTILIZATION AND SERVICE REPORT**

**Table 7A - ICF/IID Bed Transition Status by CMHC Region**

CMHC Region / County / Facility	Licensed Beds	Individuals Served (Beginning Census + Admits)	Individuals Ready to Transition		Individuals Transitioned to Less Restrictive Placement		Individuals on Waiting List for Admisson to ICF	Percent Transitioned
			Individuals	Resident Days	Individuals	Resident Days		
<b>HENRY</b>								
Cedar Lake Lodge Park Place I	8	8	0	0	0	0	0	0.00%
Cedar Lake Lodge Park Place II	8	9	0	0	0	0	0	0.00%
<b>HENRY County Total:</b>	<b>16</b>	<b>17</b>	<b>0</b>	<b>0</b>	<b>0</b>	<b>0</b>	<b>0</b>	<b>0.00%</b>
<b>JEFFERSON</b>								
Bingham Gardens	24	29	3	1095	3	1095	0	10.34%
Del Maria ICF/IID	8	9	0	0	0	0	0	0.00%
Hazelwood Center	201	57	25	9125	4	807	0	7.02%
The Forum at Brookside	2	0	0	0	0	0	0	0.00%
<b>JEFFERSON County Total:</b>	<b>235</b>	<b>95</b>	<b>28</b>	<b>10,220</b>	<b>7</b>	<b>1,902</b>	<b>0</b>	<b>7.37%</b>
<b>OLDHAM</b>								
Cedar Lake Lodge	63	68	0	0	0	0	34	0.00%
Cedar Lake Lodge Sycamore Run I	4	5	0	0	0	0	0	0.00%
Cedar Lake Lodge Sycamore Run II	4	4	0	0	0	0	0	0.00%
Windsong ICF/IID	8	8	0	0	0	0	0	0.00%
<b>OLDHAM County Total:</b>	<b>79</b>	<b>85</b>	<b>0</b>	<b>0</b>	<b>0</b>	<b>0</b>	<b>34</b>	<b>0.00%</b>
<b>Seven Counties CMHC Region Total:</b>	<b>338</b>	<b>207</b>	<b>28</b>	<b>10,220</b>	<b>7</b>	<b>1,902</b>	<b>34</b>	<b>3.38%</b>
<b>State Total</b>	<b>638</b>	<b>486</b>	<b>62</b>	<b>22,630</b>	<b>10</b>	<b>2,820</b>	<b>96</b>	<b>2.06%</b>

\*CMHC – Community Mental Health Center.

\*Percent Transitioned – Individuals Transitioned divided by Individuals Served (Beginning Census + Admits).

## 2023 ANNUAL KENTUCKY LONG TERM CARE UTILIZATION AND SERVICE REPORT

Table 7B - ICF/IID Bed, Reasons Individuals Not Transitioned by CMHC Region

CMHC Region / County / Facility	Family / Guardian Objection	Waiver Slots Unavailable	Required Services Unavailable	Willing Provider Unavailable	Other Reason Not Transitioned	Totals
<b>Adanta</b>						
<b>ADAIR</b>						
Signature Healthcare at Summit Manor Rehab	0	0	0	0	0	0
<b>ADAIR County Total:</b>	<b>0</b>	<b>0</b>	<b>0</b>	<b>0</b>	<b>0</b>	<b>0</b>
<b>CASEY</b>						
Liberty Care and Rehabilitation Center	0	0	0	0	0	0
<b>CASEY County Total:</b>	<b>0</b>	<b>0</b>	<b>0</b>	<b>0</b>	<b>0</b>	<b>0</b>
<b>CLINTON</b>						
Clinton County Care and Rehabilitation Center	0	0	0	0	0	0
<b>CLINTON County Total:</b>	<b>0</b>	<b>0</b>	<b>0</b>	<b>0</b>	<b>0</b>	<b>0</b>
<b>CUMBERLAND</b>						
Cumberland Valley Nursing and Rehabilitation Center	0	0	0	0	0	0
<b>CUMBERLAND County Total:</b>	<b>0</b>	<b>0</b>	<b>0</b>	<b>0</b>	<b>0</b>	<b>0</b>
<b>GREEN</b>						
McDowell Skilled Nursing Facility	0	0	0	0	0	0
<b>GREEN County Total:</b>	<b>0</b>	<b>0</b>	<b>0</b>	<b>0</b>	<b>0</b>	<b>0</b>
<b>MCCREARY</b>						
Cumberland Manor Rest Home I LLC	0	0	0	0	0	0

\*CMHC – Community Mental Health Center

## 2023 ANNUAL KENTUCKY LONG TERM CARE UTILIZATION AND SERVICE REPORT

Table 7B - ICF/IID Bed, Reasons Individuals Not Transitioned by CMHC Region

CMHC Region / County / Facility	Family / Guardian Objection	Waiver Slots Unavailable	Required Services Unavailable	Willing Provider Unavailable	Other Reason Not Transitioned	Totals
Signature Healthcare of McCreary County Rehab	0	0	0	0	0	0
<b>MCCREARY County Total:</b>	<b>0</b>	<b>0</b>	<b>0</b>	<b>0</b>	<b>0</b>	<b>0</b>
<b>PULASKI</b>						
Bluegrass Senior Living Somerset	0	0	0	0	0	0
Crestview Personal Care	0	0	0	0	0	0
Cumberland Nursing and Rehabilitation Center	0	0	0	0	0	0
Lake Cumberland Regional Hospital SCU	0	0	0	0	0	0
Oakwood ICF/IID Unit 1	0	0	0	11	0	11
Oakwood ICF/IID Unit 2	0	0	0	8	0	8
Oakwood ICF/IID Unit 3	0	0	0	8	0	8
Oakwood ICF/IID Unit 4	0	0	0	6	0	6
Somerset Nursing and Rehabilitation Facility	0	0	0	0	0	0
Somerwoods Nursing and Rehabilitation	0	0	0	0	0	0
The Neighborhood Nursing Facility	0	0	0	0	0	0
<b>PULASKI County Total:</b>	<b>0</b>	<b>0</b>	<b>0</b>	<b>33</b>	<b>0</b>	<b>33</b>
<b>RUSSELL</b>						
Fair Oaks Health Systems	0	0	0	0	0	0
<b>RUSSELL County Total:</b>	<b>0</b>	<b>0</b>	<b>0</b>	<b>0</b>	<b>0</b>	<b>0</b>

\*CMHC – Community Mental Health Center

## 2023 ANNUAL KENTUCKY LONG TERM CARE UTILIZATION AND SERVICE REPORT

Table 7B - ICF/IID Bed, Reasons Individuals Not Transitioned by CMHC Region

CMHC Region / County / Facility	Family / Guardian Objection	Waiver Slots Unavailable	Required Services Unavailable	Willing Provider Unavailable	Other Reason Not Transitioned	Totals
<b>TAYLOR</b>						
Bluegrass Way	0	0	0	0	0	0
Campbellsville Nursing and Rehabilitation	0	0	0	0	0	0
The Grandview Nursing and Rehabilitation Facility	0	0	0	0	0	0
<b>TAYLOR County Total:</b>	<b>0</b>	<b>0</b>	<b>0</b>	<b>0</b>	<b>0</b>	<b>0</b>
<b>Adanta CMHC Total:</b>	<b>0</b>	<b>0</b>	<b>0</b>	<b>33</b>	<b>0</b>	<b>33</b>
<b>Bluegrass</b>						
<b>ANDERSON</b>						
Signature Healthcare at Heritage Hall Rehab	0	0	0	0	0	0
<b>ANDERSON County Total:</b>	<b>0</b>	<b>0</b>	<b>0</b>	<b>0</b>	<b>0</b>	<b>0</b>
<b>BOURBON</b>						
Bourbon Heights	0	0	0	0	0	0
<b>BOURBON County Total:</b>	<b>0</b>	<b>0</b>	<b>0</b>	<b>0</b>	<b>0</b>	<b>0</b>
<b>BOYLE</b>						
Danville Center for Health	0	0	0	0	0	0
Landmark of Danville Rehabilitation and Nursing Center, LLC	0	0	0	0	0	0
McDowell Place of Danville	0	0	0	0	0	0
Morning Pointe of Danville	0	0	0	0	0	0
Walkers Trail Senior Living	0	0	0	0	0	0
<b>BOYLE County Total:</b>	<b>0</b>	<b>0</b>	<b>0</b>	<b>0</b>	<b>0</b>	<b>0</b>

\*CMHC – Community Mental Health Center

## 2023 ANNUAL KENTUCKY LONG TERM CARE UTILIZATION AND SERVICE REPORT

Table 7B - ICF/IID Bed, Reasons Individuals Not Transitioned by CMHC Region

CMHC Region / County / Facility	Family / Guardian Objection	Waiver Slots Unavailable	Required Services Unavailable	Willing Provider Unavailable	Other Reason Not Transitioned	Totals
<b>CLARK</b>						
Boonesboro Trail Senior Living	0	0	0	0	0	0
Clark Regional Medical Center Transitional Care Unit	0	0	0	0	0	0
Fountain Circle Care and Rehab Ctr	0	0	0	0	0	0
<b>CLARK County Total:</b>	<b>0</b>	<b>0</b>	<b>0</b>	<b>0</b>	<b>0</b>	<b>0</b>
<b>ESTILL</b>						
Irvine Nursing and Rehabilitation	0	0	0	0	0	0
<b>ESTILL County Total:</b>	<b>0</b>	<b>0</b>	<b>0</b>	<b>0</b>	<b>0</b>	<b>0</b>
<b>FAYETTE</b>						
Bluegrass Care and Rehabilitation Center	0	0	0	0	0	0
Cambridge Nursing & Rehabilitation Center	0	0	0	0	0	0
Cardinal Hill Rehab Unit	0	0	0	0	0	0
Cedarhurst of Beaumont	0	0	0	0	0	0
Central Ky Recovery Center Unit 1	0	0	0	0	0	0
Central KY Recovery Center Unit 2	0	0	0	0	0	0
Homestead Post Acute	0	0	0	0	0	0
Legacy Reserve at Fritz Farm	0	0	0	0	0	0
Lexington Country Place	0	0	0	0	0	0
Lexington Premier Nursing and Rehab, LLC	0	0	0	0	0	0
Mayfair Manor	0	0	0	0	0	0

\*CMHC – Community Mental Health Center



## 2023 ANNUAL KENTUCKY LONG TERM CARE UTILIZATION AND SERVICE REPORT

Table 7B - ICF/IID Bed, Reasons Individuals Not Transitioned by CMHC Region

CMHC Region / County / Facility	Family / Guardian Objection	Waiver Slots Unavailable	Required Services Unavailable	Willing Provider Unavailable	Other Reason Not Transitioned	Totals
Morning Pointe of Lexington	0	0	0	0	0	0
Morning Pointe of Lexington East	0	0	0	0	0	0
Northpoint Lexington Healthcare Center	0	0	0	0	0	0
Preston Greens Senior Living	0	0	0	0	0	0
Richmond Place Senior Living	0	0	0	0	0	0
Sayre Christian Village Nursing Home	0	0	0	0	0	0
Signature Healthcare at Tanbark Rehab	0	0	0	0	0	0
The Breckinridge	0	0	0	0	0	0
The Lantern at Morning Pointe	0	0	0	0	0	0
The Legacy at the Willows	0	0	0	0	0	0
The Willows at Citation	0	0	0	0	0	0
The Willows at Fritz Farm	0	0	0	0	0	0
The Willows at Hamburg	0	0	0	0	0	0
<b>FAYETTE County Total:</b>	<b>0</b>	<b>0</b>	<b>0</b>	<b>0</b>	<b>0</b>	<b>0</b>
<b>FRANKLIN</b>						
Bradford Square Center	0	0	0	0	0	0
Dominion Senior Living of Frankfort	0	0	0	0	0	0
Frankfort Rehab and Care	0	0	0	0	0	0
Morning Pointe of Frankfort	0	0	0	0	0	0

\*CMHC – Community Mental Health Center

## 2023 ANNUAL KENTUCKY LONG TERM CARE UTILIZATION AND SERVICE REPORT

Table 7B - ICF/IID Bed, Reasons Individuals Not Transitioned by CMHC Region

CMHC Region / County / Facility	Family / Guardian Objection	Waiver Slots Unavailable	Required Services Unavailable	Willing Provider Unavailable	Other Reason Not Transitioned	Totals
The Lantern at Morning Pointe of Frankfort	0	0	0	0	0	0
<b>FRANKLIN County Total:</b>	<b>0</b>	<b>0</b>	<b>0</b>	<b>0</b>	<b>0</b>	<b>0</b>
<b>GARRARD</b>						
Landmark of Lancaster Rehabilitation and Nursing	0	0	0	0	0	0
<b>GARRARD County Total:</b>	<b>0</b>	<b>0</b>	<b>0</b>	<b>0</b>	<b>0</b>	<b>0</b>
<b>HARRISON</b>						
Cedar Ridge Health Campus	0	0	0	0	0	0
Edgemont Healthcare	0	0	0	0	0	0
Grand Haven Nursing Home	0	0	0	0	0	0
Parkside Manor	0	0	0	0	0	0
Shady Lawn	0	0	0	0	0	0
<b>HARRISON County Total:</b>	<b>0</b>	<b>0</b>	<b>0</b>	<b>0</b>	<b>0</b>	<b>0</b>
<b>JESSAMINE</b>						
Bridgepointe at Ashgrove Woods	0	0	0	0	0	0
Cedarhurst of Nicholasville	0	0	0	0	0	0
Nicholasville Nursing and Rehabilitation	0	0	0	0	0	0
Rose Terrace, LLC	0	0	0	0	0	0
Thomson Hood Veterans Center	0	0	0	0	0	0

\*CMHC – Community Mental Health Center

## 2023 ANNUAL KENTUCKY LONG TERM CARE UTILIZATION AND SERVICE REPORT

Table 7B - ICF/IID Bed, Reasons Individuals Not Transitioned by CMHC Region

CMHC Region / County / Facility	Family / Guardian Objection	Waiver Slots Unavailable	Required Services Unavailable	Willing Provider Unavailable	Other Reason Not Transitioned	Totals
Wesley Village	0	0	0	0	0	0
<b>JESSAMINE County Total:</b>	<b>0</b>	<b>0</b>	<b>0</b>	<b>0</b>	<b>0</b>	<b>0</b>
LINCOLN						
Stanford Care and Rehab	0	0	0	0	0	0
Waynesburg Manor	0	0	0	0	0	0
<b>LINCOLN County Total:</b>	<b>0</b>	<b>0</b>	<b>0</b>	<b>0</b>	<b>0</b>	<b>0</b>
MADISON						
Berea Health and Rehabilitation	0	0	0	0	0	0
Dominion Senior Living of Richmond	0	0	0	0	0	0
Kenwood Health and Rehabilitation Center	0	0	0	0	0	0
Madison Health and Rehabilitation Center	0	0	0	0	0	0
Morning Pointe of Richmond	0	0	0	0	0	0
Telford Terrace	0	0	0	0	0	0
The Terrace Nursing and Rehabilitation	0	0	0	0	0	0
<b>MADISON County Total:</b>	<b>0</b>	<b>0</b>	<b>0</b>	<b>0</b>	<b>0</b>	<b>0</b>
MERCER						
Harrodsburg Health and Rehab Ctr	0	0	0	0	0	0
The Willows at Harrodsburg	0	0	0	0	0	0
<b>MERCER County Total:</b>	<b>0</b>	<b>0</b>	<b>0</b>	<b>0</b>	<b>0</b>	<b>0</b>

\*CMHC – Community Mental Health Center

## 2023 ANNUAL KENTUCKY LONG TERM CARE UTILIZATION AND SERVICE REPORT

Table 7B - ICF/IID Bed, Reasons Individuals Not Transitioned by CMHC Region

CMHC Region / County / Facility	Family / Guardian Objection	Waiver Slots Unavailable	Required Services Unavailable	Willing Provider Unavailable	Other Reason Not Transitioned	Totals
<b>POWELL</b>						
Stanton Nursing and Rehabilitation Center	0	0	0	0	0	0
<b>POWELL County Total:</b>	<b>0</b>	<b>0</b>	<b>0</b>	<b>0</b>	<b>0</b>	<b>0</b>
<b>SCOTT</b>						
Dover Nursing and Rehabilitation	0	0	0	0	0	0
Signature Healthcare of Georgetown	0	0	0	0	0	0
The Meadows At Windsor Gardens	0	0	0	0	0	0
<b>SCOTT County Total:</b>	<b>0</b>	<b>0</b>	<b>0</b>	<b>0</b>	<b>0</b>	<b>0</b>
<b>WOODFORD</b>						
Daisy Hill Senior Living	0	0	0	0	0	0
Taylor Manor Nursing Home	0	0	0	0	0	0
The Homeplace At Midway	0	0	0	0	0	0
<b>WOODFORD County Total:</b>	<b>0</b>	<b>0</b>	<b>0</b>	<b>0</b>	<b>0</b>	<b>0</b>
<b>Bluegrass CMHC Total:</b>	<b>0</b>	<b>0</b>	<b>0</b>	<b>0</b>	<b>0</b>	<b>0</b>
<b>Communicare</b>						
<b>BRECKINRIDGE</b>						
Breckinridge Memorial Nursing Facility	0	0	0	0	0	0
Hardinsburg Nursing and Rehabilitation	0	0	0	0	0	0
<b>BRECKINRIDGE County Total:</b>	<b>0</b>	<b>0</b>	<b>0</b>	<b>0</b>	<b>0</b>	<b>0</b>

\*CMHC – Community Mental Health Center

## 2023 ANNUAL KENTUCKY LONG TERM CARE UTILIZATION AND SERVICE REPORT

Table 7B - ICF/IID Bed, Reasons Individuals Not Transitioned by CMHC Region

CMHC Region / County / Facility	Family / Guardian Objection	Waiver Slots Unavailable	Required Services Unavailable	Willing Provider Unavailable	Other Reason Not Transitioned	Totals
<b>GRAYSON</b>						
Grayson Nursing and Rehab Center	0	0	0	0	0	0
Spring View Health and Rehab Center	0	0	0	0	0	0
<b>GRAYSON County Total:</b>	<b>0</b>	<b>0</b>	<b>0</b>	<b>0</b>	<b>0</b>	<b>0</b>
<b>HARDIN</b>						
Elizabethtown Nursing and Rehab	0	0	0	0	0	0
Helmwood Healthcare Center and Elizabeth Sanford Swope Personal Care	0	0	0	0	0	0
Peridot Senior Living	0	0	0	0	0	0
Radcliff Veterans Center	0	0	0	0	0	0
Signature Healthcare at North Hardin Rehab	0	0	0	0	0	0
<b>HARDIN County Total:</b>	<b>0</b>	<b>0</b>	<b>0</b>	<b>0</b>	<b>0</b>	<b>0</b>
<b>LARUE</b>						
Sunrise Manor Nursing Home	0	0	0	0	0	0
<b>LARUE County Total:</b>	<b>0</b>	<b>0</b>	<b>0</b>	<b>0</b>	<b>0</b>	<b>0</b>
<b>MARION</b>						
Loretto Living Center at Loretto Motherhouse Infirmary, Inc.	0	0	0	0	0	0
The Village of Lebanon II	0	0	0	0	0	0
The Village of Lebanon II, LLC (NF)	0	0	0	0	0	0
<b>MARION County Total:</b>	<b>0</b>	<b>0</b>	<b>0</b>	<b>0</b>	<b>0</b>	<b>0</b>

\*CMHC – Community Mental Health Center

## 2023 ANNUAL KENTUCKY LONG TERM CARE UTILIZATION AND SERVICE REPORT

### Table 7B - ICF/IID Bed, Reasons Individuals Not Transitioned by CMHC Region

CMHC Region / County / Facility	Family / Guardian Objection	Waiver Slots Unavailable	Required Services Unavailable	Willing Provider Unavailable	Other Reason Not Transitioned	Totals
<b>MEADE</b>						
Brandenburg Nursing and Rehabilitation	0	0	0	0	0	0
<b>MEADE County Total:</b>	<b>0</b>	<b>0</b>	<b>0</b>	<b>0</b>	<b>0</b>	<b>0</b>
<b>NELSON</b>						
Cooper Trail Senior Living	0	0	0	0	0	0
Landmark of Bardstown Rehab and Nursing	0	0	0	0	0	0
Windsor Gardens CCRC	0	0	0	0	0	0
<b>NELSON County Total:</b>	<b>0</b>	<b>0</b>	<b>0</b>	<b>0</b>	<b>0</b>	<b>0</b>
<b>WASHINGTON</b>						
Sansbury Care Center	0	0	0	0	0	0
Springfield Nursing and Rehabilitation Center	0	0	0	0	0	0
<b>WASHINGTON County Total:</b>	<b>0</b>	<b>0</b>	<b>0</b>	<b>0</b>	<b>0</b>	<b>0</b>
<b>Communicare CMHC Total:</b>	<b>0</b>	<b>0</b>	<b>0</b>	<b>0</b>	<b>0</b>	<b>0</b>
<b>Comprehend</b>						
<b>BRACKEN</b>						
Perkins Country Manor	0	0	0	0	0	0
<b>BRACKEN County Total:</b>	<b>0</b>	<b>0</b>	<b>0</b>	<b>0</b>	<b>0</b>	<b>0</b>

\*CMHC – Community Mental Health Center

## 2023 ANNUAL KENTUCKY LONG TERM CARE UTILIZATION AND SERVICE REPORT

Table 7B - ICF/IID Bed, Reasons Individuals Not Transitioned by CMHC Region

CMHC Region / County / Facility	Family / Guardian Objection	Waiver Slots Unavailable	Required Services Unavailable	Willing Provider Unavailable	Other Reason Not Transitioned	Totals
<b>LEWIS</b>						
Vanceburg Rehabilitation and Care	0	0	0	0	0	0
<b>LEWIS County Total:</b>	<b>0</b>	<b>0</b>	<b>0</b>	<b>0</b>	<b>0</b>	<b>0</b>
<b>MASON</b>						
Maysville Nursing and Rehabilitation Facility	0	0	0	0	0	0
<b>MASON County Total:</b>	<b>0</b>	<b>0</b>	<b>0</b>	<b>0</b>	<b>0</b>	<b>0</b>
<b>ROBERTSON</b>						
Robertson County Health Care Facility	0	0	0	0	0	0
<b>ROBERTSON County Total:</b>	<b>0</b>	<b>0</b>	<b>0</b>	<b>0</b>	<b>0</b>	<b>0</b>
<b>Comprehend CMHC Total:</b>	<b>0</b>	<b>0</b>	<b>0</b>	<b>0</b>	<b>0</b>	<b>0</b>
<b>Cumberland River</b>						
<b>BELL</b>						
Generations Center of Middlesboro	0	0	0	0	0	0
Middlesboro Nursing and Rehab	0	0	0	0	0	0
Mountain View Nursing and Rehab Ctr	0	0	0	0	0	0
<b>BELL County Total:</b>	<b>0</b>	<b>0</b>	<b>0</b>	<b>0</b>	<b>0</b>	<b>0</b>
<b>CLAY</b>						
Landmark of Laurel Creek Rehab and Nursing	0	0	0	0	0	0
<b>CLAY County Total:</b>	<b>0</b>	<b>0</b>	<b>0</b>	<b>0</b>	<b>0</b>	<b>0</b>

\*CMHC – Community Mental Health Center

## 2023 ANNUAL KENTUCKY LONG TERM CARE UTILIZATION AND SERVICE REPORT

Table 7B - ICF/IID Bed, Reasons Individuals Not Transitioned by CMHC Region

CMHC Region / County / Facility	Family / Guardian Objection	Waiver Slots Unavailable	Required Services Unavailable	Willing Provider Unavailable	Other Reason Not Transitioned	Totals
<b>HARLAN</b>						
Harlan Health and Rehabilitation Center	0	0	0	0	0	0
The Laurels	0	0	0	0	0	0
Tri-Cities Nursing and Rehabilitation Center	0	0	0	0	0	0
<b>HARLAN County Total:</b>	<b>0</b>	<b>0</b>	<b>0</b>	<b>0</b>	<b>0</b>	<b>0</b>
<b>JACKSON</b>						
Signature HealthCare at Jackson Manor	0	0	0	0	0	0
<b>JACKSON County Total:</b>	<b>0</b>	<b>0</b>	<b>0</b>	<b>0</b>	<b>0</b>	<b>0</b>
<b>KNOX</b>						
Barbourville Health and Rehabilitation Center	0	0	0	0	0	0
Christian Health Center - Corbin	0	0	0	0	0	0
<b>KNOX County Total:</b>	<b>0</b>	<b>0</b>	<b>0</b>	<b>0</b>	<b>0</b>	<b>0</b>
<b>LAUREL</b>						
Hillcrest Health and Rehabilitation Center	0	0	0	0	0	0
Laurel Heights Home for the Elderly	0	0	0	0	0	0
<b>LAUREL County Total:</b>	<b>0</b>	<b>0</b>	<b>0</b>	<b>0</b>	<b>0</b>	<b>0</b>
<b>ROCKCASTLE</b>						
Rockcastle Health and Rehabilitation Center	0	0	0	0	0	0
<b>ROCKCASTLE County Total:</b>	<b>0</b>	<b>0</b>	<b>0</b>	<b>0</b>	<b>0</b>	<b>0</b>

\*CMHC – Community Mental Health Center



## 2023 ANNUAL KENTUCKY LONG TERM CARE UTILIZATION AND SERVICE REPORT

### Table 7B - ICF/IID Bed, Reasons Individuals Not Transitioned by CMHC Region

CMHC Region / County / Facility	Family / Guardian Objection	Waiver Slots Unavailable	Required Services Unavailable	Willing Provider Unavailable	Other Reason Not Transitioned	Totals
<b>WHITLEY</b>						
The Heritage	0	0	0	0	0	0
Williamsburg Health and Rehabilitation Center	0	0	0	0	0	0
<b>WHITLEY County Total:</b>	<b>0</b>	<b>0</b>	<b>0</b>	<b>0</b>	<b>0</b>	<b>0</b>
<b>Cumberland River CMHC Total:</b>	<b>0</b>	<b>0</b>	<b>0</b>	<b>0</b>	<b>0</b>	<b>0</b>
<b>Four Rivers</b>						
<b>BALLARD</b>						
Life Care Center of LaCenter	0	0	0	0	0	0
<b>BALLARD County Total:</b>	<b>0</b>	<b>0</b>	<b>0</b>	<b>0</b>	<b>0</b>	<b>0</b>
<b>CALLOWAY</b>						
Gardens At Hickory Woods	0	0	0	0	0	0
Spring Creek Post Acute and Rehab	0	0	0	0	0	0
<b>CALLOWAY County Total:</b>	<b>0</b>	<b>0</b>	<b>0</b>	<b>0</b>	<b>0</b>	<b>0</b>
<b>CARLISLE</b>						
Countryside Center	0	0	0	0	0	0
<b>CARLISLE County Total:</b>	<b>0</b>	<b>0</b>	<b>0</b>	<b>0</b>	<b>0</b>	<b>0</b>
<b>FULTON</b>						
Fulton Nursing and Rehab	0	0	0	0	0	0
<b>FULTON County Total:</b>	<b>0</b>	<b>0</b>	<b>0</b>	<b>0</b>	<b>0</b>	<b>0</b>

\*CMHC – Community Mental Health Center

## 2023 ANNUAL KENTUCKY LONG TERM CARE UTILIZATION AND SERVICE REPORT

Table 7B - ICF/IID Bed, Reasons Individuals Not Transitioned by CMHC Region

CMHC Region / County / Facility	Family / Guardian Objection	Waiver Slots Unavailable	Required Services Unavailable	Willing Provider Unavailable	Other Reason Not Transitioned	Totals
<b>GRAVES</b>						
Fern Terrace of Mayfield	0	0	0	0	0	0
Mills Nursing and Rehabilitation	0	0	0	0	0	0
<b>GRAVES County Total:</b>	<b>0</b>	<b>0</b>	<b>0</b>	<b>0</b>	<b>0</b>	<b>0</b>
<b>HICKMAN</b>						
Clinton Hickman County Nursing Facility	0	0	0	0	0	0
Clinton Place	0	0	0	0	0	0
<b>HICKMAN County Total:</b>	<b>0</b>	<b>0</b>	<b>0</b>	<b>0</b>	<b>0</b>	<b>0</b>
<b>LIVINGSTON</b>						
Salem Springlake Health and Rehabilitation Center	0	0	0	0	0	0
<b>LIVINGSTON County Total:</b>	<b>0</b>	<b>0</b>	<b>0</b>	<b>0</b>	<b>0</b>	<b>0</b>
<b>MARSHALL</b>						
Calvert City Convalescent Center	0	0	0	0	0	0
Lake Way Nursing and Rehabilitation Center	0	0	0	0	0	0
Oakview Nursing and Rehabilitation Center	0	0	0	0	0	0
<b>MARSHALL County Total:</b>	<b>0</b>	<b>0</b>	<b>0</b>	<b>0</b>	<b>0</b>	<b>0</b>
<b>MCCRACKEN</b>						
Baptist Health Paducah (TCU)	0	0	0	0	0	0
Charter Senior Living of Paducah	0	0	0	0	0	0
Gaither Suites at West Park	0	0	0	0	0	0

\*CMHC – Community Mental Health Center

## 2023 ANNUAL KENTUCKY LONG TERM CARE UTILIZATION AND SERVICE REPORT

Table 7B - ICF/IID Bed, Reasons Individuals Not Transitioned by CMHC Region

CMHC Region / County / Facility	Family / Guardian Objection	Waiver Slots Unavailable	Required Services Unavailable	Willing Provider Unavailable	Other Reason Not Transitioned	Totals
Parkview Nursing and Rehabilitation Center (Paducah)	0	0	0	0	0	0
Providence Pointe Healthcare	0	0	0	0	0	0
River Haven Nursing and Rehab	0	0	0	0	0	0
Stonecreek Health and Rehab	0	0	0	0	0	0
<b>MCCRACKEN County Total:</b>	<b>0</b>	<b>0</b>	<b>0</b>	<b>0</b>	<b>0</b>	<b>0</b>
<b>Four Rivers CMHC Total:</b>	<b>0</b>	<b>0</b>	<b>0</b>	<b>0</b>	<b>0</b>	<b>0</b>
<b>Kentucky River</b>						
<b>BREATHITT</b>						
Landmark of Breathitt County Rehabilitation and Nursing Center, LLC	0	0	0	0	0	0
<b>BREATHITT County Total:</b>	<b>0</b>	<b>0</b>	<b>0</b>	<b>0</b>	<b>0</b>	<b>0</b>
<b>KNOTT</b>						
Golden Years Rest Home	0	0	0	0	0	0
Knott County Health and Rehabilitation Center	0	0	0	0	0	0
<b>KNOTT County Total:</b>	<b>0</b>	<b>0</b>	<b>0</b>	<b>0</b>	<b>0</b>	<b>0</b>
<b>LEE</b>						
Lee County Care and Rehabilitation Center	0	0	0	0	0	0
<b>LEE County Total:</b>	<b>0</b>	<b>0</b>	<b>0</b>	<b>0</b>	<b>0</b>	<b>0</b>

\*CMHC – Community Mental Health Center

## 2023 ANNUAL KENTUCKY LONG TERM CARE UTILIZATION AND SERVICE REPORT

### Table 7B - ICF/IID Bed, Reasons Individuals Not Transitioned by CMHC Region

CMHC Region / County / Facility	Family / Guardian Objection	Waiver Slots Unavailable	Required Services Unavailable	Willing Provider Unavailable	Other Reason Not Transitioned	Totals
<b>LESLIE</b>						
Hyden Health and Rehabilitation Center	0	0	0	0	0	0
<b>LESLIE County Total:</b>	<b>0</b>	<b>0</b>	<b>0</b>	<b>0</b>	<b>0</b>	<b>0</b>
<b>LETCHER</b>						
Letcher Manor	0	0	0	0	0	0
<b>LETCHER County Total:</b>	<b>0</b>	<b>0</b>	<b>0</b>	<b>0</b>	<b>0</b>	<b>0</b>
<b>OWSLEY</b>						
Owsley County Health Care Center	0	0	0	0	0	0
<b>OWSLEY County Total:</b>	<b>0</b>	<b>0</b>	<b>0</b>	<b>0</b>	<b>0</b>	<b>0</b>
<b>PERRY</b>						
Hazard Health and Rehabilitation Center	0	0	0	0	0	0
Paul E Patton Eastern Ky Veterans Center	0	0	0	0	0	0
<b>PERRY County Total:</b>	<b>0</b>	<b>0</b>	<b>0</b>	<b>0</b>	<b>0</b>	<b>0</b>
<b>Kentucky River CMHC Total:</b>	<b>0</b>	<b>0</b>	<b>0</b>	<b>0</b>	<b>0</b>	<b>0</b>
<b>LifeSkills</b>						
<b>ALLEN</b>						
Cal Turner Rehab and Specialty Care	0	0	0	0	0	0
Cornerstone Manor	0	0	0	0	0	0

\*CMHC – Community Mental Health Center

## 2023 ANNUAL KENTUCKY LONG TERM CARE UTILIZATION AND SERVICE REPORT

Table 7B - ICF/IID Bed, Reasons Individuals Not Transitioned by CMHC Region

CMHC Region / County / Facility	Family / Guardian Objection	Waiver Slots Unavailable	Required Services Unavailable	Willing Provider Unavailable	Other Reason Not Transitioned	Totals
Scottsville Manor	0	0	0	0	0	0
<b>ALLEN County Total:</b>	<b>0</b>	<b>0</b>	<b>0</b>	<b>0</b>	<b>0</b>	<b>0</b>
<b>BARREN</b>						
Barren County Nursing and Rehab	0	0	0	0	0	0
Glasgow State Nursing Facility	0	0	0	0	0	0
Glenview Health Care Facility	0	0	0	0	0	0
NHC HealthCare, Glasgow	0	0	0	0	0	0
Signature Healthcare of Glasgow Rehab & Wellness Center	0	0	0	0	0	0
T.J. Samson Community Hospital Skilled Nursing Unit	0	0	0	0	0	0
<b>BARREN County Total:</b>	<b>0</b>	<b>0</b>	<b>0</b>	<b>0</b>	<b>0</b>	<b>0</b>
<b>BUTLER</b>						
Morgantown Care and Rehabilitation Center	0	0	0	0	0	0
<b>BUTLER County Total:</b>	<b>0</b>	<b>0</b>	<b>0</b>	<b>0</b>	<b>0</b>	<b>0</b>
<b>EDMONSON</b>						
Edmonson Center	0	0	0	0	0	0
<b>EDMONSON County Total:</b>	<b>0</b>	<b>0</b>	<b>0</b>	<b>0</b>	<b>0</b>	<b>0</b>
<b>HART</b>						
Hart County Manor	0	0	0	0	0	0

\*CMHC – Community Mental Health Center

## 2023 ANNUAL KENTUCKY LONG TERM CARE UTILIZATION AND SERVICE REPORT

### Table 7B - ICF/IID Bed, Reasons Individuals Not Transitioned by CMHC Region

CMHC Region / County / Facility	Family / Guardian Objection	Waiver Slots Unavailable	Required Services Unavailable	Willing Provider Unavailable	Other Reason Not Transitioned	Totals
Signature Healthcare of Hart County	0	0	0	0	0	0
<b>HART County Total:</b>	<b>0</b>	<b>0</b>	<b>0</b>	<b>0</b>	<b>0</b>	<b>0</b>
<b>LOGAN</b>						
Auburn Health Care	0	0	0	0	0	0
Creekwood Place Nursing and Rehab Center	0	0	0	0	0	0
<b>LOGAN County Total:</b>	<b>0</b>	<b>0</b>	<b>0</b>	<b>0</b>	<b>0</b>	<b>0</b>
<b>METCALFE</b>						
Harpers Home for the Aged	0	0	0	0	0	0
Metcalfe Health Care Center	0	0	0	0	0	0
<b>METCALFE County Total:</b>	<b>0</b>	<b>0</b>	<b>0</b>	<b>0</b>	<b>0</b>	<b>0</b>
<b>MONROE</b>						
Signature HealthCare of Monroe County Rehab	0	0	0	0	0	0
<b>MONROE County Total:</b>	<b>0</b>	<b>0</b>	<b>0</b>	<b>0</b>	<b>0</b>	<b>0</b>
<b>WARREN</b>						
Bowling Green Nursing and Rehabilitation	0	0	0	0	0	0
Christian Health Center of Bowling Green	0	0	0	0	0	0
Colonial Center	0	0	0	0	0	0
Fern Terrace of Bowling Green	0	0	0	0	0	0

\*CMHC – Community Mental Health Center

## 2023 ANNUAL KENTUCKY LONG TERM CARE UTILIZATION AND SERVICE REPORT

### Table 7B - ICF/IID Bed, Reasons Individuals Not Transitioned by CMHC Region

CMHC Region / County / Facility	Family / Guardian Objection	Waiver Slots Unavailable	Required Services Unavailable	Willing Provider Unavailable	Other Reason Not Transitioned	Totals
Greenwood Nursing and Rehabilitation	0	0	0	0	0	0
Hopkins Center	0	0	0	0	0	0
Signature Healthcare of Bowling Green	0	0	0	0	0	0
The Haven At Massey Springs	0	0	0	0	0	0
<b>WARREN County Total:</b>	<b>0</b>	<b>0</b>	<b>0</b>	<b>0</b>	<b>0</b>	<b>0</b>
<b>LifeSkills CMHC Total:</b>	<b>0</b>	<b>0</b>	<b>0</b>	<b>0</b>	<b>0</b>	<b>0</b>
<b>Mountain</b>						
<b>FLOYD</b>						
Prestonsburg Health Care Center	0	0	0	0	0	0
Riverview Health Care Center	0	0	0	0	0	0
<b>FLOYD County Total:</b>	<b>0</b>	<b>0</b>	<b>0</b>	<b>0</b>	<b>0</b>	<b>0</b>
<b>JOHNSON</b>						
Mountain Manor of Paintsville	0	0	0	0	0	0
Venture Home of Paintsville	0	0	0	0	0	0
<b>JOHNSON County Total:</b>	<b>0</b>	<b>0</b>	<b>0</b>	<b>0</b>	<b>0</b>	<b>0</b>
<b>MAGOFFIN</b>						
Salyersville Nursing and Rehabilitation Center	0	0	0	0	0	0
<b>MAGOFFIN County Total:</b>	<b>0</b>	<b>0</b>	<b>0</b>	<b>0</b>	<b>0</b>	<b>0</b>

\*CMHC – Community Mental Health Center

## 2023 ANNUAL KENTUCKY LONG TERM CARE UTILIZATION AND SERVICE REPORT

### Table 7B - ICF/IID Bed, Reasons Individuals Not Transitioned by CMHC Region

CMHC Region / County / Facility	Family / Guardian Objection	Waiver Slots Unavailable	Required Services Unavailable	Willing Provider Unavailable	Other Reason Not Transitioned	Totals
<b>MARTIN</b>						
Martin County Health Care Facility	0	0	0	0	0	0
<b>MARTIN County Total:</b>	<b>0</b>	<b>0</b>	<b>0</b>	<b>0</b>	<b>0</b>	<b>0</b>
<b>PIKE</b>						
Good Shepherd Community Nursing Center	0	0	0	0	0	0
Landmark of Elkhorn City Rehabilitation	0	0	0	0	0	0
Pikeville Nursing and Rehab Center	0	0	0	0	0	0
Tug Valley ARH Skilled Nursing Facility	0	0	0	0	0	0
<b>PIKE County Total:</b>	<b>0</b>	<b>0</b>	<b>0</b>	<b>0</b>	<b>0</b>	<b>0</b>
<b>Mountain CMHC Total:</b>	<b>0</b>	<b>0</b>	<b>0</b>	<b>0</b>	<b>0</b>	<b>0</b>
<b>NorthKey</b>						
<b>BOONE</b>						
Boonespring Transitional Care Center	0	0	0	0	0	0
Bridge Point Center	0	0	0	0	0	0
Colonial Heights Senior Living	0	0	0	0	0	0
Dominion Senior Living of Florence	0	0	0	0	0	0
Florence Park Care Center	0	0	0	0	0	0
St. Elizabeth Edgewood SNF	0	0	0	0	0	0
<b>BOONE County Total:</b>	<b>0</b>	<b>0</b>	<b>0</b>	<b>0</b>	<b>0</b>	<b>0</b>

\*CMHC – Community Mental Health Center



## 2023 ANNUAL KENTUCKY LONG TERM CARE UTILIZATION AND SERVICE REPORT

### Table 7B - ICF/IID Bed, Reasons Individuals Not Transitioned by CMHC Region

CMHC Region / County / Facility	Family / Guardian Objection	Waiver Slots Unavailable	Required Services Unavailable	Willing Provider Unavailable	Other Reason Not Transitioned	Totals
<b>CAMPBELL</b>						
Carmel Manor	0	0	0	0	0	0
Coldspring Transitional Care Center	0	0	0	0	0	0
Highlandspring of Ft Thomas	0	0	0	0	0	0
St. Elizabeth FT Thomas SNF	0	0	0	0	0	0
The Seasons at Alexandria	0	0	0	0	0	0
<b>CAMPBELL County Total:</b>	<b>0</b>	<b>0</b>	<b>0</b>	<b>0</b>	<b>0</b>	<b>0</b>
<b>CARROLL</b>						
Carrollton Manor	0	0	0	0	0	0
Signature Healthcare of Carrollton Rehab	0	0	0	0	0	0
Valley Haven Rest Home	0	0	0	0	0	0
<b>CARROLL County Total:</b>	<b>0</b>	<b>0</b>	<b>0</b>	<b>0</b>	<b>0</b>	<b>0</b>
<b>GALLATIN</b>						
Gallatin Nursing and Rehab	0	0	0	0	0	0
<b>GALLATIN County Total:</b>	<b>0</b>	<b>0</b>	<b>0</b>	<b>0</b>	<b>0</b>	<b>0</b>
<b>GRANT</b>						
Grant Healthcare and Rehabilitation	0	0	0	0	0	0
Jonesville Rest Home	0	0	0	0	0	0
<b>GRANT County Total:</b>	<b>0</b>	<b>0</b>	<b>0</b>	<b>0</b>	<b>0</b>	<b>0</b>
<b>KENTON</b>						
Covington Ladies Home	0	0	0	0	0	0

\*CMHC – Community Mental Health Center

## 2023 ANNUAL KENTUCKY LONG TERM CARE UTILIZATION AND SERVICE REPORT

Table 7B - ICF/IID Bed, Reasons Individuals Not Transitioned by CMHC Region

CMHC Region / County / Facility	Family / Guardian Objection	Waiver Slots Unavailable	Required Services Unavailable	Willing Provider Unavailable	Other Reason Not Transitioned	Totals
Emerald Trace	0	0	0	0	0	0
Ivy Knoll	0	0	0	0	0	0
Madonna Manor	0	0	0	0	0	0
Regency Manor	0	0	0	0	0	0
Regency Manor North	0	0	0	0	0	0
Rosedale Green	0	0	0	0	0	0
St. Charles Care Center	0	0	0	0	0	0
The Pavilion at Kenton	0	0	0	0	0	0
The Summit of Edgewood	0	0	0	0	0	0
Village Care Center	0	0	0	0	0	0
Villaspring of Erlanger	0	0	0	0	0	0
Woodcrest Nursing and Rehabilitation Center	0	0	0	0	0	0
<b>KENTON County Total:</b>	<b>0</b>	<b>0</b>	<b>0</b>	<b>0</b>	<b>0</b>	<b>0</b>
OWEN						
Owenton Healthcare and Rehabilitation	0	0	0	0	0	0
<b>OWEN County Total:</b>	<b>0</b>	<b>0</b>	<b>0</b>	<b>0</b>	<b>0</b>	<b>0</b>
PENDLETON						
Falmouth Personal Care Home	0	0	0	0	0	0
River Valley Nursing Home	0	0	0	0	0	0

\*CMHC – Community Mental Health Center

## 2023 ANNUAL KENTUCKY LONG TERM CARE UTILIZATION AND SERVICE REPORT

Table 7B - ICF/IID Bed, Reasons Individuals Not Transitioned by CMHC Region

CMHC Region / County / Facility	Family / Guardian Objection	Waiver Slots Unavailable	Required Services Unavailable	Willing Provider Unavailable	Other Reason Not Transitioned	Totals
The Front Gate	0	0	0	0	0	0
<b>PENDLETON County Total:</b>	<b>0</b>	<b>0</b>	<b>0</b>	<b>0</b>	<b>0</b>	<b>0</b>
<b>NorthKey CMHC Total:</b>	<b>0</b>	<b>0</b>	<b>0</b>	<b>0</b>	<b>0</b>	<b>0</b>
<b>Pathways</b>						
<b>BATH</b>						
Ridgeway Nursing and Rehabilitation	0	0	0	0	0	0
<b>BATH County Total:</b>	<b>0</b>	<b>0</b>	<b>0</b>	<b>0</b>	<b>0</b>	<b>0</b>
<b>BOYD</b>						
Boyd Nursing and Rehabilitation Center	0	0	0	0	0	0
Genesis Health of Ashland	0	0	0	0	0	0
Genesis II Health	0	0	0	0	0	0
King's Daughters Rehab and Skilled Nursing Facility	0	0	0	0	0	0
Kings Daughters and Sons Home	0	0	0	0	0	0
Kingsbrook Lifecare Center	0	0	0	0	0	0
Woodland Oaks	0	0	0	0	0	0
<b>BOYD County Total:</b>	<b>0</b>	<b>0</b>	<b>0</b>	<b>0</b>	<b>0</b>	<b>0</b>
<b>CARTER</b>						
Carter Nursing and Rehabilitation Center	0	0	0	0	0	0
<b>CARTER County Total:</b>	<b>0</b>	<b>0</b>	<b>0</b>	<b>0</b>	<b>0</b>	<b>0</b>

\*CMHC – Community Mental Health Center

## 2023 ANNUAL KENTUCKY LONG TERM CARE UTILIZATION AND SERVICE REPORT

### Table 7B - ICF/IID Bed, Reasons Individuals Not Transitioned by CMHC Region

CMHC Region / County / Facility	Family / Guardian Objection	Waiver Slots Unavailable	Required Services Unavailable	Willing Provider Unavailable	Other Reason Not Transitioned	Totals
<b>ELLIOTT</b>						
Elliott Nursing and Rehabilitation Center	0	0	0	0	0	0
<b>ELLIOTT County Total:</b>	<b>0</b>	<b>0</b>	<b>0</b>	<b>0</b>	<b>0</b>	<b>0</b>
<b>GREENUP</b>						
Frasures Personal Care Home	0	0	0	0	0	0
Morning Pointe of Russell	0	0	0	0	0	0
Oakmont Manor	0	0	0	0	0	0
South Shore Nursing and Rehabilitation Center	0	0	0	0	0	0
The Lantern At Morning Pointe Alzheimers and Memory Care	0	0	0	0	0	0
Trinity Station Retirement Community	0	0	0	0	0	0
Wurtland Nursing and Rehabilitation Center	0	0	0	0	0	0
<b>GREENUP County Total:</b>	<b>0</b>	<b>0</b>	<b>0</b>	<b>0</b>	<b>0</b>	<b>0</b>
<b>LAWRENCE</b>						
The Jordan Center	0	0	0	0	0	0
<b>LAWRENCE County Total:</b>	<b>0</b>	<b>0</b>	<b>0</b>	<b>0</b>	<b>0</b>	<b>0</b>
<b>MENIFEE</b>						
Edgewood Estates	0	0	0	0	0	0
<b>MENIFEE County Total:</b>	<b>0</b>	<b>0</b>	<b>0</b>	<b>0</b>	<b>0</b>	<b>0</b>

\*CMHC – Community Mental Health Center

## 2023 ANNUAL KENTUCKY LONG TERM CARE UTILIZATION AND SERVICE REPORT

### Table 7B - ICF/IID Bed, Reasons Individuals Not Transitioned by CMHC Region

CMHC Region / County / Facility	Family / Guardian Objection	Waiver Slots Unavailable	Required Services Unavailable	Willing Provider Unavailable	Other Reason Not Transitioned	Totals
<b>MONTGOMERY</b>						
Regency Memory Care	0	0	0	0	0	0
Windsor Care Center	0	0	0	0	0	0
<b>MONTGOMERY County Total:</b>	<b>0</b>	<b>0</b>	<b>0</b>	<b>0</b>	<b>0</b>	<b>0</b>
<b>MORGAN</b>						
West Liberty Nursing and Rehabilitation Center	0	0	0	0	0	0
<b>MORGAN County Total:</b>	<b>0</b>	<b>0</b>	<b>0</b>	<b>0</b>	<b>0</b>	<b>0</b>
<b>ROWAN</b>						
Life Care Center of Morehead	0	0	0	0	0	0
<b>ROWAN County Total:</b>	<b>0</b>	<b>0</b>	<b>0</b>	<b>0</b>	<b>0</b>	<b>0</b>
<b>Pathways CMHC Total:</b>	<b>0</b>	<b>0</b>	<b>0</b>	<b>0</b>	<b>0</b>	<b>0</b>
<b>Pennyroyal</b>						
<b>CALDWELL</b>						
Highland Homes, Inc.	0	0	0	0	0	0
Princeton Health and Rehab Center	0	0	0	0	0	0
<b>CALDWELL County Total:</b>	<b>0</b>	<b>0</b>	<b>0</b>	<b>0</b>	<b>0</b>	<b>0</b>
<b>CHRISTIAN</b>						
Bradford Heights Health and Rehab Center	0	0	0	0	0	0
Charter Senior Living of Hopkinsville	0	0	0	0	0	0
Christian County Manor	0	0	0	0	0	0

\*CMHC – Community Mental Health Center

## 2023 ANNUAL KENTUCKY LONG TERM CARE UTILIZATION AND SERVICE REPORT

Table 7B - ICF/IID Bed, Reasons Individuals Not Transitioned by CMHC Region

CMHC Region / County / Facility	Family / Guardian Objection	Waiver Slots Unavailable	Required Services Unavailable	Willing Provider Unavailable	Other Reason Not Transitioned	Totals
Christian Health Center, Hopkinsville	0	0	0	0	0	0
Christian Heights Nursing and Rehabilitation Center	0	0	0	0	0	0
Covingtons Convalescent Center	0	0	0	0	0	0
Outwood ICF/IID	0	0	0	0	1	1
Pennyrile Home	0	0	0	0	0	0
Western State Nursing Facility	0	0	0	0	0	0
<b>CHRISTIAN County Total:</b>	<b>0</b>	<b>0</b>	<b>0</b>	<b>0</b>	<b>1</b>	<b>1</b>
<b>CRITTENDEN</b>						
Crittenden County Health and Rehabilitation Center	0	0	0	0	0	0
<b>CRITTENDEN County Total:</b>	<b>0</b>	<b>0</b>	<b>0</b>	<b>0</b>	<b>0</b>	<b>0</b>
<b>HOPKINS</b>						
Baptist Health Deaconess Madisonville (LTC)	0	0	0	0	0	0
Brighton Cornerstone Health Care	0	0	0	0	0	0
Dawson Springs Health And Rehab Ctr	0	0	0	0	0	0
Hillside Center	0	0	0	0	0	0
Joseph Eddie Ballard Western Kentucky Veterans Ctr	0	0	0	0	0	0
Madisonville Health and Rehabilitation	0	0	0	0	0	0
Madisonville Rest Home I LLC	0	0	0	0	0	0

\*CMHC – Community Mental Health Center

## 2023 ANNUAL KENTUCKY LONG TERM CARE UTILIZATION AND SERVICE REPORT

Table 7B - ICF/IID Bed, Reasons Individuals Not Transitioned by CMHC Region

CMHC Region / County / Facility	Family / Guardian Objection	Waiver Slots Unavailable	Required Services Unavailable	Willing Provider Unavailable	Other Reason Not Transitioned	Totals
Ridgewood Terrace Nursing Home	0	0	0	0	0	0
The Homestead	0	0	0	0	0	0
Tradewater Pointe	0	0	0	0	0	0
<b>HOPKINS County Total:</b>	<b>0</b>	<b>0</b>	<b>0</b>	<b>0</b>	<b>0</b>	<b>0</b>
LYON						
Landmark of Kuttawa	0	0	0	0	0	0
Rivers Bend Retirement Community	0	0	0	0	0	0
<b>LYON County Total:</b>	<b>0</b>	<b>0</b>	<b>0</b>	<b>0</b>	<b>0</b>	<b>0</b>
MUHLENBERG						
Greenville Nursing and Rehabilitation	0	0	0	0	0	0
Maple Health and Rehabilitation	0	0	0	0	0	0
Owensboro Health Muhlenberg Community Hospital Long Term Care	0	0	0	0	0	0
Sparks Nursing Center	0	0	0	0	0	0
<b>MUHLENBERG County Total:</b>	<b>0</b>	<b>0</b>	<b>0</b>	<b>0</b>	<b>0</b>	<b>0</b>
TRIGG						
Better Senior Living	0	0	0	0	0	0
Shady Lawn Nursing and Rehabilitation Center	0	0	0	0	0	0
<b>TRIGG County Total:</b>	<b>0</b>	<b>0</b>	<b>0</b>	<b>0</b>	<b>0</b>	<b>0</b>
<b>Pennyroyal CMHC Total:</b>	<b>0</b>	<b>0</b>	<b>0</b>	<b>0</b>	<b>1</b>	<b>1</b>

\*CMHC – Community Mental Health Center

**2023 ANNUAL KENTUCKY LONG TERM CARE UTILIZATION AND SERVICE REPORT**

**Table 7B - ICF/IID Bed, Reasons Individuals Not Transitioned by CMHC Region**

<b>CMHC Region / County / Facility</b>	<b>Family / Guardian Objection</b>	<b>Waiver Slots Unavailable</b>	<b>Required Services Unavailable</b>	<b>Willing Provider Unavailable</b>	<b>Other Reason Not Transitioned</b>	<b>Totals</b>
<b>River Valley</b>						
<b>DAVIESS</b>						
Calumet Trace Senior Living	0	0	0	0	0	0
Carmel Home	0	0	0	0	0	0
Cedarhurst of Owensboro	0	0	0	0	0	0
Chautauqua Health and Rehab	0	0	0	0	0	0
Davco Rest Home	0	0	0	0	0	0
Fern Terrace of Owensboro, LLC	0	0	0	0	0	0
Hermitage Care and Rehabilitation Center	0	0	0	0	0	0
Signature Healthcare at Hillcrest	0	0	0	0	0	0
The Transitional Care Center of Owensboro	0	0	0	0	0	0
Twin Rivers Nursing and Rehab Center	0	0	0	0	0	0
Wellington Parc of Owensboro	0	0	0	0	0	0
Wendell Fosters Campus for Developmental Disab.	0	0	0	0	0	0
<b>DAVIESS County Total:</b>	<b>0</b>	<b>0</b>	<b>0</b>	<b>0</b>	<b>0</b>	<b>0</b>
<b>HANCOCK</b>						
Heartland Villa Center	0	0	0	0	0	0
Lewisport Rest Home I LLC	0	0	0	0	0	0
<b>HANCOCK County Total:</b>	<b>0</b>	<b>0</b>	<b>0</b>	<b>0</b>	<b>0</b>	<b>0</b>

\*CMHC – Community Mental Health Center



## 2023 ANNUAL KENTUCKY LONG TERM CARE UTILIZATION AND SERVICE REPORT

Table 7B - ICF/IID Bed, Reasons Individuals Not Transitioned by CMHC Region

CMHC Region / County / Facility	Family / Guardian Objection	Waiver Slots Unavailable	Required Services Unavailable	Willing Provider Unavailable	Other Reason Not Transitioned	Totals
<b>HENDERSON</b>						
Henderson Manor	0	0	0	0	0	0
Henderson Nursing and Rehabilitation Center	0	0	0	0	0	0
HOH Healthcare, LLC	0	0	0	0	0	0
Redbanks	0	0	0	0	0	0
<b>HENDERSON County Total:</b>	<b>0</b>	<b>0</b>	<b>0</b>	<b>0</b>	<b>0</b>	<b>0</b>
<b>MCLEAN</b>						
Riverside Care and Rehab Ctr	0	0	0	0	0	0
<b>MCLEAN County Total:</b>	<b>0</b>	<b>0</b>	<b>0</b>	<b>0</b>	<b>0</b>	<b>0</b>
<b>OHIO</b>						
Beaver Dam Nursing and Rehab Center	0	0	0	0	0	0
Signature Healthcare of Hartford Rehab and Wellnes	0	0	0	0	0	0
<b>OHIO County Total:</b>	<b>0</b>	<b>0</b>	<b>0</b>	<b>0</b>	<b>0</b>	<b>0</b>
<b>UNION</b>						
Breckinridge Place	0	0	0	0	0	0
Morganfield Nursing and Rehabilitation Center	0	0	0	0	0	0
<b>UNION County Total:</b>	<b>0</b>	<b>0</b>	<b>0</b>	<b>0</b>	<b>0</b>	<b>0</b>
<b>WEBSTER</b>						
Redbanks Colonial Terrace	0	0	0	0	0	0

\*CMHC – Community Mental Health Center

## 2023 ANNUAL KENTUCKY LONG TERM CARE UTILIZATION AND SERVICE REPORT

Table 7B - ICF/IID Bed, Reasons Individuals Not Transitioned by CMHC Region

CMHC Region / County / Facility	Family / Guardian Objection	Waiver Slots Unavailable	Required Services Unavailable	Willing Provider Unavailable	Other Reason Not Transitioned	Totals
Shemwell Nursing Home	0	0	0	0	0	0
<b>WEBSTER County Total:</b>	<b>0</b>	<b>0</b>	<b>0</b>	<b>0</b>	<b>0</b>	<b>0</b>
<b>River Valley CMHC Total:</b>	<b>0</b>	<b>0</b>	<b>0</b>	<b>0</b>	<b>0</b>	<b>0</b>
<b>Seven Counties</b>						
<b>BULLITT</b>						
Bedrock HC at Green Meadows	0	0	0	0	0	0
Colonial House of Shepherdsville	0	0	0	0	0	0
Meadows ICF/IID	0	0	0	0	0	0
Sanders Ridge Health Campus	0	0	0	0	0	0
<b>BULLITT County Total:</b>	<b>0</b>	<b>0</b>	<b>0</b>	<b>0</b>	<b>0</b>	<b>0</b>
<b>HENRY</b>						
Cedar Lake Lodge Park Place I	0	0	0	0	0	0
Cedar Lake Lodge Park Place II	0	0	0	0	0	0
New Castle Nursing and Rehab	0	0	0	0	0	0
<b>HENRY County Total:</b>	<b>0</b>	<b>0</b>	<b>0</b>	<b>0</b>	<b>0</b>	<b>0</b>
<b>JEFFERSON</b>						
Anthology of Louisville	0	0	0	0	0	0
Arcadia Senior Living Louisville	0	0	0	0	0	0
Barton House of Louisville 1	0	0	0	0	0	0
Belmont Village	0	0	0	0	0	0

\*CMHC – Community Mental Health Center

## 2023 ANNUAL KENTUCKY LONG TERM CARE UTILIZATION AND SERVICE REPORT

Table 7B - ICF/IID Bed, Reasons Individuals Not Transitioned by CMHC Region

CMHC Region / County / Facility	Family / Guardian Objection	Waiver Slots Unavailable	Required Services Unavailable	Willing Provider Unavailable	Other Reason Not Transitioned	Totals
Bingham Gardens	2	1	0	0	0	3
Brookdale Stonestreet	0	0	0	0	0	0
Cherokee Park Rehabilitation	0	0	0	0	0	0
Christian Health Center of Louisville	0	0	0	0	0	0
Clifton Oaks Care Center	0	0	0	0	0	0
Del Maria ICF/IID	0	0	0	0	0	0
Dominion Senior Living of Louisville	0	0	0	0	0	0
Eastern Star Home in KY	0	0	0	0	0	0
Episcopal Church Home	0	0	0	0	0	0
Essex Nursing and Rehabilitation Center	0	0	0	0	0	0
Forest Hills Commons	0	0	0	0	0	0
Forest Springs Health Campus	0	0	0	0	0	0
Franciscan Health Care Center	0	0	0	0	0	0
Glen Ridge Health Campus	0	0	0	0	0	0
Hallmark House Louisville II	0	0	0	0	0	0
Harmony at Tucker Station	0	0	0	0	0	0
Hazelwood Center	25	0	0	0	0	25
Highlands Nursing and Rehabilitation Center	0	0	0	0	0	0
Hillcreek Rehabilitation and Care	0	0	0	0	0	0
Home of the Innocents	0	0	0	0	0	0

\*CMHC – Community Mental Health Center

## 2023 ANNUAL KENTUCKY LONG TERM CARE UTILIZATION AND SERVICE REPORT

**Table 7B - ICF/IID Bed, Reasons Individuals Not Transitioned by CMHC Region**

CMHC Region / County / Facility	Family / Guardian Objection	Waiver Slots Unavailable	Required Services Unavailable	Willing Provider Unavailable	Other Reason Not Transitioned	Totals
Jeffersontown Rehabilitation	0	0	0	0	0	0
Kindred Hospital - Louisville (SNF)	0	0	0	0	0	0
Klondike Center	0	0	0	0	0	0
Landmark of Iroquois Park and Nursing Center	0	0	0	0	0	0
Landmark of Louisville Rehab and Nursing	0	0	0	0	0	0
Landmark of River City Rehabilitation and Nursing	0	0	0	0	0	0
Little Sisters of the Poor	0	0	0	0	0	0
Louisville East Post Acute	0	0	0	0	0	0
Louisville Protestant Altenheim	0	0	0	0	0	0
Lyndon Woods Care and Rehabilitation	0	0	0	0	0	0
Masonic Home of Louisville	0	0	0	0	0	0
Morning Pointe of Louisville at South Hurstbourne	0	0	0	0	0	0
Nazareth Home	0	0	0	0	0	0
Nazareth Home Clifton	0	0	0	0	0	0
Park Terrace Health Campus	0	0	0	0	0	0
Parrs at Springhurst	0	0	0	0	0	0
Regency Center	0	0	0	0	0	0
Rivers Edge Nursing and Rehabilitation Center	0	0	0	0	0	0
Rose Anna Hughes Home	0	0	0	0	0	0

\*CMHC – Community Mental Health Center

## 2023 ANNUAL KENTUCKY LONG TERM CARE UTILIZATION AND SERVICE REPORT

**Table 7B - ICF/IID Bed, Reasons Individuals Not Transitioned by CMHC Region**

CMHC Region / County / Facility	Family / Guardian Objection	Waiver Slots Unavailable	Required Services Unavailable	Willing Provider Unavailable	Other Reason Not Transitioned	Totals
Seneca Place	0	0	0	0	0	0
Signature Healthcare at Jefferson Manor Rehab	0	0	0	0	0	0
Signature Healthcare at Jefferson Place Rehab	0	0	0	0	0	0
Signature Healthcare at Rockford Rehab	0	0	0	0	0	0
Signature Healthcare at Summerfield Rehab and Wellness	0	0	0	0	0	0
Signature Healthcare at U of L Mary & Elizabeth Hosp	0	0	0	0	0	0
Signature Healthcare of East Louisville	0	0	0	0	0	0
Signature Healthcare of South Louisville	0	0	0	0	0	0
St. Matthews Care Center	0	0	0	0	0	0
Storypoint Prospect	0	0	0	0	0	0
Sunrise of Louisville	0	0	0	0	0	0
Sycamore Heights Health and Rehab	0	0	0	0	0	0
Symphony at Valley Farms	0	0	0	0	0	0
The Enclave of East Louisville	0	0	0	0	0	0
The Forum at Brookside	0	0	0	0	0	0
The Lantern At Morning Pointe (Louisville)	0	0	0	0	0	0
The Legacy at English Station	0	0	0	0	0	0

\*CMHC – Community Mental Health Center

## 2023 ANNUAL KENTUCKY LONG TERM CARE UTILIZATION AND SERVICE REPORT

### Table 7B - ICF/IID Bed, Reasons Individuals Not Transitioned by CMHC Region

CMHC Region / County / Facility	Family / Guardian Objection	Waiver Slots Unavailable	Required Services Unavailable	Willing Provider Unavailable	Other Reason Not Transitioned	Totals
The Pinnacle of Louisville	0	0	0	0	0	0
The Spring House at Louisville	0	0	0	0	0	0
The Springs at Stony Brook	0	0	0	0	0	0
The Willows at Springhurst	0	0	0	0	0	0
Treyton Oaks Towers	0	0	0	0	0	0
Valhalla Post Acute	0	0	0	0	0	0
Wesley Manor	0	0	0	0	0	0
Westminster Terrace	0	0	0	0	0	0
Westport Place Health Campus	0	0	0	0	0	0
<b>JEFFERSON County Total:</b>	<b>27</b>	<b>1</b>	<b>0</b>	<b>0</b>	<b>0</b>	<b>28</b>
<b>OLDHAM</b>						
Cedar Lake Lodge	0	0	0	0	0	0
Cedar Lake Lodge Sycamore Run I	0	0	0	0	0	0
Cedar Lake Lodge Sycamore Run II	0	0	0	0	0	0
Richwood Nursing and Rehab	0	0	0	0	0	0
The Springs at Oldham Reserve	0	0	0	0	0	0
Windsong ICF/IID	0	0	0	0	0	0
<b>OLDHAM County Total:</b>	<b>0</b>	<b>0</b>	<b>0</b>	<b>0</b>	<b>0</b>	<b>0</b>
<b>SHELBY</b>						
Colonial Hall Manor	0	0	0	0	0	0
Crestview Center	0	0	0	0	0	0

\*CMHC – Community Mental Health Center

## 2023 ANNUAL KENTUCKY LONG TERM CARE UTILIZATION AND SERVICE REPORT

Table 7B - ICF/IID Bed, Reasons Individuals Not Transitioned by CMHC Region

CMHC Region / County / Facility	Family / Guardian Objection	Waiver Slots Unavailable	Required Services Unavailable	Willing Provider Unavailable	Other Reason Not Transitioned	Totals
Masonic Home of Shelbyville	0	0	0	0	0	0
Shelby Farms Senior Living	0	0	0	0	0	0
<b>SHELBY County Total:</b>	<b>0</b>	<b>0</b>	<b>0</b>	<b>0</b>	<b>0</b>	<b>0</b>
SPENCER						
Signature Healthcare of Spencer County	0	0	0	0	0	0
<b>SPENCER County Total:</b>	<b>0</b>	<b>0</b>	<b>0</b>	<b>0</b>	<b>0</b>	<b>0</b>
TRIMBLE						
Bedford Springs Health and Rehabilitation	0	0	0	0	0	0
<b>TRIMBLE County Total:</b>	<b>0</b>	<b>0</b>	<b>0</b>	<b>0</b>	<b>0</b>	<b>0</b>
<b>Seven Counties CMHC Total:</b>	<b>27</b>	<b>1</b>	<b>0</b>	<b>0</b>	<b>0</b>	<b>28</b>
<b>State Total</b>	<b>27</b>	<b>1</b>	<b>0</b>	<b>33</b>	<b>1</b>	<b>62</b>

\*CMHC – Community Mental Health Center

# KENTUCKY ANNUAL LONG-TERM CARE SERVICES REPORT



KENTUCKY CABINET FOR  
HEALTH AND FAMILY SERVICES

SECTION II: PAYOR SOURCE DATA



**2023 ANNUAL KENTUCKY LONG TERM CARE UTILIZATION AND SERVICE REPORT**

**Table 8 - Payor Source- Nursing Facility Beds**

**Number of Patient Days by Primary Payor Source**

<b>ADD / Facility</b>	<b>Medicare</b>	<b>Medicaid</b>	<b>Private</b>	<b>Other</b>	<b>Total</b>
<b>ADD:1</b>					
<b>BALLARD</b>					
Life Care Center of LaCenter	2,972	13,224	4,527	1,248	21,971
<b>BALLARD County Total:</b>	<b>2,972</b>	<b>13,224</b>	<b>4,527</b>	<b>1,248</b>	<b>21,971</b>
<b>CALLOWAY</b>					
Spring Creek Post Acute and Rehab	0	0	0	0	45,196
<b>CALLOWAY County Total:</b>	<b>0</b>	<b>0</b>	<b>0</b>	<b>0</b>	<b>45,196</b>
<b>CARLISLE</b>					
Countryside Center	2,403	14,654	908	0	17,965
<b>CARLISLE County Total:</b>	<b>2,403</b>	<b>14,654</b>	<b>908</b>	<b>0</b>	<b>17,965</b>
<b>FULTON</b>					
Fulton Nursing and Rehab	2,222	15,092	803	266	18,383
<b>FULTON County Total:</b>	<b>2,222</b>	<b>15,092</b>	<b>803</b>	<b>266</b>	<b>18,383</b>
<b>GRAVES</b>					
Green Acres Health Care	2,074	14,763	2,222	1,645	20,704
Mayfield Health and Rehabilitation	0	0	0	0	0
Mills Nursing and Rehabilitation	4,011	25,878	4,298	2,080	36,267
<b>GRAVES County Total:</b>	<b>6,085</b>	<b>40,641</b>	<b>6,520</b>	<b>3,725</b>	<b>56,971</b>
<b>HICKMAN</b>					
Clinton Hickman County Nursing Facility	1,816	9,242	2,093	312	13,463
Clinton Place	1,460	22,265	3,285	4,015	31,025
<b>HICKMAN County Total:</b>	<b>3,276</b>	<b>31,507</b>	<b>5,378</b>	<b>4,327</b>	<b>44,488</b>
<b>MARSHALL</b>					
Calvert City Convalescent Center	5,475	15,866	9,708	0	31,049
Lake Way Nursing and Rehabilitation Center	3,015	16,772	2,469	1,960	24,216

**2023 ANNUAL KENTUCKY LONG TERM CARE UTILIZATION AND SERVICE REPORT**

**Table 8 - Payor Source- Nursing Facility Beds**

**Number of Patient Days by Primary Payor Source**

<b>ADD / Facility</b>	<b>Medicare</b>	<b>Medicaid</b>	<b>Private</b>	<b>Other</b>	<b>Total</b>
Oakview Nursing and Rehabilitation Center	3,009	18,683	4,769	2,263	28,724
<b>MARSHALL County Total:</b>	<b>11,499</b>	<b>51,321</b>	<b>16,946</b>	<b>4,223</b>	<b>83,989</b>
<b>MCCRACKEN</b>					
Baptist Health Paducah (TCU)	0	0	0	0	0
Parkview Nursing and Rehabilitation Center (Paducah)	8,660	40,938	9,561	8,107	67,266
Providence Pointe Healthcare	5,735	15,179	7,316	2,312	30,542
River Haven Nursing and Rehab	2,493	20,691	620	1,943	25,747
Stonecreek Health and Rehab	3,645	23,649	1,637	1,360	30,291
<b>MCCRACKEN County Total:</b>	<b>20,533</b>	<b>100,457</b>	<b>19,134</b>	<b>13,722</b>	<b>153,846</b>
<b>ADD: 1 Total</b>	<b>48,990</b>	<b>266,896</b>	<b>54,216</b>	<b>27,511</b>	<b>442,809</b>
<b>ADD:2</b>					
<b>CALDWELL</b>					
Princeton Health and Rehab Center	3,100	28,034	3,637	1,329	36,100
<b>CALDWELL County Total:</b>	<b>3,100</b>	<b>28,034</b>	<b>3,637</b>	<b>1,329</b>	<b>36,100</b>
<b>CHRISTIAN</b>					
Bradford Heights Health and Rehab Center	3,223	24,252	3,206	2,771	33,452
Christian Health Center, Hopkinsville	3,439	19,431	5,804	1,948	30,622
Christian Heights Nursing and Rehabilitation Center	1,289	16,845	575	832	19,541
Covingtons Convalescent Center	0	0	0	0	0
Western State Nursing Facility	0	17,945	0	5,363	23,308
<b>CHRISTIAN County Total:</b>	<b>7,951</b>	<b>78,473</b>	<b>9,585</b>	<b>10,914</b>	<b>106,923</b>

**2023 ANNUAL KENTUCKY LONG TERM CARE UTILIZATION AND SERVICE REPORT**

**Table 8 - Payor Source- Nursing Facility Beds**

**Number of Patient Days by Primary Payor Source**

<b>ADD / Facility</b>	<b>Medicare</b>	<b>Medicaid</b>	<b>Private</b>	<b>Other</b>	<b>Total</b>
<b>CRITTENDEN</b>					
Crittenden County Health and Rehabilitation Center	3,239	10,250	2,886	2,240	18,615
<b>CRITTENDEN County Total:</b>	<b>3,239</b>	<b>10,250</b>	<b>2,886</b>	<b>2,240</b>	<b>18,615</b>
<b>HOPKINS</b>					
Baptist Health Deaconess Madisonville (LTC)	0	0	0	0	0
Brighton Cornerstone Health Care	956	10,220	513	1,189	12,878
Dawson Springs Health And Rehab Ctr	1,409	17,852	463	0	19,724
Hillside Center	4,023	16,305	1,316	70	21,714
Joseph Eddie Ballard Western Kentucky Veterans Ctr	188	8,659	6,266	6,489	21,602
Madisonville Health and Rehabilitation	3,621	25,785	1,064	0	30,470
Ridgewood Terrace Nursing Home	3,831	25,352	6,340	1,695	37,218
Tradewater Pointe	2,725	14,116	437	172	17,450
<b>HOPKINS County Total:</b>	<b>16,753</b>	<b>118,289</b>	<b>16,399</b>	<b>9,615</b>	<b>161,056</b>
<b>LIVINGSTON</b>					
Salem Springlake Health and Rehabilitation Center	12,045	2,920	730	2,555	18,250
<b>LIVINGSTON County Total:</b>	<b>12,045</b>	<b>2,920</b>	<b>730</b>	<b>2,555</b>	<b>18,250</b>
<b>LYON</b>					
Landmark of Kuttawa	1,432	14,612	1,341	385	17,770
Rivers Bend Retirement Community	2,891	6,304	2,955	490	12,640
<b>LYON County Total:</b>	<b>4,323</b>	<b>20,916</b>	<b>4,296</b>	<b>875</b>	<b>30,410</b>
<b>MUHLENBERG</b>					
Greenville Nursing and Rehabilitation	2,190	16,790	730	365	20,075
Maple Health and Rehabilitation	4,164	27,502	1,377	643	33,686

**2023 ANNUAL KENTUCKY LONG TERM CARE UTILIZATION AND SERVICE REPORT**

**Table 8 - Payor Source- Nursing Facility Beds**

**Number of Patient Days by Primary Payor Source**

<b>ADD / Facility</b>	<b>Medicare</b>	<b>Medicaid</b>	<b>Private</b>	<b>Other</b>	<b>Total</b>
Owensboro Health Muhlenberg Community Hospital Long Term Care	665	8,993	3,260	824	13,742
<b>MUHLENBERG County Total:</b>	<b>7,019</b>	<b>53,285</b>	<b>5,367</b>	<b>1,832</b>	<b>67,503</b>
<b>TODD</b>					
Hearthstone Place	1,472	14,084	1,053	473	17,082
<b>TODD County Total:</b>	<b>1,472</b>	<b>14,084</b>	<b>1,053</b>	<b>473</b>	<b>17,082</b>
<b>TRIGG</b>					
Shady Lawn Nursing and Rehabilitation Center	848	10,125	4,519	0	15,492
<b>TRIGG County Total:</b>	<b>848</b>	<b>10,125</b>	<b>4,519</b>	<b>0</b>	<b>15,492</b>
<b>ADD: 2 Total</b>	<b>56,750</b>	<b>336,376</b>	<b>48,472</b>	<b>29,833</b>	<b>471,431</b>
<b>ADD:3</b>					
<b>DAVIESS</b>					
Carmel Home	375	2,591	2,834	7,089	12,889
Chautauqua Health and Rehab	3,461	34,184	1,485	0	39,130
Hermitage Care and Rehabilitation Center	3,742	18,089	4,340	0	26,171
Signature Healthcare at Hillcrest	9,285	31,798	3,429	0	44,512
The Transitional Care Center of Owensboro	5,310	0	0	91	5,401
Twin Rivers Nursing and Rehab Center	1,265	30,952	804	96	33,117
Wellington Parc of Owensboro	0	0	7,098	0	7,098
<b>DAVIESS County Total:</b>	<b>23,438</b>	<b>117,614</b>	<b>19,990</b>	<b>7,276</b>	<b>168,318</b>
<b>HANCOCK</b>					
Heartland Villa Center	2,429	11,032	864	605	14,930
<b>HANCOCK County Total:</b>	<b>2,429</b>	<b>11,032</b>	<b>864</b>	<b>605</b>	<b>14,930</b>
<b>HENDERSON</b>					
Henderson Nursing and Rehabilitation Center	1,296	25,700	921	789	28,706

## 2023 ANNUAL KENTUCKY LONG TERM CARE UTILIZATION AND SERVICE REPORT

### Table 8 - Payor Source- Nursing Facility Beds

#### Number of Patient Days by Primary Payor Source

ADD / Facility	Medicare	Medicaid	Private	Other	Total
Redbanks	3,650	37,082	5,969	1,665	48,366
<b>HENDERSON County Total:</b>	<b>4,946</b>	<b>62,782</b>	<b>6,890</b>	<b>2,454</b>	<b>77,072</b>
<b>MCLEAN</b>					
Riverside Care and Rehab Ctr	1,978	20,684	826	1,179	24,667
<b>MCLEAN County Total:</b>	<b>1,978</b>	<b>20,684</b>	<b>826</b>	<b>1,179</b>	<b>24,667</b>
<b>OHIO</b>					
Beaver Dam Nursing and Rehab Center	2,535	16,649	605	201	19,990
Fordsville Nursing and Rehabilitation Center	1,499	20,134	132	97	21,862
Signature Healthcare of Hartford Rehab and Wellnes	4,034	23,547	1,706	0	29,287
<b>OHIO County Total:</b>	<b>8,068</b>	<b>60,330</b>	<b>2,443</b>	<b>298</b>	<b>71,139</b>
<b>UNION</b>					
Breckinridge Place	245	4,362	1,135	16	5,758
Morganfield Nursing and Rehabilitation Center	1,803	17,040	919	364	20,126
<b>UNION County Total:</b>	<b>2,048</b>	<b>21,402</b>	<b>2,054</b>	<b>380</b>	<b>25,884</b>
<b>WEBSTER</b>					
Redbanks Colonial Terrace	1,536	13,973	2,354	2,250	20,113
<b>WEBSTER County Total:</b>	<b>1,536</b>	<b>13,973</b>	<b>2,354</b>	<b>2,250</b>	<b>20,113</b>
<b>ADD: 3 Total</b>	<b>44,443</b>	<b>307,817</b>	<b>35,421</b>	<b>14,442</b>	<b>402,123</b>
<b>ADD:4</b>					
<b>ALLEN</b>					
Cal Turner Rehab and Specialty Care	1,339	29,554	5,967	72	36,932
<b>ALLEN County Total:</b>	<b>1,339</b>	<b>29,554</b>	<b>5,967</b>	<b>72</b>	<b>36,932</b>
<b>BARREN</b>					
Barren County Nursing and Rehab	3,864	20,888	3,424	0	28,176

**2023 ANNUAL KENTUCKY LONG TERM CARE UTILIZATION AND SERVICE REPORT**

**Table 8 - Payor Source- Nursing Facility Beds**

**Number of Patient Days by Primary Payor Source**

<b>ADD / Facility</b>	<b>Medicare</b>	<b>Medicaid</b>	<b>Private</b>	<b>Other</b>	<b>Total</b>
Glasgow State Nursing Facility	0	12,667	3,642	1,117	17,426
Glenview Health Care Facility	1,584	15,942	2,143	406	20,075
NHC HealthCare, Glasgow	5,578	38,212	8,155	1,133	53,078
Signature Healthcare of Glasgow Rehab & Wellness Center	1,567	16,213	1,816	1,364	20,960
T.J. Samson Community Hospital Skilled Nursing Unit	2,590	0	0	63	2,653
<b>BARREN County Total:</b>	<b>15,183</b>	<b>103,922</b>	<b>19,180</b>	<b>4,083</b>	<b>142,368</b>
<b>BUTLER</b>					
Morgantown Care and Rehabilitation Center	3,931	32,743	3,552	0	40,226
<b>BUTLER County Total:</b>	<b>3,931</b>	<b>32,743</b>	<b>3,552</b>	<b>0</b>	<b>40,226</b>
<b>EDMONSON</b>					
Edmonson Center	2,628	19,556	1,051	1,504	24,739
<b>EDMONSON County Total:</b>	<b>2,628</b>	<b>19,556</b>	<b>1,051</b>	<b>1,504</b>	<b>24,739</b>
<b>HART</b>					
Signature Healthcare of Hart County	2,842	25,827	2,211	989	31,869
<b>HART County Total:</b>	<b>2,842</b>	<b>25,827</b>	<b>2,211</b>	<b>989</b>	<b>31,869</b>
<b>LOGAN</b>					
Auburn Health Care	1,690	11,047	2,181	0	14,918
Creekwood Place Nursing and Rehab Center	4,542	24,204	3,776	0	32,522
<b>LOGAN County Total:</b>	<b>6,232</b>	<b>35,251</b>	<b>5,957</b>	<b>0</b>	<b>47,440</b>
<b>METCALFE</b>					
Metcalfe Health Care Center	1,962	15,255	1,823	1,150	20,190
<b>METCALFE County Total:</b>	<b>1,962</b>	<b>15,255</b>	<b>1,823</b>	<b>1,150</b>	<b>20,190</b>

**2023 ANNUAL KENTUCKY LONG TERM CARE UTILIZATION AND SERVICE REPORT**

**Table 8 - Payor Source- Nursing Facility Beds**

**Number of Patient Days by Primary Payor Source**

<b>ADD / Facility</b>	<b>Medicare</b>	<b>Medicaid</b>	<b>Private</b>	<b>Other</b>	<b>Total</b>
<b>MONROE</b>					
Signature HealthCare of Monroe County Rehab	4,725	22,296	1,813	0	28,834
<b>MONROE County Total:</b>	<b>4,725</b>	<b>22,296</b>	<b>1,813</b>	<b>0</b>	<b>28,834</b>
<b>SIMPSON</b>					
Franklin-Simpson Nursing and Rehabilitation	1,237	22,118	1,540	24	24,919
<b>SIMPSON County Total:</b>	<b>1,237</b>	<b>22,118</b>	<b>1,540</b>	<b>24</b>	<b>24,919</b>
<b>WARREN</b>					
Bowling Green Nursing and Rehabilitation	2,211	15,554	2,103	662	20,530
Christian Health Center of Bowling Green	4,198	1,460	1,215	427	7,300
Colonial Center	1,063	13,667	607	807	16,144
Greenwood Nursing and Rehabilitation	11,318	26,299	4,305	23	41,945
Hopkins Center	2,611	11,501	2,389	2	16,503
Signature Healthcare of Bowling Green	9,870	34,076	2,286	0	46,232
<b>WARREN County Total:</b>	<b>31,271</b>	<b>102,557</b>	<b>12,905</b>	<b>1,921</b>	<b>148,654</b>
<b>ADD: 4 Total</b>	<b>71,350</b>	<b>409,079</b>	<b>55,999</b>	<b>9,743</b>	<b>546,171</b>
<b>ADD:5</b>					
<b>BRECKINRIDGE</b>					
Breckinridge Memorial Nursing Facility	459	5,069	950	0	6,478
Hardinsburg Nursing and Rehabilitation	2,099	17,476	890	120	20,585
<b>BRECKINRIDGE County Total:</b>	<b>2,558</b>	<b>22,545</b>	<b>1,840</b>	<b>120</b>	<b>27,063</b>
<b>GRAYSON</b>					
Grayson Nursing and Rehab Center	3,563	17,292	3,147	172	24,174
Spring View Health and Rehab Center	1,825	19,145	2,555	1,095	24,620
<b>GRAYSON County Total:</b>	<b>5,388</b>	<b>36,437</b>	<b>5,702</b>	<b>1,267</b>	<b>48,794</b>

**2023 ANNUAL KENTUCKY LONG TERM CARE UTILIZATION AND SERVICE REPORT**

**Table 8 - Payor Source- Nursing Facility Beds**

**Number of Patient Days by Primary Payor Source**

<b>ADD / Facility</b>	<b>Medicare</b>	<b>Medicaid</b>	<b>Private</b>	<b>Other</b>	<b>Total</b>
<b>HARDIN</b>					
Baptist Health Hardin (NF)	3,498	0	6	11	3,515
Elizabethtown Nursing and Rehab	1,997	17,264	1,388	322	20,971
Helmwood Healthcare Center and Elizabeth Sanford Swope Personal Care	2,232	2,468	2,205	0	6,905
Kensington Center	1,842	22,404	1,437	1,884	27,567
Radcliff Veterans Center	366	1,831	4,392	14,274	20,863
Signature Healthcare at North Hardin Rehab	5,619	27,436	2,710	4,514	40,279
Signature Healthcare of Elizabethtown	4,667	19,385	3,295	8,444	35,791
<b>HARDIN County Total:</b>	<b>20,221</b>	<b>90,788</b>	<b>15,433</b>	<b>29,449</b>	<b>155,891</b>
<b>LARUE</b>					
Sunrise Manor Nursing Home	4,815	33,802	4,118	0	42,735
<b>LARUE County Total:</b>	<b>4,815</b>	<b>33,802</b>	<b>4,118</b>	<b>0</b>	<b>42,735</b>
<b>MARION</b>					
Loretto Living Center at Loretto Motherhouse Infirmary, Inc.	770	10,259	4,171	0	15,200
The Village of Lebanon II, LLC (NF)	2,581	11,037	4,031	40	17,689
<b>MARION County Total:</b>	<b>3,351</b>	<b>21,296</b>	<b>8,202</b>	<b>40</b>	<b>32,889</b>
<b>MEADE</b>					
Brandenburg Nursing and Rehabilitation	1,398	15,086	935	1,590	19,009
<b>MEADE County Total:</b>	<b>1,398</b>	<b>15,086</b>	<b>935</b>	<b>1,590</b>	<b>19,009</b>
<b>NELSON</b>					
Flaget Memorial Hospital NF	0	0	0	0	0
Landmark of Bardstown Rehab and Nursing	3,100	23,033	3,830	900	30,863
Signature Healthcare at Colonial Rehab	1,492	13,443	1,656	1,456	18,047
<b>NELSON County Total:</b>	<b>4,592</b>	<b>36,476</b>	<b>5,486</b>	<b>2,356</b>	<b>48,910</b>



## 2023 ANNUAL KENTUCKY LONG TERM CARE UTILIZATION AND SERVICE REPORT

### Table 8 - Payor Source- Nursing Facility Beds

Number of Patient Days by Primary Payor Source

ADD / Facility	Medicare	Medicaid	Private	Other	Total
<b>WASHINGTON</b>					
Sansbury Care Center	430	12,966	1,586	0	14,982
Springfield Nursing and Rehabilitation Center	18,590	1,432	1,230	0	21,252
<b>WASHINGTON County Total:</b>	<b>19,020</b>	<b>14,398</b>	<b>2,816</b>	<b>0</b>	<b>36,234</b>
<b>ADD: 5 Total</b>	<b>61,343</b>	<b>270,828</b>	<b>44,532</b>	<b>34,822</b>	<b>411,525</b>
<b>ADD:6</b>					
<b>BULLITT</b>					
Bedrock HC at Green Meadows	6,197	23,985	4,039	29	34,250
Sanders Ridge Health Campus	4,426	8,363	5,137	1,272	19,198
<b>BULLITT County Total:</b>	<b>10,623</b>	<b>32,348</b>	<b>9,176</b>	<b>1,301</b>	<b>53,448</b>
<b>HENRY</b>					
New Castle Nursing and Rehab	1,959	16,884	1,303	0	20,146
<b>HENRY County Total:</b>	<b>1,959</b>	<b>16,884</b>	<b>1,303</b>	<b>0</b>	<b>20,146</b>
<b>JEFFERSON</b>					
Cherokee Park Rehabilitation	2,279	24,522	4,165	2,360	33,326
Christian Health Center of Louisville	1,508	26,821	296	3,222	31,847
Clifton Oaks Care Center	1,354	31,649	996	476	34,475
Episcopal Church Home	241	1,645	5,238	0	7,124
Essex Nursing and Rehabilitation Center	5,922	33,121	3,359	0	42,402
Forest Springs Health Campus	7,910	2,369	7,804	108	18,191
Franciscan Health Care Center	6,332	10,483	4,566	5,863	27,244
Glen Ridge Health Campus	10,059	4,670	6,195	0	20,924
Highlands Nursing and Rehabilitation Center	1,515	44,866	4,461	459	51,301
Hillcreek Rehabilitation and Care	803	19,431	1,359	832	22,425
Home of the Innocents	0	26,958	0	0	26,958
Jeffersontown Rehabilitation	1,801	25,843	2,006	2,654	32,304
Kindred Hospital - Louisville (SNF)	1,493	12,040	721	421	14,675

**2023 ANNUAL KENTUCKY LONG TERM CARE UTILIZATION AND SERVICE REPORT**

**Table 8 - Payor Source- Nursing Facility Beds**

**Number of Patient Days by Primary Payor Source**

<b>ADD / Facility</b>	<b>Medicare</b>	<b>Medicaid</b>	<b>Private</b>	<b>Other</b>	<b>Total</b>
Klondike Center	1,500	17,840	1,320	147	20,807
Landmark of Iroquois Park and Nursing Center	1,698	25,260	2,286	2,277	31,521
Landmark of Louisville Rehab and Nursing	2,915	54,521	3,660	3,626	64,722
Landmark of River City Rehabilitation and Nursing	365	29,930	0	1,825	32,120
Little Sisters of the Poor	610	9,947	506	121	11,184
Louisville East Post Acute	3,824	45,772	3,338	9,056	61,990
Lyndon Woods Care and Rehabilitation	2,663	35,057	1,776	841	40,337
Masonic Home of Louisville	7,946	14,998	20,130	3,493	46,567
Nazareth Home	6,861	14,466	19,530	0	40,857
Nazareth Home Clifton	7,442	18,267	8,603	0	34,312
Park Terrace Health Campus	8,054	24,162	10,436	0	365
Regency Center	2,185	28,231	2,410	453	33,279
Regis Woods	0	0	0	0	0
Rivers Edge Nursing and Rehabilitation Center	2,952	25,402	2,318	80	30,752
Seneca Place	8,506	28,584	4,408	2,667	44,165
Signature Healthcare at Glenview	0	0	0	0	0
Signature Healthcare at Jefferson Manor Rehab	4,263	20,235	2,154	105	26,757
Signature Healthcare at Jefferson Place Rehab	12,252	5,821	7,301	804	26,178
Signature Healthcare at Meadowview Rehab	0	0	0	0	0
Signature Healthcare at Rockford Rehab	11,311	18,792	737	2,900	33,740
Signature Healthcare at Summerfield Rehab and Wellness	11,130	21,728	633	2,607	36,098
Signature Healthcare at U of L Mary & Elizabeth Hosp	619	0	7	0	626
Signature Healthcare of East Louisville	2,529	21,459	1,138	11,404	36,530
Signature Healthcare of South Louisville	2,752	16,077	8,883	661	28,373
St. Matthews Care Center	0	0	0	0	0

## 2023 ANNUAL KENTUCKY LONG TERM CARE UTILIZATION AND SERVICE REPORT

### Table 8 - Payor Source- Nursing Facility Beds

Number of Patient Days by Primary Payor Source

ADD / Facility	Medicare	Medicaid	Private	Other	Total
Sycamore Heights Health and Rehab	2,454	31,854	732	0	35,040
The Springs at Stony Brook	4,211	8,192	8,959	1,405	22,767
The Willows at Springhurst	4,325	8,118	3,088	2,287	17,818
Treyton Oaks Towers	2,584	8,415	6,792	0	17,791
Valhalla Post Acute	9,705	37,781	7,569	802	55,857
Wesley Manor	589	18,305	2,989	202	22,085
Westminster Terrace	111	4,293	172	254	4,830
Westport Place Health Campus	10,182	1,767	8,131	0	20,080
<b>JEFFERSON County Total:</b>	<b>177,755</b>	<b>859,692</b>	<b>181,172</b>	<b>64,412</b>	<b>1,240,744</b>
OLDHAM					
Friendship Health and Rehab	0	0	0	0	0
Richwood Nursing and Rehab	3,196	28,536	3,808	4,201	39,741
The Springs at Oldham Reserve	2,122	205	2,513	465	5,305
<b>OLDHAM County Total:</b>	<b>5,318</b>	<b>28,741</b>	<b>6,321</b>	<b>4,666</b>	<b>45,046</b>
SHELBY					
Crestview Center	1,255	6,375	1,800	745	10,175
Masonic Home of Shelbyville	4,817	16,232	5,740	710	27,499
<b>SHELBY County Total:</b>	<b>6,072</b>	<b>22,607</b>	<b>7,540</b>	<b>1,455</b>	<b>37,674</b>
SPENCER					
Signature Healthcare of Spencer County	1,959	24,174	2,158	1,912	30,203
<b>SPENCER County Total:</b>	<b>1,959</b>	<b>24,174</b>	<b>2,158</b>	<b>1,912</b>	<b>30,203</b>
TRIMBLE					
Bedford Springs Health and Rehabilitation	1,382	14,553	1,824	218	17,977
<b>TRIMBLE County Total:</b>	<b>1,382</b>	<b>14,553</b>	<b>1,824</b>	<b>218</b>	<b>17,977</b>
<b>ADD: 6 Total</b>	<b>205,068</b>	<b>998,999</b>	<b>209,494</b>	<b>73,964</b>	<b>1,445,238</b>

## 2023 ANNUAL KENTUCKY LONG TERM CARE UTILIZATION AND SERVICE REPORT

### Table 8 - Payor Source- Nursing Facility Beds

Number of Patient Days by Primary Payor Source

ADD / Facility	Medicare	Medicaid	Private	Other	Total
<b>ADD:7</b>					
<b>BOONE</b>					
Boonespring Transitional Care Center	8,323	32,457	5,953	1,088	47,821
Bridge Point Center	2,981	42,975	642	0	46,598
Florence Park Care Center	4,331	31,452	5,341	1,664	42,788
St. Elizabeth Edgewood SNF	2,044	0	31	3,035	5,110
<b>BOONE County Total:</b>	<b>17,679</b>	<b>106,884</b>	<b>11,967</b>	<b>5,787</b>	<b>142,317</b>
<b>CAMPBELL</b>					
Carmel Manor	1,579	13,850	12,321	2,425	30,175
Coldspring Transitional Care Center	4,152	32,969	2,870	4,279	44,270
Highlandspring of Ft Thomas	4,510	26,329	8,528	4,462	43,829
St. Elizabeth FT Thomas SNF	2,104	0	27	3,129	5,260
The Seasons at Alexandria	3,637	20,259	7,765	6,632	38,293
<b>CAMPBELL County Total:</b>	<b>15,982</b>	<b>93,407</b>	<b>31,511</b>	<b>20,927</b>	<b>161,827</b>
<b>CARROLL</b>					
Signature Healthcare of Carrollton Rehab	2,237	15,866	1,444	53	19,600
<b>CARROLL County Total:</b>	<b>2,237</b>	<b>15,866</b>	<b>1,444</b>	<b>53</b>	<b>19,600</b>
<b>GALLATIN</b>					
Gallatin Nursing and Rehab	3,015	32,997	4,297	0	40,309
<b>GALLATIN County Total:</b>	<b>3,015</b>	<b>32,997</b>	<b>4,297</b>	<b>0</b>	<b>40,309</b>
<b>GRANT</b>					
Grant Healthcare and Rehabilitation	1,360	23,453	3,010	1,702	29,525
<b>GRANT County Total:</b>	<b>1,360</b>	<b>23,453</b>	<b>3,010</b>	<b>1,702</b>	<b>29,525</b>
<b>KENTON</b>					
Emerald Trace	13,744	0	8,448	0	22,192
Madonna Manor	4,579	7,326	5,602	1,529	19,036

## 2023 ANNUAL KENTUCKY LONG TERM CARE UTILIZATION AND SERVICE REPORT

### Table 8 - Payor Source- Nursing Facility Beds

Number of Patient Days by Primary Payor Source

ADD / Facility	Medicare	Medicaid	Private	Other	Total
Rosedale Green	2,669	37,254	15,396	0	55,319
The Pavilion at Kenton	2,194	22,591	772	1,575	27,132
Village Care Center	3,944	20,017	7,152	965	32,078
Villaspring of Erlanger	3,465	27,807	5,583	7,656	44,511
Woodcrest Nursing and Rehabilitation Center	1,498	34,957	2,284	1,082	39,821
<b>KENTON County Total:</b>	<b>32,093</b>	<b>149,952</b>	<b>45,237</b>	<b>12,807</b>	<b>240,089</b>
OWEN					
Owenton Healthcare and Rehabilitation	2,338	22,634	1,331	3,052	29,355
<b>OWEN County Total:</b>	<b>2,338</b>	<b>22,634</b>	<b>1,331</b>	<b>3,052</b>	<b>29,355</b>
PENDLETON					
River Valley Nursing Home	2,050	11,855	3,955	718	18,578
<b>PENDLETON County Total:</b>	<b>2,050</b>	<b>11,855</b>	<b>3,955</b>	<b>718</b>	<b>18,578</b>
<b>ADD: 7 Total</b>	<b>76,754</b>	<b>457,048</b>	<b>102,752</b>	<b>45,046</b>	<b>681,600</b>
<b>ADD:8</b>					
BRACKEN					
Perkins Country Manor	1,570	7,993	676	361	10,600
<b>BRACKEN County Total:</b>	<b>1,570</b>	<b>7,993</b>	<b>676</b>	<b>361</b>	<b>10,600</b>
FLEMING					
Pioneer Trace Nursing Home	3,201	20,135	3,582	0	26,918
<b>FLEMING County Total:</b>	<b>3,201</b>	<b>20,135</b>	<b>3,582</b>	<b>0</b>	<b>26,918</b>
LEWIS					
Vanceburg Rehabilitation and Care	2,743	27,718	948	617	32,026
<b>LEWIS County Total:</b>	<b>2,743</b>	<b>27,718</b>	<b>948</b>	<b>617</b>	<b>32,026</b>
MASON					
Maysville Nursing and Rehabilitation Facility	5,943	31,408	4,659	2,145	44,155
<b>MASON County Total:</b>	<b>5,943</b>	<b>31,408</b>	<b>4,659</b>	<b>2,145</b>	<b>44,155</b>

**2023 ANNUAL KENTUCKY LONG TERM CARE UTILIZATION AND SERVICE REPORT**

**Table 8 - Payor Source- Nursing Facility Beds**

**Number of Patient Days by Primary Payor Source**

<b>ADD / Facility</b>	<b>Medicare</b>	<b>Medicaid</b>	<b>Private</b>	<b>Other</b>	<b>Total</b>
<b>ROBERTSON</b>					
Robertson County Health Care Facility	2,693	14,681	2,613	884	20,871
<b>ROBERTSON County Total:</b>	<b>2,693</b>	<b>14,681</b>	<b>2,613</b>	<b>884</b>	<b>20,871</b>
<b>ADD: 8 Total</b>	<b>16,150</b>	<b>101,935</b>	<b>12,478</b>	<b>4,007</b>	<b>134,570</b>
<b>ADD:9</b>					
<b>BATH</b>					
Ridgeway Nursing and Rehabilitation	3,242	27,851	3,183	0	34,276
<b>BATH County Total:</b>	<b>3,242</b>	<b>27,851</b>	<b>3,183</b>	<b>0</b>	<b>34,276</b>
<b>MENIFEE</b>					
Edgewood Estates	717	11,889	1,770	0	14,376
<b>MENIFEE County Total:</b>	<b>717</b>	<b>11,889</b>	<b>1,770</b>	<b>0</b>	<b>14,376</b>
<b>MONTGOMERY</b>					
Windsor Care Center	7,158	28,651	6,531	0	42,340
<b>MONTGOMERY County Total:</b>	<b>7,158</b>	<b>28,651</b>	<b>6,531</b>	<b>0</b>	<b>42,340</b>
<b>MORGAN</b>					
West Liberty Nursing and Rehabilitation Center	1,561	13,528	1,145	0	16,234
<b>MORGAN County Total:</b>	<b>1,561</b>	<b>13,528</b>	<b>1,145</b>	<b>0</b>	<b>16,234</b>
<b>ROWAN</b>					
Life Care Center of Morehead	3,791	26,768	2,596	196	33,351
St. Claire Medical Center TCU	0	0	0	0	0
<b>ROWAN County Total:</b>	<b>3,791</b>	<b>26,768</b>	<b>2,596</b>	<b>196</b>	<b>33,351</b>
<b>ADD: 9 Total</b>	<b>16,469</b>	<b>108,687</b>	<b>15,225</b>	<b>196</b>	<b>140,577</b>

**2023 ANNUAL KENTUCKY LONG TERM CARE UTILIZATION AND SERVICE REPORT**

**Table 8 - Payor Source- Nursing Facility Beds**

**Number of Patient Days by Primary Payor Source**

<b>ADD / Facility</b>	<b>Medicare</b>	<b>Medicaid</b>	<b>Private</b>	<b>Other</b>	<b>Total</b>
<b>ADD:10</b>					
<b>BOYD</b>					
Boyd Nursing and Rehabilitation Center	937	15,447	1,038	2,288	19,710
King's Daughters Rehab and Skilled Nursing Facility	0	0	0	0	0
Kingsbrook Lifecare Center	11,039	27,981	7,761	0	46,781
Woodland Oaks	4,017	24,482	6,406	4,199	39,104
<b>BOYD County Total:</b>	<b>15,993</b>	<b>67,910</b>	<b>15,205</b>	<b>6,487</b>	<b>105,595</b>
<b>CARTER</b>					
Carter Nursing and Rehabilitation Center	3,594	34,132	2,186	1,957	41,869
<b>CARTER County Total:</b>	<b>3,594</b>	<b>34,132</b>	<b>2,186</b>	<b>1,957</b>	<b>41,869</b>
<b>ELLIOTT</b>					
Elliott Nursing and Rehabilitation Center	3,444	20,165	2,191	24	25,824
<b>ELLIOTT County Total:</b>	<b>3,444</b>	<b>20,165</b>	<b>2,191</b>	<b>24</b>	<b>25,824</b>
<b>GREENUP</b>					
Oakmont Manor	8,142	17,863	3,261	0	29,266
South Shore Nursing and Rehabilitation Center	0	0	0	0	19,242
Wurtland Nursing and Rehabilitation Center	4,065	31,300	2,310	1,378	39,053
<b>GREENUP County Total:</b>	<b>12,207</b>	<b>49,163</b>	<b>5,571</b>	<b>1,378</b>	<b>87,561</b>
<b>LAWRENCE</b>					
The Jordan Center	1,020	17,405	2,246	668	21,339
<b>LAWRENCE County Total:</b>	<b>1,020</b>	<b>17,405</b>	<b>2,246</b>	<b>668</b>	<b>21,339</b>
<b>ADD: 10 Total</b>	<b>36,258</b>	<b>188,775</b>	<b>27,399</b>	<b>10,514</b>	<b>282,188</b>

**ADD:11**

<b>FLOYD</b>					
Highlands ARH Regional Medical Center (NF)	0	0	0	0	0

**2023 ANNUAL KENTUCKY LONG TERM CARE UTILIZATION AND SERVICE REPORT**

**Table 8 - Payor Source- Nursing Facility Beds**

**Number of Patient Days by Primary Payor Source**

<b>ADD / Facility</b>	<b>Medicare</b>	<b>Medicaid</b>	<b>Private</b>	<b>Other</b>	<b>Total</b>
Prestonsburg Health Care Center	1,410	8,294	826	6,364	16,894
Riverview Health Care Center	5,909	28,520	2,913	0	37,342
<b>FLOYD County Total:</b>	<b>7,319</b>	<b>36,814</b>	<b>3,739</b>	<b>6,364</b>	<b>54,236</b>
<b>JOHNSON</b>					
Mountain Manor of Paintsville	4,582	27,008	6,019	228	37,837
<b>JOHNSON County Total:</b>	<b>4,582</b>	<b>27,008</b>	<b>6,019</b>	<b>228</b>	<b>37,837</b>
<b>MAGOFFIN</b>					
Salyersville Nursing and Rehabilitation Center	3,123	33,950	331	0	37,404
<b>MAGOFFIN County Total:</b>	<b>3,123</b>	<b>33,950</b>	<b>331</b>	<b>0</b>	<b>37,404</b>
<b>MARTIN</b>					
Martin County Health Care Facility	2,446	16,747	1,962	490	21,645
<b>MARTIN County Total:</b>	<b>2,446</b>	<b>16,747</b>	<b>1,962</b>	<b>490</b>	<b>21,645</b>
<b>PIKE</b>					
Good Shepherd Community Nursing Center	4,048	32,547	1,128	823	38,546
Landmark of Elkhorn City Rehabilitation	5,451	26,423	3,347	296	35,517
Parkview Post-Acute and Rehabilitation Center	0	0	0	0	0
Pikeville Nursing and Rehab Center	4,071	26,897	1,603	1,215	33,786
Tug Valley ARH Skilled Nursing Facility	1,686	5,968	0	0	7,654
<b>PIKE County Total:</b>	<b>15,256</b>	<b>91,835</b>	<b>6,078</b>	<b>2,334</b>	<b>115,503</b>
<b>ADD: 11 Total</b>	<b>32,726</b>	<b>206,354</b>	<b>18,129</b>	<b>9,416</b>	<b>266,625</b>
<b>ADD:12</b>					
<b>BREATHITT</b>					
Landmark of Breathitt County Rehabilitation and Nursing Center, LLC	2,431	13,971	942	675	18,019
<b>BREATHITT County Total:</b>	<b>2,431</b>	<b>13,971</b>	<b>942</b>	<b>675</b>	<b>18,019</b>



## 2023 ANNUAL KENTUCKY LONG TERM CARE UTILIZATION AND SERVICE REPORT

### Table 8 - Payor Source- Nursing Facility Beds

Number of Patient Days by Primary Payor Source

ADD / Facility	Medicare	Medicaid	Private	Other	Total
<b>KNOTT</b>					
Knott County Health and Rehabilitation Center	689	27,569	2,864	508	31,630
<b>KNOTT County Total:</b>	<b>689</b>	<b>27,569</b>	<b>2,864</b>	<b>508</b>	<b>31,630</b>
<b>LEE</b>					
Lee County Care and Rehabilitation Center	4,065	30,742	2,886	25	37,718
<b>LEE County Total:</b>	<b>4,065</b>	<b>30,742</b>	<b>2,886</b>	<b>25</b>	<b>37,718</b>
<b>LESLIE</b>					
Hyden Health and Rehabilitation Center	1,901	28,066	1,304	340	31,611
<b>LESLIE County Total:</b>	<b>1,901</b>	<b>28,066</b>	<b>1,304</b>	<b>340</b>	<b>31,611</b>
<b>LETCHER</b>					
Letcher Manor	5,499	38,464	2,528	0	46,491
<b>LETCHER County Total:</b>	<b>5,499</b>	<b>38,464</b>	<b>2,528</b>	<b>0</b>	<b>46,491</b>
<b>OWSLEY</b>					
Owsley County Health Care Center	1,853	25,638	236	127	27,854
<b>OWSLEY County Total:</b>	<b>1,853</b>	<b>25,638</b>	<b>236</b>	<b>127</b>	<b>27,854</b>
<b>PERRY</b>					
Hazard Health and Rehabilitation Center	2,486	48,716	4,254	0	55,456
Paul E Patton Eastern Ky Veterans Center	149	11,242	15,598	121	27,110
<b>PERRY County Total:</b>	<b>2,635</b>	<b>59,958</b>	<b>19,852</b>	<b>121</b>	<b>82,566</b>
<b>WOLFE</b>					
Wolfe County Health and Rehabilitation Center	1,358	29,537	3,246	1,202	35,343
<b>WOLFE County Total:</b>	<b>1,358</b>	<b>29,537</b>	<b>3,246</b>	<b>1,202</b>	<b>35,343</b>
<b>ADD: 12 Total</b>	<b>20,431</b>	<b>253,945</b>	<b>33,858</b>	<b>2,998</b>	<b>311,232</b>

## 2023 ANNUAL KENTUCKY LONG TERM CARE UTILIZATION AND SERVICE REPORT

### Table 8 - Payor Source- Nursing Facility Beds

#### Number of Patient Days by Primary Payor Source

ADD / Facility	Medicare	Medicaid	Private	Other	Total
ADD:13					
BELL					
Middlesboro Nursing and Rehab	5,472	21,958	5,113	0	32,543
Mountain View Nursing and Rehab Ctr	1,769	18,496	610	0	20,875
Pineville Community Hospital LTC	0	0	0	0	0
<b>BELL County Total:</b>	<b>7,241</b>	<b>40,454</b>	<b>5,723</b>	<b>0</b>	<b>53,418</b>
CLAY					
Landmark of Laurel Creek Rehab and Nursing	5,530	26,619	1,353	0	33,502
<b>CLAY County Total:</b>	<b>5,530</b>	<b>26,619</b>	<b>1,353</b>	<b>0</b>	<b>33,502</b>
HARLAN					
Harlan Health and Rehabilitation Center	1,297	38,154	1,728	0	41,179
Tri-Cities Nursing and Rehabilitation Center	2,943	18,383	640	197	22,163
<b>HARLAN County Total:</b>	<b>4,240</b>	<b>56,537</b>	<b>2,368</b>	<b>197</b>	<b>63,342</b>
JACKSON					
Signature HealthCare at Jackson Manor	2,588	12,718	642	1	15,949
<b>JACKSON County Total:</b>	<b>2,588</b>	<b>12,718</b>	<b>642</b>	<b>1</b>	<b>15,949</b>
KNOX					
Barbourville Health and Rehabilitation Center	2,138	35,003	2,789	1,060	40,990
Christian Health Center - Corbin	2,667	24,973	3,575	2,097	33,312
<b>KNOX County Total:</b>	<b>4,805</b>	<b>59,976</b>	<b>6,364</b>	<b>3,157</b>	<b>74,302</b>
LAUREL					
Hillcrest Health and Rehabilitation Center	1,992	26,142	2,512	1,419	32,065
Laurel Heights Home for the Elderly	1,651	39,324	6,419	2,073	49,467
<b>LAUREL County Total:</b>	<b>3,643</b>	<b>65,466</b>	<b>8,931</b>	<b>3,492</b>	<b>81,532</b>
ROCKCASTLE					
Rockcastle Health and Rehabilitation Center	3,045	20,830	5,416	0	29,291

## 2023 ANNUAL KENTUCKY LONG TERM CARE UTILIZATION AND SERVICE REPORT

### Table 8 - Payor Source- Nursing Facility Beds

#### Number of Patient Days by Primary Payor Source

ADD / Facility	Medicare	Medicaid	Private	Other	Total
Rockcastle Regional Hospital and Respiratory Care	2,023	33,903	2,201	702	38,829
<b>ROCKCASTLE County Total:</b>	<b>5,068</b>	<b>54,733</b>	<b>7,617</b>	<b>702</b>	<b>68,120</b>
WHITLEY					
Corbin Health and Rehabilitation Center	2,970	26,588	1,700	0	31,258
The Heritage	3,112	20,372	3,717	1,729	28,930
Williamsburg Health and Rehabilitation Center	2,834	27,607	4,272	773	35,486
<b>WHITLEY County Total:</b>	<b>8,916</b>	<b>74,567</b>	<b>9,689</b>	<b>2,502</b>	<b>95,674</b>
<b>ADD: 13 Total</b>	<b>42,031</b>	<b>391,070</b>	<b>42,687</b>	<b>10,051</b>	<b>485,839</b>
ADD:14					
ADAIR					
Signature Healthcare at Summit Manor Rehab	5,024	20,985	1,975	0	27,984
<b>ADAIR County Total:</b>	<b>5,024</b>	<b>20,985</b>	<b>1,975</b>	<b>0</b>	<b>27,984</b>
CASEY					
Liberty Care and Rehabilitation Center	4,153	23,395	2,280	84	29,912
<b>CASEY County Total:</b>	<b>4,153</b>	<b>23,395</b>	<b>2,280</b>	<b>84</b>	<b>29,912</b>
CLINTON					
Clinton County Care and Rehabilitation Center	2,258	13,072	1,529	61	16,920
<b>CLINTON County Total:</b>	<b>2,258</b>	<b>13,072</b>	<b>1,529</b>	<b>61</b>	<b>16,920</b>
CUMBERLAND					
Cumberland Valley Nursing and Rehabilitation Center	4,201	18,600	2,100	0	24,901
<b>CUMBERLAND County Total:</b>	<b>4,201</b>	<b>18,600</b>	<b>2,100</b>	<b>0</b>	<b>24,901</b>
GREEN					
Green Hill Rehabilitation and Care	3,582	28,409	3,200	29	35,220

## 2023 ANNUAL KENTUCKY LONG TERM CARE UTILIZATION AND SERVICE REPORT

### Table 8 - Payor Source- Nursing Facility Beds

#### Number of Patient Days by Primary Payor Source

ADD / Facility	Medicare	Medicaid	Private	Other	Total
McDowell Skilled Nursing Facility	0	0	0	0	0
<b>GREEN County Total:</b>	<b>3,582</b>	<b>28,409</b>	<b>3,200</b>	<b>29</b>	<b>35,220</b>
<b>MCCREARY</b>					
Signature Healthcare of McCreary County Rehab	1,400	13,336	3,617	0	18,353
<b>MCCREARY County Total:</b>	<b>1,400</b>	<b>13,336</b>	<b>3,617</b>	<b>0</b>	<b>18,353</b>
<b>PULASKI</b>					
Cumberland Nursing and Rehabilitation Center	3,634	25,206	1,866	0	30,706
Lake Cumberland Regional Hospital SCU	1,385	0	1,977	97	3,459
Somerset Nursing and Rehabilitation Facility	6,336	32,041	5,014	0	43,391
Somerwoods Nursing and Rehabilitation	4,322	30,380	3,461	3,205	41,368
<b>PULASKI County Total:</b>	<b>15,677</b>	<b>87,627</b>	<b>12,318</b>	<b>3,302</b>	<b>118,924</b>
<b>RUSSELL</b>					
Fair Oaks Health Systems	2,270	27,941	4,744	0	34,955
<b>RUSSELL County Total:</b>	<b>2,270</b>	<b>27,941</b>	<b>4,744</b>	<b>0</b>	<b>34,955</b>
<b>TAYLOR</b>					
Campbellsville Nursing and Rehabilitation	4,070	16,120	1,066	1,737	22,993
The Grandview Nursing and Rehabilitation Facility	6,266	15,381	5,068	1,118	27,833
<b>TAYLOR County Total:</b>	<b>10,336</b>	<b>31,501</b>	<b>6,134</b>	<b>2,855</b>	<b>50,826</b>
<b>WAYNE</b>					
Hicks Golden Years Nursing Home	0	0	0	0	20,545
<b>WAYNE County Total:</b>	<b>0</b>	<b>0</b>	<b>0</b>	<b>0</b>	<b>20,545</b>
<b>ADD: 14 Total</b>	<b>48,901</b>	<b>264,866</b>	<b>37,897</b>	<b>6,331</b>	<b>378,540</b>

**2023 ANNUAL KENTUCKY LONG TERM CARE UTILIZATION AND SERVICE REPORT**

**Table 8 - Payor Source- Nursing Facility Beds**

**Number of Patient Days by Primary Payor Source**

<b>ADD / Facility</b>	<b>Medicare</b>	<b>Medicaid</b>	<b>Private</b>	<b>Other</b>	<b>Total</b>
<b>ADD:15</b>					
<b>ANDERSON</b>					
Signature Healthcare at Heritage Hall Rehab	4,037	19,008	3,759	0	26,804
<b>ANDERSON County Total:</b>	<b>4,037</b>	<b>19,008</b>	<b>3,759</b>	<b>0</b>	<b>26,804</b>
<b>BOURBON</b>					
Bourbon Heights	1,208	19,471	767	0	21,446
<b>BOURBON County Total:</b>	<b>1,208</b>	<b>19,471</b>	<b>767</b>	<b>0</b>	<b>21,446</b>
<b>BOYLE</b>					
Danville Center for Health	3,919	19,398	5,042	0	28,359
Landmark of Danville Rehabilitation and Nursing Center, LLC	3,506	21,548	5,459	0	30,513
<b>BOYLE County Total:</b>	<b>7,425</b>	<b>40,946</b>	<b>10,501</b>	<b>0</b>	<b>58,872</b>
<b>CLARK</b>					
Clark Regional Medical Center Transitional Care Unit	203	142	2	59	406
Fountain Circle Care and Rehab Ctr	6,321	37,435	2,734	60	46,550
<b>CLARK County Total:</b>	<b>6,524</b>	<b>37,577</b>	<b>2,736</b>	<b>119</b>	<b>46,956</b>
<b>ESTILL</b>					
Irvine Nursing and Rehabilitation	3,043	24,167	688	1,238	29,136
<b>ESTILL County Total:</b>	<b>3,043</b>	<b>24,167</b>	<b>688</b>	<b>1,238</b>	<b>29,136</b>
<b>FAYETTE</b>					
Bluegrass Care and Rehabilitation Center	2,118	30,813	1,419	4,880	39,230
Cambridge Nursing & Rehabilitation Center	2,219	25,611	3,382	1,607	32,819
Cardinal Hill Rehab Unit	10,500	0	447	93	11,040
Homestead Post Acute	7,602	29,390	1,870	5,388	44,250
Lexington Country Place	3,077	7,434	17,239	1,474	29,224
Lexington Premier Nursing and Rehab, LLC	4,391	29,050	4,397	765	38,603

**2023 ANNUAL KENTUCKY LONG TERM CARE UTILIZATION AND SERVICE REPORT**

**Table 8 - Payor Source- Nursing Facility Beds**

**Number of Patient Days by Primary Payor Source**

<b>ADD / Facility</b>	<b>Medicare</b>	<b>Medicaid</b>	<b>Private</b>	<b>Other</b>	<b>Total</b>
Mayfair Manor	4,032	14,956	3,917	3,823	26,728
Northpoint Lexington Healthcare Center	2,920	35,770	8,030	3,650	50,370
Pine Meadows Post Acute	5,545	30,873	2,423	2,274	41,115
Sayre Christian Village Nursing Home	5,887	33,780	11,157	1,036	51,860
Signature Healthcare at Tanbark Rehab	6,073	0	282	0	6,355
The Willows at Citation	3,345	4,178	6,962	2,714	17,199
The Willows at Fritz Farm	6,544	3,423	8,305	0	18,272
The Willows at Hamburg	3,708	5,907	8,858	0	18,473
<b>FAYETTE County Total:</b>	<b>67,961</b>	<b>251,185</b>	<b>78,688</b>	<b>27,704</b>	<b>425,538</b>
<b>FRANKLIN</b>					
Bradford Square Center	1,471	17,989	1,099	1,364	21,923
Frankfort Rehab and Care	4,022	20,633	2,323	1,132	28,110
<b>FRANKLIN County Total:</b>	<b>5,493</b>	<b>38,622</b>	<b>3,422</b>	<b>2,496</b>	<b>50,033</b>
<b>GARRARD</b>					
Landmark of Lancaster Rehabilitation and Nursing	3,416	21,680	4,146	1,830	31,072
<b>GARRARD County Total:</b>	<b>3,416</b>	<b>21,680</b>	<b>4,146</b>	<b>1,830</b>	<b>31,072</b>
<b>HARRISON</b>					
Cedar Ridge Health Campus	4,814	7,040	4,571	0	16,425
Edgemont Healthcare	500	21,977	397	0	22,874
Grand Haven Nursing Home	706	14,199	1,864	441	17,210
<b>HARRISON County Total:</b>	<b>6,020</b>	<b>43,216</b>	<b>6,832</b>	<b>441</b>	<b>56,509</b>
<b>JESSAMINE</b>					
Nicholasville Nursing and Rehabilitation	1,328	16,068	1,943	3,140	22,479
Thomson Hood Veterans Center	1,516	12,044	19,585	9,266	42,411
<b>JESSAMINE County Total:</b>	<b>2,844</b>	<b>28,112</b>	<b>21,528</b>	<b>12,406</b>	<b>64,890</b>

**2023 ANNUAL KENTUCKY LONG TERM CARE UTILIZATION AND SERVICE REPORT**

**Table 8 - Payor Source- Nursing Facility Beds**

**Number of Patient Days by Primary Payor Source**

<b>ADD / Facility</b>	<b>Medicare</b>	<b>Medicaid</b>	<b>Private</b>	<b>Other</b>	<b>Total</b>
<b>LINCOLN</b>					
Stanford Care and Rehab	2,598	31,457	2,136	3,854	40,045
<b>LINCOLN County Total:</b>	<b>2,598</b>	<b>31,457</b>	<b>2,136</b>	<b>3,854</b>	<b>40,045</b>
<b>MADISON</b>					
Berea Health and Rehabilitation	1,600	21,642	3,183	930	27,355
Kenwood Health and Rehabilitation Center	4,546	23,983	2,276	944	31,749
Madison Health and Rehabilitation Center	1,494	24,411	868	29	26,802
Telford Terrace	1,174	95	5,443	0	6,712
The Terrace Nursing and Rehabilitation	5,096	23,853	5,992	0	34,941
<b>MADISON County Total:</b>	<b>13,910</b>	<b>93,984</b>	<b>17,762</b>	<b>1,903</b>	<b>127,559</b>
<b>MERCER</b>					
Harrodsburg Health and Rehab Ctr	3,284	26,363	3,009	200	32,856
The Willows at Harrodsburg	2,607	4,862	3,288	2,018	12,775
<b>MERCER County Total:</b>	<b>5,891</b>	<b>31,225</b>	<b>6,297</b>	<b>2,218</b>	<b>45,631</b>
<b>NICHOLAS</b>					
Johnson Mathers Nursing Home	0	0	0	0	0
<b>NICHOLAS County Total:</b>	<b>0</b>	<b>0</b>	<b>0</b>	<b>0</b>	<b>0</b>
<b>POWELL</b>					
Stanton Nursing and Rehabilitation Center	1,751	23,799	611	0	26,161
<b>POWELL County Total:</b>	<b>1,751</b>	<b>23,799</b>	<b>611</b>	<b>0</b>	<b>26,161</b>
<b>SCOTT</b>					
Dover Nursing and Rehabilitation	3,305	23,139	2,236	0	28,680
Signature Healthcare of Georgetown	5,940	14,116	2,029	21	22,106
<b>SCOTT County Total:</b>	<b>9,245</b>	<b>37,255</b>	<b>4,265</b>	<b>21</b>	<b>50,786</b>

**2023 ANNUAL KENTUCKY LONG TERM CARE UTILIZATION AND SERVICE REPORT**

**Table 8 - Payor Source- Nursing Facility Beds**

**Number of Patient Days by Primary Payor Source**

<b>ADD / Facility</b>	<b>Medicare</b>	<b>Medicaid</b>	<b>Private</b>	<b>Other</b>	<b>Total</b>
WOODFORD					
The Homeplace At Midway	605	4,084	3,295	59	8,043
<b>WOODFORD County Total:</b>	<b>605</b>	<b>4,084</b>	<b>3,295</b>	<b>59</b>	<b>8,043</b>
<b>ADD: 15 Total</b>	<b>141,971</b>	<b>745,788</b>	<b>167,433</b>	<b>54,289</b>	<b>1,109,481</b>
<b>Statewide Total</b>	<b>919,635</b>	<b>5,308,463</b>	<b>905,992</b>	<b>333,163</b>	<b>7,509,949</b>



**2023 ANNUAL KENTUCKY LONG TERM CARE UTILIZATION AND SERVICE REPORT**

**Table 9 - Payor Source- Personal Care Beds**

**Number of Patient Days by Primary Payor Source**

<b>ADD / Facility</b>	<b>Private</b>	<b>Other</b>	<b>Total</b>
<b>ADD:1</b>			
<b>CALLOWAY</b>			
Gardens At Hickory Woods	6,293	0	6,293
<b>CALLOWAY County Total:</b>	<b>6,293</b>	<b>0</b>	<b>6,293</b>
<b>CARLISLE</b>			
Countryside Center	2,806	0	2,806
<b>CARLISLE County Total:</b>	<b>2,806</b>	<b>0</b>	<b>2,806</b>
<b>GRAVES</b>			
Fern Terrace of Mayfield	3	46,717	46,720
<b>GRAVES County Total:</b>	<b>3</b>	<b>46,717</b>	<b>46,720</b>
<b>HICKMAN</b>			
Clinton Hickman County Nursing Facility	453	793	1,246
Clinton Place	2,190	0	2,190
<b>HICKMAN County Total:</b>	<b>2,643</b>	<b>793</b>	<b>3,436</b>
<b>MCCRACKEN</b>			
Charter Senior Living of Paducah	5,208	0	5,208
Gaither Suites at West Park	9,706	0	9,706
<b>MCCRACKEN County Total:</b>	<b>14,914</b>	<b>0</b>	<b>14,914</b>
<b>ADD: 1 Total</b>	<b>26,659</b>	<b>47,510</b>	<b>74,169</b>
<b>ADD:2</b>			
<b>CALDWELL</b>			
Highland Homes, Inc.	0	28,835	28,835
<b>CALDWELL County Total:</b>	<b>0</b>	<b>28,835</b>	<b>28,835</b>
<b>CHRISTIAN</b>			
Charter Senior Living of Hopkinsville	10,359	0	10,359
Christian County Manor	365	0	365

## 2023 ANNUAL KENTUCKY LONG TERM CARE UTILIZATION AND SERVICE REPORT

### Table 9 - Payor Source- Personal Care Beds

Number of Patient Days by Primary Payor Source

ADD / Facility	Private	Other	Total
Christian Health Center, Hopkinsville	540	0	540
Pennyrile Home	2,092	20,330	22,422
<b>CHRISTIAN County Total:</b>	<b>13,356</b>	<b>20,330</b>	<b>33,686</b>
<b>CRITTENDEN</b>			
Crittenden County Health and Rehabilitation Center	0	0	0
<b>CRITTENDEN County Total:</b>	<b>0</b>	<b>0</b>	<b>0</b>
<b>HOPKINS</b>			
Madisonville Rest Home I LLC	0	15,330	15,330
The Homestead	1,228	17,752	18,980
<b>HOPKINS County Total:</b>	<b>1,228</b>	<b>33,082</b>	<b>34,310</b>
<b>LYON</b>			
Rivers Bend Retirement Community	0	0	0
<b>LYON County Total:</b>	<b>0</b>	<b>0</b>	<b>0</b>
<b>MUHLENBERG</b>			
Greenville Nursing and Rehabilitation	0	730	730
Sparks Nursing Center	4,962	21,218	26,180
<b>MUHLENBERG County Total:</b>	<b>4,962</b>	<b>21,948</b>	<b>26,910</b>
<b>TRIGG</b>			
Better Senior Living	365	0	365
<b>TRIGG County Total:</b>	<b>365</b>	<b>0</b>	<b>365</b>
<b>ADD: 2 Total</b>	<b>19,911</b>	<b>104,195</b>	<b>124,106</b>
<b>ADD:3</b>			
<b>DAVIESS</b>			
Calumet Trace Senior Living	560	0	560
Carmel Home	26,111	1,460	27,571
Cedarhurst of Owensboro	32,850	0	32,850

## 2023 ANNUAL KENTUCKY LONG TERM CARE UTILIZATION AND SERVICE REPORT

### Table 9 - Payor Source- Personal Care Beds

Number of Patient Days by Primary Payor Source

ADD / Facility	Private	Other	Total
Chautauqua Health and Rehab	0	2,729	2,729
Davco Rest Home	3,466	26,843	30,309
Fern Terrace of Owensboro, LLC	7,099	11,625	18,724
<b>DAVIESS County Total:</b>	<b>70,086</b>	<b>42,657</b>	<b>112,743</b>
<b>HANCOCK</b>			
Lewisport Rest Home I LLC	365	18,980	19,345
<b>HANCOCK County Total:</b>	<b>365</b>	<b>18,980</b>	<b>19,345</b>
<b>HENDERSON</b>			
Henderson Manor	2,650	7,468	10,118
HOH Healthcare, LLC	21,514	0	21,514
<b>HENDERSON County Total:</b>	<b>24,164</b>	<b>7,468</b>	<b>31,632</b>
<b>OHIO</b>			
Beaver Dam Nursing and Rehab Center	816	2,826	3,642
<b>OHIO County Total:</b>	<b>816</b>	<b>2,826</b>	<b>3,642</b>
<b>ADD: 3 Total</b>	<b>95,431</b>	<b>71,931</b>	<b>167,362</b>
<b>ADD:4</b>			
<b>ALLEN</b>			
Cornerstone Manor	0	36	36
Scottsville Manor	4,408	6,194	10,602
<b>ALLEN County Total:</b>	<b>4,408</b>	<b>6,230</b>	<b>10,638</b>
<b>BARREN</b>			
NHC HealthCare, Glasgow	0	0	0
<b>BARREN County Total:</b>	<b>0</b>	<b>0</b>	<b>0</b>
<b>EDMONSON</b>			
Edmonson Center	577	1,190	1,767
<b>EDMONSON County Total:</b>	<b>577</b>	<b>1,190</b>	<b>1,767</b>

2023 ANNUAL KENTUCKY LONG TERM CARE UTILIZATION AND SERVICE REPORT

Table 9 - Payor Source- Personal Care Beds

Number of Patient Days by Primary Payor Source

ADD / Facility	Private	Other	Total
<b>HART</b>			
Hart County Manor	0	0	1,581
<b>HART County Total:</b>	<b>0</b>	<b>0</b>	<b>1,581</b>
<b>METCALFE</b>			
Harpers Home for the Aged	730	5,475	6,205
Metcalfe Health Care Center	0	1,803	1,803
<b>METCALFE County Total:</b>	<b>730</b>	<b>7,278</b>	<b>8,008</b>
<b>SIMPSON</b>			
Lewis Memorial Methodist Home	0	0	0
<b>SIMPSON County Total:</b>	<b>0</b>	<b>0</b>	<b>0</b>
<b>WARREN</b>			
Christian Health Center of Bowling Green	17,885	0	17,885
Fern Terrace of Bowling Green	5,115	22,587	27,702
The Haven At Massey Springs	5,987	0	5,987
<b>WARREN County Total:</b>	<b>28,987</b>	<b>22,587</b>	<b>51,574</b>
<b>ADD: 4 Total</b>	<b>34,702</b>	<b>37,285</b>	<b>73,568</b>
<b>ADD:5</b>			
<b>GRAYSON</b>			
Grayson Nursing and Rehab Center	35	3,498	3,533
<b>GRAYSON County Total:</b>	<b>35</b>	<b>3,498</b>	<b>3,533</b>
<b>HARDIN</b>			
Helmwood Healthcare Center and Elizabeth Sanford Swope Personal Care	1,928	0	1,928
Peridot Senior Living	365	0	365
Signature Healthcare at North Hardin Rehab	0	0	0
<b>HARDIN County Total:</b>	<b>2,293</b>	<b>0</b>	<b>2,293</b>

**2023 ANNUAL KENTUCKY LONG TERM CARE UTILIZATION AND SERVICE REPORT**

**Table 9 - Payor Source- Personal Care Beds**

**Number of Patient Days by Primary Payor Source**

<b>ADD / Facility</b>	<b>Private</b>	<b>Other</b>	<b>Total</b>
<b>MARION</b>			
Loretto Living Center at Loretto Motherhouse Infirmary, Inc.	1,137	1,347	2,484
The Village of Lebanon II	0	0	0
<b>MARION County Total:</b>	<b>1,137</b>	<b>1,347</b>	<b>2,484</b>
<b>NELSON</b>			
Cooper Trail Senior Living	24,075	0	24,075
Windsor Gardens CCRC	3,842	0	3,842
<b>NELSON County Total:</b>	<b>27,917</b>	<b>0</b>	<b>27,917</b>
<b>WASHINGTON</b>			
Sansbury Care Center	28	458	486
<b>WASHINGTON County Total:</b>	<b>28</b>	<b>458</b>	<b>486</b>
<b>ADD: 5 Total</b>	<b>31,410</b>	<b>5,303</b>	<b>36,713</b>
<b>ADD:6</b>			
<b>BULLITT</b>			
Colonial House of Shepherdsville	1,095	21,231	22,326
Sanders Ridge Health Campus	11,582	0	11,582
<b>BULLITT County Total:</b>	<b>12,677</b>	<b>21,231</b>	<b>33,908</b>
<b>JEFFERSON</b>			
Anthology of Louisville	19,289	0	19,289
Arcadia Senior Living Louisville	7,859	0	7,859
Barton House of Louisville 1	7,208	0	7,208
Belmont Village	37,230	0	37,230
Brookdale Stonestreet	5,204	0	5,204
Christian Health Center of Louisville	0	0	0
Dominion Senior Living of Louisville	16,425	0	16,425
Eastern Star Home in KY	1,678	0	1,678

**2023 ANNUAL KENTUCKY LONG TERM CARE UTILIZATION AND SERVICE REPORT**

**Table 9 - Payor Source- Personal Care Beds**

**Number of Patient Days by Primary Payor Source**

<b>ADD / Facility</b>	<b>Private</b>	<b>Other</b>	<b>Total</b>
Episcopal Church Home	7,920	0	7,920
Forest Hills Commons	40,150	0	40,150
Forest Springs Health Campus	10,543	0	10,543
Glen Ridge Health Campus	7,208	0	7,208
Hallmark House Louisville II	3,105	0	3,105
Harmony at Tucker Station	2,254	0	2,254
Heartsong Memory Care	0	0	0
Little Sisters of the Poor	3,307	0	3,307
Louisville Protestant Altenheim	5,538	0	5,538
Masonic Home of Louisville	20,017	3,171	23,188
Morning Pointe of Louisville at South Hurstbourne	20,805	0	20,805
Nazareth Home	15,972	0	15,972
Nazareth Home Clifton	0	0	0
Parrs at Springhurst	20,397	0	20,397
Rose Anna Hughes Home	7,575	0	7,575
Storypoint Prospect	19,710	0	19,710
Sunrise of Louisville	21,626	0	21,626
Symphony at Valley Farms	32,850	0	32,850
The Enclave of East Louisville	24,379	0	24,379
The Forum at Brookside	8,571	0	8,571
The Lantern At Morning Pointe (Louisville)	10,220	0	10,220
The Legacy at English Station	20,596	0	20,596
The Pinnacle of Louisville	365	0	365
The Spring House at Louisville	127	0	127
The Springs at Stony Brook	5,979	0	5,979
The Willows at Springhurst	5,025	0	5,025
Treyton Oaks Towers	14,908	0	14,908
Wesley Manor	7,713	0	7,713

**2023 ANNUAL KENTUCKY LONG TERM CARE UTILIZATION AND SERVICE REPORT**

**Table 9 - Payor Source- Personal Care Beds**

**Number of Patient Days by Primary Payor Source**

<b>ADD / Facility</b>	<b>Private</b>	<b>Other</b>	<b>Total</b>
Westminster Terrace	7,575	0	7,575
Westport Place Health Campus	6,924	0	6,924
<b>JEFFERSON County Total:</b>	<b>446,252</b>	<b>3,171</b>	<b>449,423</b>
<b>OLDHAM</b>			
The Springs at Oldham Reserve	7,201	0	7,201
<b>OLDHAM County Total:</b>	<b>7,201</b>	<b>0</b>	<b>7,201</b>
<b>SHELBY</b>			
Colonial Hall Manor	7,615	12,041	19,656
Masonic Home of Shelbyville	3,192	5,228	8,420
Shelby Farms Senior Living	23,643	0	23,643
<b>SHELBY County Total:</b>	<b>34,450</b>	<b>17,269</b>	<b>51,719</b>
<b>ADD: 6 Total</b>	<b>500,580</b>	<b>41,671</b>	<b>542,251</b>
<b>ADD:7</b>			
<b>BOONE</b>			
Colonial Heights Senior Living	22,995	0	22,995
Dominion Senior Living of Florence	21,573	0	21,573
<b>BOONE County Total:</b>	<b>44,568</b>	<b>0</b>	<b>44,568</b>
<b>CAMPBELL</b>			
Carmel Manor	2,364	1,648	4,012
The Seasons at Alexandria	19,772	0	19,772
<b>CAMPBELL County Total:</b>	<b>22,136</b>	<b>1,648</b>	<b>23,784</b>
<b>CARROLL</b>			
Carrollton Manor	3,782	7,484	11,266
Valley Haven Rest Home	1,825	14,235	16,060
<b>CARROLL County Total:</b>	<b>5,607</b>	<b>21,719</b>	<b>27,326</b>

**2023 ANNUAL KENTUCKY LONG TERM CARE UTILIZATION AND SERVICE REPORT**

**Table 9 - Payor Source- Personal Care Beds**

**Number of Patient Days by Primary Payor Source**

<b>ADD / Facility</b>	<b>Private</b>	<b>Other</b>	<b>Total</b>
<b>GRANT</b>			
Jonesville Rest Home	0	6,400	6,400
<b>GRANT County Total:</b>	<b>0</b>	<b>6,400</b>	<b>6,400</b>
<b>KENTON</b>			
Covington Ladies Home	4,917	2,106	7,023
Ivy Knoll	12,205	0	12,205
Madonna Manor	6,814	0	6,814
Regency Manor	0	0	19,710
Regency Manor North	1,295	7,575	8,870
Rosedale Green	1,628	0	1,628
St. Charles Care Center	5,010	0	5,010
The Summit of Edgewood	24,090	0	24,090
<b>KENTON County Total:</b>	<b>55,959</b>	<b>9,681</b>	<b>85,350</b>
<b>PENDLETON</b>			
Falmouth Personal Care Home	0	9,490	9,490
The Front Gate	2,445	4,396	6,841
<b>PENDLETON County Total:</b>	<b>2,445</b>	<b>13,886</b>	<b>16,331</b>
<b>ADD: 7 Total</b>	<b>130,715</b>	<b>53,334</b>	<b>203,759</b>
<b>ADD:8</b>			
<b>LEWIS</b>			
Vanceburg Rehabilitation and Care	0	0	0
<b>LEWIS County Total:</b>	<b>0</b>	<b>0</b>	<b>0</b>
<b>ADD: 8 Total</b>	<b>0</b>	<b>0</b>	<b>0</b>



**2023 ANNUAL KENTUCKY LONG TERM CARE UTILIZATION AND SERVICE REPORT**

**Table 9 - Payor Source- Personal Care Beds**

**Number of Patient Days by Primary Payor Source**

<b>ADD / Facility</b>	<b>Private</b>	<b>Other</b>	<b>Total</b>
<b>ADD:9</b>			
<b>MENIFEE</b>			
Edgewood Estates	0	1,095	1,095
<b>MENIFEE County Total:</b>	<b>0</b>	<b>1,095</b>	<b>1,095</b>
<b>MONTGOMERY</b>			
Regency Memory Care	6,472	0	6,472
<b>MONTGOMERY County Total:</b>	<b>6,472</b>	<b>0</b>	<b>6,472</b>
<b>MORGAN</b>			
West Liberty Nursing and Rehabilitation Center	0	365	365
<b>MORGAN County Total:</b>	<b>0</b>	<b>365</b>	<b>365</b>
<b>ADD: 9 Total</b>	<b>6,472</b>	<b>1,460</b>	<b>7,932</b>
<b>ADD:10</b>			
<b>BOYD</b>			
Genesis Health of Ashland	1,500	6,165	7,665
Genesis II Health	3,059	4,606	7,665
Kings Daughters and Sons Home	12,180	0	12,180
<b>BOYD County Total:</b>	<b>16,739</b>	<b>10,771</b>	<b>27,510</b>
<b>GREENUP</b>			
Frasures Personal Care Home	0	20,805	20,805
Morning Pointe of Russell	19,345	0	19,345
The Lantern At Morning Pointe Alzheimers and Memory Care	16,060	0	16,060
Trinity Station Retirement Community	8,924	0	8,924
<b>GREENUP County Total:</b>	<b>44,329</b>	<b>20,805</b>	<b>65,134</b>

**2023 ANNUAL KENTUCKY LONG TERM CARE UTILIZATION AND SERVICE REPORT**

**Table 9 - Payor Source- Personal Care Beds**

**Number of Patient Days by Primary Payor Source**

<b>ADD / Facility</b>	<b>Private</b>	<b>Other</b>	<b>Total</b>
<b>LAWRENCE</b>			
The Jordan Center	0	0	0
<b>LAWRENCE County Total:</b>	<b>0</b>	<b>0</b>	<b>0</b>
<b>ADD: 10 Total</b>	<b>61,068</b>	<b>31,576</b>	<b>92,644</b>
<b>ADD:11</b>			
<b>JOHNSON</b>			
Venture Home of Paintsville	0	23,599	23,599
<b>JOHNSON County Total:</b>	<b>0</b>	<b>23,599</b>	<b>23,599</b>
<b>MAGOFFIN</b>			
Salyersville Nursing and Rehabilitation Center	0	0	0
<b>MAGOFFIN County Total:</b>	<b>0</b>	<b>0</b>	<b>0</b>
<b>PIKE</b>			
Good Shepherd Community Nursing Center	0	0	0
<b>PIKE County Total:</b>	<b>0</b>	<b>0</b>	<b>0</b>
<b>ADD: 11 Total</b>	<b>0</b>	<b>23,599</b>	<b>23,599</b>
<b>ADD:12</b>			
<b>KNOTT</b>			
Golden Years Rest Home	11,040	13,050	24,090
<b>KNOTT County Total:</b>	<b>11,040</b>	<b>13,050</b>	<b>24,090</b>
<b>OWSLEY</b>			
Owsley County Health Care Center	0	0	0
<b>OWSLEY County Total:</b>	<b>0</b>	<b>0</b>	<b>0</b>
<b>ADD: 12 Total</b>	<b>11,040</b>	<b>13,050</b>	<b>24,090</b>

**2023 ANNUAL KENTUCKY LONG TERM CARE UTILIZATION AND SERVICE REPORT**

**Table 9 - Payor Source- Personal Care Beds**

**Number of Patient Days by Primary Payor Source**

<b>ADD / Facility</b>	<b>Private</b>	<b>Other</b>	<b>Total</b>
<b>ADD:13</b>			
<b>BELL</b>			
Generations Center of Middlesboro	1,460	21,900	23,360
<b>BELL County Total:</b>	<b>1,460</b>	<b>21,900</b>	<b>23,360</b>
<b>HARLAN</b>			
The Laurels	14,600	14,600	29,200
<b>HARLAN County Total:</b>	<b>14,600</b>	<b>14,600</b>	<b>29,200</b>
<b>KNOX</b>			
Christian Health Center - Corbin	472	0	472
<b>KNOX County Total:</b>	<b>472</b>	<b>0</b>	<b>472</b>
<b>ADD: 13 Total</b>	<b>16,532</b>	<b>36,500</b>	<b>53,032</b>
<b>ADD:14</b>			
<b>MCCREARY</b>			
Cumberland Manor Rest Home I LLC	9,310	245	9,555
<b>MCCREARY County Total:</b>	<b>9,310</b>	<b>245</b>	<b>9,555</b>
<b>PULASKI</b>			
Bluegrass Senior Living Somerset	24,090	0	24,090
Crestview Personal Care	9,782	560	10,342
<b>PULASKI County Total:</b>	<b>33,872</b>	<b>560</b>	<b>34,432</b>
<b>TAYLOR</b>			
Bluegrass Way	0	0	5,493
<b>TAYLOR County Total:</b>	<b>0</b>	<b>0</b>	<b>5,493</b>
<b>WAYNE</b>			
Dishman Personal Care Home	124	1,085	1,209

**2023 ANNUAL KENTUCKY LONG TERM CARE UTILIZATION AND SERVICE REPORT**

**Table 9 - Payor Source- Personal Care Beds**

**Number of Patient Days by Primary Payor Source**

<b>ADD / Facility</b>	<b>Private</b>	<b>Other</b>	<b>Total</b>
Hicks Golden Years Nursing Home	0	0	0
<b>WAYNE County Total:</b>	<b>124</b>	<b>1,085</b>	<b>1,209</b>
<b>ADD: 14 Total</b>	<b>43,306</b>	<b>1,890</b>	<b>50,689</b>
<b>ADD:15</b>			
<b>BOURBON</b>			
Bourbon Heights	218	243	461
<b>BOURBON County Total:</b>	<b>218</b>	<b>243</b>	<b>461</b>
<b>BOYLE</b>			
McDowell Place of Danville	4,085	0	4,085
Morning Pointe of Danville	23,103	0	23,103
Walkers Trail Senior Living	23,057	0	23,057
<b>BOYLE County Total:</b>	<b>50,245</b>	<b>0</b>	<b>50,245</b>
<b>CLARK</b>			
Boonesboro Trail Senior Living	22,997	0	22,997
<b>CLARK County Total:</b>	<b>22,997</b>	<b>0</b>	<b>22,997</b>
<b>ESTILL</b>			
Irvine Nursing and Rehabilitation	0	234	234
<b>ESTILL County Total:</b>	<b>0</b>	<b>234</b>	<b>234</b>
<b>FAYETTE</b>			
Cedarhurst of Beaumont	34,675	0	34,675
Central Ky Recovery Center Unit 1	0	0	0
Central KY Recovery Center Unit 2	5,344	0	5,344
Legacy Reserve at Fritz Farm	365	0	365
Lexington Country Place	6,769	0	6,769

**2023 ANNUAL KENTUCKY LONG TERM CARE UTILIZATION AND SERVICE REPORT**

**Table 9 - Payor Source- Personal Care Beds**

**Number of Patient Days by Primary Payor Source**

<b>ADD / Facility</b>	<b>Private</b>	<b>Other</b>	<b>Total</b>
Mayfair Village Retirement Center	4,880	0	4,880
Morning Pointe of Lexington	29,200	0	29,200
Morning Pointe of Lexington East	17,847	0	17,847
Preston Greens Senior Living	0	0	0
Richmond Place Senior Living	27,060	0	27,060
Signature Healthcare at Tanbark Rehab	616	0	616
The Breckinridge	7,042	0	7,042
The Lantern at Morning Pointe	18,250	0	18,250
The Legacy at the Willows	6,534	0	6,534
The Willows at Citation	8,916	0	8,916
The Willows at Fritz Farm	7,513	0	7,513
The Willows at Hamburg	9,196	0	9,196
<b>FAYETTE County Total:</b>	<b>184,207</b>	<b>0</b>	<b>184,207</b>
<b>FRANKLIN</b>			
Dominion Senior Living of Frankfort	0	17,792	17,792
Morning Pointe of Frankfort	14,879	0	14,879
The Lantern at Morning Pointe of Frankfort	10,876	0	10,876
<b>FRANKLIN County Total:</b>	<b>25,755</b>	<b>17,792</b>	<b>43,547</b>
<b>HARRISON</b>			
Cedar Ridge Health Campus	11,385	0	11,385
Parkside Manor	0	18,250	18,250
Shady Lawn	1	25,184	25,185
<b>HARRISON County Total:</b>	<b>11,386</b>	<b>43,434</b>	<b>54,820</b>
<b>JESSAMINE</b>			
Bridgepointe at Ashgrove Woods	17,885	0	17,885
Cedarhurst of Nicholasville	14,595	0	14,595
Rose Terrace, LLC	6,537	7,575	14,112

## 2023 ANNUAL KENTUCKY LONG TERM CARE UTILIZATION AND SERVICE REPORT

### Table 9 - Payor Source- Personal Care Beds

Number of Patient Days by Primary Payor Source

ADD / Facility	Private	Other	Total
Wesley Village	7,505	0	7,505
<b>JESSAMINE County Total:</b>	<b>46,522</b>	<b>7,575</b>	<b>54,097</b>
LINCOLN			
Waynesburg Manor	730	8,030	8,760
<b>LINCOLN County Total:</b>	<b>730</b>	<b>8,030</b>	<b>8,760</b>
MADISON			
Dominion Senior Living of Richmond	21,558	0	21,558
Morning Pointe of Richmond	14,244	0	14,244
Telford Terrace	3,565	0	3,565
<b>MADISON County Total:</b>	<b>39,367</b>	<b>0</b>	<b>39,367</b>
MERCER			
The Willows at Harrodsburg	13,140	0	13,140
<b>MERCER County Total:</b>	<b>13,140</b>	<b>0</b>	<b>13,140</b>
POWELL			
Stanton Nursing and Rehabilitation Center	0	365	365
<b>POWELL County Total:</b>	<b>0</b>	<b>365</b>	<b>365</b>
SCOTT			
The Meadows At Windsor Gardens	4,090	0	4,090
<b>SCOTT County Total:</b>	<b>4,090</b>	<b>0</b>	<b>4,090</b>
WOODFORD			
Daisy Hill Senior Living	5,840	0	5,840
Taylor Manor Nursing Home	1,432	0	1,432
The Homeplace At Midway	2,362	0	2,362
<b>WOODFORD County Total:</b>	<b>9,634</b>	<b>0</b>	<b>9,634</b>

**2023 ANNUAL KENTUCKY LONG TERM CARE UTILIZATION AND SERVICE REPORT**

**Table 9 - Payor Source- Personal Care Beds**

**Number of Patient Days by Primary Payor Source**

<b>ADD / Facility</b>	<b>Private</b>	<b>Other</b>	<b>Total</b>
<b>ADD: 15 Total</b>	<b>408,291</b>	<b>77,673</b>	<b>485,964</b>
<b>Statewide Total</b>	<b>1,386,117</b>	<b>546,977</b>	<b>1,959,878</b>

## 2023 ANNUAL KENTUCKY LONG TERM CARE UTILIZATION AND SERVICE REPORT

### Table 10 - Payor Source- Nursing Home (CCRC) Beds

Number of Patient Days by Primary Payor Source

ADD / Facility	Medicare	Medicaid	Private	Other	Total
<b>ADD:2</b>					
CHRISTIAN					
Christian Health Center, Hopkinsville	29	0	701	0	730
<b>CHRISTIAN County Total:</b>	<b>29</b>	<b>0</b>	<b>701</b>	<b>0</b>	<b>730</b>
LYON					
Rivers Bend Retirement Community	159	0	123	0	282
<b>LYON County Total:</b>	<b>159</b>	<b>0</b>	<b>123</b>	<b>0</b>	<b>282</b>
<b>ADD: 2 Total</b>	<b>188</b>	<b>0</b>	<b>824</b>	<b>0</b>	<b>1,012</b>
<b>ADD:3</b>					
UNION					
Breckinridge Place	309	0	2,504	0	2,813
<b>UNION County Total:</b>	<b>309</b>	<b>0</b>	<b>2,504</b>	<b>0</b>	<b>2,813</b>
<b>ADD: 3 Total</b>	<b>309</b>	<b>0</b>	<b>2,504</b>	<b>0</b>	<b>2,813</b>
<b>ADD:4</b>					
WARREN					
Christian Health Center of Bowling Green	240	0	8,110	45	8,395
<b>WARREN County Total:</b>	<b>240</b>	<b>0</b>	<b>8,110</b>	<b>45</b>	<b>8,395</b>
<b>ADD: 4 Total</b>	<b>240</b>	<b>0</b>	<b>8,110</b>	<b>45</b>	<b>8,395</b>
<b>ADD:5</b>					
MARION					
The Village of Lebanon II	15	0	2,233	0	2,248
<b>MARION County Total:</b>	<b>15</b>	<b>0</b>	<b>2,233</b>	<b>0</b>	<b>2,248</b>
<b>ADD: 5 Total</b>	<b>15</b>	<b>0</b>	<b>2,233</b>	<b>0</b>	<b>2,248</b>



## 2023 ANNUAL KENTUCKY LONG TERM CARE UTILIZATION AND SERVICE REPORT

### Table 10 - Payor Source- Nursing Home (CCRC) Beds

Number of Patient Days by Primary Payor Source

ADD / Facility	Medicare	Medicaid	Private	Other	Total
<b>ADD:6</b>					
<b>JEFFERSON</b>					
Christian Health Center of Louisville	34	0	2	51	87
Louisville Protestant Altenheim	0	0	1,460	0	1,460
The Springs at Stony Brook	0	0	0	0	0
<b>JEFFERSON County Total:</b>	<b>34</b>	<b>0</b>	<b>1,462</b>	<b>51</b>	<b>1,547</b>
<b>ADD: 6 Total</b>	<b>34</b>	<b>0</b>	<b>1,462</b>	<b>51</b>	<b>1,547</b>
<b>ADD:7</b>					
<b>KENTON</b>					
Madonna Manor	0	0	344	0	344
<b>KENTON County Total:</b>	<b>0</b>	<b>0</b>	<b>344</b>	<b>0</b>	<b>344</b>
<b>ADD: 7 Total</b>	<b>0</b>	<b>0</b>	<b>344</b>	<b>0</b>	<b>344</b>
<b>ADD:10</b>					
<b>GREENUP</b>					
Trinity Station Retirement Community	0	0	3,452	0	3,452
<b>GREENUP County Total:</b>	<b>0</b>	<b>0</b>	<b>3,452</b>	<b>0</b>	<b>3,452</b>
<b>ADD: 10 Total</b>	<b>0</b>	<b>0</b>	<b>3,452</b>	<b>0</b>	<b>3,452</b>
<b>ADD:13</b>					
<b>KNOX</b>					
Christian Health Center - Corbin	257	0	321	68	646
<b>KNOX County Total:</b>	<b>257</b>	<b>0</b>	<b>321</b>	<b>68</b>	<b>646</b>
<b>LAUREL</b>					
Laurel Heights Home for the Elderly	74	0	2,317	3,743	6,134
<b>LAUREL County Total:</b>	<b>74</b>	<b>0</b>	<b>2,317</b>	<b>3,743</b>	<b>6,134</b>
<b>ADD: 13 Total</b>	<b>331</b>	<b>0</b>	<b>2,638</b>	<b>3,811</b>	<b>6,780</b>

## 2023 ANNUAL KENTUCKY LONG TERM CARE UTILIZATION AND SERVICE REPORT

### Table 10 - Payor Source- Nursing Home (CCRC) Beds

Number of Patient Days by Primary Payor Source

ADD / Facility	Medicare	Medicaid	Private	Other	Total
<b>ADD:14</b>					
<b>PULASKI</b>					
The Neighborhood Nursing Facility	0	0	4,038	0	4,038
<b>PULASKI County Total:</b>	<b>0</b>	<b>0</b>	<b>4,038</b>	<b>0</b>	<b>4,038</b>
<b>ADD: 14 Total</b>	<b>0</b>	<b>0</b>	<b>4,038</b>	<b>0</b>	<b>4,038</b>
<b>ADD:15</b>					
<b>FAYETTE</b>					
Sayre Christian Village Nursing Home	251	0	2,083	205	2,539
The Willows at Citation	19	0	711	0	730
The Willows at Hamburg	1,475	0	2,003	0	3,478
<b>FAYETTE County Total:</b>	<b>1,745</b>	<b>0</b>	<b>4,797</b>	<b>205</b>	<b>6,747</b>
<b>HARRISON</b>					
Cedar Ridge Health Campus	242	0	1,503	0	1,745
<b>HARRISON County Total:</b>	<b>242</b>	<b>0</b>	<b>1,503</b>	<b>0</b>	<b>1,745</b>
<b>JESSAMINE</b>					
Bridgepointe at Ashgrove Woods	0	0	1,095	0	1,095
Wesley Village	0	0	10,669	0	10,669
<b>JESSAMINE County Total:</b>	<b>0</b>	<b>0</b>	<b>11,764</b>	<b>0</b>	<b>11,764</b>
<b>MADISON</b>					
Telford Terrace	28	0	296	0	324
<b>MADISON County Total:</b>	<b>28</b>	<b>0</b>	<b>296</b>	<b>0</b>	<b>324</b>
<b>MERCER</b>					
The Willows at Harrodsburg	0	0	3,285	0	3,285
<b>MERCER County Total:</b>	<b>0</b>	<b>0</b>	<b>3,285</b>	<b>0</b>	<b>3,285</b>

## 2023 ANNUAL KENTUCKY LONG TERM CARE UTILIZATION AND SERVICE REPORT

### Table 10 - Payor Source- Nursing Home (CCRC) Beds

#### Number of Patient Days by Primary Payor Source

ADD / Facility	Medicare	Medicaid	Private	Other	Total
WOODFORD					
The Homeplace At Midway	21	0	1,337	0	1,358
<b>WOODFORD County Total:</b>	<b>21</b>	<b>0</b>	<b>1,337</b>	<b>0</b>	<b>1,358</b>
<b>ADD: 15 Total</b>	<b>2,036</b>	<b>0</b>	<b>22,982</b>	<b>205</b>	<b>25,223</b>
<b>Statewide Total</b>	<b>3,153</b>	<b>0</b>	<b>48,587</b>	<b>4,112</b>	<b>55,852</b>

**2023 ANNUAL KENTUCKY LONG TERM CARE UTILIZATION AND SERVICE REPORT**

**Table 11 - Payor Source- Nursing Home (Non-CCRC) Beds**

**Number of Patient Days by Primary Payor Source**

<b>ADD / Facility</b>	<b>Medicare</b>	<b>Medicaid</b>	<b>Private</b>	<b>Other</b>	<b>Total</b>
<b>ADD:3</b>					
<b>DAVISS</b>					
Hermitage Care and Rehabilitation Center	3,827	0	1,278	0	5,105
<b>DAVISS County Total:</b>	<b>3,827</b>	<b>0</b>	<b>1,278</b>	<b>0</b>	<b>5,105</b>
<b>WEBSTER</b>					
Shemwell Nursing Home	0	0	6,935	0	6,935
<b>WEBSTER County Total:</b>	<b>0</b>	<b>0</b>	<b>6,935</b>	<b>0</b>	<b>6,935</b>
<b>ADD: 3 Total</b>	<b>3,827</b>	<b>0</b>	<b>8,213</b>	<b>0</b>	<b>12,040</b>
<b>ADD:15</b>					
<b>BOURBON</b>					
Bourbon Heights	926	0	5,087	348	6,361
<b>BOURBON County Total:</b>	<b>926</b>	<b>0</b>	<b>5,087</b>	<b>348</b>	<b>6,361</b>
<b>WOODFORD</b>					
Taylor Manor Nursing Home	0	0	7,218	0	7,218
<b>WOODFORD County Total:</b>	<b>0</b>	<b>0</b>	<b>7,218</b>	<b>0</b>	<b>7,218</b>
<b>ADD: 15 Total</b>	<b>926</b>	<b>0</b>	<b>12,305</b>	<b>348</b>	<b>13,579</b>
<b>Statewide Total</b>	<b>4,753</b>	<b>0</b>	<b>20,518</b>	<b>348</b>	<b>25,619</b>

**2023 ANNUAL KENTUCKY LONG TERM CARE UTILIZATION AND SERVICE REPORT**

**Table 12 - Payor Source- Intermediate Care Beds**

**Number of Patient Days by Primary Payor Source**

<b>ADD / Facility</b>	<b>Medicare</b>	<b>Medicaid</b>	<b>Private</b>	<b>Other</b>	<b>Total</b>
<b>ADD:3</b>					
<b>WEBSTER</b>					
Shemwell Nursing Home	0	0	365	0	365
<b>WEBSTER County Total:</b>	<b>0</b>	<b>0</b>	<b>365</b>	<b>0</b>	<b>365</b>
<b>ADD: 3 Total</b>	<b>0</b>	<b>0</b>	<b>365</b>	<b>0</b>	<b>365</b>
<b>ADD:4</b>					
<b>WARREN</b>					
Christian Health Center of Bowling Green	0	0	730	0	730
<b>WARREN County Total:</b>	<b>0</b>	<b>0</b>	<b>730</b>	<b>0</b>	<b>730</b>
<b>ADD: 4 Total</b>	<b>0</b>	<b>0</b>	<b>730</b>	<b>0</b>	<b>730</b>
<b>ADD:6</b>					
<b>JEFFERSON</b>					
Eastern Star Home in KY	0	0	4,193	0	4,193
Louisville Protestant Altenheim	0	0	4,589	0	4,589
<b>JEFFERSON County Total:</b>	<b>0</b>	<b>0</b>	<b>8,782</b>	<b>0</b>	<b>8,782</b>
<b>ADD: 6 Total</b>	<b>0</b>	<b>0</b>	<b>8,782</b>	<b>0</b>	<b>8,782</b>
<b>ADD:15</b>					
<b>HARRISON</b>					
Cedar Ridge Health Campus	0	0	661	0	661
<b>HARRISON County Total:</b>	<b>0</b>	<b>0</b>	<b>661</b>	<b>0</b>	<b>661</b>
<b>JESSAMINE</b>					
Wesley Village	0	0	360	0	360
<b>JESSAMINE County Total:</b>	<b>0</b>	<b>0</b>	<b>360</b>	<b>0</b>	<b>360</b>
<b>MADISON</b>					
Telford Terrace	0	0	568	0	568
<b>MADISON County Total:</b>	<b>0</b>	<b>0</b>	<b>568</b>	<b>0</b>	<b>568</b>

**2023 ANNUAL KENTUCKY LONG TERM CARE UTILIZATION AND SERVICE REPORT**

**Table 12 - Payor Source- Intermediate Care Beds**

**Number of Patient Days by Primary Payor Source**

<b>ADD / Facility</b>	<b>Medicare</b>	<b>Medicaid</b>	<b>Private</b>	<b>Other</b>	<b>Total</b>
WOODFORD					
Taylor Manor Nursing Home	0	0	2,582	0	2,582
<b>WOODFORD County Total:</b>	<b>0</b>	<b>0</b>	<b>2,582</b>	<b>0</b>	<b>2,582</b>
<b>ADD: 15 Total</b>	<b>0</b>	<b>0</b>	<b>4,171</b>	<b>0</b>	<b>4,171</b>
<b>Statewide Total</b>	<b>0</b>	<b>0</b>	<b>14,048</b>	<b>0</b>	<b>14,048</b>

**2023 ANNUAL KENTUCKY LONG TERM CARE UTILIZATION AND SERVICE REPORT**

**Table 13 - Payor Source- Alzheimer Facility Beds**

**Number of Patient Days by Primary Payor Source**

<b>ADD / Facility</b>	<b>Medicare</b>	<b>Medicaid</b>	<b>Private</b>	<b>Other</b>	<b>Total</b>
<b>ADD:3</b>					
<b>DAVIESS</b>					
Wellington Parc of Owensboro	215	6,126	9,373	0	15,714
<b>DAVIESS County Total:</b>	<b>215</b>	<b>6,126</b>	<b>9,373</b>	<b>0</b>	<b>15,714</b>
<b>ADD: 3 Total</b>	<b>215</b>	<b>6,126</b>	<b>9,373</b>	<b>0</b>	<b>15,714</b>
<b>ADD:4</b>					
<b>WARREN</b>					
Magnolia Village	2,112	13,787	4,010	649	20,558
<b>WARREN County Total:</b>	<b>2,112</b>	<b>13,787</b>	<b>4,010</b>	<b>649</b>	<b>20,558</b>
<b>ADD: 4 Total</b>	<b>2,112</b>	<b>13,787</b>	<b>4,010</b>	<b>649</b>	<b>20,558</b>
<b>Statewide Total</b>	<b>2,327</b>	<b>19,913</b>	<b>13,383</b>	<b>649</b>	<b>36,272</b>

**2023 ANNUAL KENTUCKY LONG TERM CARE UTILIZATION AND SERVICE REPORT**

**Table 14 - Payor Source- ICF/IID Beds**

**Number of Patient Days by Primary Payor Source**

<b>ADD / Facility</b>	<b>Medicare</b>	<b>Medicaid</b>	<b>Private</b>	<b>Other</b>	<b>Total</b>
<b>ADD:2</b>					
<b>CHRISTIAN</b>					
Outwood ICF/IID	0	17,031	0	0	17,031
<b>CHRISTIAN County Total:</b>	<b>0</b>	<b>17,031</b>	<b>0</b>	<b>0</b>	<b>17,031</b>
<b>ADD: 2 Total</b>	<b>0</b>	<b>17,031</b>	<b>0</b>	<b>0</b>	<b>17,031</b>
<b>ADD:3</b>					
<b>DAVISS</b>					
Wendell Fosters Campus for Developmental Disab.	0	22,948	0	0	22,948
<b>DAVISS County Total:</b>	<b>0</b>	<b>22,948</b>	<b>0</b>	<b>0</b>	<b>22,948</b>
<b>ADD: 3 Total</b>	<b>0</b>	<b>22,948</b>	<b>0</b>	<b>0</b>	<b>22,948</b>
<b>ADD:6</b>					
<b>BULLITT</b>					
Meadows ICF/IID	0	2,786	0	0	2,786
<b>BULLITT County Total:</b>	<b>0</b>	<b>2,786</b>	<b>0</b>	<b>0</b>	<b>2,786</b>
<b>HENRY</b>					
Cedar Lake Lodge Park Place I	0	2,785	0	0	2,785
Cedar Lake Lodge Park Place II	0	2,843	0	0	2,843
<b>HENRY County Total:</b>	<b>0</b>	<b>5,628</b>	<b>0</b>	<b>0</b>	<b>5,628</b>
<b>JEFFERSON</b>					
Bingham Gardens	0	8,365	0	0	8,365
Del Maria ICF/IID	0	2,795	0	0	2,795
Hazelwood Center	0	17,099	0	0	17,099
<b>JEFFERSON County Total:</b>	<b>0</b>	<b>28,259</b>	<b>0</b>	<b>0</b>	<b>28,259</b>
<b>OLDHAM</b>					
Cedar Lake Lodge	0	22,838	0	0	22,838



**2023 ANNUAL KENTUCKY LONG TERM CARE UTILIZATION AND SERVICE REPORT**

**Table 14 - Payor Source- ICF/IID Beds**

**Number of Patient Days by Primary Payor Source**

<b>ADD / Facility</b>	<b>Medicare</b>	<b>Medicaid</b>	<b>Private</b>	<b>Other</b>	<b>Total</b>
Cedar Lake Lodge Sycamore Run I	0	1,428	0	0	1,428
Cedar Lake Lodge Sycamore Run II	0	1,430	0	0	1,430
Windsong ICF/IID	0	2,920	0	0	2,920
<b>OLDHAM County Total:</b>	<b>0</b>	<b>28,616</b>	<b>0</b>	<b>0</b>	<b>28,616</b>
<b>ADD: 6 Total</b>	<b>0</b>	<b>65,289</b>	<b>0</b>	<b>0</b>	<b>65,289</b>
<b>ADD:14</b>					
<b>PULASKI</b>					
Oakwood ICF/IID Unit 1	0	15,565	0	0	15,565
Oakwood ICF/IID Unit 2	0	9,320	0	0	9,320
Oakwood ICF/IID Unit 3	0	8,254	0	0	8,254
Oakwood ICF/IID Unit 4	0	9,083	0	0	9,083
<b>PULASKI County Total:</b>	<b>0</b>	<b>42,222</b>	<b>0</b>	<b>0</b>	<b>42,222</b>
<b>ADD: 14 Total</b>	<b>0</b>	<b>42,222</b>	<b>0</b>	<b>0</b>	<b>42,222</b>
<b>Statewide Total</b>	<b>0</b>	<b>147,490</b>	<b>0</b>	<b>0</b>	<b>147,490</b>

# KENTUCKY ANNUAL LONG-TERM CARE SERVICES REPORT



KENTUCKY CABINET FOR  
HEALTH AND FAMILY SERVICES

SECTION III: PATIENT AGE  
DISTRIBUTION DATA

## 2023 ANNUAL KENTUCKY LONG TERM CARE UTILIZATION AND SERVICE REPORT

### Table 15 - Facility Resident Age Distribution- Nursing Facility Beds

ADD / Facility	Under 65	65-74	75-84	Over 85	Unknown	Total
<b>ADD:1</b>						
<b>BALLARD</b>						
Life Care Center of LaCenter	6	8	22	24	0	60
<b>BALLARD County Total:</b>	<b>6</b>	<b>8</b>	<b>22</b>	<b>24</b>	<b>0</b>	<b>60</b>
<b>CALLOWAY</b>						
Spring Creek Post Acute and Rehab	0	0	0	0	0	0
<b>CALLOWAY County Total:</b>	<b>0</b>	<b>0</b>	<b>0</b>	<b>0</b>	<b>0</b>	<b>0</b>
<b>CARLISLE</b>						
Countryside Center	10	16	12	8	0	46
<b>CARLISLE County Total:</b>	<b>10</b>	<b>16</b>	<b>12</b>	<b>8</b>	<b>0</b>	<b>46</b>
<b>FULTON</b>						
Fulton Nursing and Rehab	13	9	12	14	0	48
<b>FULTON County Total:</b>	<b>13</b>	<b>9</b>	<b>12</b>	<b>14</b>	<b>0</b>	<b>48</b>
<b>GRAVES</b>						
Green Acres Health Care	11	20	14	12	0	57
Mayfield Health and Rehabilitation	0	0	0	0	0	0
Mills Nursing and Rehabilitation	9	18	30	38	0	95
<b>GRAVES County Total:</b>	<b>20</b>	<b>38</b>	<b>44</b>	<b>50</b>	<b>0</b>	<b>152</b>
<b>HICKMAN</b>						
Clinton Hickman County Nursing Facility	2	4	7	20	0	33
Clinton Place	10	46	18	11	0	85
<b>HICKMAN County Total:</b>	<b>12</b>	<b>50</b>	<b>25</b>	<b>31</b>	<b>0</b>	<b>118</b>
<b>MARSHALL</b>						
Calvert City Convalescent Center	2	9	32	48	0	91
Lake Way Nursing and Rehabilitation Center	11	15	23	23	0	72

**2023 ANNUAL KENTUCKY LONG TERM CARE UTILIZATION AND SERVICE REPORT**

**Table 15 - Facility Resident Age Distribution- Nursing Facility Beds**

<b>ADD / Facility</b>	<b>Under 65</b>	<b>65-74</b>	<b>75-84</b>	<b>Over 85</b>	<b>Unknown</b>	<b>Total</b>
Oakview Nursing and Rehabilitation Center	12	20	27	21	0	80
<b>MARSHALL County Total:</b>	<b>25</b>	<b>44</b>	<b>82</b>	<b>92</b>	<b>0</b>	<b>243</b>
<b>MCCRACKEN</b>						
Baptist Health Paducah (TCU)	0	0	0	0	0	0
Parkview Nursing and Rehabilitation Center (Paducah)	19	29	59	68	0	175
Providence Pointe Healthcare	5	15	31	31	0	82
River Haven Nursing and Rehab	35	27	9	3	0	74
Stonecreek Health and Rehab	23	21	23	14	0	81
<b>MCCRACKEN County Total:</b>	<b>82</b>	<b>92</b>	<b>122</b>	<b>116</b>	<b>0</b>	<b>412</b>
<b>ADD: 1 Total</b>	<b>168</b>	<b>257</b>	<b>319</b>	<b>335</b>	<b>0</b>	<b>1,079</b>
<b>ADD:2</b>						
<b>CALDWELL</b>						
Princeton Health and Rehab Center	15	22	31	32	0	100
<b>CALDWELL County Total:</b>	<b>15</b>	<b>22</b>	<b>31</b>	<b>32</b>	<b>0</b>	<b>100</b>
<b>CHRISTIAN</b>						
Bradford Heights Health and Rehab Center	20	26	29	22	0	97
Christian Health Center, Hopkinsville	2	12	27	53	0	94
Christian Heights Nursing and Rehabilitation Center	18	22	15	2	0	57
Covingtons Convalescent Center	0	0	0	0	0	0
Western State Nursing Facility	9	19	23	10	0	61
<b>CHRISTIAN County Total:</b>	<b>49</b>	<b>79</b>	<b>94</b>	<b>87</b>	<b>0</b>	<b>309</b>

**2023 ANNUAL KENTUCKY LONG TERM CARE UTILIZATION AND SERVICE REPORT**

**Table 15 - Facility Resident Age Distribution- Nursing Facility Beds**

<b>ADD / Facility</b>	<b>Under 65</b>	<b>65-74</b>	<b>75-84</b>	<b>Over 85</b>	<b>Unknown</b>	<b>Total</b>
<b>CRITTENDEN</b>						
Crittenden County Health and Rehabilitation Center	7	9	14	21	0	51
<b>CRITTENDEN County Total:</b>	<b>7</b>	<b>9</b>	<b>14</b>	<b>21</b>	<b>0</b>	<b>51</b>
<b>HOPKINS</b>						
Baptist Health Deaconess Madisonville (LTC)	0	0	0	0	0	0
Brighton Cornerstone Health Care	6	13	4	9	0	32
Dawson Springs Health And Rehab Ctr	11	9	22	11	0	53
Hillside Center	16	9	16	16	0	57
Joseph Eddie Ballard Western Kentucky Veterans Ctr	1	6	25	33	0	65
Madisonville Health and Rehabilitation	27	20	28	12	0	87
Ridgewood Terrace Nursing Home	7	18	40	38	0	103
Tradewater Pointe	8	11	14	17	0	50
<b>HOPKINS County Total:</b>	<b>76</b>	<b>86</b>	<b>149</b>	<b>136</b>	<b>0</b>	<b>447</b>
<b>LIVINGSTON</b>						
Salem Springlake Health and Rehabilitation Center	8	21	9	12	0	50
<b>LIVINGSTON County Total:</b>	<b>8</b>	<b>21</b>	<b>9</b>	<b>12</b>	<b>0</b>	<b>50</b>
<b>LYON</b>						
Landmark of Kuttawa	12	13	14	11	0	50
Rivers Bend Retirement Community	3	10	9	17	0	39
<b>LYON County Total:</b>	<b>15</b>	<b>23</b>	<b>23</b>	<b>28</b>	<b>0</b>	<b>89</b>
<b>MUHLENBERG</b>						
Greenville Nursing and Rehabilitation	9	6	24	16	0	55
Maple Health and Rehabilitation	17	22	31	25	0	95

## 2023 ANNUAL KENTUCKY LONG TERM CARE UTILIZATION AND SERVICE REPORT

### Table 15 - Facility Resident Age Distribution- Nursing Facility Beds

ADD / Facility	Under 65	65-74	75-84	Over 85	Unknown	Total
Owensboro Health Muhlenberg Community Hospital Long Term Care	1	4	9	22	0	36
<b>MUHLENBERG County Total:</b>	<b>27</b>	<b>32</b>	<b>64</b>	<b>63</b>	<b>0</b>	<b>186</b>
<b>TODD</b>						
Hearthstone Place	9	11	16	14	0	50
<b>TODD County Total:</b>	<b>9</b>	<b>11</b>	<b>16</b>	<b>14</b>	<b>0</b>	<b>50</b>
<b>TRIGG</b>						
Shady Lawn Nursing and Rehabilitation Center	11	9	18	8	0	46
<b>TRIGG County Total:</b>	<b>11</b>	<b>9</b>	<b>18</b>	<b>8</b>	<b>0</b>	<b>46</b>
<b>ADD: 2 Total</b>	<b>217</b>	<b>292</b>	<b>418</b>	<b>401</b>	<b>0</b>	<b>1,328</b>
<b>ADD:3</b>						
<b>DAVIESS</b>						
Carmel Home	0	1	8	25	0	34
Chautauqua Health and Rehab	23	25	47	18	0	113
Hermitage Care and Rehabilitation Center	2	18	23	27	0	70
Signature Healthcare at Hillcrest	11	19	42	57	0	129
The Transitional Care Center of Owensboro	0	7	4	3	0	14
Twin Rivers Nursing and Rehab Center	32	32	12	9	0	85
Wellington Parc of Owensboro	0	1	9	10	0	20
<b>DAVIESS County Total:</b>	<b>68</b>	<b>103</b>	<b>145</b>	<b>149</b>	<b>0</b>	<b>465</b>
<b>HANCOCK</b>						
Heartland Villa Center	5	7	11	21	0	44
<b>HANCOCK County Total:</b>	<b>5</b>	<b>7</b>	<b>11</b>	<b>21</b>	<b>0</b>	<b>44</b>

## 2023 ANNUAL KENTUCKY LONG TERM CARE UTILIZATION AND SERVICE REPORT

### Table 15 - Facility Resident Age Distribution- Nursing Facility Beds

ADD / Facility	Under 65	65-74	75-84	Over 85	Unknown	Total
<b>HENDERSON</b>						
Henderson Nursing and Rehabilitation Center	22	36	15	5	0	78
Redbanks	11	25	42	55	0	133
<b>HENDERSON County Total:</b>	<b>33</b>	<b>61</b>	<b>57</b>	<b>60</b>	<b>0</b>	<b>211</b>
<b>MCLEAN</b>						
Riverside Care and Rehab Ctr	12	9	23	25	0	69
<b>MCLEAN County Total:</b>	<b>12</b>	<b>9</b>	<b>23</b>	<b>25</b>	<b>0</b>	<b>69</b>
<b>OHIO</b>						
Beaver Dam Nursing and Rehab Center	3	8	16	25	0	52
Fordsville Nursing and Rehabilitation Center	13	17	11	4	0	45
Signature Healthcare of Hartford Rehab and Wellnes	27	15	19	20	0	81
<b>OHIO County Total:</b>	<b>43</b>	<b>40</b>	<b>46</b>	<b>49</b>	<b>0</b>	<b>178</b>
<b>UNION</b>						
Breckinridge Place	1	2	4	9	0	16
Morganfield Nursing and Rehabilitation Center	15	15	15	8	0	53
<b>UNION County Total:</b>	<b>16</b>	<b>17</b>	<b>19</b>	<b>17</b>	<b>0</b>	<b>69</b>
<b>WEBSTER</b>						
Redbanks Colonial Terrace	9	14	11	23	0	57
<b>WEBSTER County Total:</b>	<b>9</b>	<b>14</b>	<b>11</b>	<b>23</b>	<b>0</b>	<b>57</b>
<b>ADD: 3 Total</b>	<b>186</b>	<b>251</b>	<b>312</b>	<b>344</b>	<b>0</b>	<b>1,093</b>

**2023 ANNUAL KENTUCKY LONG TERM CARE UTILIZATION AND SERVICE REPORT**

**Table 15 - Facility Resident Age Distribution- Nursing Facility Beds**

<b>ADD / Facility</b>	<b>Under 65</b>	<b>65-74</b>	<b>75-84</b>	<b>Over 85</b>	<b>Unknown</b>	<b>Total</b>
<b>ADD:4</b>						
<b>ALLEN</b>						
Cal Turner Rehab and Specialty Care	15	16	44	24	0	99
<b>ALLEN County Total:</b>	<b>15</b>	<b>16</b>	<b>44</b>	<b>24</b>	<b>0</b>	<b>99</b>
<b>BARREN</b>						
Barren County Nursing and Rehab	13	14	22	26	0	75
Glasgow State Nursing Facility	8	23	17	2	0	50
Glenview Health Care Facility	10	19	19	8	0	56
NHC HealthCare, Glasgow	13	26	53	62	0	154
Signature Healthcare of Glasgow Rehab & Wellness Center	6	18	19	13	0	56
T.J. Samson Community Hospital Skilled Nursing Unit	0	1	1	4	0	6
<b>BARREN County Total:</b>	<b>50</b>	<b>101</b>	<b>131</b>	<b>115</b>	<b>0</b>	<b>397</b>
<b>BUTLER</b>						
Morgantown Care and Rehabilitation Center	13	34	36	29	0	112
<b>BUTLER County Total:</b>	<b>13</b>	<b>34</b>	<b>36</b>	<b>29</b>	<b>0</b>	<b>112</b>
<b>EDMONSON</b>						
Edmonson Center	5	19	26	18	0	68
<b>EDMONSON County Total:</b>	<b>5</b>	<b>19</b>	<b>26</b>	<b>18</b>	<b>0</b>	<b>68</b>
<b>HART</b>						
Signature Healthcare of Hart County	17	21	21	30	0	89
<b>HART County Total:</b>	<b>17</b>	<b>21</b>	<b>21</b>	<b>30</b>	<b>0</b>	<b>89</b>
<b>LOGAN</b>						
Auburn Health Care	7	23	8	9	0	47



## 2023 ANNUAL KENTUCKY LONG TERM CARE UTILIZATION AND SERVICE REPORT

### Table 15 - Facility Resident Age Distribution- Nursing Facility Beds

ADD / Facility	Under 65	65-74	75-84	Over 85	Unknown	Total
Creekwood Place Nursing and Rehab Center	11	20	28	31	0	90
<b>LOGAN County Total:</b>	<b>18</b>	<b>43</b>	<b>36</b>	<b>40</b>	<b>0</b>	<b>137</b>
METCALFE						
Metcalfe Health Care Center	9	9	23	19	0	60
<b>METCALFE County Total:</b>	<b>9</b>	<b>9</b>	<b>23</b>	<b>19</b>	<b>0</b>	<b>60</b>
MONROE						
Signature HealthCare of Monroe County Rehab	16	21	24	26	0	87
<b>MONROE County Total:</b>	<b>16</b>	<b>21</b>	<b>24</b>	<b>26</b>	<b>0</b>	<b>87</b>
SIMPSON						
Franklin-Simpson Nursing and Rehabilitation	26	25	11	14	0	76
<b>SIMPSON County Total:</b>	<b>26</b>	<b>25</b>	<b>11</b>	<b>14</b>	<b>0</b>	<b>76</b>
WARREN						
Bowling Green Nursing and Rehabilitation	15	15	13	7	0	50
Christian Health Center of Bowling Green	0	4	9	7	0	20
Colonial Center	0	5	15	15	7	42
Greenwood Nursing and Rehabilitation	16	35	43	26	0	120
Hopkins Center	5	9	16	16	0	46
Signature Healthcare of Bowling Green	22	36	45	29	0	132
<b>WARREN County Total:</b>	<b>58</b>	<b>104</b>	<b>141</b>	<b>100</b>	<b>7</b>	<b>410</b>
<b>ADD: 4 Total</b>	<b>227</b>	<b>393</b>	<b>493</b>	<b>415</b>	<b>7</b>	<b>1,535</b>

**2023 ANNUAL KENTUCKY LONG TERM CARE UTILIZATION AND SERVICE REPORT**

**Table 15 - Facility Resident Age Distribution- Nursing Facility Beds**

<b>ADD / Facility</b>	<b>Under 65</b>	<b>65-74</b>	<b>75-84</b>	<b>Over 85</b>	<b>Unknown</b>	<b>Total</b>
<b>ADD:5</b>						
<b>BRECKINRIDGE</b>						
Breckinridge Memorial Nursing Facility	2	2	4	10	0	18
Hardinsburg Nursing and Rehabilitation	9	14	18	18	0	59
<b>BRECKINRIDGE County Total:</b>	<b>11</b>	<b>16</b>	<b>22</b>	<b>28</b>	<b>0</b>	<b>77</b>
<b>GRAYSON</b>						
Grayson Nursing and Rehab Center	6	5	25	34	0	70
Spring View Health and Rehab Center	3	46	12	5	0	66
<b>GRAYSON County Total:</b>	<b>9</b>	<b>51</b>	<b>37</b>	<b>39</b>	<b>0</b>	<b>136</b>
<b>HARDIN</b>						
Baptist Health Hardin (NF)	0	2	2	4	0	8
Elizabethtown Nursing and Rehab	14	12	19	12	0	57
Helmwood Healthcare Center and Elizabeth Sanford Swope Personal Care	1	7	17	31	0	56
Kensington Center	16	20	22	24	0	82
Radcliff Veterans Center	2	11	25	20	0	58
Signature Healthcare at North Hardin Rehab	26	22	38	28	0	114
Signature Healthcare of Elizabethtown	11	29	45	34	0	119
<b>HARDIN County Total:</b>	<b>70</b>	<b>103</b>	<b>168</b>	<b>153</b>	<b>0</b>	<b>494</b>
<b>LARUE</b>						
Sunrise Manor Nursing Home	16	32	39	33	0	120
<b>LARUE County Total:</b>	<b>16</b>	<b>32</b>	<b>39</b>	<b>33</b>	<b>0</b>	<b>120</b>
<b>MARION</b>						
Loretto Living Center at Loretto Motherhouse Infirmary, Inc.	0	1	9	32	0	42
The Village of Lebanon II, LLC (NF)	3	6	19	21	0	49
<b>MARION County Total:</b>	<b>3</b>	<b>7</b>	<b>28</b>	<b>53</b>	<b>0</b>	<b>91</b>

**2023 ANNUAL KENTUCKY LONG TERM CARE UTILIZATION AND SERVICE REPORT**

**Table 15 - Facility Resident Age Distribution- Nursing Facility Beds**

<b>ADD / Facility</b>	<b>Under 65</b>	<b>65-74</b>	<b>75-84</b>	<b>Over 85</b>	<b>Unknown</b>	<b>Total</b>
<b>MEADE</b>						
Brandenburg Nursing and Rehabilitation	14	8	15	16	0	53
<b>MEADE County Total:</b>	<b>14</b>	<b>8</b>	<b>15</b>	<b>16</b>	<b>0</b>	<b>53</b>
<b>NELSON</b>						
Flaget Memorial Hospital NF	0	0	0	0	0	0
Landmark of Bardstown Rehab and Nursing	14	12	21	39	0	86
Signature Healthcare at Colonial Rehab	11	10	11	12	0	44
<b>NELSON County Total:</b>	<b>25</b>	<b>22</b>	<b>32</b>	<b>51</b>	<b>0</b>	<b>130</b>
<b>WASHINGTON</b>						
Sansbury Care Center	0	0	10	33	0	43
Springfield Nursing and Rehabilitation Center	20	16	15	12	0	63
<b>WASHINGTON County Total:</b>	<b>20</b>	<b>16</b>	<b>25</b>	<b>45</b>	<b>0</b>	<b>106</b>
<b>ADD: 5 Total</b>	<b>168</b>	<b>255</b>	<b>366</b>	<b>418</b>	<b>0</b>	<b>1,207</b>
<b>ADD:6</b>						
<b>BULLITT</b>						
Bedrock HC at Green Meadows	4	19	33	37	0	93
Sanders Ridge Health Campus	2	6	15	28	0	51
<b>BULLITT County Total:</b>	<b>6</b>	<b>25</b>	<b>48</b>	<b>65</b>	<b>0</b>	<b>144</b>
<b>HENRY</b>						
New Castle Nursing and Rehab	5	12	19	17	0	53
<b>HENRY County Total:</b>	<b>5</b>	<b>12</b>	<b>19</b>	<b>17</b>	<b>0</b>	<b>53</b>
<b>JEFFERSON</b>						
Cherokee Park Rehabilitation	18	25	30	23	0	96
Christian Health Center of Louisville	10	23	33	20	0	86

**2023 ANNUAL KENTUCKY LONG TERM CARE UTILIZATION AND SERVICE REPORT**

**Table 15 - Facility Resident Age Distribution- Nursing Facility Beds**

<b>ADD / Facility</b>	<b>Under 65</b>	<b>65-74</b>	<b>75-84</b>	<b>Over 85</b>	<b>Unknown</b>	<b>Total</b>
Clifton Oaks Care Center	37	22	19	8	0	86
Episcopal Church Home	0	1	9	15	0	25
Essex Nursing and Rehabilitation Center	8	31	33	41	0	113
Forest Springs Health Campus	1	11	14	23	0	49
Franciscan Health Care Center	3	10	24	32	0	69
Glen Ridge Health Campus	0	4	25	29	0	58
Highlands Nursing and Rehabilitation Center	57	41	30	13	0	141
Hillcreek Rehabilitation and Care	0	0	0	0	0	0
Home of the Innocents	73	0	0	0	0	73
Jeffersontown Rehabilitation	21	27	24	15	0	87
Kindred Hospital - Louisville (SNF)	25	8	5	0	0	38
Klondike Center	15	20	21	3	0	59
Landmark of Iroquois Park and Nursing Center	33	12	17	19	0	81
Landmark of Louisville Rehab and Nursing	64	49	35	27	0	175
Landmark of River City Rehabilitation and Nursing	39	29	15	5	0	88
Little Sisters of the Poor	0	1	12	21	0	34
Louisville East Post Acute	43	44	45	37	0	169
Lyndon Woods Care and Rehabilitation	39	20	32	19	0	110
Masonic Home of Louisville	7	18	47	58	0	130
Nazareth Home	2	8	36	67	0	113
Nazareth Home Clifton	4	13	30	52	0	99
Park Terrace Health Campus	3	43	19	3	0	68
Regency Center	31	37	19	12	0	99
Regis Woods	0	0	0	0	0	0
Rivers Edge Nursing and Rehabilitation Center	9	29	30	20	0	88

**2023 ANNUAL KENTUCKY LONG TERM CARE UTILIZATION AND SERVICE REPORT**

**Table 15 - Facility Resident Age Distribution- Nursing Facility Beds**

<b>ADD / Facility</b>	<b>Under 65</b>	<b>65-74</b>	<b>75-84</b>	<b>Over 85</b>	<b>Unknown</b>	<b>Total</b>
Seneca Place	30	37	24	20	0	111
Signature Healthcare at Glenview	0	0	0	0	0	0
Signature Healthcare at Jefferson Manor Rehab	13	28	28	15	0	84
Signature Healthcare at Jefferson Place Rehab	7	14	40	27	0	88
Signature Healthcare at Meadowview Rehab	0	0	0	0	0	0
Signature Healthcare at Rockford Rehab	32	39	20	8	0	99
Signature Healthcare at Summerfield Rehab and Wellness	28	30	33	17	0	108
Signature Healthcare at U of L Mary & Elizabeth Hosp	0	0	0	0	0	0
Signature Healthcare of East Louisville	24	39	36	11	0	110
Signature Healthcare of South Louisville	13	28	26	19	0	86
St. Matthews Care Center	0	0	0	0	0	0
Sycamore Heights Health and Rehab	17	27	20	15	13	92
The Springs at Stony Brook	2	10	25	24	0	61
The Willows at Springhurst	5	8	16	20	0	49
Treyton Oaks Towers	0	10	15	21	0	46
Valhalla Post Acute	29	30	51	50	0	160
Wesley Manor	1	7	23	32	0	63
Westminster Terrace	0	0	0	0	0	0
Westport Place Health Campus	2	9	17	27	0	55
<b>JEFFERSON County Total:</b>	<b>745</b>	<b>842</b>	<b>978</b>	<b>868</b>	<b>13</b>	<b>3,446</b>
<b>OLDHAM</b>						
Friendship Health and Rehab	0	0	0	0	0	0
Richwood Nursing and Rehab	6	33	46	27	0	112

## 2023 ANNUAL KENTUCKY LONG TERM CARE UTILIZATION AND SERVICE REPORT

### Table 15 - Facility Resident Age Distribution- Nursing Facility Beds

ADD / Facility	Under 65	65-74	75-84	Over 85	Unknown	Total
The Springs at Oldham Reserve	0	2	18	14	0	34
<b>OLDHAM County Total:</b>	<b>6</b>	<b>35</b>	<b>64</b>	<b>41</b>	<b>0</b>	<b>146</b>
SHELBY						
Crestview Center	4	7	20	25	0	56
Masonic Home of Shelbyville	2	7	29	32	0	70
<b>SHELBY County Total:</b>	<b>6</b>	<b>14</b>	<b>49</b>	<b>57</b>	<b>0</b>	<b>126</b>
SPENCER						
Signature Healthcare of Spencer County	10	24	34	20	0	88
<b>SPENCER County Total:</b>	<b>10</b>	<b>24</b>	<b>34</b>	<b>20</b>	<b>0</b>	<b>88</b>
TRIMBLE						
Bedford Springs Health and Rehabilitation	13	13	15	8	0	49
<b>TRIMBLE County Total:</b>	<b>13</b>	<b>13</b>	<b>15</b>	<b>8</b>	<b>0</b>	<b>49</b>
<b>ADD: 6 Total</b>	<b>791</b>	<b>965</b>	<b>1,207</b>	<b>1,076</b>	<b>13</b>	<b>4,052</b>
<b>ADD:7</b>						
BOONE						
Boonespring Transitional Care Center	11	38	59	33	0	141
Bridge Point Center	61	41	23	7	0	132
Florence Park Care Center	29	18	48	24	0	119
St. Elizabeth Edgewood SNF	1	3	7	3	0	14
<b>BOONE County Total:</b>	<b>102</b>	<b>100</b>	<b>137</b>	<b>67</b>	<b>0</b>	<b>406</b>
CAMPBELL						
Carmel Manor	5	14	26	40	0	85
Coldspring Transitional Care Center	12	41	43	21	0	117
Highlandspring of Ft Thomas	12	25	41	46	0	124
St. Elizabeth FT Thomas SNF	0	2	4	9	0	15

**2023 ANNUAL KENTUCKY LONG TERM CARE UTILIZATION AND SERVICE REPORT**

**Table 15 - Facility Resident Age Distribution- Nursing Facility Beds**

<b>ADD / Facility</b>	<b>Under 65</b>	<b>65-74</b>	<b>75-84</b>	<b>Over 85</b>	<b>Unknown</b>	<b>Total</b>
The Seasons at Alexandria	6	15	43	49	0	113
<b>CAMPBELL County Total:</b>	<b>35</b>	<b>97</b>	<b>157</b>	<b>165</b>	<b>0</b>	<b>454</b>
<b>CARROLL</b>						
Signature Healthcare of Carrollton Rehab	11	18	14	13	0	56
<b>CARROLL County Total:</b>	<b>11</b>	<b>18</b>	<b>14</b>	<b>13</b>	<b>0</b>	<b>56</b>
<b>GALLATIN</b>						
Gallatin Nursing and Rehab	26	24	35	26	0	111
<b>GALLATIN County Total:</b>	<b>26</b>	<b>24</b>	<b>35</b>	<b>26</b>	<b>0</b>	<b>111</b>
<b>GRANT</b>						
Grant Healthcare and Rehabilitation	18	19	21	23	0	81
<b>GRANT County Total:</b>	<b>18</b>	<b>19</b>	<b>21</b>	<b>23</b>	<b>0</b>	<b>81</b>
<b>KENTON</b>						
Emerald Trace	0	3	25	32	0	60
Madonna Manor	3	5	19	27	0	54
Rosedale Green	3	17	49	77	0	146
The Pavilion at Kenton	21	28	17	11	0	77
Village Care Center	9	17	24	41	0	91
Villaspring of Erlanger	7	33	56	34	0	130
Woodcrest Nursing and Rehabilitation Center	31	32	34	18	0	115
<b>KENTON County Total:</b>	<b>74</b>	<b>135</b>	<b>224</b>	<b>240</b>	<b>0</b>	<b>673</b>
<b>OWEN</b>						
Owenton Healthcare and Rehabilitation	20	23	29	16	0	88
<b>OWEN County Total:</b>	<b>20</b>	<b>23</b>	<b>29</b>	<b>16</b>	<b>0</b>	<b>88</b>

## 2023 ANNUAL KENTUCKY LONG TERM CARE UTILIZATION AND SERVICE REPORT

### Table 15 - Facility Resident Age Distribution- Nursing Facility Beds

ADD / Facility	Under 65	65-74	75-84	Over 85	Unknown	Total
<b>PENDLETON</b>						
River Valley Nursing Home	4	10	11	22	0	47
<b>PENDLETON County Total:</b>	<b>4</b>	<b>10</b>	<b>11</b>	<b>22</b>	<b>0</b>	<b>47</b>
<b>ADD: 7 Total</b>	<b>290</b>	<b>426</b>	<b>628</b>	<b>572</b>	<b>0</b>	<b>1,916</b>
<b>ADD:8</b>						
<b>BRACKEN</b>						
Perkins Country Manor	11	2	8	8	0	29
<b>BRACKEN County Total:</b>	<b>11</b>	<b>2</b>	<b>8</b>	<b>8</b>	<b>0</b>	<b>29</b>
<b>FLEMING</b>						
Pioneer Trace Nursing Home	7	16	21	28	0	72
<b>FLEMING County Total:</b>	<b>7</b>	<b>16</b>	<b>21</b>	<b>28</b>	<b>0</b>	<b>72</b>
<b>LEWIS</b>						
Vanceburg Rehabilitation and Care	26	17	15	12	0	70
<b>LEWIS County Total:</b>	<b>26</b>	<b>17</b>	<b>15</b>	<b>12</b>	<b>0</b>	<b>70</b>
<b>MASON</b>						
Maysville Nursing and Rehabilitation Facility	20	25	40	34	0	119
<b>MASON County Total:</b>	<b>20</b>	<b>25</b>	<b>40</b>	<b>34</b>	<b>0</b>	<b>119</b>
<b>ROBERTSON</b>						
Robertson County Health Care Facility	5	15	18	18	0	56
<b>ROBERTSON County Total:</b>	<b>5</b>	<b>15</b>	<b>18</b>	<b>18</b>	<b>0</b>	<b>56</b>
<b>ADD: 8 Total</b>	<b>69</b>	<b>75</b>	<b>102</b>	<b>100</b>	<b>0</b>	<b>346</b>



## 2023 ANNUAL KENTUCKY LONG TERM CARE UTILIZATION AND SERVICE REPORT

### Table 15 - Facility Resident Age Distribution- Nursing Facility Beds

ADD / Facility	Under 65	65-74	75-84	Over 85	Unknown	Total
<b>ADD:9</b>						
<b>BATH</b>						
Ridgeway Nursing and Rehabilitation	13	25	28	25	0	91
<b>BATH County Total:</b>	<b>13</b>	<b>25</b>	<b>28</b>	<b>25</b>	<b>0</b>	<b>91</b>
<b>MENIFEE</b>						
Edgewood Estates	5	6	12	15	0	38
<b>MENIFEE County Total:</b>	<b>5</b>	<b>6</b>	<b>12</b>	<b>15</b>	<b>0</b>	<b>38</b>
<b>MONTGOMERY</b>						
Windsor Care Center	4	28	38	39	0	109
<b>MONTGOMERY County Total:</b>	<b>4</b>	<b>28</b>	<b>38</b>	<b>39</b>	<b>0</b>	<b>109</b>
<b>MORGAN</b>						
West Liberty Nursing and Rehabilitation Center	3	12	13	16	0	44
<b>MORGAN County Total:</b>	<b>3</b>	<b>12</b>	<b>13</b>	<b>16</b>	<b>0</b>	<b>44</b>
<b>ROWAN</b>						
Life Care Center of Morehead	23	21	26	17	0	87
St. Claire Medical Center TCU	0	0	0	0	0	0
<b>ROWAN County Total:</b>	<b>23</b>	<b>21</b>	<b>26</b>	<b>17</b>	<b>0</b>	<b>87</b>
<b>ADD: 9 Total</b>	<b>48</b>	<b>92</b>	<b>117</b>	<b>112</b>	<b>0</b>	<b>369</b>
<b>ADD:10</b>						
<b>BOYD</b>						
Boyd Nursing and Rehabilitation Center	12	22	13	7	0	54
King's Daughters Rehab and Skilled Nursing Facility	0	0	0	0	0	0
Kingsbrook Lifecare Center	9	28	51	40	0	128
Woodland Oaks	2	15	43	47	0	107
<b>BOYD County Total:</b>	<b>23</b>	<b>65</b>	<b>107</b>	<b>94</b>	<b>0</b>	<b>289</b>

**2023 ANNUAL KENTUCKY LONG TERM CARE UTILIZATION AND SERVICE REPORT**

**Table 15 - Facility Resident Age Distribution- Nursing Facility Beds**

<b>ADD / Facility</b>	<b>Under 65</b>	<b>65-74</b>	<b>75-84</b>	<b>Over 85</b>	<b>Unknown</b>	<b>Total</b>
<b>CARTER</b>						
Carter Nursing and Rehabilitation Center	22	26	32	35	0	115
<b>CARTER County Total:</b>	<b>22</b>	<b>26</b>	<b>32</b>	<b>35</b>	<b>0</b>	<b>115</b>
<b>ELLIOTT</b>						
Elliott Nursing and Rehabilitation Center	6	15	22	24	0	67
<b>ELLIOTT County Total:</b>	<b>6</b>	<b>15</b>	<b>22</b>	<b>24</b>	<b>0</b>	<b>67</b>
<b>GREENUP</b>						
Oakmont Manor	8	18	23	31	0	80
South Shore Nursing and Rehabilitation Center	0	0	0	0	52	52
Wurtland Nursing and Rehabilitation Center	37	31	31	10	0	109
<b>GREENUP County Total:</b>	<b>45</b>	<b>49</b>	<b>54</b>	<b>41</b>	<b>52</b>	<b>241</b>
<b>LAWRENCE</b>						
The Jordan Center	10	14	22	13	0	59
<b>LAWRENCE County Total:</b>	<b>10</b>	<b>14</b>	<b>22</b>	<b>13</b>	<b>0</b>	<b>59</b>
<b>ADD: 10 Total</b>	<b>106</b>	<b>169</b>	<b>237</b>	<b>207</b>	<b>52</b>	<b>771</b>
<b>ADD:11</b>						
<b>FLOYD</b>						
Highlands ARH Regional Medical Center (NF)	0	0	0	0	0	0
Prestonsburg Health Care Center	4	9	22	10	0	45
Riverview Health Care Center	16	25	33	25	0	99
<b>FLOYD County Total:</b>	<b>20</b>	<b>34</b>	<b>55</b>	<b>35</b>	<b>0</b>	<b>144</b>

## 2023 ANNUAL KENTUCKY LONG TERM CARE UTILIZATION AND SERVICE REPORT

### Table 15 - Facility Resident Age Distribution- Nursing Facility Beds

ADD / Facility	Under 65	65-74	75-84	Over 85	Unknown	Total
<b>JOHNSON</b>						
Mountain Manor of Paintsville	9	16	33	43	0	101
<b>JOHNSON County Total:</b>	<b>9</b>	<b>16</b>	<b>33</b>	<b>43</b>	<b>0</b>	<b>101</b>
<b>MAGOFFIN</b>						
Salyersville Nursing and Rehabilitation Center	34	29	22	14	0	99
<b>MAGOFFIN County Total:</b>	<b>34</b>	<b>29</b>	<b>22</b>	<b>14</b>	<b>0</b>	<b>99</b>
<b>MARTIN</b>						
Martin County Health Care Facility	11	11	19	14	0	55
<b>MARTIN County Total:</b>	<b>11</b>	<b>11</b>	<b>19</b>	<b>14</b>	<b>0</b>	<b>55</b>
<b>PIKE</b>						
Good Shepherd Community Nursing Center	27	32	25	17	0	101
Landmark of Elkhorn City Rehabilitation	13	23	33	24	0	93
Parkview Post-Acute and Rehabilitation Center	0	0	0	0	0	0
Pikeville Nursing and Rehab Center	15	35	21	19	0	90
Tug Valley ARH Skilled Nursing Facility	4	5	4	10	0	23
<b>PIKE County Total:</b>	<b>59</b>	<b>95</b>	<b>83</b>	<b>70</b>	<b>0</b>	<b>307</b>
<b>ADD: 11 Total</b>	<b>133</b>	<b>185</b>	<b>212</b>	<b>176</b>	<b>0</b>	<b>706</b>
<b>ADD:12</b>						
<b>BREATHITT</b>						
Landmark of Breathitt County Rehabilitation and Nursing Center, LLC	3	7	9	12	0	31
<b>BREATHITT County Total:</b>	<b>3</b>	<b>7</b>	<b>9</b>	<b>12</b>	<b>0</b>	<b>31</b>

**2023 ANNUAL KENTUCKY LONG TERM CARE UTILIZATION AND SERVICE REPORT**

**Table 15 - Facility Resident Age Distribution- Nursing Facility Beds**

<b>ADD / Facility</b>	<b>Under 65</b>	<b>65-74</b>	<b>75-84</b>	<b>Over 85</b>	<b>Unknown</b>	<b>Total</b>
<b>KNOTT</b>						
Knott County Health and Rehabilitation Center	20	22	26	20	0	88
<b>KNOTT County Total:</b>	<b>20</b>	<b>22</b>	<b>26</b>	<b>20</b>	<b>0</b>	<b>88</b>
<b>LEE</b>						
Lee County Care and Rehabilitation Center	29	28	21	20	0	98
<b>LEE County Total:</b>	<b>29</b>	<b>28</b>	<b>21</b>	<b>20</b>	<b>0</b>	<b>98</b>
<b>LESLIE</b>						
Hyden Health and Rehabilitation Center	19	18	31	19	0	87
<b>LESLIE County Total:</b>	<b>19</b>	<b>18</b>	<b>31</b>	<b>19</b>	<b>0</b>	<b>87</b>
<b>LETCHER</b>						
Letcher Manor	39	33	34	19	0	125
<b>LETCHER County Total:</b>	<b>39</b>	<b>33</b>	<b>34</b>	<b>19</b>	<b>0</b>	<b>125</b>
<b>OWSLEY</b>						
Owsley County Health Care Center	11	25	26	11	0	73
<b>OWSLEY County Total:</b>	<b>11</b>	<b>25</b>	<b>26</b>	<b>11</b>	<b>0</b>	<b>73</b>
<b>PERRY</b>						
Hazard Health and Rehabilitation Center	28	47	42	31	0	148
Paul E Patton Eastern Ky Veterans Center	4	10	42	20	0	76
<b>PERRY County Total:</b>	<b>32</b>	<b>57</b>	<b>84</b>	<b>51</b>	<b>0</b>	<b>224</b>
<b>WOLFE</b>						
Wolfe County Health and Rehabilitation Center	13	15	29	37	0	94
<b>WOLFE County Total:</b>	<b>13</b>	<b>15</b>	<b>29</b>	<b>37</b>	<b>0</b>	<b>94</b>

## 2023 ANNUAL KENTUCKY LONG TERM CARE UTILIZATION AND SERVICE REPORT

### Table 15 - Facility Resident Age Distribution- Nursing Facility Beds

ADD / Facility	Under 65	65-74	75-84	Over 85	Unknown	Total
<b>ADD: 12 Total</b>	<b>166</b>	<b>205</b>	<b>260</b>	<b>189</b>	<b>0</b>	<b>820</b>
<b>ADD:13</b>						
<b>BELL</b>						
Middlesboro Nursing and Rehab	5	17	33	30	0	85
Mountain View Nursing and Rehab Ctr	13	13	21	8	0	55
Pineville Community Hospital LTC	0	0	0	0	0	0
<b>BELL County Total:</b>	<b>18</b>	<b>30</b>	<b>54</b>	<b>38</b>	<b>0</b>	<b>140</b>
<b>CLAY</b>						
Landmark of Laurel Creek Rehab and Nursing	7	16	39	25	0	87
<b>CLAY County Total:</b>	<b>7</b>	<b>16</b>	<b>39</b>	<b>25</b>	<b>0</b>	<b>87</b>
<b>HARLAN</b>						
Harlan Health and Rehabilitation Center	43	40	20	18	0	121
Tri-Cities Nursing and Rehabilitation Center	9	14	19	14	0	56
<b>HARLAN County Total:</b>	<b>52</b>	<b>54</b>	<b>39</b>	<b>32</b>	<b>0</b>	<b>177</b>
<b>JACKSON</b>						
Signature HealthCare at Jackson Manor	6	13	17	9	0	45
<b>JACKSON County Total:</b>	<b>6</b>	<b>13</b>	<b>17</b>	<b>9</b>	<b>0</b>	<b>45</b>
<b>KNOX</b>						
Barbourville Health and Rehabilitation Center	11	28	41	34	0	114
Christian Health Center - Corbin	6	12	37	39	0	94
<b>KNOX County Total:</b>	<b>17</b>	<b>40</b>	<b>78</b>	<b>73</b>	<b>0</b>	<b>208</b>
<b>LAUREL</b>						
Hillcrest Health and Rehabilitation Center	7	26	27	30	0	90

**2023 ANNUAL KENTUCKY LONG TERM CARE UTILIZATION AND SERVICE REPORT**

**Table 15 - Facility Resident Age Distribution- Nursing Facility Beds**

<b>ADD / Facility</b>	<b>Under 65</b>	<b>65-74</b>	<b>75-84</b>	<b>Over 85</b>	<b>Unknown</b>	<b>Total</b>
Laurel Heights Home for the Elderly	7	23	48	57	0	135
<b>LAUREL County Total:</b>	<b>14</b>	<b>49</b>	<b>75</b>	<b>87</b>	<b>0</b>	<b>225</b>
<b>ROCKCASTLE</b>						
Rockcastle Health and Rehabilitation Center	12	23	27	24	0	86
Rockcastle Regional Hospital and Respiratory Care	70	19	10	2	0	101
<b>ROCKCASTLE County Total:</b>	<b>82</b>	<b>42</b>	<b>37</b>	<b>26</b>	<b>0</b>	<b>187</b>
<b>WHITLEY</b>						
Corbin Health and Rehabilitation Center	28	27	29	13	0	97
The Heritage	8	9	29	31	0	77
Williamsburg Health and Rehabilitation Center	5	19	40	38	0	102
<b>WHITLEY County Total:</b>	<b>41</b>	<b>55</b>	<b>98</b>	<b>82</b>	<b>0</b>	<b>276</b>
<b>ADD: 13 Total</b>	<b>237</b>	<b>299</b>	<b>437</b>	<b>372</b>	<b>0</b>	<b>1,345</b>
<b>ADD:14</b>						
<b>ADAIR</b>						
Signature Healthcare at Summit Manor Rehab	7	23	23	25	0	78
<b>ADAIR County Total:</b>	<b>7</b>	<b>23</b>	<b>23</b>	<b>25</b>	<b>0</b>	<b>78</b>
<b>CASEY</b>						
Liberty Care and Rehabilitation Center	5	12	33	32	0	82
<b>CASEY County Total:</b>	<b>5</b>	<b>12</b>	<b>33</b>	<b>32</b>	<b>0</b>	<b>82</b>
<b>CLINTON</b>						
Clinton County Care and Rehabilitation Center	4	6	17	17	0	44
<b>CLINTON County Total:</b>	<b>4</b>	<b>6</b>	<b>17</b>	<b>17</b>	<b>0</b>	<b>44</b>

**2023 ANNUAL KENTUCKY LONG TERM CARE UTILIZATION AND SERVICE REPORT**

**Table 15 - Facility Resident Age Distribution- Nursing Facility Beds**

<b>ADD / Facility</b>	<b>Under 65</b>	<b>65-74</b>	<b>75-84</b>	<b>Over 85</b>	<b>Unknown</b>	<b>Total</b>
<b>CUMBERLAND</b>						
Cumberland Valley Nursing and Rehabilitation Center	16	12	25	21	0	74
<b>CUMBERLAND County Total:</b>	<b>16</b>	<b>12</b>	<b>25</b>	<b>21</b>	<b>0</b>	<b>74</b>
<b>GREEN</b>						
Green Hill Rehabilitation and Care	14	22	32	35	0	103
McDowell Skilled Nursing Facility	0	0	0	0	0	0
<b>GREEN County Total:</b>	<b>14</b>	<b>22</b>	<b>32</b>	<b>35</b>	<b>0</b>	<b>103</b>
<b>MCCREARY</b>						
Signature Healthcare of McCreary County Rehab	9	11	18	12	0	50
<b>MCCREARY County Total:</b>	<b>9</b>	<b>11</b>	<b>18</b>	<b>12</b>	<b>0</b>	<b>50</b>
<b>PULASKI</b>						
Cumberland Nursing and Rehabilitation Center	16	21	21	30	0	88
Lake Cumberland Regional Hospital SCU	1	0	3	1	0	5
Somerset Nursing and Rehabilitation Facility	4	17	40	58	0	119
Somerwoods Nursing and Rehabilitation	18	27	35	32	0	112
<b>PULASKI County Total:</b>	<b>39</b>	<b>65</b>	<b>99</b>	<b>121</b>	<b>0</b>	<b>324</b>
<b>RUSSELL</b>						
Fair Oaks Health Systems	9	16	29	42	0	96
<b>RUSSELL County Total:</b>	<b>9</b>	<b>16</b>	<b>29</b>	<b>42</b>	<b>0</b>	<b>96</b>
<b>TAYLOR</b>						
Campbellsville Nursing and Rehabilitation	2	10	23	20	0	55

## 2023 ANNUAL KENTUCKY LONG TERM CARE UTILIZATION AND SERVICE REPORT

### Table 15 - Facility Resident Age Distribution- Nursing Facility Beds

ADD / Facility	Under 65	65-74	75-84	Over 85	Unknown	Total
The Grandview Nursing and Rehabilitation Facility	6	7	28	35	0	76
<b>TAYLOR County Total:</b>	<b>8</b>	<b>17</b>	<b>51</b>	<b>55</b>	<b>0</b>	<b>131</b>
WAYNE						
Hicks Golden Years Nursing Home	0	0	0	0	0	0
<b>WAYNE County Total:</b>	<b>0</b>	<b>0</b>	<b>0</b>	<b>0</b>	<b>0</b>	<b>0</b>
<b>ADD: 14 Total</b>	<b>111</b>	<b>184</b>	<b>327</b>	<b>360</b>	<b>0</b>	<b>982</b>
ADD:15						
ANDERSON						
Signature Healthcare at Heritage Hall Rehab	11	9	30	16	0	66
<b>ANDERSON County Total:</b>	<b>11</b>	<b>9</b>	<b>30</b>	<b>16</b>	<b>0</b>	<b>66</b>
BOURBON						
Bourbon Heights	3	11	19	29	0	62
<b>BOURBON County Total:</b>	<b>3</b>	<b>11</b>	<b>19</b>	<b>29</b>	<b>0</b>	<b>62</b>
BOYLE						
Danville Center for Health	11	19	24	21	0	75
Landmark of Danville Rehabilitation and Nursing Center, LLC	5	9	26	36	0	76
<b>BOYLE County Total:</b>	<b>16</b>	<b>28</b>	<b>50</b>	<b>57</b>	<b>0</b>	<b>151</b>
CLARK						
Clark Regional Medical Center Transitional Care Unit	0	0	0	0	0	0
Fountain Circle Care and Rehab Ctr	42	32	41	17	0	132
<b>CLARK County Total:</b>	<b>42</b>	<b>32</b>	<b>41</b>	<b>17</b>	<b>0</b>	<b>132</b>



**2023 ANNUAL KENTUCKY LONG TERM CARE UTILIZATION AND SERVICE REPORT**

**Table 15 - Facility Resident Age Distribution- Nursing Facility Beds**

<b>ADD / Facility</b>	<b>Under 65</b>	<b>65-74</b>	<b>75-84</b>	<b>Over 85</b>	<b>Unknown</b>	<b>Total</b>
<b>ESTILL</b>						
Irvine Nursing and Rehabilitation	17	15	23	20	0	75
<b>ESTILL County Total:</b>	<b>17</b>	<b>15</b>	<b>23</b>	<b>20</b>	<b>0</b>	<b>75</b>
<b>FAYETTE</b>						
Bluegrass Care and Rehabilitation Center	15	38	47	16	0	116
Cambridge Nursing & Rehabilitation Center	18	20	37	21	0	96
Cardinal Hill Rehab Unit	6	9	9	6	0	30
Homestead Post Acute	17	32	45	34	0	128
Lexington Country Place	2	5	9	63	0	79
Lexington Premier Nursing and Rehab, LLC	18	23	34	34	0	109
Mayfair Manor	7	16	24	30	0	77
Northpoint Lexington Healthcare Center	18	37	49	34	0	138
Pine Meadows Post Acute	17	27	50	20	0	114
Sayre Christian Village Nursing Home	1	19	43	81	0	144
Signature Healthcare at Tanbark Rehab	0	0	0	0	0	0
The Willows at Citation	1	4	15	26	0	46
The Willows at Fritz Farm	0	5	19	23	0	47
The Willows at Hamburg	1	6	16	26	0	49
<b>FAYETTE County Total:</b>	<b>121</b>	<b>241</b>	<b>397</b>	<b>414</b>	<b>0</b>	<b>1,173</b>
<b>FRANKLIN</b>						
Bradford Square Center	25	18	25	8	13	89
Frankfort Rehab and Care	23	18	27	15	0	83
<b>FRANKLIN County Total:</b>	<b>48</b>	<b>36</b>	<b>52</b>	<b>23</b>	<b>13</b>	<b>172</b>

## 2023 ANNUAL KENTUCKY LONG TERM CARE UTILIZATION AND SERVICE REPORT

### Table 15 - Facility Resident Age Distribution- Nursing Facility Beds

ADD / Facility	Under 65	65-74	75-84	Over 85	Unknown	Total
<b>GARRARD</b>						
Landmark of Lancaster Rehabilitation and Nursing	9	14	31	31	0	85
<b>GARRARD County Total:</b>	<b>9</b>	<b>14</b>	<b>31</b>	<b>31</b>	<b>0</b>	<b>85</b>
<b>HARRISON</b>						
Cedar Ridge Health Campus	0	3	8	28	0	39
Edgemont Healthcare	16	16	17	7	0	56
Grand Haven Nursing Home	10	11	13	12	0	46
<b>HARRISON County Total:</b>	<b>26</b>	<b>30</b>	<b>38</b>	<b>47</b>	<b>0</b>	<b>141</b>
<b>JESSAMINE</b>						
Nicholasville Nursing and Rehabilitation	9	14	24	17	0	64
Thomson Hood Veterans Center	4	14	39	66	0	123
<b>JESSAMINE County Total:</b>	<b>13</b>	<b>28</b>	<b>63</b>	<b>83</b>	<b>0</b>	<b>187</b>
<b>LINCOLN</b>						
Stanford Care and Rehab	30	31	31	20	0	112
<b>LINCOLN County Total:</b>	<b>30</b>	<b>31</b>	<b>31</b>	<b>20</b>	<b>0</b>	<b>112</b>
<b>MADISON</b>						
Berea Health and Rehabilitation	11	11	27	23	0	72
Kenwood Health and Rehabilitation Center	9	11	35	27	0	82
Madison Health and Rehabilitation Center	23	19	18	11	0	71
Telford Terrace	0	1	1	20	0	22
The Terrace Nursing and Rehabilitation	5	11	40	38	0	94
<b>MADISON County Total:</b>	<b>48</b>	<b>53</b>	<b>121</b>	<b>119</b>	<b>0</b>	<b>341</b>
<b>MERCER</b>						
Harrodsburg Health and Rehab Ctr	12	30	32	15	0	89

## 2023 ANNUAL KENTUCKY LONG TERM CARE UTILIZATION AND SERVICE REPORT

### Table 15 - Facility Resident Age Distribution- Nursing Facility Beds

ADD / Facility	Under 65	65-74	75-84	Over 85	Unknown	Total
The Willows at Harrodsburg	3	4	12	16	0	35
<b>MERCER County Total:</b>	<b>15</b>	<b>34</b>	<b>44</b>	<b>31</b>	<b>0</b>	<b>124</b>
NICHOLAS						
Johnson Mathers Nursing Home	0	0	0	0	0	0
<b>NICHOLAS County Total:</b>	<b>0</b>	<b>0</b>	<b>0</b>	<b>0</b>	<b>0</b>	<b>0</b>
POWELL						
Stanton Nursing and Rehabilitation Center	14	18	20	22	0	74
<b>POWELL County Total:</b>	<b>14</b>	<b>18</b>	<b>20</b>	<b>22</b>	<b>0</b>	<b>74</b>
SCOTT						
Dover Nursing and Rehabilitation	11	22	22	22	0	77
Signature Healthcare of Georgetown	6	15	15	24	0	60
<b>SCOTT County Total:</b>	<b>17</b>	<b>37</b>	<b>37</b>	<b>46</b>	<b>0</b>	<b>137</b>
WOODFORD						
The Homeplace At Midway	0	0	8	15	0	23
<b>WOODFORD County Total:</b>	<b>0</b>	<b>0</b>	<b>8</b>	<b>15</b>	<b>0</b>	<b>23</b>
<b>ADD: 15 Total</b>	<b>430</b>	<b>617</b>	<b>1,005</b>	<b>990</b>	<b>13</b>	<b>3,055</b>
<b>Statewide Total</b>	<b>3,347</b>	<b>4,665</b>	<b>6,440</b>	<b>6,067</b>	<b>85</b>	<b>20,604</b>

**2023 ANNUAL KENTUCKY LONG TERM CARE UTILIZATION AND SERVICE REPORT**

**Table 16 - Facility Resident Age Distribution- Personal Care Beds**

<b>ADD / Facility</b>	<b>Under 65</b>	<b>65-74</b>	<b>75-84</b>	<b>Over 85</b>	<b>Unknown</b>	<b>Total</b>
<b>ADD:1</b>						
<b>CALLOWAY</b>						
Gardens At Hickory Woods	0	0	3	10	0	13
<b>CALLOWAY County Total:</b>	<b>0</b>	<b>0</b>	<b>3</b>	<b>10</b>	<b>0</b>	<b>13</b>
<b>CARLISLE</b>						
Countryside Center	4	3	0	0	0	7
<b>CARLISLE County Total:</b>	<b>4</b>	<b>3</b>	<b>0</b>	<b>0</b>	<b>0</b>	<b>7</b>
<b>GRAVES</b>						
Fern Terrace of Mayfield	93	18	15	0	0	126
<b>GRAVES County Total:</b>	<b>93</b>	<b>18</b>	<b>15</b>	<b>0</b>	<b>0</b>	<b>126</b>
<b>HICKMAN</b>						
Clinton Hickman County Nursing Facility	0	0	1	2	0	3
Clinton Place	1	3	1	1	0	6
<b>HICKMAN County Total:</b>	<b>1</b>	<b>3</b>	<b>2</b>	<b>3</b>	<b>0</b>	<b>9</b>
<b>MCCRACKEN</b>						
Charter Senior Living of Paducah	0	4	19	33	0	56
Gaither Suites at West Park	0	1	2	23	0	26
<b>MCCRACKEN County Total:</b>	<b>0</b>	<b>5</b>	<b>21</b>	<b>56</b>	<b>0</b>	<b>82</b>
<b>ADD: 1 Total</b>	<b>98</b>	<b>29</b>	<b>41</b>	<b>69</b>	<b>0</b>	<b>237</b>
<b>ADD:2</b>						
<b>CALDWELL</b>						
Highland Homes, Inc.	49	26	4	0	0	79
<b>CALDWELL County Total:</b>	<b>49</b>	<b>26</b>	<b>4</b>	<b>0</b>	<b>0</b>	<b>79</b>
<b>CHRISTIAN</b>						
Charter Senior Living of Hopkinsville	0	5	12	30	0	47
Christian County Manor	49	15	3	0	0	67
Christian Health Center, Hopkinsville	0	0	0	0	0	0

## 2023 ANNUAL KENTUCKY LONG TERM CARE UTILIZATION AND SERVICE REPORT

### Table 16 - Facility Resident Age Distribution- Personal Care Beds

ADD / Facility	Under 65	65-74	75-84	Over 85	Unknown	Total
Pennyryle Home	31	22	6	3	0	62
<b>CHRISTIAN County Total:</b>	<b>80</b>	<b>42</b>	<b>21</b>	<b>33</b>	<b>0</b>	<b>176</b>
<b>CRITTENDEN</b>						
Crittenden County Health and Rehabilitation Center	0	0	0	0	0	0
<b>CRITTENDEN County Total:</b>	<b>0</b>	<b>0</b>	<b>0</b>	<b>0</b>	<b>0</b>	<b>0</b>
<b>HOPKINS</b>						
Madisonville Rest Home I LLC	1	1	0	0	0	2
The Homestead	41	8	0	0	0	49
<b>HOPKINS County Total:</b>	<b>42</b>	<b>9</b>	<b>0</b>	<b>0</b>	<b>0</b>	<b>51</b>
<b>LYON</b>						
Rivers Bend Retirement Community	0	0	0	0	0	0
<b>LYON County Total:</b>	<b>0</b>	<b>0</b>	<b>0</b>	<b>0</b>	<b>0</b>	<b>0</b>
<b>MUHLENBERG</b>						
Greenville Nursing and Rehabilitation	0	0	0	0	0	0
Sparks Nursing Center	34	19	13	6	0	72
<b>MUHLENBERG County Total:</b>	<b>34</b>	<b>19</b>	<b>13</b>	<b>6</b>	<b>0</b>	<b>72</b>
<b>TRIGG</b>						
Better Senior Living	53	5	2	0	0	60
<b>TRIGG County Total:</b>	<b>53</b>	<b>5</b>	<b>2</b>	<b>0</b>	<b>0</b>	<b>60</b>
<b>ADD: 2 Total</b>	<b>258</b>	<b>101</b>	<b>40</b>	<b>39</b>	<b>0</b>	<b>438</b>
<b>ADD:3</b>						
<b>DAVISS</b>						
Calumet Trace Senior Living	0	1	2	10	0	13
Carmel Home	1	1	13	61	0	76
Cedarhurst of Owensboro	0	0	0	0	74	74

## 2023 ANNUAL KENTUCKY LONG TERM CARE UTILIZATION AND SERVICE REPORT

### Table 16 - Facility Resident Age Distribution- Personal Care Beds

ADD / Facility	Under 65	65-74	75-84	Over 85	Unknown	Total
Chautauqua Health and Rehab	3	5	1	1	0	10
Davco Rest Home	64	18	8	0	0	90
Fern Terrace of Owensboro, LLC	22	25	7	4	0	58
<b>DAVIESS County Total:</b>	<b>90</b>	<b>50</b>	<b>31</b>	<b>76</b>	<b>74</b>	<b>321</b>
<b>HANCOCK</b>						
Lewisport Rest Home I LLC	42	7	4	0	0	53
<b>HANCOCK County Total:</b>	<b>42</b>	<b>7</b>	<b>4</b>	<b>0</b>	<b>0</b>	<b>53</b>
<b>HENDERSON</b>						
Henderson Manor	21	7	1	0	0	29
HOH Healthcare, LLC	0	7	15	38	0	60
<b>HENDERSON County Total:</b>	<b>21</b>	<b>14</b>	<b>16</b>	<b>38</b>	<b>0</b>	<b>89</b>
<b>OHIO</b>						
Beaver Dam Nursing and Rehab Center	1	4	1	1	0	7
<b>OHIO County Total:</b>	<b>1</b>	<b>4</b>	<b>1</b>	<b>1</b>	<b>0</b>	<b>7</b>
<b>ADD: 3 Total</b>	<b>154</b>	<b>75</b>	<b>52</b>	<b>115</b>	<b>74</b>	<b>470</b>
<b>ADD:4</b>						
<b>ALLEN</b>						
Cornerstone Manor	26	2	0	0	0	28
Scottsville Manor	27	6	3	0	0	36
<b>ALLEN County Total:</b>	<b>53</b>	<b>8</b>	<b>3</b>	<b>0</b>	<b>0</b>	<b>64</b>
<b>BARREN</b>						
NHC HealthCare, Glasgow	0	0	0	0	0	0
<b>BARREN County Total:</b>	<b>0</b>	<b>0</b>	<b>0</b>	<b>0</b>	<b>0</b>	<b>0</b>
<b>EDMONSON</b>						
Edmonson Center	3	4	2	2	0	11
<b>EDMONSON County Total:</b>	<b>3</b>	<b>4</b>	<b>2</b>	<b>2</b>	<b>0</b>	<b>11</b>

**2023 ANNUAL KENTUCKY LONG TERM CARE UTILIZATION AND SERVICE REPORT**

**Table 16 - Facility Resident Age Distribution- Personal Care Beds**

<b>ADD / Facility</b>	<b>Under 65</b>	<b>65-74</b>	<b>75-84</b>	<b>Over 85</b>	<b>Unknown</b>	<b>Total</b>
<b>HART</b>						
Hart County Manor	6	39	5	0	0	50
<b>HART County Total:</b>	<b>6</b>	<b>39</b>	<b>5</b>	<b>0</b>	<b>0</b>	<b>50</b>
<b>METCALFE</b>						
Harpers Home for the Aged	15	0	2	0	0	17
Metcalfe Health Care Center	2	3	1	0	0	6
<b>METCALFE County Total:</b>	<b>17</b>	<b>3</b>	<b>3</b>	<b>0</b>	<b>0</b>	<b>23</b>
<b>SIMPSON</b>						
Lewis Memorial Methodist Home	0	0	0	0	0	0
<b>SIMPSON County Total:</b>	<b>0</b>	<b>0</b>	<b>0</b>	<b>0</b>	<b>0</b>	<b>0</b>
<b>WARREN</b>						
Christian Health Center of Bowling Green	1	2	15	31	0	49
Fern Terrace of Bowling Green	0	0	0	0	0	0
The Haven At Massey Springs	0	2	4	10	0	16
<b>WARREN County Total:</b>	<b>1</b>	<b>4</b>	<b>19</b>	<b>41</b>	<b>0</b>	<b>65</b>
<b>ADD: 4 Total</b>	<b>80</b>	<b>58</b>	<b>32</b>	<b>43</b>	<b>0</b>	<b>213</b>
<b>ADD:5</b>						
<b>GRAYSON</b>						
Grayson Nursing and Rehab Center	0	0	0	0	0	0
<b>GRAYSON County Total:</b>	<b>0</b>	<b>0</b>	<b>0</b>	<b>0</b>	<b>0</b>	<b>0</b>
<b>HARDIN</b>						
Helmwood Healthcare Center and Elizabeth Sanford Swope Personal Care	0	0	4	8	0	12
Peridot Senior Living	0	1	8	11	0	20

## 2023 ANNUAL KENTUCKY LONG TERM CARE UTILIZATION AND SERVICE REPORT

### Table 16 - Facility Resident Age Distribution- Personal Care Beds

ADD / Facility	Under 65	65-74	75-84	Over 85	Unknown	Total
Signature Healthcare at North Hardin Rehab	0	0	0	0	0	0
<b>HARDIN County Total:</b>	<b>0</b>	<b>1</b>	<b>12</b>	<b>19</b>	<b>0</b>	<b>32</b>
<b>MARION</b>						
Loretto Living Center at Loretto Motherhouse Infirmary, Inc.	0	0	3	5	0	8
The Village of Lebanon II	0	0	0	0	0	0
<b>MARION County Total:</b>	<b>0</b>	<b>0</b>	<b>3</b>	<b>5</b>	<b>0</b>	<b>8</b>
<b>NELSON</b>						
Cooper Trail Senior Living	0	5	25	43	0	73
Windsor Gardens CCRC	0	0	0	0	0	0
<b>NELSON County Total:</b>	<b>0</b>	<b>5</b>	<b>25</b>	<b>43</b>	<b>0</b>	<b>73</b>
<b>WASHINGTON</b>						
Sansbury Care Center	0	0	1	1	0	2
<b>WASHINGTON County Total:</b>	<b>0</b>	<b>0</b>	<b>1</b>	<b>1</b>	<b>0</b>	<b>2</b>
<b>ADD: 5 Total</b>	<b>0</b>	<b>6</b>	<b>41</b>	<b>68</b>	<b>0</b>	<b>115</b>
<b>ADD:6</b>						
<b>BULLITT</b>						
Colonial House of Shepherdsville	21	35	5	0	0	61
Sanders Ridge Health Campus	1	0	10	18	0	29
<b>BULLITT County Total:</b>	<b>22</b>	<b>35</b>	<b>15</b>	<b>18</b>	<b>0</b>	<b>90</b>
<b>JEFFERSON</b>						
Anthology of Louisville	2	3	16	42	0	63
Arcadia Senior Living Louisville	0	8	7	26	0	41
Barton House of Louisville 1	0	1	8	10	0	19
Belmont Village	0	6	27	69	0	102
Brookdale Stonestreet	0	1	4	7	0	12



## 2023 ANNUAL KENTUCKY LONG TERM CARE UTILIZATION AND SERVICE REPORT

### Table 16 - Facility Resident Age Distribution- Personal Care Beds

ADD / Facility	Under 65	65-74	75-84	Over 85	Unknown	Total
Christian Health Center of Louisville	0	0	0	0	0	0
Dominion Senior Living of Louisville	0	0	14	31	0	45
Eastern Star Home in KY	0	0	3	4	0	7
Episcopal Church Home	0	1	6	15	0	22
Forest Hills Commons	0	18	50	42	0	110
Forest Springs Health Campus	0	1	3	25	0	29
Glen Ridge Health Campus	0	0	7	16	0	23
Hallmark House Louisville II	0	3	10	13	0	26
Harmony at Tucker Station	0	2	9	12	0	23
Heartsong Memory Care	0	0	0	0	0	0
Little Sisters of the Poor	0	0	1	9	0	10
Louisville Protestant Altenheim	0	2	5	7	0	14
Masonic Home of Louisville	1	8	20	39	0	68
Morning Pointe of Louisville at South Hurstbourne	0	1	11	45	0	57
Nazareth Home	0	2	11	31	0	44
Nazareth Home Clifton	0	0	0	0	0	0
Parrs at Springhurst	0	2	23	27	0	52
Rose Anna Hughes Home	0	1	4	15	0	20
Storypoint Prospect	0	0	43	11	0	54
Sunrise of Louisville	1	5	24	28	0	58
Symphony at Valley Farms	0	0	0	0	0	0
The Enclave of East Louisville	0	3	14	45	0	62
The Forum at Brookside	0	0	8	15	0	23
The Lantern At Morning Pointe (Louisville)	1	6	12	9	0	28
The Legacy at English Station	0	9	23	19	0	51
The Pinnacle of Louisville	3	4	14	10	0	31
The Spring House at Louisville	0	0	2	4	0	6
The Springs at Stony Brook	1	1	6	14	0	22

**2023 ANNUAL KENTUCKY LONG TERM CARE UTILIZATION AND SERVICE REPORT**

**Table 16 - Facility Resident Age Distribution- Personal Care Beds**

<b>ADD / Facility</b>	<b>Under 65</b>	<b>65-74</b>	<b>75-84</b>	<b>Over 85</b>	<b>Unknown</b>	<b>Total</b>
The Willows at Springhurst	0	0	5	9	0	14
Treyton Oaks Towers	0	1	18	24	0	43
Wesley Manor	0	4	6	7	0	17
Westminster Terrace	0	1	4	15	0	20
Westport Place Health Campus	0	0	4	16	0	20
<b>JEFFERSON County Total:</b>	<b>9</b>	<b>94</b>	<b>422</b>	<b>711</b>	<b>0</b>	<b>1,236</b>
<b>OLDHAM</b>						
The Springs at Oldham Reserve	0	2	7	25	0	34
<b>OLDHAM County Total:</b>	<b>0</b>	<b>2</b>	<b>7</b>	<b>25</b>	<b>0</b>	<b>34</b>
<b>SHELBY</b>						
Colonial Hall Manor	37	10	5	0	0	52
Masonic Home of Shelbyville	3	2	4	13	0	22
Shelby Farms Senior Living	2	3	32	43	0	80
<b>SHELBY County Total:</b>	<b>42</b>	<b>15</b>	<b>41</b>	<b>56</b>	<b>0</b>	<b>154</b>
<b>ADD: 6 Total</b>	<b>73</b>	<b>146</b>	<b>485</b>	<b>810</b>	<b>0</b>	<b>1,514</b>
<b>ADD:7</b>						
<b>BOONE</b>						
Colonial Heights Senior Living	0	4	22	34	0	60
Dominion Senior Living of Florence	0	3	33	26	0	62
<b>BOONE County Total:</b>	<b>0</b>	<b>7</b>	<b>55</b>	<b>60</b>	<b>0</b>	<b>122</b>
<b>CAMPBELL</b>						
Carmel Manor	0	1	4	6	0	11
The Seasons at Alexandria	0	5	20	28	0	53
<b>CAMPBELL County Total:</b>	<b>0</b>	<b>6</b>	<b>24</b>	<b>34</b>	<b>0</b>	<b>64</b>
<b>CARROLL</b>						
Carrollton Manor	18	11	2	0	0	31

**2023 ANNUAL KENTUCKY LONG TERM CARE UTILIZATION AND SERVICE REPORT**

**Table 16 - Facility Resident Age Distribution- Personal Care Beds**

<b>ADD / Facility</b>	<b>Under 65</b>	<b>65-74</b>	<b>75-84</b>	<b>Over 85</b>	<b>Unknown</b>	<b>Total</b>
Valley Haven Rest Home	26	14	4	0	0	44
<b>CARROLL County Total:</b>	<b>44</b>	<b>25</b>	<b>6</b>	<b>0</b>	<b>0</b>	<b>75</b>
<b>GRANT</b>						
Jonesville Rest Home	25	0	1	0	0	26
<b>GRANT County Total:</b>	<b>25</b>	<b>0</b>	<b>1</b>	<b>0</b>	<b>0</b>	<b>26</b>
<b>KENTON</b>						
Covington Ladies Home	1	4	13	7	0	25
Ivy Knoll	2	5	16	11	0	34
Madonna Manor	0	1	9	11	0	21
Regency Manor	25	27	6	1	0	59
Regency Manor North	0	0	0	0	0	0
Rosedale Green	0	2	1	1	0	4
St. Charles Care Center	0	0	3	11	0	14
The Summit of Edgewood	0	9	25	32	0	66
<b>KENTON County Total:</b>	<b>28</b>	<b>48</b>	<b>73</b>	<b>74</b>	<b>0</b>	<b>223</b>
<b>PENDLETON</b>						
Falmouth Personal Care Home	25	1	0	0	0	26
The Front Gate	11	7	1	0	0	19
<b>PENDLETON County Total:</b>	<b>36</b>	<b>8</b>	<b>1</b>	<b>0</b>	<b>0</b>	<b>45</b>
<b>ADD: 7 Total</b>	<b>133</b>	<b>94</b>	<b>160</b>	<b>168</b>	<b>0</b>	<b>555</b>
<b>ADD:8</b>						
<b>LEWIS</b>						
Vanceburg Rehabilitation and Care	0	0	0	0	0	0
<b>LEWIS County Total:</b>	<b>0</b>	<b>0</b>	<b>0</b>	<b>0</b>	<b>0</b>	<b>0</b>
<b>ADD: 8 Total</b>	<b>0</b>	<b>0</b>	<b>0</b>	<b>0</b>	<b>0</b>	<b>0</b>

## 2023 ANNUAL KENTUCKY LONG TERM CARE UTILIZATION AND SERVICE REPORT

### Table 16 - Facility Resident Age Distribution- Personal Care Beds

ADD / Facility	Under 65	65-74	75-84	Over 85	Unknown	Total
<b>ADD:9</b>						
<b>MENIFEE</b>						
Edgewood Estates	3	0	0	0	0	3
<b>MENIFEE County Total:</b>	<b>3</b>	<b>0</b>	<b>0</b>	<b>0</b>	<b>0</b>	<b>3</b>
<b>MONTGOMERY</b>						
Regency Memory Care	0	0	7	11	0	18
<b>MONTGOMERY County Total:</b>	<b>0</b>	<b>0</b>	<b>7</b>	<b>11</b>	<b>0</b>	<b>18</b>
<b>MORGAN</b>						
West Liberty Nursing and Rehabilitation Center	0	1	0	0	0	1
<b>MORGAN County Total:</b>	<b>0</b>	<b>1</b>	<b>0</b>	<b>0</b>	<b>0</b>	<b>1</b>
<b>ADD: 9 Total</b>	<b>3</b>	<b>1</b>	<b>7</b>	<b>11</b>	<b>0</b>	<b>22</b>
<b>ADD:10</b>						
<b>BOYD</b>						
Genesis Health of Ashland	12	10	0	0	0	22
Genesis II Health	9	6	5	1	0	21
Kings Daughters and Sons Home	0	4	14	16	0	34
<b>BOYD County Total:</b>	<b>21</b>	<b>20</b>	<b>19</b>	<b>17</b>	<b>0</b>	<b>77</b>
<b>GREENUP</b>						
Frasures Personal Care Home	45	8	2	0	0	55
Morning Pointe of Russell	2	4	18	33	0	57
The Lantern At Morning Pointe Alzheimers and Memory Care	0	3	14	19	0	36
Trinity Station Retirement Community	0	1	10	15	0	26
<b>GREENUP County Total:</b>	<b>47</b>	<b>16</b>	<b>44</b>	<b>67</b>	<b>0</b>	<b>174</b>

**2023 ANNUAL KENTUCKY LONG TERM CARE UTILIZATION AND SERVICE REPORT**

**Table 16 - Facility Resident Age Distribution- Personal Care Beds**

<b>ADD / Facility</b>	<b>Under 65</b>	<b>65-74</b>	<b>75-84</b>	<b>Over 85</b>	<b>Unknown</b>	<b>Total</b>
<b>LAWRENCE</b>						
The Jordan Center	0	0	0	0	0	0
<b>LAWRENCE County Total:</b>	<b>0</b>	<b>0</b>	<b>0</b>	<b>0</b>	<b>0</b>	<b>0</b>
<b>ADD: 10 Total</b>	<b>68</b>	<b>36</b>	<b>63</b>	<b>84</b>	<b>0</b>	<b>251</b>
<b>ADD:11</b>						
<b>JOHNSON</b>						
Venture Home of Paintsville	55	10	0	0	0	65
<b>JOHNSON County Total:</b>	<b>55</b>	<b>10</b>	<b>0</b>	<b>0</b>	<b>0</b>	<b>65</b>
<b>MAGOFFIN</b>						
Salyersville Nursing and Rehabilitation Center	0	0	0	0	0	0
<b>MAGOFFIN County Total:</b>	<b>0</b>	<b>0</b>	<b>0</b>	<b>0</b>	<b>0</b>	<b>0</b>
<b>PIKE</b>						
Good Shepherd Community Nursing Center	0	0	0	0	0	0
<b>PIKE County Total:</b>	<b>0</b>	<b>0</b>	<b>0</b>	<b>0</b>	<b>0</b>	<b>0</b>
<b>ADD: 11 Total</b>	<b>55</b>	<b>10</b>	<b>0</b>	<b>0</b>	<b>0</b>	<b>65</b>
<b>ADD:12</b>						
<b>KNOTT</b>						
Golden Years Rest Home	51	20	11	0	0	82
<b>KNOTT County Total:</b>	<b>51</b>	<b>20</b>	<b>11</b>	<b>0</b>	<b>0</b>	<b>82</b>
<b>OWSLEY</b>						
Owsley County Health Care Center	0	0	0	0	0	0
<b>OWSLEY County Total:</b>	<b>0</b>	<b>0</b>	<b>0</b>	<b>0</b>	<b>0</b>	<b>0</b>
<b>ADD: 12 Total</b>	<b>51</b>	<b>20</b>	<b>11</b>	<b>0</b>	<b>0</b>	<b>82</b>

**2023 ANNUAL KENTUCKY LONG TERM CARE UTILIZATION AND SERVICE REPORT**

**Table 16 - Facility Resident Age Distribution- Personal Care Beds**

<b>ADD / Facility</b>	<b>Under 65</b>	<b>65-74</b>	<b>75-84</b>	<b>Over 85</b>	<b>Unknown</b>	<b>Total</b>
<b>ADD:13</b>						
<b>BELL</b>						
Generations Center of Middlesboro	35	18	9	2	0	64
<b>BELL County Total:</b>	<b>35</b>	<b>18</b>	<b>9</b>	<b>2</b>	<b>0</b>	<b>64</b>
<b>HARLAN</b>						
The Laurels	35	15	12	2	0	64
<b>HARLAN County Total:</b>	<b>35</b>	<b>15</b>	<b>12</b>	<b>2</b>	<b>0</b>	<b>64</b>
<b>KNOX</b>						
Christian Health Center - Corbin	0	1	0	0	0	1
<b>KNOX County Total:</b>	<b>0</b>	<b>1</b>	<b>0</b>	<b>0</b>	<b>0</b>	<b>1</b>
<b>ADD: 13 Total</b>	<b>70</b>	<b>34</b>	<b>21</b>	<b>4</b>	<b>0</b>	<b>129</b>
<b>ADD:14</b>						
<b>MCCREARY</b>						
Cumberland Manor Rest Home I LLC	32	7	2	0	0	41
<b>MCCREARY County Total:</b>	<b>32</b>	<b>7</b>	<b>2</b>	<b>0</b>	<b>0</b>	<b>41</b>
<b>PULASKI</b>						
Bluegrass Senior Living Somerset	1	4	26	35	0	66
Crestview Personal Care	17	8	4	0	0	29
<b>PULASKI County Total:</b>	<b>18</b>	<b>12</b>	<b>30</b>	<b>35</b>	<b>0</b>	<b>95</b>
<b>TAYLOR</b>						
Bluegrass Way	1	2	7	6	0	16
<b>TAYLOR County Total:</b>	<b>1</b>	<b>2</b>	<b>7</b>	<b>6</b>	<b>0</b>	<b>16</b>
<b>WAYNE</b>						
Dishman Personal Care Home	10	27	2	0	0	39

**2023 ANNUAL KENTUCKY LONG TERM CARE UTILIZATION AND SERVICE REPORT**

**Table 16 - Facility Resident Age Distribution- Personal Care Beds**

<b>ADD / Facility</b>	<b>Under 65</b>	<b>65-74</b>	<b>75-84</b>	<b>Over 85</b>	<b>Unknown</b>	<b>Total</b>
Hicks Golden Years Nursing Home	0	0	0	0	0	0
<b>WAYNE County Total:</b>	<b>10</b>	<b>27</b>	<b>2</b>	<b>0</b>	<b>0</b>	<b>39</b>
<b>ADD: 14 Total</b>	<b>61</b>	<b>48</b>	<b>41</b>	<b>41</b>	<b>0</b>	<b>191</b>
<b>ADD:15</b>						
<b>BOURBON</b>						
Bourbon Heights	0	0	0	1	0	1
<b>BOURBON County Total:</b>	<b>0</b>	<b>0</b>	<b>0</b>	<b>1</b>	<b>0</b>	<b>1</b>
<b>BOYLE</b>						
McDowell Place of Danville	1	2	3	6	0	12
Morning Pointe of Danville	1	4	15	40	0	60
Walkers Trail Senior Living	1	6	29	31	0	67
<b>BOYLE County Total:</b>	<b>3</b>	<b>12</b>	<b>47</b>	<b>77</b>	<b>0</b>	<b>139</b>
<b>CLARK</b>						
Boonesboro Trail Senior Living	2	4	28	39	0	73
<b>CLARK County Total:</b>	<b>2</b>	<b>4</b>	<b>28</b>	<b>39</b>	<b>0</b>	<b>73</b>
<b>ESTILL</b>						
Irvine Nursing and Rehabilitation	0	0	0	0	0	0
<b>ESTILL County Total:</b>	<b>0</b>	<b>0</b>	<b>0</b>	<b>0</b>	<b>0</b>	<b>0</b>
<b>FAYETTE</b>						
Cedarhurst of Beaumont	0	0	26	69	0	95
Central Ky Recovery Center Unit 1	0	0	0	0	0	0
Central KY Recovery Center Unit 2	14	2	0	0	0	16
Legacy Reserve at Fritz Farm	3	12	14	13	0	42
Lexington Country Place	0	1	4	17	0	22
Mayfair Village Retirement Center	1	1	3	13	0	18

**2023 ANNUAL KENTUCKY LONG TERM CARE UTILIZATION AND SERVICE REPORT**

**Table 16 - Facility Resident Age Distribution- Personal Care Beds**

<b>ADD / Facility</b>	<b>Under 65</b>	<b>65-74</b>	<b>75-84</b>	<b>Over 85</b>	<b>Unknown</b>	<b>Total</b>
Morning Pointe of Lexington	2	7	19	45	0	73
Morning Pointe of Lexington East	2	5	24	23	0	54
Preston Greens Senior Living	0	0	0	0	0	0
Richmond Place Senior Living	1	9	25	40	0	75
Signature Healthcare at Tanbark Rehab	0	0	0	0	0	0
The Breckinridge	0	5	7	7	0	19
The Lantern at Morning Pointe	1	4	18	16	0	39
The Legacy at the Willows	0	0	6	13	0	19
The Willows at Citation	0	1	7	17	0	25
The Willows at Fritz Farm	0	0	4	13	0	17
The Willows at Hamburg	0	2	5	20	0	27
<b>FAYETTE County Total:</b>	<b>24</b>	<b>49</b>	<b>162</b>	<b>306</b>	<b>0</b>	<b>541</b>
<b>FRANKLIN</b>						
Dominion Senior Living of Frankfort	0	15	23	13	0	51
Morning Pointe of Frankfort	0	4	11	29	0	44
The Lantern at Morning Pointe of Frankfort	0	5	11	16	0	32
<b>FRANKLIN County Total:</b>	<b>0</b>	<b>24</b>	<b>45</b>	<b>58</b>	<b>0</b>	<b>127</b>
<b>HARRISON</b>						
Cedar Ridge Health Campus	0	3	4	24	0	31
Parkside Manor	35	13	2	0	0	50
Shady Lawn	19	50	0	0	0	69
<b>HARRISON County Total:</b>	<b>54</b>	<b>66</b>	<b>6</b>	<b>24</b>	<b>0</b>	<b>150</b>
<b>JESSAMINE</b>						
Bridgepointe at Ashgrove Woods	0	2	18	29	0	49
Cedarhurst of Nicholasville	3	5	21	28	0	57
Rose Terrace, LLC	20	17	3	0	0	40



## 2023 ANNUAL KENTUCKY LONG TERM CARE UTILIZATION AND SERVICE REPORT

### Table 16 - Facility Resident Age Distribution- Personal Care Beds

ADD / Facility	Under 65	65-74	75-84	Over 85	Unknown	Total
Wesley Village	0	0	2	18	0	20
<b>JESSAMINE County Total:</b>	<b>23</b>	<b>24</b>	<b>44</b>	<b>75</b>	<b>0</b>	<b>166</b>
LINCOLN						
Waynesburg Manor	3	16	9	0	0	28
<b>LINCOLN County Total:</b>	<b>3</b>	<b>16</b>	<b>9</b>	<b>0</b>	<b>0</b>	<b>28</b>
MADISON						
Dominion Senior Living of Richmond	3	8	32	36	0	79
Morning Pointe of Richmond	0	5	14	20	0	39
Telford Terrace	0	0	1	11	0	12
<b>MADISON County Total:</b>	<b>3</b>	<b>13</b>	<b>47</b>	<b>67</b>	<b>0</b>	<b>130</b>
MERCER						
The Willows at Harrodsburg	1	0	2	33	0	36
<b>MERCER County Total:</b>	<b>1</b>	<b>0</b>	<b>2</b>	<b>33</b>	<b>0</b>	<b>36</b>
POWELL						
Stanton Nursing and Rehabilitation Center	0	0	0	1	0	1
<b>POWELL County Total:</b>	<b>0</b>	<b>0</b>	<b>0</b>	<b>1</b>	<b>0</b>	<b>1</b>
SCOTT						
The Meadows At Windsor Gardens	0	3	5	4	0	12
<b>SCOTT County Total:</b>	<b>0</b>	<b>3</b>	<b>5</b>	<b>4</b>	<b>0</b>	<b>12</b>
WOODFORD						
Daisy Hill Senior Living	0	1	4	11	0	16
Taylor Manor Nursing Home	0	0	1	2	0	3
The Homeplace At Midway	0	0	3	5	0	8
<b>WOODFORD County Total:</b>	<b>0</b>	<b>1</b>	<b>8</b>	<b>18</b>	<b>0</b>	<b>27</b>

**2023 ANNUAL KENTUCKY LONG TERM CARE UTILIZATION AND SERVICE REPORT**

**Table 16 - Facility Resident Age Distribution- Personal Care Beds**

<b>ADD / Facility</b>	<b>Under 65</b>	<b>65-74</b>	<b>75-84</b>	<b>Over 85</b>	<b>Unknown</b>	<b>Total</b>
<b>ADD: 15 Total</b>	<b>113</b>	<b>212</b>	<b>403</b>	<b>703</b>	<b>0</b>	<b>1,431</b>
<b>Statewide Total</b>	<b>1,217</b>	<b>870</b>	<b>1,397</b>	<b>2,155</b>	<b>74</b>	<b>5,713</b>

**2023 ANNUAL KENTUCKY LONG TERM CARE UTILIZATION AND SERVICE REPORT**

**Table 17 - Facility Resident Age Distribution- Nursing Home (CCRC) Beds**

<b>ADD / Facility</b>	<b>Under 65</b>	<b>65-74</b>	<b>75-84</b>	<b>Over 85</b>	<b>Unknown</b>	<b>Total</b>
<b>ADD:2</b>						
<b>CHRISTIAN</b>						
Christian Health Center, Hopkinsville	0	0	0	2	0	2
<b>CHRISTIAN County Total:</b>	<b>0</b>	<b>0</b>	<b>0</b>	<b>2</b>	<b>0</b>	<b>2</b>
<b>LYON</b>						
Rivers Bend Retirement Community	0	1	0	0	0	1
<b>LYON County Total:</b>	<b>0</b>	<b>1</b>	<b>0</b>	<b>0</b>	<b>0</b>	<b>1</b>
<b>ADD: 2 Total</b>	<b>0</b>	<b>1</b>	<b>0</b>	<b>2</b>	<b>0</b>	<b>3</b>
<b>ADD:3</b>						
<b>UNION</b>						
Breckinridge Place	0	1	1	5	0	7
<b>UNION County Total:</b>	<b>0</b>	<b>1</b>	<b>1</b>	<b>5</b>	<b>0</b>	<b>7</b>
<b>ADD: 3 Total</b>	<b>0</b>	<b>1</b>	<b>1</b>	<b>5</b>	<b>0</b>	<b>7</b>
<b>ADD:4</b>						
<b>WARREN</b>						
Christian Health Center of Bowling Green	0	0	7	16	0	23
<b>WARREN County Total:</b>	<b>0</b>	<b>0</b>	<b>7</b>	<b>16</b>	<b>0</b>	<b>23</b>
<b>ADD: 4 Total</b>	<b>0</b>	<b>0</b>	<b>7</b>	<b>16</b>	<b>0</b>	<b>23</b>
<b>ADD:5</b>						
<b>MARION</b>						
The Village of Lebanon II	0	0	2	6	0	8
<b>MARION County Total:</b>	<b>0</b>	<b>0</b>	<b>2</b>	<b>6</b>	<b>0</b>	<b>8</b>
<b>ADD: 5 Total</b>	<b>0</b>	<b>0</b>	<b>2</b>	<b>6</b>	<b>0</b>	<b>8</b>
<b>ADD:6</b>						
<b>JEFFERSON</b>						
Christian Health Center of Louisville	0	0	0	0	0	0
Louisville Protestant Altenheim	0	2	1	1	0	4

**2023 ANNUAL KENTUCKY LONG TERM CARE UTILIZATION AND SERVICE REPORT**

**Table 17 - Facility Resident Age Distribution- Nursing Home (CCRC) Beds**

<b>ADD / Facility</b>	<b>Under 65</b>	<b>65-74</b>	<b>75-84</b>	<b>Over 85</b>	<b>Unknown</b>	<b>Total</b>
The Springs at Stony Brook	0	0	0	0	0	0
<b>JEFFERSON County Total:</b>	<b>0</b>	<b>2</b>	<b>1</b>	<b>1</b>	<b>0</b>	<b>4</b>
<b>ADD: 6 Total</b>	<b>0</b>	<b>2</b>	<b>1</b>	<b>1</b>	<b>0</b>	<b>4</b>
<b>ADD:7</b>						
<b>KENTON</b>						
Madonna Manor	0	0	0	1	0	1
<b>KENTON County Total:</b>	<b>0</b>	<b>0</b>	<b>0</b>	<b>1</b>	<b>0</b>	<b>1</b>
<b>ADD: 7 Total</b>	<b>0</b>	<b>0</b>	<b>0</b>	<b>1</b>	<b>0</b>	<b>1</b>
<b>ADD:10</b>						
<b>GREENUP</b>						
Trinity Station Retirement Community	0	2	4	5	0	11
<b>GREENUP County Total:</b>	<b>0</b>	<b>2</b>	<b>4</b>	<b>5</b>	<b>0</b>	<b>11</b>
<b>ADD: 10 Total</b>	<b>0</b>	<b>2</b>	<b>4</b>	<b>5</b>	<b>0</b>	<b>11</b>
<b>ADD:13</b>						
<b>KNOX</b>						
Christian Health Center - Corbin	0	1	0	2	0	3
<b>KNOX County Total:</b>	<b>0</b>	<b>1</b>	<b>0</b>	<b>2</b>	<b>0</b>	<b>3</b>
<b>LAUREL</b>						
Laurel Heights Home for the Elderly	0	2	8	7	0	17
<b>LAUREL County Total:</b>	<b>0</b>	<b>2</b>	<b>8</b>	<b>7</b>	<b>0</b>	<b>17</b>
<b>ADD: 13 Total</b>	<b>0</b>	<b>3</b>	<b>8</b>	<b>9</b>	<b>0</b>	<b>20</b>

## 2023 ANNUAL KENTUCKY LONG TERM CARE UTILIZATION AND SERVICE REPORT

### Table 17 - Facility Resident Age Distribution- Nursing Home (CCRC) Beds

ADD / Facility	Under 65	65-74	75-84	Over 85	Unknown	Total
<b>ADD:14</b>						
<b>PULASKI</b>						
The Neighborhood Nursing Facility	0	3	4	5	0	12
<b>PULASKI County Total:</b>	<b>0</b>	<b>3</b>	<b>4</b>	<b>5</b>	<b>0</b>	<b>12</b>
<b>ADD: 14 Total</b>	<b>0</b>	<b>3</b>	<b>4</b>	<b>5</b>	<b>0</b>	<b>12</b>
<b>ADD:15</b>						
<b>FAYETTE</b>						
Sayre Christian Village Nursing Home	1	0	4	5	0	10
The Willows at Citation	0	1	1	0	0	2
The Willows at Hamburg	0	0	3	7	0	10
<b>FAYETTE County Total:</b>	<b>1</b>	<b>1</b>	<b>8</b>	<b>12</b>	<b>0</b>	<b>22</b>
<b>HARRISON</b>						
Cedar Ridge Health Campus	0	0	2	3	0	5
<b>HARRISON County Total:</b>	<b>0</b>	<b>0</b>	<b>2</b>	<b>3</b>	<b>0</b>	<b>5</b>
<b>JESSAMINE</b>						
Bridgepointe at Ashgrove Woods	0	1	1	2	0	4
Wesley Village	0	1	0	24	0	25
<b>JESSAMINE County Total:</b>	<b>0</b>	<b>2</b>	<b>1</b>	<b>26</b>	<b>0</b>	<b>29</b>
<b>MADISON</b>						
Telford Terrace	0	0	1	0	0	1
<b>MADISON County Total:</b>	<b>0</b>	<b>0</b>	<b>1</b>	<b>0</b>	<b>0</b>	<b>1</b>
<b>MERCER</b>						
The Willows at Harrodsburg	0	2	1	6	0	9
<b>MERCER County Total:</b>	<b>0</b>	<b>2</b>	<b>1</b>	<b>6</b>	<b>0</b>	<b>9</b>

**2023 ANNUAL KENTUCKY LONG TERM CARE UTILIZATION AND SERVICE REPORT**

**Table 17 - Facility Resident Age Distribution- Nursing Home (CCRC) Beds**

<b>ADD / Facility</b>	<b>Under 65</b>	<b>65-74</b>	<b>75-84</b>	<b>Over 85</b>	<b>Unknown</b>	<b>Total</b>
WOODFORD						
The Homeplace At Midway	0	0	4	1	0	5
<b>WOODFORD County Total:</b>	<b>0</b>	<b>0</b>	<b>4</b>	<b>1</b>	<b>0</b>	<b>5</b>
<b>ADD: 15 Total</b>	<b>1</b>	<b>5</b>	<b>17</b>	<b>48</b>	<b>0</b>	<b>71</b>
<b>Statewide Total</b>	<b>1</b>	<b>17</b>	<b>44</b>	<b>98</b>	<b>0</b>	<b>160</b>

**2023 ANNUAL KENTUCKY LONG TERM CARE UTILIZATION AND SERVICE REPORT**

**Table 18 - Facility Resident Age Distribution- Nursing Home (Non-CCRC) Beds**

<b>ADD / Facility</b>	<b>Under 65</b>	<b>65-74</b>	<b>75-84</b>	<b>Over 85</b>	<b>Unknown</b>	<b>Total</b>
<b>ADD:3</b>						
<b>DAVIESS</b>						
Hermitage Care and Rehabilitation Center	0	4	3	5	0	12
<b>DAVIESS County Total:</b>	<b>0</b>	<b>4</b>	<b>3</b>	<b>5</b>	<b>0</b>	<b>12</b>
<b>WEBSTER</b>						
Shemwell Nursing Home	1	1	9	8	0	19
<b>WEBSTER County Total:</b>	<b>1</b>	<b>1</b>	<b>9</b>	<b>8</b>	<b>0</b>	<b>19</b>
<b>ADD: 3 Total</b>	<b>1</b>	<b>5</b>	<b>12</b>	<b>13</b>	<b>0</b>	<b>31</b>
<b>ADD:15</b>						
<b>BOURBON</b>						
Bourbon Heights	1	1	6	11	0	19
<b>BOURBON County Total:</b>	<b>1</b>	<b>1</b>	<b>6</b>	<b>11</b>	<b>0</b>	<b>19</b>
<b>WOODFORD</b>						
Taylor Manor Nursing Home	0	2	6	13	0	21
<b>WOODFORD County Total:</b>	<b>0</b>	<b>2</b>	<b>6</b>	<b>13</b>	<b>0</b>	<b>21</b>
<b>ADD: 15 Total</b>	<b>1</b>	<b>3</b>	<b>12</b>	<b>24</b>	<b>0</b>	<b>40</b>
<b>Statewide Total</b>	<b>2</b>	<b>8</b>	<b>24</b>	<b>37</b>	<b>0</b>	<b>71</b>

**2023 ANNUAL KENTUCKY LONG TERM CARE UTILIZATION AND SERVICE REPORT**

**Table 19 - Facility Resident Age Distribution- Intermediate Care Beds**

<b>ADD / Facility</b>	<b>Under 65</b>	<b>65-74</b>	<b>75-84</b>	<b>Over 85</b>	<b>Unknown</b>	<b>Total</b>
<b>ADD:3</b>						
<b>WEBSTER</b>						
Shemwell Nursing Home	0	0	1	0	0	1
<b>WEBSTER County Total:</b>	<b>0</b>	<b>0</b>	<b>1</b>	<b>0</b>	<b>0</b>	<b>1</b>
<b>ADD: 3 Total</b>	<b>0</b>	<b>0</b>	<b>1</b>	<b>0</b>	<b>0</b>	<b>1</b>
<b>ADD:4</b>						
<b>WARREN</b>						
Christian Health Center of Bowling Green	0	0	1	1	0	2
<b>WARREN County Total:</b>	<b>0</b>	<b>0</b>	<b>1</b>	<b>1</b>	<b>0</b>	<b>2</b>
<b>ADD: 4 Total</b>	<b>0</b>	<b>0</b>	<b>1</b>	<b>1</b>	<b>0</b>	<b>2</b>
<b>ADD:6</b>						
<b>JEFFERSON</b>						
Eastern Star Home in KY	0	1	2	7	0	10
Louisville Protestant Altenheim	0	0	1	9	0	10
<b>JEFFERSON County Total:</b>	<b>0</b>	<b>1</b>	<b>3</b>	<b>16</b>	<b>0</b>	<b>20</b>
<b>ADD: 6 Total</b>	<b>0</b>	<b>1</b>	<b>3</b>	<b>16</b>	<b>0</b>	<b>20</b>
<b>ADD:15</b>						
<b>HARRISON</b>						
Cedar Ridge Health Campus	0	1	1	0	0	2
<b>HARRISON County Total:</b>	<b>0</b>	<b>1</b>	<b>1</b>	<b>0</b>	<b>0</b>	<b>2</b>
<b>JESSAMINE</b>						
Wesley Village	0	0	0	1	0	1
<b>JESSAMINE County Total:</b>	<b>0</b>	<b>0</b>	<b>0</b>	<b>1</b>	<b>0</b>	<b>1</b>
<b>MADISON</b>						
Telford Terrace	0	0	0	2	0	2
<b>MADISON County Total:</b>	<b>0</b>	<b>0</b>	<b>0</b>	<b>2</b>	<b>0</b>	<b>2</b>



**2023 ANNUAL KENTUCKY LONG TERM CARE UTILIZATION AND SERVICE REPORT**

**Table 19 - Facility Resident Age Distribution- Intermediate Care Beds**

<b>ADD / Facility</b>	<b>Under 65</b>	<b>65-74</b>	<b>75-84</b>	<b>Over 85</b>	<b>Unknown</b>	<b>Total</b>
WOODFORD						
Taylor Manor Nursing Home	0	0	1	7	0	8
<b>WOODFORD County Total:</b>	<b>0</b>	<b>0</b>	<b>1</b>	<b>7</b>	<b>0</b>	<b>8</b>
<b>ADD: 15 Total</b>	<b>0</b>	<b>1</b>	<b>2</b>	<b>10</b>	<b>0</b>	<b>13</b>
<b>Statewide Total</b>	<b>0</b>	<b>2</b>	<b>7</b>	<b>27</b>	<b>0</b>	<b>36</b>

**2023 ANNUAL KENTUCKY LONG TERM CARE UTILIZATION AND SERVICE REPORT**

**Table 20 - Facility Resident Age Distribution- Alzheimer Facility Beds**

<b>ADD / Facility</b>	<b>Under 65</b>	<b>65-74</b>	<b>75-84</b>	<b>Over 85</b>	<b>Unknown</b>	<b>Total</b>
<b>ADD:3</b>						
<b>DAVISS</b>						
Wellington Parc of Owensboro	1	1	20	20	0	42
<b>DAVISS County Total:</b>	<b>1</b>	<b>1</b>	<b>20</b>	<b>20</b>	<b>0</b>	<b>42</b>
<b>ADD: 3 Total</b>	<b>1</b>	<b>1</b>	<b>20</b>	<b>20</b>	<b>0</b>	<b>42</b>
<b>ADD:4</b>						
<b>WARREN</b>						
Magnolia Village	2	14	44	63	0	123
<b>WARREN County Total:</b>	<b>2</b>	<b>14</b>	<b>44</b>	<b>63</b>	<b>0</b>	<b>123</b>
<b>ADD: 4 Total</b>	<b>2</b>	<b>14</b>	<b>44</b>	<b>63</b>	<b>0</b>	<b>123</b>
<b>Statewide Total</b>	<b>3</b>	<b>15</b>	<b>64</b>	<b>83</b>	<b>0</b>	<b>165</b>

2023 ANNUAL KENTUCKY LONG TERM CARE UTILIZATION AND SERVICE REPORT

Table 21 - Facility Resident Age Distribution- ICF/IID Beds

ADD / Facility	Under 65	65-74	75-84	Over 85	Unknown	Total
<b>ADD:2</b>						
<b>CHRISTIAN</b>						
Outwood ICF/IID	42	6	0	0	0	48
<b>CHRISTIAN County Total:</b>	<b>42</b>	<b>6</b>	<b>0</b>	<b>0</b>	<b>0</b>	<b>48</b>
<b>ADD: 2 Total</b>	<b>42</b>	<b>6</b>	<b>0</b>	<b>0</b>	<b>0</b>	<b>48</b>
<b>ADD:3</b>						
<b>DAVISS</b>						
Wendell Fosters Campus for Developmental Disabilit	56	6	1	0	0	63
<b>DAVISS County Total:</b>	<b>56</b>	<b>6</b>	<b>1</b>	<b>0</b>	<b>0</b>	<b>63</b>
<b>ADD: 3 Total</b>	<b>56</b>	<b>6</b>	<b>1</b>	<b>0</b>	<b>0</b>	<b>63</b>
<b>ADD:6</b>						
<b>BULLITT</b>						
Meadows ICF/IID	6	2	0	0	0	8
<b>BULLITT County Total:</b>	<b>6</b>	<b>2</b>	<b>0</b>	<b>0</b>	<b>0</b>	<b>8</b>
<b>HENRY</b>						
Cedar Lake Lodge Park Place I	5	2	1	0	0	8
Cedar Lake Lodge Park Place II	5	2	0	0	0	7
<b>HENRY County Total:</b>	<b>10</b>	<b>4</b>	<b>1</b>	<b>0</b>	<b>0</b>	<b>15</b>
<b>JEFFERSON</b>						
Bingham Gardens	22	0	0	0	0	22
Del Maria ICF/IID	5	2	1	0	0	8
Hazelwood Center	39	6	2	0	0	47
<b>JEFFERSON County Total:</b>	<b>66</b>	<b>8</b>	<b>3</b>	<b>0</b>	<b>0</b>	<b>77</b>
<b>OLDHAM</b>						
Cedar Lake Lodge	51	10	2	0	0	63
Cedar Lake Lodge Sycamore Run I	1	3	0	0	0	4

**2023 ANNUAL KENTUCKY LONG TERM CARE UTILIZATION AND SERVICE REPORT**

**Table 21 - Facility Resident Age Distribution- ICF/IID Beds**

<b>ADD / Facility</b>	<b>Under 65</b>	<b>65-74</b>	<b>75-84</b>	<b>Over 85</b>	<b>Unknown</b>	<b>Total</b>
Cedar Lake Lodge Sycamore Run II	4	0	0	0	0	4
Windsong ICF/IID	4	3	1	0	0	8
<b>OLDHAM County Total:</b>	<b>60</b>	<b>16</b>	<b>3</b>	<b>0</b>	<b>0</b>	<b>79</b>
<b>ADD: 6 Total</b>	<b>142</b>	<b>30</b>	<b>7</b>	<b>0</b>	<b>0</b>	<b>179</b>
<b>ADD:14</b>						
<b>PULASKI</b>						
Oakwood ICF/IID Unit 1	30	9	1	0	0	40
Oakwood ICF/IID Unit 2	26	0	0	0	0	26
Oakwood ICF/IID Unit 3	20	0	0	0	0	20
Oakwood ICF/IID Unit 4	24	3	0	0	0	27
<b>PULASKI County Total:</b>	<b>100</b>	<b>12</b>	<b>1</b>	<b>0</b>	<b>0</b>	<b>113</b>
<b>ADD: 14 Total</b>	<b>100</b>	<b>12</b>	<b>1</b>	<b>0</b>	<b>0</b>	<b>113</b>
<b>Statewide Total</b>	<b>340</b>	<b>54</b>	<b>9</b>	<b>0</b>	<b>0</b>	<b>403</b>

# KENTUCKY ANNUAL LONG-TERM CARE SERVICES REPORT



KENTUCKY CABINET FOR  
HEALTH AND FAMILY SERVICES

SECTION IV: PATIENT DEATH  
DISTRIBUTION DATA

**Table 22 - Facility Resident Death Distribution- Nursing Facility Beds 2023**

<b>ADD / Facility</b>	<b>Under 65</b>	<b>65-74</b>	<b>75-84</b>	<b>Over 85</b>	<b>Unknown</b>	<b>Total</b>
<b>ADD:1</b>						
<b>BALLARD</b>						
Life Care Center of LaCenter	0	0	5	22	0	27
<b>BALLARD County Total:</b>	<b>0</b>	<b>0</b>	<b>5</b>	<b>22</b>	<b>0</b>	<b>27</b>
<b>CALLOWAY</b>						
Spring Creek Post Acute and Rehab	0	0	0	0	0	0
<b>CALLOWAY County Total:</b>	<b>0</b>	<b>0</b>	<b>0</b>	<b>0</b>	<b>0</b>	<b>0</b>
<b>CARLISLE</b>						
Countryside Center	3	5	9	12	0	29
<b>CARLISLE County Total:</b>	<b>3</b>	<b>5</b>	<b>9</b>	<b>12</b>	<b>0</b>	<b>29</b>
<b>FULTON</b>						
Fulton Nursing and Rehab	3	8	6	6	0	23
<b>FULTON County Total:</b>	<b>3</b>	<b>8</b>	<b>6</b>	<b>6</b>	<b>0</b>	<b>23</b>
<b>GRAVES</b>						
Green Acres Health Care	0	7	6	11	0	24
Mayfield Health and Rehabilitation	0	0	0	0	0	0
Mills Nursing and Rehabilitation	1	5	7	19	0	32
<b>GRAVES County Total:</b>	<b>1</b>	<b>12</b>	<b>13</b>	<b>30</b>	<b>0</b>	<b>56</b>
<b>HICKMAN</b>						
Clinton Hickman County Nursing Facility	0	0	1	18	0	19
Clinton Place	1	5	16	9	0	31
<b>HICKMAN County Total:</b>	<b>1</b>	<b>5</b>	<b>17</b>	<b>27</b>	<b>0</b>	<b>50</b>
<b>MARSHALL</b>						
Calvert City Convalescent Center	0	0	5	27	0	32
Lake Way Nursing and Rehabilitation Center	5	2	9	17	0	33

**Table 22 - Facility Resident Death Distribution- Nursing Facility Beds 2023**

<b>ADD / Facility</b>	<b>Under 65</b>	<b>65-74</b>	<b>75-84</b>	<b>Over 85</b>	<b>Unknown</b>	<b>Total</b>
Oakview Nursing and Rehabilitation Center	0	4	6	11	0	21
<b>MARSHALL County Total:</b>	<b>5</b>	<b>6</b>	<b>20</b>	<b>55</b>	<b>0</b>	<b>86</b>
<b>MCCRACKEN</b>						
Baptist Health Paducah (TCU)	0	0	0	0	0	0
Parkview Nursing and Rehabilitation Center (Paducah)	5	7	23	58	0	93
Providence Pointe Healthcare	2	1	9	20	0	32
River Haven Nursing and Rehab	12	7	11	7	0	37
Stonecreek Health and Rehab	4	9	12	14	0	39
<b>MCCRACKEN County Total:</b>	<b>23</b>	<b>24</b>	<b>55</b>	<b>99</b>	<b>0</b>	<b>201</b>
<b>ADD: 1 Total</b>	<b>36</b>	<b>60</b>	<b>125</b>	<b>251</b>	<b>0</b>	<b>472</b>
<b>ADD:2</b>						
<b>CALDWELL</b>						
Princeton Health and Rehab Center	0	5	7	17	0	29
<b>CALDWELL County Total:</b>	<b>0</b>	<b>5</b>	<b>7</b>	<b>17</b>	<b>0</b>	<b>29</b>
<b>CHRISTIAN</b>						
Bradford Heights Health and Rehab Center	3	13	14	14	0	44
Christian Health Center, Hopkinsville	1	2	11	20	0	34
Christian Heights Nursing and Rehabilitation Center	4	4	2	2	0	12
Covingtons Convalescent Center	0	0	0	0	0	0
Western State Nursing Facility	0	6	4	2	0	12
<b>CHRISTIAN County Total:</b>	<b>8</b>	<b>25</b>	<b>31</b>	<b>38</b>	<b>0</b>	<b>102</b>
<b>CRITTENDEN</b>						
Crittenden County Health and Rehabilitation Center	3	9	5	6	0	23
<b>CRITTENDEN County Total:</b>	<b>3</b>	<b>9</b>	<b>5</b>	<b>6</b>	<b>0</b>	<b>23</b>

**Table 22 - Facility Resident Death Distribution- Nursing Facility Beds 2023**

<b>ADD / Facility</b>	<b>Under 65</b>	<b>65-74</b>	<b>75-84</b>	<b>Over 85</b>	<b>Unknown</b>	<b>Total</b>
<b>HOPKINS</b>						
Baptist Health Deaconess Madisonville (LTC)	0	0	0	0	0	0
Brighton Cornerstone Health Care	0	3	4	4	0	11
Dawson Springs Health And Rehab Ctr	2	5	5	3	0	15
Hillside Center	2	3	12	7	0	24
Joseph Eddie Ballard Western Kentucky Veterans Ctr	0	3	3	17	0	23
Madisonville Health and Rehabilitation	2	7	7	14	0	30
Ridgewood Terrace Nursing Home	0	0	0	0	0	0
Tradewater Pointe	1	3	3	5	0	12
<b>HOPKINS County Total:</b>	<b>7</b>	<b>24</b>	<b>34</b>	<b>50</b>	<b>0</b>	<b>115</b>
<b>LIVINGSTON</b>						
Salem Springlake Health and Rehabilitation Center	0	7	4	8	0	19
<b>LIVINGSTON County Total:</b>	<b>0</b>	<b>7</b>	<b>4</b>	<b>8</b>	<b>0</b>	<b>19</b>
<b>LYON</b>						
Landmark of Kuttawa	1	1	5	1	0	8
Rivers Bend Retirement Community	0	3	5	15	0	23
<b>LYON County Total:</b>	<b>1</b>	<b>4</b>	<b>10</b>	<b>16</b>	<b>0</b>	<b>31</b>
<b>MUHLENBERG</b>						
Greenville Nursing and Rehabilitation	1	2	6	9	0	18
Maple Health and Rehabilitation	1	4	5	19	0	29
Owensboro Health Muhlenberg Community Hospital Long Term Care	0	2	9	9	0	20
<b>MUHLENBERG County Total:</b>	<b>2</b>	<b>8</b>	<b>20</b>	<b>37</b>	<b>0</b>	<b>67</b>
<b>TODD</b>						
Hearthstone Place	1	0	3	4	0	8
<b>TODD County Total:</b>	<b>1</b>	<b>0</b>	<b>3</b>	<b>4</b>	<b>0</b>	<b>8</b>



**Table 22 - Facility Resident Death Distribution- Nursing Facility Beds 2023**

<b>ADD / Facility</b>	<b>Under 65</b>	<b>65-74</b>	<b>75-84</b>	<b>Over 85</b>	<b>Unknown</b>	<b>Total</b>
<b>TRIGG</b>						
Shady Lawn Nursing and Rehabilitation Center	4	4	7	5	0	20
<b>TRIGG County Total:</b>	<b>4</b>	<b>4</b>	<b>7</b>	<b>5</b>	<b>0</b>	<b>20</b>
<b>ADD: 2 Total</b>	<b>26</b>	<b>86</b>	<b>121</b>	<b>181</b>	<b>0</b>	<b>414</b>
<b>ADD:3</b>						
<b>DAVISS</b>						
Carmel Home	0	0	2	15	0	17
Chautauqua Health and Rehab	1	1	11	10	0	23
Hermitage Care and Rehabilitation Center	0	1	8	17	0	26
Signature Healthcare at Hillcrest	2	9	11	21	0	43
The Transitional Care Center of Owensboro	0	1	1	6	0	8
Twin Rivers Nursing and Rehab Center	4	6	10	5	0	25
Wellington Parc of Owensboro	0	0	0	2	0	2
<b>DAVISS County Total:</b>	<b>7</b>	<b>18</b>	<b>43</b>	<b>76</b>	<b>0</b>	<b>144</b>
<b>HANCOCK</b>						
Heartland Villa Center	0	0	5	7	0	12
<b>HANCOCK County Total:</b>	<b>0</b>	<b>0</b>	<b>5</b>	<b>7</b>	<b>0</b>	<b>12</b>
<b>HENDERSON</b>						
Henderson Nursing and Rehabilitation Center	3	6	5	5	0	19
Redbanks	4	9	14	33	0	60
<b>HENDERSON County Total:</b>	<b>7</b>	<b>15</b>	<b>19</b>	<b>38</b>	<b>0</b>	<b>79</b>
<b>MCLEAN</b>						
Riverside Care and Rehab Ctr	1	2	10	12	0	25
<b>MCLEAN County Total:</b>	<b>1</b>	<b>2</b>	<b>10</b>	<b>12</b>	<b>0</b>	<b>25</b>

**Table 22 - Facility Resident Death Distribution- Nursing Facility Beds 2023**

<b>ADD / Facility</b>	<b>Under 65</b>	<b>65-74</b>	<b>75-84</b>	<b>Over 85</b>	<b>Unknown</b>	<b>Total</b>
<b>OHIO</b>						
Beaver Dam Nursing and Rehab Center	0	2	5	6	0	13
Fordsville Nursing and Rehabilitation Center	2	4	6	3	0	15
Signature Healthcare of Hartford Rehab and Wellnes	5	5	13	20	0	43
<b>OHIO County Total:</b>	<b>7</b>	<b>11</b>	<b>24</b>	<b>29</b>	<b>0</b>	<b>71</b>
<b>UNION</b>						
Breckinridge Place	0	0	1	3	0	4
Morganfield Nursing and Rehabilitation Center	2	4	7	3	0	16
<b>UNION County Total:</b>	<b>2</b>	<b>4</b>	<b>8</b>	<b>6</b>	<b>0</b>	<b>20</b>
<b>WEBSTER</b>						
Redbanks Colonial Terrace	3	1	5	9	0	18
<b>WEBSTER County Total:</b>	<b>3</b>	<b>1</b>	<b>5</b>	<b>9</b>	<b>0</b>	<b>18</b>
<b>ADD: 3 Total</b>	<b>27</b>	<b>51</b>	<b>114</b>	<b>177</b>	<b>0</b>	<b>369</b>
<b>ADD:4</b>						
<b>ALLEN</b>						
Cal Turner Rehab and Specialty Care	5	7	12	20	0	44
<b>ALLEN County Total:</b>	<b>5</b>	<b>7</b>	<b>12</b>	<b>20</b>	<b>0</b>	<b>44</b>
<b>BARREN</b>						
Barren County Nursing and Rehab	3	7	9	24	0	43
Glasgow State Nursing Facility	1	3	7	1	0	12
Glenview Health Care Facility	1	6	7	10	0	24
NHC HealthCare, Glasgow	0	5	12	39	0	56
Signature Healthcare of Glasgow Rehab & Wellness Center	1	6	7	6	0	20
T.J. Samson Community Hospital Skilled Nursing Unit	0	0	0	0	0	0
<b>BARREN County Total:</b>	<b>6</b>	<b>27</b>	<b>42</b>	<b>80</b>	<b>0</b>	<b>155</b>

**Table 22 - Facility Resident Death Distribution- Nursing Facility Beds 2023**

<b>ADD / Facility</b>	<b>Under 65</b>	<b>65-74</b>	<b>75-84</b>	<b>Over 85</b>	<b>Unknown</b>	<b>Total</b>
<b>BUTLER</b>						
Morgantown Care and Rehabilitation Center	4	5	7	16	0	32
<b>BUTLER County Total:</b>	<b>4</b>	<b>5</b>	<b>7</b>	<b>16</b>	<b>0</b>	<b>32</b>
<b>EDMONSON</b>						
Edmonson Center	1	3	3	18	0	25
<b>EDMONSON County Total:</b>	<b>1</b>	<b>3</b>	<b>3</b>	<b>18</b>	<b>0</b>	<b>25</b>
<b>HART</b>						
Signature Healthcare of Hart County	2	8	6	10	0	26
<b>HART County Total:</b>	<b>2</b>	<b>8</b>	<b>6</b>	<b>10</b>	<b>0</b>	<b>26</b>
<b>LOGAN</b>						
Auburn Health Care	0	5	5	5	0	15
Creekwood Place Nursing and Rehab Center	2	2	14	18	0	36
<b>LOGAN County Total:</b>	<b>2</b>	<b>7</b>	<b>19</b>	<b>23</b>	<b>0</b>	<b>51</b>
<b>METCALFE</b>						
Metcalfe Health Care Center	2	0	6	8	0	16
<b>METCALFE County Total:</b>	<b>2</b>	<b>0</b>	<b>6</b>	<b>8</b>	<b>0</b>	<b>16</b>
<b>MONROE</b>						
Signature HealthCare of Monroe County Rehab	4	3	10	9	0	26
<b>MONROE County Total:</b>	<b>4</b>	<b>3</b>	<b>10</b>	<b>9</b>	<b>0</b>	<b>26</b>
<b>SIMPSON</b>						
Franklin-Simpson Nursing and Rehabilitation	1	0	3	6	0	10
<b>SIMPSON County Total:</b>	<b>1</b>	<b>0</b>	<b>3</b>	<b>6</b>	<b>0</b>	<b>10</b>

**Table 22 - Facility Resident Death Distribution- Nursing Facility Beds 2023**

<b>ADD / Facility</b>	<b>Under 65</b>	<b>65-74</b>	<b>75-84</b>	<b>Over 85</b>	<b>Unknown</b>	<b>Total</b>
<b>WARREN</b>						
Bowling Green Nursing and Rehabilitation	3	4	9	7	0	23
Christian Health Center of Bowling Green	0	0	4	1	0	5
Colonial Center	0	2	5	12	0	19
Greenwood Nursing and Rehabilitation	5	3	10	20	0	38
Hopkins Center	1	2	9	7	0	19
Signature Healthcare of Bowling Green	5	10	8	10	0	33
<b>WARREN County Total:</b>	<b>14</b>	<b>21</b>	<b>45</b>	<b>57</b>	<b>0</b>	<b>137</b>
<b>ADD: 4 Total</b>	<b>41</b>	<b>81</b>	<b>153</b>	<b>247</b>	<b>0</b>	<b>522</b>
<b>ADD:5</b>						
<b>BRECKINRIDGE</b>						
Breckinridge Memorial Nursing Facility	0	0	2	3	2	7
Hardinsburg Nursing and Rehabilitation	2	6	5	8	0	21
<b>BRECKINRIDGE County Total:</b>	<b>2</b>	<b>6</b>	<b>7</b>	<b>11</b>	<b>2</b>	<b>28</b>
<b>GRAYSON</b>						
Grayson Nursing and Rehab Center	2	7	5	21	0	35
Spring View Health and Rehab Center	0	6	15	9	0	30
<b>GRAYSON County Total:</b>	<b>2</b>	<b>13</b>	<b>20</b>	<b>30</b>	<b>0</b>	<b>65</b>
<b>HARDIN</b>						
Baptist Health Hardin (NF)	0	0	1	1	0	2
Elizabethtown Nursing and Rehab	1	5	3	6	0	15
Helmwood Healthcare Center and Elizabeth Sanford Swope Personal Care	0	1	2	11	0	14
Kensington Center	4	4	6	11	0	25
Radcliff Veterans Center	0	1	5	6	0	12
Signature Healthcare at North Hardin Rehab	3	9	8	11	0	31
Signature Healthcare of Elizabethtown	2	9	21	19	0	51
<b>HARDIN County Total:</b>	<b>10</b>	<b>29</b>	<b>46</b>	<b>65</b>	<b>0</b>	<b>150</b>

**Table 22 - Facility Resident Death Distribution- Nursing Facility Beds 2023**

<b>ADD / Facility</b>	<b>Under 65</b>	<b>65-74</b>	<b>75-84</b>	<b>Over 85</b>	<b>Unknown</b>	<b>Total</b>
<b>LARUE</b>						
Sunrise Manor Nursing Home	5	9	12	22	0	48
<b>LARUE County Total:</b>	<b>5</b>	<b>9</b>	<b>12</b>	<b>22</b>	<b>0</b>	<b>48</b>
<b>MARION</b>						
Loretto Living Center at Loretto Motherhouse Infirmary, Inc.	0	3	3	9	0	15
The Village of Lebanon II, LLC (NF)	0	2	5	17	0	24
<b>MARION County Total:</b>	<b>0</b>	<b>5</b>	<b>8</b>	<b>26</b>	<b>0</b>	<b>39</b>
<b>MEADE</b>						
Brandenburg Nursing and Rehabilitation	1	4	4	6	0	15
<b>MEADE County Total:</b>	<b>1</b>	<b>4</b>	<b>4</b>	<b>6</b>	<b>0</b>	<b>15</b>
<b>NELSON</b>						
Flaget Memorial Hospital NF	0	0	0	0	0	0
Landmark of Bardstown Rehab and Nursing	2	6	10	15	0	33
Signature Healthcare at Colonial Rehab	0	5	6	6	0	17
<b>NELSON County Total:</b>	<b>2</b>	<b>11</b>	<b>16</b>	<b>21</b>	<b>0</b>	<b>50</b>
<b>WASHINGTON</b>						
Sansbury Care Center	1	1	3	7	0	12
Springfield Nursing and Rehabilitation Center	4	5	4	8	0	21
<b>WASHINGTON County Total:</b>	<b>5</b>	<b>6</b>	<b>7</b>	<b>15</b>	<b>0</b>	<b>33</b>
<b>ADD: 5 Total</b>	<b>27</b>	<b>83</b>	<b>120</b>	<b>196</b>	<b>2</b>	<b>428</b>
<b>ADD:6</b>						
<b>BULLITT</b>						
Bedrock HC at Green Meadows	0	1	2	9	0	12
Sanders Ridge Health Campus	0	0	7	12	0	19
<b>BULLITT County Total:</b>	<b>0</b>	<b>1</b>	<b>9</b>	<b>21</b>	<b>0</b>	<b>31</b>

**Table 22 - Facility Resident Death Distribution- Nursing Facility Beds 2023**

<b>ADD / Facility</b>	<b>Under 65</b>	<b>65-74</b>	<b>75-84</b>	<b>Over 85</b>	<b>Unknown</b>	<b>Total</b>
<b>HENRY</b>						
New Castle Nursing and Rehab	2	1	4	7	0	14
<b>HENRY County Total:</b>	<b>2</b>	<b>1</b>	<b>4</b>	<b>7</b>	<b>0</b>	<b>14</b>
<b>JEFFERSON</b>						
Cherokee Park Rehabilitation	2	7	8	5	0	22
Christian Health Center of Louisville	1	6	6	6	0	19
Clifton Oaks Care Center	6	3	6	3	0	18
Episcopal Church Home	0	0	6	4	0	10
Essex Nursing and Rehabilitation Center	1	8	15	16	0	40
Forest Springs Health Campus	0	1	2	15	0	18
Franciscan Health Care Center	0	3	8	20	0	31
Glen Ridge Health Campus	0	4	3	29	0	36
Highlands Nursing and Rehabilitation Center	3	7	5	3	0	18
Hillcreek Rehabilitation and Care	5	4	3	2	0	14
Home of the Innocents	3	0	0	0	0	3
Jeffersontown Rehabilitation	2	2	6	5	0	15
Kindred Hospital - Louisville (SNF)	2	3	1	0	0	6
Klondike Center	0	1	2	1	0	4
Landmark of Iroquois Park and Nursing Center	1	1	3	6	0	11
Landmark of Louisville Rehab and Nursing	3	4	6	9	0	22
Landmark of River City Rehabilitation and Nursing	2	6	4	2	0	14
Little Sisters of the Poor	0	0	1	5	0	6
Louisville East Post Acute	4	5	17	14	0	40
Lyndon Woods Care and Rehabilitation	4	8	9	7	0	28
Masonic Home of Louisville	0	1	16	28	0	45
Nazareth Home	0	3	14	50	0	67

**Table 22 - Facility Resident Death Distribution- Nursing Facility Beds 2023**

<b>ADD / Facility</b>	<b>Under 65</b>	<b>65-74</b>	<b>75-84</b>	<b>Over 85</b>	<b>Unknown</b>	<b>Total</b>
Nazareth Home Clifton	1	4	18	47	0	70
Park Terrace Health Campus	0	0	35	3	0	38
Regency Center	1	1	2	1	0	5
Regis Woods	0	0	0	0	0	0
Rivers Edge Nursing and Rehabilitation Center	2	5	5	7	0	19
Seneca Place	2	9	6	8	0	25
Signature Healthcare at Glenview	0	0	0	0	0	0
Signature Healthcare at Jefferson Manor Rehab	1	3	8	7	0	19
Signature Healthcare at Jefferson Place Rehab	0	5	13	21	0	39
Signature Healthcare at Meadowview Rehab	0	0	0	0	0	0
Signature Healthcare at Rockford Rehab	6	4	7	12	0	29
Signature Healthcare at Summerfield Rehab and Wellness	0	6	4	8	0	18
Signature Healthcare at U of L Mary & Elizabeth Hosp	0	0	0	0	0	0
Signature Healthcare of East Louisville	6	12	20	12	0	50
Signature Healthcare of South Louisville	0	5	10	14	0	29
St. Matthews Care Center	0	0	0	0	0	0
Sycamore Heights Health and Rehab	2	3	7	4	0	16
The Springs at Stony Brook	1	1	7	13	0	22
The Willows at Springhurst	1	2	1	13	0	17
Treyton Oaks Towers	0	4	9	21	0	34
Valhalla Post Acute	4	9	8	11	0	32
Wesley Manor	0	5	11	14	0	30
Westminster Terrace	0	0	0	3	0	3
Westport Place Health Campus	0	1	2	10	0	13
<b>JEFFERSON County Total:</b>	<b>66</b>	<b>156</b>	<b>314</b>	<b>459</b>	<b>0</b>	<b>995</b>

**Table 22 - Facility Resident Death Distribution- Nursing Facility Beds 2023**

<b>ADD / Facility</b>	<b>Under 65</b>	<b>65-74</b>	<b>75-84</b>	<b>Over 85</b>	<b>Unknown</b>	<b>Total</b>
<b>OLDHAM</b>						
Friendship Health and Rehab	0	0	0	0	0	0
Richwood Nursing and Rehab	3	8	19	26	0	56
The Springs at Oldham Reserve	0	0	9	3	0	12
<b>OLDHAM County Total:</b>	<b>3</b>	<b>8</b>	<b>28</b>	<b>29</b>	<b>0</b>	<b>68</b>
<b>SHELBY</b>						
Crestview Center	0	4	5	6	0	15
Masonic Home of Shelbyville	0	3	9	21	0	33
<b>SHELBY County Total:</b>	<b>0</b>	<b>7</b>	<b>14</b>	<b>27</b>	<b>0</b>	<b>48</b>
<b>SPENCER</b>						
Signature Healthcare of Spencer County	0	5	15	12	0	32
<b>SPENCER County Total:</b>	<b>0</b>	<b>5</b>	<b>15</b>	<b>12</b>	<b>0</b>	<b>32</b>
<b>TRIMBLE</b>						
Bedford Springs Health and Rehabilitation	4	2	3	6	0	15
<b>TRIMBLE County Total:</b>	<b>4</b>	<b>2</b>	<b>3</b>	<b>6</b>	<b>0</b>	<b>15</b>
<b>ADD: 6 Total</b>	<b>75</b>	<b>180</b>	<b>387</b>	<b>561</b>	<b>0</b>	<b>1,203</b>
<b>ADD:7</b>						
<b>BOONE</b>						
Boonespring Transitional Care Center	0	8	13	26	0	47
Bridge Point Center	8	4	8	2	0	22
Florence Park Care Center	1	2	2	9	0	14
St. Elizabeth Edgewood SNF	0	0	0	2	0	2
<b>BOONE County Total:</b>	<b>9</b>	<b>14</b>	<b>23</b>	<b>39</b>	<b>0</b>	<b>85</b>
<b>CAMPBELL</b>						
Carmel Manor	0	3	13	32	0	48
Coldspring Transitional Care Center	0	5	9	11	0	25
Highlandspring of Ft Thomas	1	4	19	26	0	50
St. Elizabeth FT Thomas SNF	0	0	0	2	0	2



**Table 22 - Facility Resident Death Distribution- Nursing Facility Beds 2023**

<b>ADD / Facility</b>	<b>Under 65</b>	<b>65-74</b>	<b>75-84</b>	<b>Over 85</b>	<b>Unknown</b>	<b>Total</b>
The Seasons at Alexandria	0	0	6	21	0	27
<b>CAMPBELL County Total:</b>	<b>1</b>	<b>12</b>	<b>47</b>	<b>92</b>	<b>0</b>	<b>152</b>
<b>CARROLL</b>						
Signature Healthcare of Carrollton Rehab	1	4	1	6	0	12
<b>CARROLL County Total:</b>	<b>1</b>	<b>4</b>	<b>1</b>	<b>6</b>	<b>0</b>	<b>12</b>
<b>GALLATIN</b>						
Gallatin Nursing and Rehab	4	7	19	24	0	54
<b>GALLATIN County Total:</b>	<b>4</b>	<b>7</b>	<b>19</b>	<b>24</b>	<b>0</b>	<b>54</b>
<b>GRANT</b>						
Grant Healthcare and Rehabilitation	3	3	6	4	0	16
<b>GRANT County Total:</b>	<b>3</b>	<b>3</b>	<b>6</b>	<b>4</b>	<b>0</b>	<b>16</b>
<b>KENTON</b>						
Emerald Trace	0	2	7	19	0	28
Madonna Manor	0	3	6	21	0	30
Rosedale Green	1	5	23	53	0	82
The Pavilion at Kenton	0	3	4	2	0	9
Village Care Center	4	6	7	19	0	36
Villaspring of Erlanger	0	9	15	25	0	49
Woodcrest Nursing and Rehabilitation Center	2	4	5	5	0	16
<b>KENTON County Total:</b>	<b>7</b>	<b>32</b>	<b>67</b>	<b>144</b>	<b>0</b>	<b>250</b>
<b>OWEN</b>						
Owenton Healthcare and Rehabilitation	8	10	9	2	0	29
<b>OWEN County Total:</b>	<b>8</b>	<b>10</b>	<b>9</b>	<b>2</b>	<b>0</b>	<b>29</b>
<b>PENDLETON</b>						
River Valley Nursing Home	1	1	4	12	0	18
<b>PENDLETON County Total:</b>	<b>1</b>	<b>1</b>	<b>4</b>	<b>12</b>	<b>0</b>	<b>18</b>

**Table 22 - Facility Resident Death Distribution- Nursing Facility Beds 2023**

<b>ADD / Facility</b>	<b>Under 65</b>	<b>65-74</b>	<b>75-84</b>	<b>Over 85</b>	<b>Unknown</b>	<b>Total</b>
<b>ADD: 7 Total</b>	<b>34</b>	<b>83</b>	<b>176</b>	<b>323</b>	<b>0</b>	<b>616</b>
<b>ADD:8</b>						
<b>BRACKEN</b>						
Perkins Country Manor	5	3	4	1	0	13
<b>BRACKEN County Total:</b>	<b>5</b>	<b>3</b>	<b>4</b>	<b>1</b>	<b>0</b>	<b>13</b>
<b>FLEMING</b>						
Pioneer Trace Nursing Home	2	4	8	19	0	33
<b>FLEMING County Total:</b>	<b>2</b>	<b>4</b>	<b>8</b>	<b>19</b>	<b>0</b>	<b>33</b>
<b>LEWIS</b>						
Vanceburg Rehabilitation and Care	0	5	2	2	10	19
<b>LEWIS County Total:</b>	<b>0</b>	<b>5</b>	<b>2</b>	<b>2</b>	<b>10</b>	<b>19</b>
<b>MASON</b>						
Maysville Nursing and Rehabilitation Facility	15	9	12	25	0	61
<b>MASON County Total:</b>	<b>15</b>	<b>9</b>	<b>12</b>	<b>25</b>	<b>0</b>	<b>61</b>
<b>ROBERTSON</b>						
Robertson County Health Care Facility	1	3	7	11	0	22
<b>ROBERTSON County Total:</b>	<b>1</b>	<b>3</b>	<b>7</b>	<b>11</b>	<b>0</b>	<b>22</b>
<b>ADD: 8 Total</b>	<b>23</b>	<b>24</b>	<b>33</b>	<b>58</b>	<b>10</b>	<b>148</b>
<b>ADD:9</b>						
<b>BATH</b>						
Ridgeway Nursing and Rehabilitation	2	1	6	15	0	24
<b>BATH County Total:</b>	<b>2</b>	<b>1</b>	<b>6</b>	<b>15</b>	<b>0</b>	<b>24</b>
<b>MENIFEE</b>						
Edgewood Estates	1	0	1	1	0	3
<b>MENIFEE County Total:</b>	<b>1</b>	<b>0</b>	<b>1</b>	<b>1</b>	<b>0</b>	<b>3</b>

**Table 22 - Facility Resident Death Distribution- Nursing Facility Beds 2023**

<b>ADD / Facility</b>	<b>Under 65</b>	<b>65-74</b>	<b>75-84</b>	<b>Over 85</b>	<b>Unknown</b>	<b>Total</b>
<b>MONTGOMERY</b>						
Windsor Care Center	1	1	9	42	0	53
<b>MONTGOMERY County Total:</b>	<b>1</b>	<b>1</b>	<b>9</b>	<b>42</b>	<b>0</b>	<b>53</b>
<b>MORGAN</b>						
West Liberty Nursing and Rehabilitation Center	0	3	6	6	0	15
<b>MORGAN County Total:</b>	<b>0</b>	<b>3</b>	<b>6</b>	<b>6</b>	<b>0</b>	<b>15</b>
<b>ROWAN</b>						
Life Care Center of Morehead	1	6	8	6	0	21
St. Claire Medical Center TCU	0	0	0	0	0	0
<b>ROWAN County Total:</b>	<b>1</b>	<b>6</b>	<b>8</b>	<b>6</b>	<b>0</b>	<b>21</b>
<b>ADD: 9 Total</b>	<b>5</b>	<b>11</b>	<b>30</b>	<b>70</b>	<b>0</b>	<b>116</b>
<b>ADD:10</b>						
<b>BOYD</b>						
Boyd Nursing and Rehabilitation Center	2	4	6	6	0	18
King's Daughters Rehab and Skilled Nursing Facility	0	0	0	0	0	0
Kingsbrook Lifecare Center	0	1	12	24	0	37
Woodland Oaks	1	4	9	23	0	37
<b>BOYD County Total:</b>	<b>3</b>	<b>9</b>	<b>27</b>	<b>53</b>	<b>0</b>	<b>92</b>
<b>CARTER</b>						
Carter Nursing and Rehabilitation Center	2	2	13	8	0	25
<b>CARTER County Total:</b>	<b>2</b>	<b>2</b>	<b>13</b>	<b>8</b>	<b>0</b>	<b>25</b>
<b>ELLIOTT</b>						
Elliott Nursing and Rehabilitation Center	1	4	4	9	0	18
<b>ELLIOTT County Total:</b>	<b>1</b>	<b>4</b>	<b>4</b>	<b>9</b>	<b>0</b>	<b>18</b>

**Table 22 - Facility Resident Death Distribution- Nursing Facility Beds 2023**

<b>ADD / Facility</b>	<b>Under 65</b>	<b>65-74</b>	<b>75-84</b>	<b>Over 85</b>	<b>Unknown</b>	<b>Total</b>
<b>GREENUP</b>						
Oakmont Manor	2	3	14	16	0	35
South Shore Nursing and Rehabilitation Center	0	0	0	0	0	0
Wurtland Nursing and Rehabilitation Center	2	3	2	4	0	11
<b>GREENUP County Total:</b>	<b>4</b>	<b>6</b>	<b>16</b>	<b>20</b>	<b>0</b>	<b>46</b>
<b>LAWRENCE</b>						
The Jordan Center	0	5	6	7	0	18
<b>LAWRENCE County Total:</b>	<b>0</b>	<b>5</b>	<b>6</b>	<b>7</b>	<b>0</b>	<b>18</b>
<b>ADD: 10 Total</b>	<b>10</b>	<b>26</b>	<b>66</b>	<b>97</b>	<b>0</b>	<b>199</b>
<b>ADD:11</b>						
<b>FLOYD</b>						
Highlands ARH Regional Medical Center (NF)	0	0	0	0	0	0
Prestonsburg Health Care Center	2	10	8	10	0	30
Riverview Health Care Center	4	9	13	13	0	39
<b>FLOYD County Total:</b>	<b>6</b>	<b>19</b>	<b>21</b>	<b>23</b>	<b>0</b>	<b>69</b>
<b>JOHNSON</b>						
Mountain Manor of Paintsville	0	3	5	10	0	18
<b>JOHNSON County Total:</b>	<b>0</b>	<b>3</b>	<b>5</b>	<b>10</b>	<b>0</b>	<b>18</b>
<b>MAGOFFIN</b>						
Salyersville Nursing and Rehabilitation Center	1	4	11	4	0	20
<b>MAGOFFIN County Total:</b>	<b>1</b>	<b>4</b>	<b>11</b>	<b>4</b>	<b>0</b>	<b>20</b>
<b>MARTIN</b>						
Martin County Health Care Facility	1	2	3	11	0	17
<b>MARTIN County Total:</b>	<b>1</b>	<b>2</b>	<b>3</b>	<b>11</b>	<b>0</b>	<b>17</b>

**Table 22 - Facility Resident Death Distribution- Nursing Facility Beds 2023**

<b>ADD / Facility</b>	<b>Under 65</b>	<b>65-74</b>	<b>75-84</b>	<b>Over 85</b>	<b>Unknown</b>	<b>Total</b>
<b>PIKE</b>						
Good Shepherd Community Nursing Center	4	5	1	6	0	16
Landmark of Elkhorn City Rehabilitation	2	1	4	3	0	10
Parkview Post-Acute and Rehabilitation Center	0	0	0	0	0	0
Pikeville Nursing and Rehab Center	2	3	13	10	0	28
Tug Valley ARH Skilled Nursing Facility	0	0	3	0	0	3
<b>PIKE County Total:</b>	<b>8</b>	<b>9</b>	<b>21</b>	<b>19</b>	<b>0</b>	<b>57</b>
<b>ADD: 11 Total</b>	<b>16</b>	<b>37</b>	<b>61</b>	<b>67</b>	<b>0</b>	<b>181</b>
<b>ADD:12</b>						
<b>BREATHITT</b>						
Landmark of Breathitt County Rehabilitation and Nursing Center, LLC	3	3	3	6	0	15
<b>BREATHITT County Total:</b>	<b>3</b>	<b>3</b>	<b>3</b>	<b>6</b>	<b>0</b>	<b>15</b>
<b>KNOTT</b>						
Knott County Health and Rehabilitation Center	1	6	2	7	0	16
<b>KNOTT County Total:</b>	<b>1</b>	<b>6</b>	<b>2</b>	<b>7</b>	<b>0</b>	<b>16</b>
<b>LEE</b>						
Lee County Care and Rehabilitation Center	9	6	11	7	0	33
<b>LEE County Total:</b>	<b>9</b>	<b>6</b>	<b>11</b>	<b>7</b>	<b>0</b>	<b>33</b>
<b>LESLIE</b>						
Hyden Health and Rehabilitation Center	1	2	4	3	0	10
<b>LESLIE County Total:</b>	<b>1</b>	<b>2</b>	<b>4</b>	<b>3</b>	<b>0</b>	<b>10</b>
<b>LETCHER</b>						
Letcher Manor	1	0	7	6	0	14
<b>LETCHER County Total:</b>	<b>1</b>	<b>0</b>	<b>7</b>	<b>6</b>	<b>0</b>	<b>14</b>

**Table 22 - Facility Resident Death Distribution- Nursing Facility Beds 2023**

<b>ADD / Facility</b>	<b>Under 65</b>	<b>65-74</b>	<b>75-84</b>	<b>Over 85</b>	<b>Unknown</b>	<b>Total</b>
<b>OWSLEY</b>						
Owsley County Health Care Center	3	5	5	7	0	20
<b>OWSLEY County Total:</b>	<b>3</b>	<b>5</b>	<b>5</b>	<b>7</b>	<b>0</b>	<b>20</b>
<b>PERRY</b>						
Hazard Health and Rehabilitation Center	2	1	2	8	0	13
Paul E Patton Eastern Ky Veterans Center	0	3	10	14	0	27
<b>PERRY County Total:</b>	<b>2</b>	<b>4</b>	<b>12</b>	<b>22</b>	<b>0</b>	<b>40</b>
<b>WOLFE</b>						
Wolfe County Health and Rehabilitation Center	2	2	12	13	0	29
<b>WOLFE County Total:</b>	<b>2</b>	<b>2</b>	<b>12</b>	<b>13</b>	<b>0</b>	<b>29</b>
<b>ADD: 12 Total</b>	<b>22</b>	<b>28</b>	<b>56</b>	<b>71</b>	<b>0</b>	<b>177</b>
<b>ADD:13</b>						
<b>BELL</b>						
Middlesboro Nursing and Rehab	1	7	13	25	0	46
Mountain View Nursing and Rehab Ctr	3	3	4	9	0	19
Pineville Community Hospital LTC	0	0	0	0	0	0
<b>BELL County Total:</b>	<b>4</b>	<b>10</b>	<b>17</b>	<b>34</b>	<b>0</b>	<b>65</b>
<b>CLAY</b>						
Landmark of Laurel Creek Rehab and Nursing	1	7	3	11	0	22
<b>CLAY County Total:</b>	<b>1</b>	<b>7</b>	<b>3</b>	<b>11</b>	<b>0</b>	<b>22</b>
<b>HARLAN</b>						
Harlan Health and Rehabilitation Center	8	7	14	12	0	41
Tri-Cities Nursing and Rehabilitation Center	0	5	11	6	0	22
<b>HARLAN County Total:</b>	<b>8</b>	<b>12</b>	<b>25</b>	<b>18</b>	<b>0</b>	<b>63</b>

**Table 22 - Facility Resident Death Distribution- Nursing Facility Beds 2023**

<b>ADD / Facility</b>	<b>Under 65</b>	<b>65-74</b>	<b>75-84</b>	<b>Over 85</b>	<b>Unknown</b>	<b>Total</b>
<b>JACKSON</b>						
Signature HealthCare at Jackson Manor	1	1	6	9	0	17
<b>JACKSON County Total:</b>	<b>1</b>	<b>1</b>	<b>6</b>	<b>9</b>	<b>0</b>	<b>17</b>
<b>KNOX</b>						
Barbourville Health and Rehabilitation Center	3	9	16	17	0	45
Christian Health Center - Corbin	0	4	9	10	0	23
<b>KNOX County Total:</b>	<b>3</b>	<b>13</b>	<b>25</b>	<b>27</b>	<b>0</b>	<b>68</b>
<b>LAUREL</b>						
Hillcrest Health and Rehabilitation Center	1	3	11	8	0	23
Laurel Heights Home for the Elderly	1	3	18	31	0	53
<b>LAUREL County Total:</b>	<b>2</b>	<b>6</b>	<b>29</b>	<b>39</b>	<b>0</b>	<b>76</b>
<b>ROCKCASTLE</b>						
Rockcastle Health and Rehabilitation Center	2	2	13	16	0	33
Rockcastle Regional Hospital and Respiratory Care	17	19	7	3	0	46
<b>ROCKCASTLE County Total:</b>	<b>19</b>	<b>21</b>	<b>20</b>	<b>19</b>	<b>0</b>	<b>79</b>
<b>WHITLEY</b>						
Corbin Health and Rehabilitation Center	3	3	9	13	0	28
The Heritage	0	6	6	12	0	24
Williamsburg Health and Rehabilitation Center	2	2	15	10	0	29
<b>WHITLEY County Total:</b>	<b>5</b>	<b>11</b>	<b>30</b>	<b>35</b>	<b>0</b>	<b>81</b>
<b>ADD: 13 Total</b>	<b>43</b>	<b>81</b>	<b>155</b>	<b>192</b>	<b>0</b>	<b>471</b>

**Table 22 - Facility Resident Death Distribution- Nursing Facility Beds 2023**

<b>ADD / Facility</b>	<b>Under 65</b>	<b>65-74</b>	<b>75-84</b>	<b>Over 85</b>	<b>Unknown</b>	<b>Total</b>
<b>ADD:14</b>						
<b>ADAIR</b>						
Signature Healthcare at Summit Manor Rehab	0	4	11	15	0	30
<b>ADAIR County Total:</b>	<b>0</b>	<b>4</b>	<b>11</b>	<b>15</b>	<b>0</b>	<b>30</b>
<b>CASEY</b>						
Liberty Care and Rehabilitation Center	0	0	3	9	0	12
<b>CASEY County Total:</b>	<b>0</b>	<b>0</b>	<b>3</b>	<b>9</b>	<b>0</b>	<b>12</b>
<b>CLINTON</b>						
Clinton County Care and Rehabilitation Center	1	0	6	9	0	16
<b>CLINTON County Total:</b>	<b>1</b>	<b>0</b>	<b>6</b>	<b>9</b>	<b>0</b>	<b>16</b>
<b>CUMBERLAND</b>						
Cumberland Valley Nursing and Rehabilitation Center	1	3	5	10	0	19
<b>CUMBERLAND County Total:</b>	<b>1</b>	<b>3</b>	<b>5</b>	<b>10</b>	<b>0</b>	<b>19</b>
<b>GREEN</b>						
Green Hill Rehabilitation and Care	0	5	11	18	0	34
McDowell Skilled Nursing Facility	0	0	0	0	0	0
<b>GREEN County Total:</b>	<b>0</b>	<b>5</b>	<b>11</b>	<b>18</b>	<b>0</b>	<b>34</b>
<b>MCCREARY</b>						
Signature Healthcare of McCreary County Rehab	0	1	5	1	0	7
<b>MCCREARY County Total:</b>	<b>0</b>	<b>1</b>	<b>5</b>	<b>1</b>	<b>0</b>	<b>7</b>
<b>PULASKI</b>						
Cumberland Nursing and Rehabilitation Center	4	4	15	14	0	37
Lake Cumberland Regional Hospital SCU	0	0	0	2	0	2
Somerset Nursing and Rehabilitation Facility	0	3	15	21	0	39



**Table 22 - Facility Resident Death Distribution- Nursing Facility Beds 2023**

<b>ADD / Facility</b>	<b>Under 65</b>	<b>65-74</b>	<b>75-84</b>	<b>Over 85</b>	<b>Unknown</b>	<b>Total</b>
Somerwoods Nursing and Rehabilitation	5	8	6	6	0	25
<b>PULASKI County Total:</b>	<b>9</b>	<b>15</b>	<b>36</b>	<b>43</b>	<b>0</b>	<b>103</b>
<b>RUSSELL</b>						
Fair Oaks Health Systems	0	4	11	24	0	39
<b>RUSSELL County Total:</b>	<b>0</b>	<b>4</b>	<b>11</b>	<b>24</b>	<b>0</b>	<b>39</b>
<b>TAYLOR</b>						
Campbellsville Nursing and Rehabilitation	0	3	14	15	0	32
The Grandview Nursing and Rehabilitation Facility	0	2	7	16	0	25
<b>TAYLOR County Total:</b>	<b>0</b>	<b>5</b>	<b>21</b>	<b>31</b>	<b>0</b>	<b>57</b>
<b>WAYNE</b>						
Hicks Golden Years Nursing Home	0	0	0	0	0	0
<b>WAYNE County Total:</b>	<b>0</b>	<b>0</b>	<b>0</b>	<b>0</b>	<b>0</b>	<b>0</b>
<b>ADD: 14 Total</b>	<b>11</b>	<b>37</b>	<b>109</b>	<b>160</b>	<b>0</b>	<b>317</b>
<b>ADD:15</b>						
<b>ANDERSON</b>						
Signature Healthcare at Heritage Hall Rehab	3	4	7	14	0	28
<b>ANDERSON County Total:</b>	<b>3</b>	<b>4</b>	<b>7</b>	<b>14</b>	<b>0</b>	<b>28</b>
<b>BOURBON</b>						
Bourbon Heights	0	0	8	9	0	17
<b>BOURBON County Total:</b>	<b>0</b>	<b>0</b>	<b>8</b>	<b>9</b>	<b>0</b>	<b>17</b>
<b>BOYLE</b>						
Danville Center for Health	0	9	11	15	0	35
Landmark of Danville Rehabilitation and Nursing Center, LLC	1	0	4	7	0	12
<b>BOYLE County Total:</b>	<b>1</b>	<b>9</b>	<b>15</b>	<b>22</b>	<b>0</b>	<b>47</b>

**Table 22 - Facility Resident Death Distribution- Nursing Facility Beds 2023**

<b>ADD / Facility</b>	<b>Under 65</b>	<b>65-74</b>	<b>75-84</b>	<b>Over 85</b>	<b>Unknown</b>	<b>Total</b>
<b>CLARK</b>						
Clark Regional Medical Center Transitional Care Unit	0	0	0	0	0	0
Fountain Circle Care and Rehab Ctr	2	11	21	12	0	46
<b>CLARK County Total:</b>	<b>2</b>	<b>11</b>	<b>21</b>	<b>12</b>	<b>0</b>	<b>46</b>
<b>ESTILL</b>						
Irvine Nursing and Rehabilitation	2	3	13	12	0	30
<b>ESTILL County Total:</b>	<b>2</b>	<b>3</b>	<b>13</b>	<b>12</b>	<b>0</b>	<b>30</b>
<b>FAYETTE</b>						
Bluegrass Care and Rehabilitation Center	2	9	10	10	0	31
Cambridge Nursing & Rehabilitation Center	4	7	16	16	0	43
Cardinal Hill Rehab Unit	0	0	0	0	0	0
Homestead Post Acute	1	17	24	15	0	57
Lexington Country Place	0	0	7	43	0	50
Lexington Premier Nursing and Rehab, LLC	3	5	10	18	0	36
Mayfair Manor	0	5	5	12	0	22
Northpoint Lexington Healthcare Center	0	5	11	15	0	31
Pine Meadows Post Acute	0	6	10	13	0	29
Sayre Christian Village Nursing Home	0	1	11	26	0	38
Signature Healthcare at Tanbark Rehab	0	0	2	3	0	5
The Willows at Citation	0	0	5	21	0	26
The Willows at Fritz Farm	0	1	2	17	0	20
The Willows at Hamburg	0	0	3	23	0	26
<b>FAYETTE County Total:</b>	<b>10</b>	<b>56</b>	<b>116</b>	<b>232</b>	<b>0</b>	<b>414</b>
<b>FRANKLIN</b>						
Bradford Square Center	1	3	5	0	0	9
Frankfort Rehab and Care	6	3	7	8	0	24
<b>FRANKLIN County Total:</b>	<b>7</b>	<b>6</b>	<b>12</b>	<b>8</b>	<b>0</b>	<b>33</b>

**Table 22 - Facility Resident Death Distribution- Nursing Facility Beds 2023**

<b>ADD / Facility</b>	<b>Under 65</b>	<b>65-74</b>	<b>75-84</b>	<b>Over 85</b>	<b>Unknown</b>	<b>Total</b>
<b>GARRARD</b>						
Landmark of Lancaster Rehabilitation and Nursing	0	8	11	13	0	32
<b>GARRARD County Total:</b>	<b>0</b>	<b>8</b>	<b>11</b>	<b>13</b>	<b>0</b>	<b>32</b>
<b>HARRISON</b>						
Cedar Ridge Health Campus	0	1	1	10	0	12
Edgemont Healthcare	3	3	6	6	0	18
Grand Haven Nursing Home	2	6	7	11	0	26
<b>HARRISON County Total:</b>	<b>5</b>	<b>10</b>	<b>14</b>	<b>27</b>	<b>0</b>	<b>56</b>
<b>JESSAMINE</b>						
Nicholasville Nursing and Rehabilitation	2	4	3	6	0	15
Thomson Hood Veterans Center	0	3	11	34	0	48
<b>JESSAMINE County Total:</b>	<b>2</b>	<b>7</b>	<b>14</b>	<b>40</b>	<b>0</b>	<b>63</b>
<b>LINCOLN</b>						
Stanford Care and Rehab	10	11	10	16	0	47
<b>LINCOLN County Total:</b>	<b>10</b>	<b>11</b>	<b>10</b>	<b>16</b>	<b>0</b>	<b>47</b>
<b>MADISON</b>						
Berea Health and Rehabilitation	0	0	0	0	0	0
Kenwood Health and Rehabilitation Center	2	7	11	18	0	38
Madison Health and Rehabilitation Center	2	5	4	6	0	17
Telford Terrace	0	1	3	9	0	13
The Terrace Nursing and Rehabilitation	1	3	14	24	0	42
<b>MADISON County Total:</b>	<b>5</b>	<b>16</b>	<b>32</b>	<b>57</b>	<b>0</b>	<b>110</b>
<b>MERCER</b>						
Harrodsburg Health and Rehab Ctr	2	8	18	21	0	49
The Willows at Harrodsburg	1	2	4	18	0	25
<b>MERCER County Total:</b>	<b>3</b>	<b>10</b>	<b>22</b>	<b>39</b>	<b>0</b>	<b>74</b>

**Table 22 - Facility Resident Death Distribution- Nursing Facility Beds 2023**

<b>ADD / Facility</b>	<b>Under 65</b>	<b>65-74</b>	<b>75-84</b>	<b>Over 85</b>	<b>Unknown</b>	<b>Total</b>
<b>NICHOLAS</b>						
Johnson Mathers Nursing Home	0	0	0	0	0	0
<b>NICHOLAS County Total:</b>	<b>0</b>	<b>0</b>	<b>0</b>	<b>0</b>	<b>0</b>	<b>0</b>
<b>POWELL</b>						
Stanton Nursing and Rehabilitation Center	5	8	5	6	0	24
<b>POWELL County Total:</b>	<b>5</b>	<b>8</b>	<b>5</b>	<b>6</b>	<b>0</b>	<b>24</b>
<b>SCOTT</b>						
Dover Nursing and Rehabilitation	2	2	11	16	0	31
Signature Healthcare of Georgetown	1	0	7	10	0	18
<b>SCOTT County Total:</b>	<b>3</b>	<b>2</b>	<b>18</b>	<b>26</b>	<b>0</b>	<b>49</b>
<b>WOODFORD</b>						
The Homeplace At Midway	0	0	2	6	0	8
<b>WOODFORD County Total:</b>	<b>0</b>	<b>0</b>	<b>2</b>	<b>6</b>	<b>0</b>	<b>8</b>
<b>ADD: 15 Total</b>	<b>58</b>	<b>161</b>	<b>320</b>	<b>539</b>	<b>0</b>	<b>1,078</b>
<b>Statewide Total</b>	<b>454</b>	<b>1,029</b>	<b>2,026</b>	<b>3,190</b>	<b>12</b>	<b>6,711</b>

**Table 23 - Facility Resident Death Distribution- Personal Care Beds 2023**

<b>ADD / Facility</b>	<b>Under 65</b>	<b>65-74</b>	<b>75-84</b>	<b>Over 85</b>	<b>Unknown</b>	<b>Total</b>
<b>ADD:1</b>						
<b>CALLOWAY</b>						
Gardens At Hickory Woods	0	0	0	0	0	0
<b>CALLOWAY County Total:</b>	<b>0</b>	<b>0</b>	<b>0</b>	<b>0</b>	<b>0</b>	<b>0</b>
<b>CARLISLE</b>						
Countryside Center	0	0	0	0	0	0
<b>CARLISLE County Total:</b>	<b>0</b>	<b>0</b>	<b>0</b>	<b>0</b>	<b>0</b>	<b>0</b>
<b>GRAVES</b>						
Fern Terrace of Mayfield	0	0	0	0	0	0
<b>GRAVES County Total:</b>	<b>0</b>	<b>0</b>	<b>0</b>	<b>0</b>	<b>0</b>	<b>0</b>
<b>HICKMAN</b>						
Clinton Hickman County Nursing Facility	0	0	0	0	0	0
Clinton Place	0	0	0	0	0	0
<b>HICKMAN County Total:</b>	<b>0</b>	<b>0</b>	<b>0</b>	<b>0</b>	<b>0</b>	<b>0</b>
<b>MCCRACKEN</b>						
Charter Senior Living of Paducah	0	0	1	2	0	3
Gaither Suites at West Park	0	0	0	1	0	1
<b>MCCRACKEN County Total:</b>	<b>0</b>	<b>0</b>	<b>1</b>	<b>3</b>	<b>0</b>	<b>4</b>
<b>ADD: 1 Total</b>	<b>0</b>	<b>0</b>	<b>1</b>	<b>3</b>	<b>0</b>	<b>4</b>
<b>ADD:2</b>						
<b>CALDWELL</b>						
Highland Homes, Inc.	1	1	0	0	0	2
<b>CALDWELL County Total:</b>	<b>1</b>	<b>1</b>	<b>0</b>	<b>0</b>	<b>0</b>	<b>2</b>
<b>CHRISTIAN</b>						
Charter Senior Living of Hopkinsville	0	0	2	1	0	3
Christian County Manor	0	1	0	0	0	1
Christian Health Center, Hopkinsville	0	0	0	0	0	0

**Table 23 - Facility Resident Death Distribution- Personal Care Beds 2023**

<b>ADD / Facility</b>	<b>Under 65</b>	<b>65-74</b>	<b>75-84</b>	<b>Over 85</b>	<b>Unknown</b>	<b>Total</b>
Pennyrile Home	0	0	0	0	0	0
<b>CHRISTIAN County Total:</b>	<b>0</b>	<b>1</b>	<b>2</b>	<b>1</b>	<b>0</b>	<b>4</b>
<b>CRITTENDEN</b>						
Crittenden County Health and Rehabilitation Center	0	0	0	0	0	0
<b>CRITTENDEN County Total:</b>	<b>0</b>	<b>0</b>	<b>0</b>	<b>0</b>	<b>0</b>	<b>0</b>
<b>HOPKINS</b>						
Madisonville Rest Home I LLC	1	1	0	0	0	2
The Homestead	0	0	0	0	0	0
<b>HOPKINS County Total:</b>	<b>1</b>	<b>1</b>	<b>0</b>	<b>0</b>	<b>0</b>	<b>2</b>
<b>LYON</b>						
Rivers Bend Retirement Community	0	0	0	0	0	0
<b>LYON County Total:</b>	<b>0</b>	<b>0</b>	<b>0</b>	<b>0</b>	<b>0</b>	<b>0</b>
<b>MUHLENBERG</b>						
Greenville Nursing and Rehabilitation	0	0	1	0	0	1
Sparks Nursing Center	1	2	0	0	0	3
<b>MUHLENBERG County Total:</b>	<b>1</b>	<b>2</b>	<b>1</b>	<b>0</b>	<b>0</b>	<b>4</b>
<b>TRIGG</b>						
Better Senior Living	0	1	0	0	0	1
<b>TRIGG County Total:</b>	<b>0</b>	<b>1</b>	<b>0</b>	<b>0</b>	<b>0</b>	<b>1</b>
<b>ADD: 2 Total</b>	<b>3</b>	<b>6</b>	<b>3</b>	<b>1</b>	<b>0</b>	<b>13</b>
<b>ADD:3</b>						
<b>DAVISS</b>						
Calumet Trace Senior Living	0	0	0	0	0	0
Carmel Home	0	0	0	5	0	5
Cedarhurst of Owensboro	0	0	0	0	6	6
Chautauqua Health and Rehab	0	0	0	0	0	0

**Table 23 - Facility Resident Death Distribution- Personal Care Beds 2023**

<b>ADD / Facility</b>	<b>Under 65</b>	<b>65-74</b>	<b>75-84</b>	<b>Over 85</b>	<b>Unknown</b>	<b>Total</b>
Davco Rest Home	0	0	0	0	0	0
Fern Terrace of Owensboro, LLC	0	1	0	0	0	1
<b>DAVIESS County Total:</b>	<b>0</b>	<b>1</b>	<b>0</b>	<b>5</b>	<b>6</b>	<b>12</b>
<b>HANCOCK</b>						
Lewisport Rest Home I LLC	0	0	0	0	0	0
<b>HANCOCK County Total:</b>	<b>0</b>	<b>0</b>	<b>0</b>	<b>0</b>	<b>0</b>	<b>0</b>
<b>HENDERSON</b>						
Henderson Manor	0	0	0	0	0	0
HOH Healthcare, LLC	0	0	0	4	0	4
<b>HENDERSON County Total:</b>	<b>0</b>	<b>0</b>	<b>0</b>	<b>4</b>	<b>0</b>	<b>4</b>
<b>OHIO</b>						
Beaver Dam Nursing and Rehab Center	0	0	0	0	0	0
<b>OHIO County Total:</b>	<b>0</b>	<b>0</b>	<b>0</b>	<b>0</b>	<b>0</b>	<b>0</b>
<b>ADD: 3 Total</b>	<b>0</b>	<b>1</b>	<b>0</b>	<b>9</b>	<b>6</b>	<b>16</b>
<b>ADD:4</b>						
<b>ALLEN</b>						
Cornerstone Manor	0	0	0	0	0	0
Scottsville Manor	0	0	0	0	0	0
<b>ALLEN County Total:</b>	<b>0</b>	<b>0</b>	<b>0</b>	<b>0</b>	<b>0</b>	<b>0</b>
<b>BARREN</b>						
NHC HealthCare, Glasgow	0	0	0	0	0	0
<b>BARREN County Total:</b>	<b>0</b>	<b>0</b>	<b>0</b>	<b>0</b>	<b>0</b>	<b>0</b>
<b>EDMONSON</b>						
Edmonson Center	0	0	0	0	0	0
<b>EDMONSON County Total:</b>	<b>0</b>	<b>0</b>	<b>0</b>	<b>0</b>	<b>0</b>	<b>0</b>
<b>HART</b>						
Hart County Manor	0	1	0	0	0	1
<b>HART County Total:</b>	<b>0</b>	<b>1</b>	<b>0</b>	<b>0</b>	<b>0</b>	<b>1</b>

**Table 23 - Facility Resident Death Distribution- Personal Care Beds 2023**

<b>ADD / Facility</b>	<b>Under 65</b>	<b>65-74</b>	<b>75-84</b>	<b>Over 85</b>	<b>Unknown</b>	<b>Total</b>
<b>METCALFE</b>						
Harpers Home for the Aged	0	0	0	0	0	0
Metcalfe Health Care Center	0	0	0	0	0	0
<b>METCALFE County Total:</b>	<b>0</b>	<b>0</b>	<b>0</b>	<b>0</b>	<b>0</b>	<b>0</b>
<b>SIMPSON</b>						
Lewis Memorial Methodist Home	0	0	0	0	0	0
<b>SIMPSON County Total:</b>	<b>0</b>	<b>0</b>	<b>0</b>	<b>0</b>	<b>0</b>	<b>0</b>
<b>WARREN</b>						
Christian Health Center of Bowling Green	0	0	4	5	0	9
Fern Terrace of Bowling Green	2	0	0	0	0	2
The Haven At Massey Springs	0	0	0	1	0	1
<b>WARREN County Total:</b>	<b>2</b>	<b>0</b>	<b>4</b>	<b>6</b>	<b>0</b>	<b>12</b>
<b>ADD: 4 Total</b>	<b>2</b>	<b>1</b>	<b>4</b>	<b>6</b>	<b>0</b>	<b>13</b>
<b>ADD:5</b>						
<b>GRAYSON</b>						
Grayson Nursing and Rehab Center	0	0	0	0	0	0
<b>GRAYSON County Total:</b>	<b>0</b>	<b>0</b>	<b>0</b>	<b>0</b>	<b>0</b>	<b>0</b>
<b>HARDIN</b>						
Helmwood Healthcare Center and Elizabeth Sanford Swope Personal Care	0	0	0	0	0	0
Peridot Senior Living	0	0	0	1	0	1
Signature Healthcare at North Hardin Rehab	0	0	0	0	0	0
<b>HARDIN County Total:</b>	<b>0</b>	<b>0</b>	<b>0</b>	<b>1</b>	<b>0</b>	<b>1</b>
<b>MARION</b>						
Loretto Living Center at Loretto Motherhouse Infirmary, Inc.	0	0	0	0	0	0
The Village of Lebanon II	0	0	0	0	0	0
<b>MARION County Total:</b>	<b>0</b>	<b>0</b>	<b>0</b>	<b>0</b>	<b>0</b>	<b>0</b>



**Table 23 - Facility Resident Death Distribution- Personal Care Beds 2023**

<b>ADD / Facility</b>	<b>Under 65</b>	<b>65-74</b>	<b>75-84</b>	<b>Over 85</b>	<b>Unknown</b>	<b>Total</b>
<b>NELSON</b>						
Cooper Trail Senior Living	0	1	2	3	0	6
Windsor Gardens CCRC	0	0	1	2	0	3
<b>NELSON County Total:</b>	<b>0</b>	<b>1</b>	<b>3</b>	<b>5</b>	<b>0</b>	<b>9</b>
<b>WASHINGTON</b>						
Sansbury Care Center	0	0	0	0	0	0
<b>WASHINGTON County Total:</b>	<b>0</b>	<b>0</b>	<b>0</b>	<b>0</b>	<b>0</b>	<b>0</b>
<b>ADD: 5 Total</b>	<b>0</b>	<b>1</b>	<b>3</b>	<b>6</b>	<b>0</b>	<b>10</b>
<b>ADD:6</b>						
<b>BULLITT</b>						
Colonial House of Shepherdsville	0	1	0	0	0	1
Sanders Ridge Health Campus	0	0	4	1	0	5
<b>BULLITT County Total:</b>	<b>0</b>	<b>1</b>	<b>4</b>	<b>1</b>	<b>0</b>	<b>6</b>
<b>JEFFERSON</b>						
Anthology of Louisville	0	0	4	20	0	24
Arcadia Senior Living Louisville	1	2	1	2	0	6
Barton House of Louisville 1	0	2	1	5	0	8
Belmont Village	0	0	5	20	0	25
Brookdale Stonestreet	0	0	3	0	0	3
Christian Health Center of Louisville	0	0	0	0	0	0
Dominion Senior Living of Louisville	0	0	2	5	0	7
Eastern Star Home in KY	0	0	0	1	0	1
Episcopal Church Home	0	0	0	0	0	0
Forest Hills Commons	0	0	0	5	0	5
Forest Springs Health Campus	0	0	1	1	0	2
Glen Ridge Health Campus	0	0	0	2	0	2
Hallmark House Louisville II	0	1	2	4	0	7
Harmony at Tucker Station	0	0	0	0	0	0
Heartsong Memory Care	0	0	0	0	0	0

**Table 23 - Facility Resident Death Distribution- Personal Care Beds 2023**

<b>ADD / Facility</b>	<b>Under 65</b>	<b>65-74</b>	<b>75-84</b>	<b>Over 85</b>	<b>Unknown</b>	<b>Total</b>
Little Sisters of the Poor	0	0	0	0	0	0
Louisville Protestant Altenheim	0	1	1	2	0	4
Masonic Home of Louisville	0	0	2	2	0	4
Morning Pointe of Louisville at South Hurstbourne	0	1	2	10	0	13
Nazareth Home	0	0	0	8	0	8
Nazareth Home Clifton	0	0	0	0	0	0
Parrs at Springhurst	0	0	0	5	0	5
Rose Anna Hughes Home	0	0	0	3	0	3
Storypoint Prospect	0	0	2	1	0	3
Sunrise of Louisville	0	0	6	21	0	27
Symphony at Valley Farms	0	2	0	10	0	12
The Enclave of East Louisville	0	1	5	11	0	17
The Forum at Brookside	0	0	0	3	0	3
The Lantern At Morning Pointe (Louisville)	0	1	6	9	0	16
The Legacy at English Station	0	0	12	13	0	25
The Pinnacle of Louisville	1	2	4	9	0	16
The Spring House at Louisville	0	0	0	0	0	0
The Springs at Stony Brook	0	0	1	3	0	4
The Willows at Springhurst	0	0	0	7	0	7
Treyton Oaks Towers	0	0	0	2	0	2
Wesley Manor	0	1	1	3	0	5
Westminster Terrace	0	0	0	3	0	3
Westport Place Health Campus	0	0	0	0	0	0
<b>JEFFERSON County Total:</b>	<b>2</b>	<b>14</b>	<b>61</b>	<b>190</b>	<b>0</b>	<b>267</b>
OLDHAM						
The Springs at Oldham Reserve	0	2	2	2	0	6
<b>OLDHAM County Total:</b>	<b>0</b>	<b>2</b>	<b>2</b>	<b>2</b>	<b>0</b>	<b>6</b>

**Table 23 - Facility Resident Death Distribution- Personal Care Beds 2023**

<b>ADD / Facility</b>	<b>Under 65</b>	<b>65-74</b>	<b>75-84</b>	<b>Over 85</b>	<b>Unknown</b>	<b>Total</b>
<b>SHELBY</b>						
Colonial Hall Manor	0	0	0	0	0	0
Masonic Home of Shelbyville	0	0	0	1	0	1
Shelby Farms Senior Living	0	0	1	4	0	5
<b>SHELBY County Total:</b>	<b>0</b>	<b>0</b>	<b>1</b>	<b>5</b>	<b>0</b>	<b>6</b>
<b>ADD: 6 Total</b>	<b>2</b>	<b>17</b>	<b>68</b>	<b>198</b>	<b>0</b>	<b>285</b>
<b>ADD:7</b>						
<b>BOONE</b>						
Colonial Heights Senior Living	0	0	7	11	0	18
Dominion Senior Living of Florence	0	1	4	5	0	10
<b>BOONE County Total:</b>	<b>0</b>	<b>1</b>	<b>11</b>	<b>16</b>	<b>0</b>	<b>28</b>
<b>CAMPBELL</b>						
Carmel Manor	0	0	0	0	0	0
The Seasons at Alexandria	0	0	0	0	0	0
<b>CAMPBELL County Total:</b>	<b>0</b>	<b>0</b>	<b>0</b>	<b>0</b>	<b>0</b>	<b>0</b>
<b>CARROLL</b>						
Carrollton Manor	0	0	0	0	0	0
Valley Haven Rest Home	1	0	0	0	0	1
<b>CARROLL County Total:</b>	<b>1</b>	<b>0</b>	<b>0</b>	<b>0</b>	<b>0</b>	<b>1</b>
<b>GRANT</b>						
Jonesville Rest Home	1	0	0	0	0	1
<b>GRANT County Total:</b>	<b>1</b>	<b>0</b>	<b>0</b>	<b>0</b>	<b>0</b>	<b>1</b>
<b>KENTON</b>						
Covington Ladies Home	0	0	0	0	0	0
Ivy Knoll	0	0	2	7	0	9
Madonna Manor	0	0	0	1	0	1
Regency Manor	0	0	0	0	0	0
Regency Manor North	0	0	0	0	0	0

**Table 23 - Facility Resident Death Distribution- Personal Care Beds 2023**

<b>ADD / Facility</b>	<b>Under 65</b>	<b>65-74</b>	<b>75-84</b>	<b>Over 85</b>	<b>Unknown</b>	<b>Total</b>
Rosedale Green	0	0	0	0	0	0
St. Charles Care Center	0	0	0	2	0	2
The Summit of Edgewood	0	3	10	14	0	27
<b>KENTON County Total:</b>	<b>0</b>	<b>3</b>	<b>12</b>	<b>24</b>	<b>0</b>	<b>39</b>
<b>PENDLETON</b>						
Falmouth Personal Care Home	0	0	0	0	0	0
The Front Gate	0	0	0	0	0	0
<b>PENDLETON County Total:</b>	<b>0</b>	<b>0</b>	<b>0</b>	<b>0</b>	<b>0</b>	<b>0</b>
<b>ADD: 7 Total</b>	<b>2</b>	<b>4</b>	<b>23</b>	<b>40</b>	<b>0</b>	<b>69</b>
<b>ADD:8</b>						
<b>LEWIS</b>						
Vanceburg Rehabilitation and Care	0	0	0	0	0	0
<b>LEWIS County Total:</b>	<b>0</b>	<b>0</b>	<b>0</b>	<b>0</b>	<b>0</b>	<b>0</b>
<b>ADD: 8 Total</b>	<b>0</b>	<b>0</b>	<b>0</b>	<b>0</b>	<b>0</b>	<b>0</b>
<b>ADD:9</b>						
<b>MENIFEE</b>						
Edgewood Estates	0	0	0	0	0	0
<b>MENIFEE County Total:</b>	<b>0</b>	<b>0</b>	<b>0</b>	<b>0</b>	<b>0</b>	<b>0</b>
<b>MONTGOMERY</b>						
Regency Memory Care	0	0	0	0	0	0
<b>MONTGOMERY County Total:</b>	<b>0</b>	<b>0</b>	<b>0</b>	<b>0</b>	<b>0</b>	<b>0</b>
<b>MORGAN</b>						
West Liberty Nursing and Rehabilitation Center	0	0	0	0	0	0
<b>MORGAN County Total:</b>	<b>0</b>	<b>0</b>	<b>0</b>	<b>0</b>	<b>0</b>	<b>0</b>
<b>ADD: 9 Total</b>	<b>0</b>	<b>0</b>	<b>0</b>	<b>0</b>	<b>0</b>	<b>0</b>

**Table 23 - Facility Resident Death Distribution- Personal Care Beds 2023**

<b>ADD / Facility</b>	<b>Under 65</b>	<b>65-74</b>	<b>75-84</b>	<b>Over 85</b>	<b>Unknown</b>	<b>Total</b>
<b>ADD:10</b>						
<b>BOYD</b>						
Genesis Health of Ashland	0	0	0	0	0	0
Genesis II Health	0	0	0	0	0	0
Kings Daughters and Sons Home	0	0	0	0	0	0
<b>BOYD County Total:</b>	<b>0</b>	<b>0</b>	<b>0</b>	<b>0</b>	<b>0</b>	<b>0</b>
<b>GREENUP</b>						
Frasures Personal Care Home	0	1	0	0	0	1
Morning Pointe of Russell	0	1	0	3	0	4
The Lantern At Morning Pointe Alzheimers and Memory Care	0	1	6	4	0	11
Trinity Station Retirement Community	0	0	3	5	0	8
<b>GREENUP County Total:</b>	<b>0</b>	<b>3</b>	<b>9</b>	<b>12</b>	<b>0</b>	<b>24</b>
<b>LAWRENCE</b>						
The Jordan Center	0	0	0	0	0	0
<b>LAWRENCE County Total:</b>	<b>0</b>	<b>0</b>	<b>0</b>	<b>0</b>	<b>0</b>	<b>0</b>
<b>ADD: 10 Total</b>	<b>0</b>	<b>3</b>	<b>9</b>	<b>12</b>	<b>0</b>	<b>24</b>
<b>ADD:11</b>						
<b>JOHNSON</b>						
Venture Home of Paintsville	0	1	0	0	0	1
<b>JOHNSON County Total:</b>	<b>0</b>	<b>1</b>	<b>0</b>	<b>0</b>	<b>0</b>	<b>1</b>
<b>MAGOFFIN</b>						
Salyersville Nursing and Rehabilitation Center	0	0	0	0	0	0
<b>MAGOFFIN County Total:</b>	<b>0</b>	<b>0</b>	<b>0</b>	<b>0</b>	<b>0</b>	<b>0</b>

**Table 23 - Facility Resident Death Distribution- Personal Care Beds 2023**

<b>ADD / Facility</b>	<b>Under 65</b>	<b>65-74</b>	<b>75-84</b>	<b>Over 85</b>	<b>Unknown</b>	<b>Total</b>
<b>PIKE</b>						
Good Shepherd Community Nursing Center	0	0	0	0	0	0
<b>PIKE County Total:</b>	<b>0</b>	<b>0</b>	<b>0</b>	<b>0</b>	<b>0</b>	<b>0</b>
<b>ADD: 11 Total</b>	<b>0</b>	<b>1</b>	<b>0</b>	<b>0</b>	<b>0</b>	<b>1</b>
<b>ADD:12</b>						
<b>KNOTT</b>						
Golden Years Rest Home	2	0	0	0	0	2
<b>KNOTT County Total:</b>	<b>2</b>	<b>0</b>	<b>0</b>	<b>0</b>	<b>0</b>	<b>2</b>
<b>OWSLEY</b>						
Owsley County Health Care Center	0	0	0	0	0	0
<b>OWSLEY County Total:</b>	<b>0</b>	<b>0</b>	<b>0</b>	<b>0</b>	<b>0</b>	<b>0</b>
<b>ADD: 12 Total</b>	<b>2</b>	<b>0</b>	<b>0</b>	<b>0</b>	<b>0</b>	<b>2</b>
<b>ADD:13</b>						
<b>BELL</b>						
Generations Center of Middlesboro	0	0	0	0	0	0
<b>BELL County Total:</b>	<b>0</b>	<b>0</b>	<b>0</b>	<b>0</b>	<b>0</b>	<b>0</b>
<b>HARLAN</b>						
The Laurels	1	0	0	2	0	3
<b>HARLAN County Total:</b>	<b>1</b>	<b>0</b>	<b>0</b>	<b>2</b>	<b>0</b>	<b>3</b>
<b>KNOX</b>						
Christian Health Center - Corbin	0	0	0	0	0	0
<b>KNOX County Total:</b>	<b>0</b>	<b>0</b>	<b>0</b>	<b>0</b>	<b>0</b>	<b>0</b>
<b>ADD: 13 Total</b>	<b>1</b>	<b>0</b>	<b>0</b>	<b>2</b>	<b>0</b>	<b>3</b>

**Table 23 - Facility Resident Death Distribution- Personal Care Beds 2023**

<b>ADD / Facility</b>	<b>Under 65</b>	<b>65-74</b>	<b>75-84</b>	<b>Over 85</b>	<b>Unknown</b>	<b>Total</b>
<b>ADD:14</b>						
<b>MCCREARY</b>						
Cumberland Manor Rest Home I LLC	3	0	0	0	0	3
<b>MCCREARY County Total:</b>	<b>3</b>	<b>0</b>	<b>0</b>	<b>0</b>	<b>0</b>	<b>3</b>
<b>PULASKI</b>						
Bluegrass Senior Living Somerset	0	1	3	2	0	6
Crestview Personal Care	0	0	0	0	0	0
<b>PULASKI County Total:</b>	<b>0</b>	<b>1</b>	<b>3</b>	<b>2</b>	<b>0</b>	<b>6</b>
<b>TAYLOR</b>						
Bluegrass Way	0	0	0	3	0	3
<b>TAYLOR County Total:</b>	<b>0</b>	<b>0</b>	<b>0</b>	<b>3</b>	<b>0</b>	<b>3</b>
<b>WAYNE</b>						
Dishman Personal Care Home	0	0	0	0	0	0
Hicks Golden Years Nursing Home	0	0	0	0	0	0
<b>WAYNE County Total:</b>	<b>0</b>	<b>0</b>	<b>0</b>	<b>0</b>	<b>0</b>	<b>0</b>
<b>ADD: 14 Total</b>	<b>3</b>	<b>1</b>	<b>3</b>	<b>5</b>	<b>0</b>	<b>12</b>
<b>ADD:15</b>						
<b>BOURBON</b>						
Bourbon Heights	0	0	0	0	0	0
<b>BOURBON County Total:</b>	<b>0</b>	<b>0</b>	<b>0</b>	<b>0</b>	<b>0</b>	<b>0</b>
<b>BOYLE</b>						
McDowell Place of Danville	0	0	0	0	0	0
Morning Pointe of Danville	0	1	1	3	0	5
Walkers Trail Senior Living	0	1	5	10	0	16
<b>BOYLE County Total:</b>	<b>0</b>	<b>2</b>	<b>6</b>	<b>13</b>	<b>0</b>	<b>21</b>
<b>CLARK</b>						
Boonesboro Trail Senior Living	0	0	2	11	0	13
<b>CLARK County Total:</b>	<b>0</b>	<b>0</b>	<b>2</b>	<b>11</b>	<b>0</b>	<b>13</b>

**Table 23 - Facility Resident Death Distribution- Personal Care Beds 2023**

<b>ADD / Facility</b>	<b>Under 65</b>	<b>65-74</b>	<b>75-84</b>	<b>Over 85</b>	<b>Unknown</b>	<b>Total</b>
<b>ESTILL</b>						
Irvine Nursing and Rehabilitation	0	0	0	0	0	0
<b>ESTILL County Total:</b>	<b>0</b>	<b>0</b>	<b>0</b>	<b>0</b>	<b>0</b>	<b>0</b>
<b>FAYETTE</b>						
Cedarhurst of Beaumont	0	0	0	17	0	17
Central Ky Recovery Center Unit 1	0	0	0	0	0	0
Central KY Recovery Center Unit 2	0	0	0	0	0	0
Legacy Reserve at Fritz Farm	0	0	0	1	0	1
Lexington Country Place	0	0	0	0	0	0
Mayfair Village Retirement Center	0	0	0	0	0	0
Morning Pointe of Lexington	0	3	7	9	0	19
Morning Pointe of Lexington East	0	0	1	3	0	4
Preston Greens Senior Living	0	0	0	0	0	0
Richmond Place Senior Living	0	0	4	4	0	8
Signature Healthcare at Tanbark Rehab	0	0	0	0	0	0
The Breckinridge	0	1	1	0	0	2
The Lantern at Morning Pointe	0	0	3	6	0	9
The Legacy at the Willows	0	0	0	4	0	4
The Willows at Citation	0	0	2	3	0	5
The Willows at Fritz Farm	0	0	0	3	0	3
The Willows at Hamburg	0	0	0	0	0	0
<b>FAYETTE County Total:</b>	<b>0</b>	<b>4</b>	<b>18</b>	<b>50</b>	<b>0</b>	<b>72</b>
<b>FRANKLIN</b>						
Dominion Senior Living of Frankfort	0	2	7	11	0	20
Morning Pointe of Frankfort	0	1	0	10	0	11
The Lantern at Morning Pointe of Frankfort	0	0	4	2	0	6
<b>FRANKLIN County Total:</b>	<b>0</b>	<b>3</b>	<b>11</b>	<b>23</b>	<b>0</b>	<b>37</b>



**Table 23 - Facility Resident Death Distribution- Personal Care Beds 2023**

<b>ADD / Facility</b>	<b>Under 65</b>	<b>65-74</b>	<b>75-84</b>	<b>Over 85</b>	<b>Unknown</b>	<b>Total</b>
<b>HARRISON</b>						
Cedar Ridge Health Campus	0	0	1	4	0	5
Parkside Manor	0	1	0	0	0	1
Shady Lawn	0	0	0	0	0	0
<b>HARRISON County Total:</b>	<b>0</b>	<b>1</b>	<b>1</b>	<b>4</b>	<b>0</b>	<b>6</b>
<b>JESSAMINE</b>						
Bridgepointe at Ashgrove Woods	0	0	0	3	0	3
Cedarhurst of Nicholasville	0	0	1	5	0	6
Rose Terrace, LLC	0	0	0	0	0	0
Wesley Village	0	0	0	1	0	1
<b>JESSAMINE County Total:</b>	<b>0</b>	<b>0</b>	<b>1</b>	<b>9</b>	<b>0</b>	<b>10</b>
<b>LINCOLN</b>						
Waynesburg Manor	0	0	3	0	0	3
<b>LINCOLN County Total:</b>	<b>0</b>	<b>0</b>	<b>3</b>	<b>0</b>	<b>0</b>	<b>3</b>
<b>MADISON</b>						
Dominion Senior Living of Richmond	0	1	7	5	0	13
Morning Pointe of Richmond	0	0	0	10	0	10
Telford Terrace	0	0	1	0	0	1
<b>MADISON County Total:</b>	<b>0</b>	<b>1</b>	<b>8</b>	<b>15</b>	<b>0</b>	<b>24</b>
<b>MERCER</b>						
The Willows at Harrodsburg	0	0	0	1	0	1
<b>MERCER County Total:</b>	<b>0</b>	<b>0</b>	<b>0</b>	<b>1</b>	<b>0</b>	<b>1</b>
<b>POWELL</b>						
Stanton Nursing and Rehabilitation Center	0	0	0	0	0	0
<b>POWELL County Total:</b>	<b>0</b>	<b>0</b>	<b>0</b>	<b>0</b>	<b>0</b>	<b>0</b>

**Table 23 - Facility Resident Death Distribution- Personal Care Beds 2023**

<b>ADD / Facility</b>	<b>Under 65</b>	<b>65-74</b>	<b>75-84</b>	<b>Over 85</b>	<b>Unknown</b>	<b>Total</b>
<b>SCOTT</b>						
The Meadows At Windsor Gardens	0	0	0	3	0	3
<b>SCOTT County Total:</b>	<b>0</b>	<b>0</b>	<b>0</b>	<b>3</b>	<b>0</b>	<b>3</b>
<b>WOODFORD</b>						
Daisy Hill Senior Living	0	0	0	5	0	5
Taylor Manor Nursing Home	0	0	0	0	0	0
The Homeplace At Midway	0	0	0	1	0	1
<b>WOODFORD County Total:</b>	<b>0</b>	<b>0</b>	<b>0</b>	<b>6</b>	<b>0</b>	<b>6</b>
<b>ADD: 15 Total</b>	<b>0</b>	<b>11</b>	<b>50</b>	<b>135</b>	<b>0</b>	<b>196</b>
<b>Statewide Total</b>	<b>15</b>	<b>46</b>	<b>164</b>	<b>417</b>	<b>6</b>	<b>648</b>

**Table 24 - Facility Resident Death Distribution- Nursing Home (CCRC) Beds 2023**

<b>ADD / Facility</b>	<b>Under 65</b>	<b>65-74</b>	<b>75-84</b>	<b>Over 85</b>	<b>Unknown</b>	<b>Total</b>
<b>ADD:2</b>						
<b>CHRISTIAN</b>						
Christian Health Center, Hopkinsville	0	0	0	0	0	0
<b>CHRISTIAN County Total:</b>	<b>0</b>	<b>0</b>	<b>0</b>	<b>0</b>	<b>0</b>	<b>0</b>
<b>LYON</b>						
Rivers Bend Retirement Community	0	0	0	0	0	0
<b>LYON County Total:</b>	<b>0</b>	<b>0</b>	<b>0</b>	<b>0</b>	<b>0</b>	<b>0</b>
<b>ADD: 2 Total</b>	<b>0</b>	<b>0</b>	<b>0</b>	<b>0</b>	<b>0</b>	<b>0</b>
<b>ADD:3</b>						
<b>UNION</b>						
Breckinridge Place	0	0	1	3	0	4
<b>UNION County Total:</b>	<b>0</b>	<b>0</b>	<b>1</b>	<b>3</b>	<b>0</b>	<b>4</b>
<b>ADD: 3 Total</b>	<b>0</b>	<b>0</b>	<b>1</b>	<b>3</b>	<b>0</b>	<b>4</b>
<b>ADD:4</b>						
<b>WARREN</b>						
Christian Health Center of Bowling Green	0	1	4	10	0	15
<b>WARREN County Total:</b>	<b>0</b>	<b>1</b>	<b>4</b>	<b>10</b>	<b>0</b>	<b>15</b>
<b>ADD: 4 Total</b>	<b>0</b>	<b>1</b>	<b>4</b>	<b>10</b>	<b>0</b>	<b>15</b>
<b>ADD:5</b>						
<b>MARION</b>						
The Village of Lebanon II	0	0	0	1	0	1
<b>MARION County Total:</b>	<b>0</b>	<b>0</b>	<b>0</b>	<b>1</b>	<b>0</b>	<b>1</b>
<b>ADD: 5 Total</b>	<b>0</b>	<b>0</b>	<b>0</b>	<b>1</b>	<b>0</b>	<b>1</b>
<b>ADD:6</b>						
<b>JEFFERSON</b>						
Christian Health Center of Louisville	0	0	0	0	0	0
Louisville Protestant Altenheim	0	0	0	0	0	0

**Table 24 - Facility Resident Death Distribution- Nursing Home (CCRC) Beds 2023**

<b>ADD / Facility</b>	<b>Under 65</b>	<b>65-74</b>	<b>75-84</b>	<b>Over 85</b>	<b>Unknown</b>	<b>Total</b>
The Springs at Stony Brook	0	0	0	0	0	0
<b>JEFFERSON County Total:</b>	<b>0</b>	<b>0</b>	<b>0</b>	<b>0</b>	<b>0</b>	<b>0</b>
<b>ADD: 6 Total</b>	<b>0</b>	<b>0</b>	<b>0</b>	<b>0</b>	<b>0</b>	<b>0</b>
<b>ADD:7</b>						
<b>KENTON</b>						
Madonna Manor	0	0	0	2	0	2
<b>KENTON County Total:</b>	<b>0</b>	<b>0</b>	<b>0</b>	<b>2</b>	<b>0</b>	<b>2</b>
<b>ADD: 7 Total</b>	<b>0</b>	<b>0</b>	<b>0</b>	<b>2</b>	<b>0</b>	<b>2</b>
<b>ADD:10</b>						
<b>GREENUP</b>						
Trinity Station Retirement Community	0	0	0	12	0	12
<b>GREENUP County Total:</b>	<b>0</b>	<b>0</b>	<b>0</b>	<b>12</b>	<b>0</b>	<b>12</b>
<b>ADD: 10 Total</b>	<b>0</b>	<b>0</b>	<b>0</b>	<b>12</b>	<b>0</b>	<b>12</b>
<b>ADD:13</b>						
<b>KNOX</b>						
Christian Health Center - Corbin	0	0	0	0	0	0
<b>KNOX County Total:</b>	<b>0</b>	<b>0</b>	<b>0</b>	<b>0</b>	<b>0</b>	<b>0</b>
<b>LAUREL</b>						
Laurel Heights Home for the Elderly	0	0	1	2	0	3
<b>LAUREL County Total:</b>	<b>0</b>	<b>0</b>	<b>1</b>	<b>2</b>	<b>0</b>	<b>3</b>
<b>ADD: 13 Total</b>	<b>0</b>	<b>0</b>	<b>1</b>	<b>2</b>	<b>0</b>	<b>3</b>

**Table 24 - Facility Resident Death Distribution- Nursing Home (CCRC) Beds 2023**

<b>ADD / Facility</b>	<b>Under 65</b>	<b>65-74</b>	<b>75-84</b>	<b>Over 85</b>	<b>Unknown</b>	<b>Total</b>
<b>ADD:14</b>						
<b>PULASKI</b>						
The Neighborhood Nursing Facility	0	0	2	7	0	9
<b>PULASKI County Total:</b>	<b>0</b>	<b>0</b>	<b>2</b>	<b>7</b>	<b>0</b>	<b>9</b>
<b>ADD: 14 Total</b>	<b>0</b>	<b>0</b>	<b>2</b>	<b>7</b>	<b>0</b>	<b>9</b>
<b>ADD:15</b>						
<b>FAYETTE</b>						
Sayre Christian Village Nursing Home	0	2	4	2	0	8
The Willows at Citation	0	0	0	0	0	0
The Willows at Hamburg	1	0	1	4	0	6
<b>FAYETTE County Total:</b>	<b>1</b>	<b>2</b>	<b>5</b>	<b>6</b>	<b>0</b>	<b>14</b>
<b>HARRISON</b>						
Cedar Ridge Health Campus	0	0	0	4	0	4
<b>HARRISON County Total:</b>	<b>0</b>	<b>0</b>	<b>0</b>	<b>4</b>	<b>0</b>	<b>4</b>
<b>JESSAMINE</b>						
Bridgepointe at Ashgrove Woods	1	0	0	2	0	3
Wesley Village	0	0	2	11	0	13
<b>JESSAMINE County Total:</b>	<b>1</b>	<b>0</b>	<b>2</b>	<b>13</b>	<b>0</b>	<b>16</b>
<b>MADISON</b>						
Telford Terrace	0	0	0	0	0	0
<b>MADISON County Total:</b>	<b>0</b>	<b>0</b>	<b>0</b>	<b>0</b>	<b>0</b>	<b>0</b>
<b>MERCER</b>						
The Willows at Harrodsburg	0	0	0	0	0	0
<b>MERCER County Total:</b>	<b>0</b>	<b>0</b>	<b>0</b>	<b>0</b>	<b>0</b>	<b>0</b>
<b>WOODFORD</b>						
The Homeplace At Midway	0	0	1	1	0	2
<b>WOODFORD County Total:</b>	<b>0</b>	<b>0</b>	<b>1</b>	<b>1</b>	<b>0</b>	<b>2</b>

**Table 24 - Facility Resident Death Distribution- Nursing Home (CCRC) Beds 2023**

<b>ADD / Facility</b>	<b>Under 65</b>	<b>65-74</b>	<b>75-84</b>	<b>Over 85</b>	<b>Unknown</b>	<b>Total</b>
<b>ADD: 15 Total</b>	<b>2</b>	<b>2</b>	<b>8</b>	<b>24</b>	<b>0</b>	<b>36</b>
<b>Statewide Total</b>	<b>2</b>	<b>3</b>	<b>16</b>	<b>61</b>	<b>0</b>	<b>82</b>

**Table 25 - Facility Resident Death Distribution- Nursing Home (Non-CCRC) Beds 2023**

<b>ADD / Facility</b>	<b>Under 65</b>	<b>65-74</b>	<b>75-84</b>	<b>Over 85</b>	<b>Unknown</b>	<b>Total</b>
<b>ADD:3</b>						
<b>DAVIESS</b>						
Hermitage Care and Rehabilitation Center	0	1	1	1	0	3
<b>DAVIESS County Total:</b>	<b>0</b>	<b>1</b>	<b>1</b>	<b>1</b>	<b>0</b>	<b>3</b>
<b>WEBSTER</b>						
Shemwell Nursing Home	0	0	0	0	0	0
<b>WEBSTER County Total:</b>	<b>0</b>	<b>0</b>	<b>0</b>	<b>0</b>	<b>0</b>	<b>0</b>
<b>ADD: 3 Total</b>	<b>0</b>	<b>1</b>	<b>1</b>	<b>1</b>	<b>0</b>	<b>3</b>
<b>ADD:15</b>						
<b>BOURBON</b>						
Bourbon Heights	0	0	4	7	0	11
<b>BOURBON County Total:</b>	<b>0</b>	<b>0</b>	<b>4</b>	<b>7</b>	<b>0</b>	<b>11</b>
<b>WOODFORD</b>						
Taylor Manor Nursing Home	0	0	3	4	0	7
<b>WOODFORD County Total:</b>	<b>0</b>	<b>0</b>	<b>3</b>	<b>4</b>	<b>0</b>	<b>7</b>
<b>ADD: 15 Total</b>	<b>0</b>	<b>0</b>	<b>7</b>	<b>11</b>	<b>0</b>	<b>18</b>
<b>Statewide Total</b>	<b>0</b>	<b>1</b>	<b>8</b>	<b>12</b>	<b>0</b>	<b>21</b>

**Table 26 - Facility Resident Death Distribution- Intermediate Care Beds 2023**

<b>ADD / Facility</b>	<b>Under 65</b>	<b>65-74</b>	<b>75-84</b>	<b>Over 85</b>	<b>Unknown</b>	<b>Total</b>
<b>ADD:3</b>						
<b>WEBSTER</b>						
Shemwell Nursing Home	0	0	0	0	0	0
<b>WEBSTER County Total:</b>	<b>0</b>	<b>0</b>	<b>0</b>	<b>0</b>	<b>0</b>	<b>0</b>
<b>ADD: 3 Total</b>	<b>0</b>	<b>0</b>	<b>0</b>	<b>0</b>	<b>0</b>	<b>0</b>
<b>ADD:4</b>						
<b>WARREN</b>						
Christian Health Center of Bowling Green	0	0	0	1	0	1
<b>WARREN County Total:</b>	<b>0</b>	<b>0</b>	<b>0</b>	<b>1</b>	<b>0</b>	<b>1</b>
<b>ADD: 4 Total</b>	<b>0</b>	<b>0</b>	<b>0</b>	<b>1</b>	<b>0</b>	<b>1</b>
<b>ADD:6</b>						
<b>JEFFERSON</b>						
Eastern Star Home in KY	0	1	5	4	0	10
Louisville Protestant Altenheim	0	4	4	5	0	13
<b>JEFFERSON County Total:</b>	<b>0</b>	<b>5</b>	<b>9</b>	<b>9</b>	<b>0</b>	<b>23</b>
<b>ADD: 6 Total</b>	<b>0</b>	<b>5</b>	<b>9</b>	<b>9</b>	<b>0</b>	<b>23</b>
<b>ADD:15</b>						
<b>HARRISON</b>						
Cedar Ridge Health Campus	0	0	2	0	0	2
<b>HARRISON County Total:</b>	<b>0</b>	<b>0</b>	<b>2</b>	<b>0</b>	<b>0</b>	<b>2</b>
<b>JESSAMINE</b>						
Wesley Village	0	0	0	1	0	1
<b>JESSAMINE County Total:</b>	<b>0</b>	<b>0</b>	<b>0</b>	<b>1</b>	<b>0</b>	<b>1</b>
<b>MADISON</b>						
Telford Terrace	0	0	0	1	0	1
<b>MADISON County Total:</b>	<b>0</b>	<b>0</b>	<b>0</b>	<b>1</b>	<b>0</b>	<b>1</b>



**Table 26 - Facility Resident Death Distribution- Intermediate Care Beds 2023**

<b>ADD / Facility</b>	<b>Under 65</b>	<b>65-74</b>	<b>75-84</b>	<b>Over 85</b>	<b>Unknown</b>	<b>Total</b>
WOODFORD						
Taylor Manor Nursing Home	0	0	1	0	0	1
<b>WOODFORD County Total:</b>	<b>0</b>	<b>0</b>	<b>1</b>	<b>0</b>	<b>0</b>	<b>1</b>
<b>ADD: 15 Total</b>	<b>0</b>	<b>0</b>	<b>3</b>	<b>2</b>	<b>0</b>	<b>5</b>
<b>Statewide Total</b>	<b>0</b>	<b>5</b>	<b>12</b>	<b>12</b>	<b>0</b>	<b>29</b>

**Table 27 - Facility Resident Death Distribution- Alzheimer Facility Beds 2023**

<b>ADD / Facility</b>	<b>Under 65</b>	<b>65-74</b>	<b>75-84</b>	<b>Over 85</b>	<b>Unknown</b>	<b>Total</b>
<b>ADD:3</b>						
<b>DAVIESS</b>						
Wellington Parc of Owensboro	0	1	11	21	0	33
<b>DAVIESS County Total:</b>	<b>0</b>	<b>1</b>	<b>11</b>	<b>21</b>	<b>0</b>	<b>33</b>
<b>ADD: 3 Total</b>	<b>0</b>	<b>1</b>	<b>11</b>	<b>21</b>	<b>0</b>	<b>33</b>
<b>ADD:4</b>						
<b>WARREN</b>						
Magnolia Village	0	1	6	11	0	18
<b>WARREN County Total:</b>	<b>0</b>	<b>1</b>	<b>6</b>	<b>11</b>	<b>0</b>	<b>18</b>
<b>ADD: 4 Total</b>	<b>0</b>	<b>1</b>	<b>6</b>	<b>11</b>	<b>0</b>	<b>18</b>
<b>Statewide Total</b>	<b>0</b>	<b>2</b>	<b>17</b>	<b>32</b>	<b>0</b>	<b>51</b>

**Table 28 - Facility Resident Death Distribution- ICF/IID Beds 2023**

<b>ADD / Facility</b>	<b>Under 65</b>	<b>65-74</b>	<b>75-84</b>	<b>Over 85</b>	<b>Unknown</b>	<b>Total</b>
<b>ADD:2</b>						
<b>CHRISTIAN</b>						
Outwood ICF/IID	2	0	0	0	0	2
<b>CHRISTIAN County Total:</b>	<b>2</b>	<b>0</b>	<b>0</b>	<b>0</b>	<b>0</b>	<b>2</b>
<b>ADD: 2 Total</b>	<b>2</b>	<b>0</b>	<b>0</b>	<b>0</b>	<b>0</b>	<b>2</b>
<b>ADD:3</b>						
<b>DAVISS</b>						
Wendell Fosters Campus for Developmental Disab.	3	1	1	0	0	5
<b>DAVISS County Total:</b>	<b>3</b>	<b>1</b>	<b>1</b>	<b>0</b>	<b>0</b>	<b>5</b>
<b>ADD: 3 Total</b>	<b>3</b>	<b>1</b>	<b>1</b>	<b>0</b>	<b>0</b>	<b>5</b>
<b>ADD:6</b>						
<b>BULLITT</b>						
Meadows ICF/IID	1	1	0	0	0	2
<b>BULLITT County Total:</b>	<b>1</b>	<b>1</b>	<b>0</b>	<b>0</b>	<b>0</b>	<b>2</b>
<b>HENRY</b>						
Cedar Lake Lodge Park Place I	0	0	0	0	0	0
Cedar Lake Lodge Park Place II	1	1	0	0	0	2
<b>HENRY County Total:</b>	<b>1</b>	<b>1</b>	<b>0</b>	<b>0</b>	<b>0</b>	<b>2</b>
<b>JEFFERSON</b>						
Bingham Gardens	0	0	0	0	0	0
Del Maria ICF/IID	0	0	0	0	0	0
Hazelwood Center	3	3	0	0	0	6
<b>JEFFERSON County Total:</b>	<b>3</b>	<b>3</b>	<b>0</b>	<b>0</b>	<b>0</b>	<b>6</b>
<b>OLDHAM</b>						
Cedar Lake Lodge	1	2	1	1	0	5
Cedar Lake Lodge Sycamore Run I	0	0	0	0	0	0
Cedar Lake Lodge Sycamore Run II	0	0	0	0	0	0

**Table 28 - Facility Resident Death Distribution- ICF/IID Beds 2023**

<b>ADD / Facility</b>	<b>Under 65</b>	<b>65-74</b>	<b>75-84</b>	<b>Over 85</b>	<b>Unknown</b>	<b>Total</b>
Windsong ICF/IID	0	0	0	0	0	0
<b>OLDHAM County Total:</b>	<b>1</b>	<b>2</b>	<b>1</b>	<b>1</b>	<b>0</b>	<b>5</b>
<b>ADD: 6 Total</b>	<b>6</b>	<b>7</b>	<b>1</b>	<b>1</b>	<b>0</b>	<b>15</b>
<b>ADD:14</b>						
<b>PULASKI</b>						
Oakwood ICF/IID Unit 1	2	2	1	0	0	5
Oakwood ICF/IID Unit 2	0	0	0	0	0	0
Oakwood ICF/IID Unit 3	0	0	0	0	0	0
Oakwood ICF/IID Unit 4	1	0	0	0	0	1
<b>PULASKI County Total:</b>	<b>3</b>	<b>2</b>	<b>1</b>	<b>0</b>	<b>0</b>	<b>6</b>
<b>ADD: 14 Total</b>	<b>3</b>	<b>2</b>	<b>1</b>	<b>0</b>	<b>0</b>	<b>6</b>
<b>Statewide Total</b>	<b>14</b>	<b>10</b>	<b>3</b>	<b>1</b>	<b>0</b>	<b>28</b>

**KENTUCKY ANNUAL  
LONG-TERM CARE SERVICES  
REPORT**



**KENTUCKY CABINET FOR  
HEALTH AND FAMILY SERVICES**

**SECTION V: NURSING FACILITY BY ADD**

## 2023 ANNUAL KENTUCKY LONG TERM CARE UTILIZATION AND SERVICE REPORT

### Table 29 - Nursing Facility By ADD

ADD / Facility	Licensed Beds	Beds In Operation	Beginning Census	Admissions	Discharges	Deaths	Ending Census	Total Patient Days	Occupancy Percentage
<b>ADD:1</b>									
Baptist Health Paducah (TCU)	24	0	0	0	0	0	0	0	NaN
Calvert City Convalescent Center	95	95	76	143	96	32	91	31,049	89.54%
Clinton Hickman County Nursing Facility	46	46	39	81	68	19	33	13,463	80.18%
Clinton Place	91	91	73	111	68	31	85	31,025	93.41%
Countryside Center	53	53	51	89	65	29	46	17,965	92.87%
Fulton Nursing and Rehab	60	60	45	111	85	23	48	18,383	83.94%
Green Acres Health Care	60	60	58	105	82	24	57	20,704	94.54%
Lake Way Nursing and Rehabilitation Center	96	96	62	175	132	33	72	24,216	69.11%
Life Care Center of LaCenter	70	70	53	104	70	27	60	21,971	85.99%
Mayfield Health and Rehabilitation	100	0	0	0	0	0	0	0	NaN
Mills Nursing and Rehabilitation	104	104	96	305	274	32	95	36,267	95.54%
Oakview Nursing and Rehabilitation Center	100	100	72	147	118	21	80	28,724	100.00%
Parkview Nursing and Rehabilitation Center (Paducah)	228	228	161	525	418	93	175	67,266	80.83%
Providence Pointe Healthcare	108	108	80	291	257	32	82	30,542	95.09%
River Haven Nursing and Rehab	103	103	65	161	115	37	74	25,747	68.49%
Spring Creek Post Acute and Rehab	226	170	116	306	254	19	129	45,196	54.79%
Stonecreek Health and Rehab	90	89	81	239	200	39	81	30,291	92.21%
<b>ADD: 1 Total</b>	<b>1,654</b>	<b>1,473</b>	<b>1,128</b>	<b>2,893</b>	<b>2,302</b>	<b>491</b>	<b>1,208</b>	<b>442,809</b>	<b>81.49%</b>
<b>ADD:2</b>									
Baptist Health Deaconess Madisonville (LTC)	20	0	0	0	0	0	0	0	NaN
Bradford Heights Health and Rehab Center	100	100	88	205	152	44	97	33,452	91.65%
Brighton Cornerstone Health Care	66	40	39	35	31	11	32	12,878	53.46%
Christian Health Center, Hopkinsville	112	112	87	214	173	34	94	30,622	74.91%

## 2023 ANNUAL KENTUCKY LONG TERM CARE UTILIZATION AND SERVICE REPORT

### Table 29 - Nursing Facility By ADD

ADD / Facility	Licensed Beds	Beds In Operation	Beginning Census	Admissions	Discharges	Deaths	Ending Census	Total Patient Days	Occupancy Percentage
Christian Heights Nursing and Rehabilitation Center	60	60	49	82	62	12	57	19,541	89.23%
Covingtons Convalescent Center	72	0	0	0	0	0	0	0	NaN
Crittenden County Health and Rehabilitation Center	101	101	59	78	63	23	51	18,615	47.66%
Dawson Springs Health And Rehab Ctr	59	59	54	21	7	15	53	19,724	91.59%
Greenville Nursing and Rehabilitation	60	60	57	85	69	18	55	20,075	91.67%
Hearthstone Place	60	60	43	57	42	8	50	17,082	78.00%
Hillside Center	71	71	64	147	130	24	57	21,714	83.79%
Joseph Eddie Ballard Western Kentucky Veterans Ctr	156	156	52	39	3	23	65	21,602	37.94%
Landmark of Kuttawa	65	65	46	46	34	8	50	17,770	74.90%
Madisonville Health and Rehabilitation	94	94	84	156	123	30	87	30,470	88.81%
Maple Health and Rehabilitation	97	97	89	107	72	29	95	33,686	95.14%
Owensboro Health Muhlenberg Community Hospital Long Term Care	45	45	36	110	90	20	36	13,742	83.67%
Princeton Health and Rehab Center	104	104	98	83	52	29	100	36,100	95.10%
Ridgewood Terrace Nursing Home	110	110	92	243	184	48	103	37,218	92.70%
Rivers Bend Retirement Community	39	39	29	103	70	23	39	12,640	88.80%
Salem Springlake Health and Rehabilitation Center	75	75	52	70	53	19	50	18,250	66.67%
Shady Lawn Nursing and Rehabilitation Center	50	50	43	95	72	20	46	15,492	84.89%
Tradewater Pointe	60	60	42	67	47	12	50	17,450	79.68%
Western State Nursing Facility	144	144	68	9	4	12	61	23,308	44.35%
<b>ADD: 2 Total</b>	<b>1,820</b>	<b>1,702</b>	<b>1,271</b>	<b>2,052</b>	<b>1,533</b>	<b>462</b>	<b>1,328</b>	<b>471,431</b>	<b>74.49%</b>
<b>ADD:3</b>									
Beaver Dam Nursing and Rehab Center	58	58	49	43	27	13	52	19,990	94.43%
Breckinridge Place	16	16	16	8	4	4	16	5,758	98.60%

## 2023 ANNUAL KENTUCKY LONG TERM CARE UTILIZATION AND SERVICE REPORT

### Table 29 - Nursing Facility By ADD

ADD / Facility	Licensed Beds	Beds In Operation	Beginning Census	Admissions	Discharges	Deaths	Ending Census	Total Patient Days	Occupancy Percentage
Carmel Home	36	36	36	36	21	17	34	12,889	98.09%
Chautauqua Health and Rehab	145	145	113	97	74	23	113	39,130	73.93%
Fordsville Nursing and Rehabilitation Center	67	67	58	48	46	15	45	21,862	89.40%
Heartland Villa Center	45	45	39	75	58	12	44	14,930	90.90%
Henderson Nursing and Rehabilitation Center	90	90	80	155	138	19	78	28,706	87.39%
Hermitage Care and Rehabilitation Center	76	76	70	142	116	26	70	26,171	94.34%
Morganfield Nursing and Rehabilitation Center	60	60	51	161	143	16	53	20,126	91.90%
Redbanks	222	222	124	297	228	60	133	48,366	59.69%
Redbanks Colonial Terrace	87	87	44	77	46	18	57	20,113	63.34%
Riverside Care and Rehab Ctr	79	79	68	115	89	25	69	24,667	85.55%
Signature Healthcare at Hillcrest	156	140	115	332	275	43	129	44,512	78.17%
Signature Healthcare of Hartford Rehab and Wellnes	110	110	76	165	117	43	81	29,287	72.94%
The Transitional Care Center of Owensboro	30	30	14	374	366	8	14	5,401	49.32%
Twin Rivers Nursing and Rehab Center	132	132	92	108	90	25	85	33,117	68.74%
Wellington Parc of Owensboro	20	20	16	9	3	2	20	7,098	97.23%
<b>ADD: 3 Total</b>	<b>1,429</b>	<b>1,413</b>	<b>1,061</b>	<b>2,242</b>	<b>1,841</b>	<b>369</b>	<b>1,093</b>	<b>402,123</b>	<b>77.10%</b>
<b>ADD:4</b>									
Auburn Health Care	66	66	38	73	49	15	47	14,918	61.93%
Barren County Nursing and Rehab	94	94	81	158	121	43	75	28,176	82.12%
Bowling Green Nursing and Rehabilitation	66	66	51	120	98	23	50	20,530	85.22%
Cal Turner Rehab and Specialty Care	110	110	96	99	51	44	100	36,932	91.99%
Christian Health Center of Bowling Green	22	22	20	220	215	5	20	7,300	90.91%
Colonial Center	48	48	38	99	76	19	42	16,144	92.15%



## 2023 ANNUAL KENTUCKY LONG TERM CARE UTILIZATION AND SERVICE REPORT

### Table 29 - Nursing Facility By ADD

ADD / Facility	Licensed Beds	Beds In Operation	Beginning Census	Admissions	Discharges	Deaths	Ending Census	Total Patient Days	Occupancy Percentage
Creekwood Place Nursing and Rehab Center	104	104	82	194	150	36	90	32,522	85.67%
Edmonson Center	74	74	62	60	29	25	68	24,739	91.59%
Franklin-Simpson Nursing and Rehabilitation	98	98	75	60	49	10	76	24,919	69.66%
Glasgow State Nursing Facility	100	100	47	23	8	12	50	17,426	47.74%
Glenview Health Care Facility	60	60	54	78	52	24	56	20,075	91.67%
Greenwood Nursing and Rehabilitation	128	128	118	340	300	38	120	41,945	89.78%
Hopkins Center	50	50	47	68	50	19	46	16,503	90.43%
Metcalfe Health Care Center	71	71	37	98	59	16	60	20,190	77.91%
Morgantown Care and Rehabilitation Center	122	122	111	195	162	32	112	40,226	90.33%
NHC HealthCare, Glasgow	194	194	150	231	171	56	154	53,078	74.96%
Signature Healthcare of Bowling Green	143	143	129	434	398	33	132	46,232	88.58%
Signature Healthcare of Glasgow Rehab & Wellness Center	68	68	59	167	150	20	56	20,960	84.45%
Signature Healthcare of Hart County	104	104	87	119	91	26	89	31,869	83.95%
Signature HealthCare of Monroe County Rehab	104	104	90	188	165	26	87	28,834	75.96%
T.J. Samson Community Hospital Skilled Nursing Unit	16	16	9	189	192	0	6	2,653	45.43%
<b>ADD: 4 Total</b>	<b>1,842</b>	<b>1,842</b>	<b>1,481</b>	<b>3,213</b>	<b>2,636</b>	<b>522</b>	<b>1,536</b>	<b>546,171</b>	<b>81.24%</b>
<b>ADD:5</b>									
Baptist Health Hardin (NF)	15	15	8	260	258	2	8	3,515	64.20%
Brandenburg Nursing and Rehabilitation	57	55	54	77	63	15	53	19,009	94.69%
Breckinridge Memorial Nursing Facility	18	18	18	10	3	7	18	6,478	98.60%
Elizabethtown Nursing and Rehab	65	65	54	92	74	15	57	20,971	88.39%
Flaget Memorial Hospital NF	12	0	0	0	0	0	0	0	NaN
Grayson Nursing and Rehab Center	72	72	63	169	127	35	70	24,174	91.99%

## 2023 ANNUAL KENTUCKY LONG TERM CARE UTILIZATION AND SERVICE REPORT

### Table 29 - Nursing Facility By ADD

ADD / Facility	Licensed Beds	Beds In Operation	Beginning Census	Admissions	Discharges	Deaths	Ending Census	Total Patient Days	Occupancy Percentage
Hardinsburg Nursing and Rehabilitation	63	63	58	91	69	21	59	20,585	89.52%
Helmwood Healthcare Center and Elizabeth Sanford Swope Personal Care	60	60	49	94	73	14	56	6,905	31.53%
Kensington Center	82	82	77	190	160	25	82	27,567	92.10%
Landmark of Bardstown Rehab and Nursing	100	100	76	208	165	33	86	30,863	84.56%
Loretto Living Center at Loretto Motherhouse Infirmary, Inc.	55	55	39	35	17	15	42	15,200	75.72%
Radcliff Veterans Center	120	120	45	26	1	12	58	20,863	47.63%
Sansbury Care Center	48	48	39	33	17	12	43	14,982	85.51%
Signature Healthcare at Colonial Rehab	65	65	46	144	129	17	44	18,047	76.07%
Signature Healthcare at North Hardin Rehab	136	136	108	326	289	31	114	40,279	81.14%
Signature Healthcare of Elizabethtown	124	124	83	459	372	51	119	35,791	79.08%
Spring View Health and Rehab Center	71	71	70	105	79	30	66	24,620	95.00%
Springfield Nursing and Rehabilitation Center	70	70	58	135	109	21	63	21,252	100.00%
Sunrise Manor Nursing Home	137	137	104	256	192	48	120	42,735	85.46%
The Village of Lebanon II, LLC (NF)	97	54	16	135	78	24	49	17,689	89.75%
<b>ADD: 5 Total</b>	<b>1,467</b>	<b>1,410</b>	<b>1,065</b>	<b>2,845</b>	<b>2,275</b>	<b>428</b>	<b>1,207</b>	<b>411,525</b>	<b>80.64%</b>

#### ADD:6

Bedford Springs Health and Rehabilitation	60	58	46	91	73	15	49	17,977	82.09%
Bedrock HC at Green Meadows	122	122	86	130	111	12	93	34,250	76.91%
Cherokee Park Rehabilitation	104	104	75	202	159	22	96	33,326	87.79%
Christian Health Center of Louisville	118	118	99	177	171	19	86	31,847	73.94%
Clifton Oaks Care Center	110	110	104	97	97	18	86	34,475	85.87%
Crestview Center	58	58	52	89	70	15	56	10,175	95.32%
Episcopal Church Home	61	26	21	25	11	10	25	7,124	76.11%

## 2023 ANNUAL KENTUCKY LONG TERM CARE UTILIZATION AND SERVICE REPORT

### Table 29 - Nursing Facility By ADD

ADD / Facility	Licensed Beds	Beds In Operation	Beginning Census	Admissions	Discharges	Deaths	Ending Census	Total Patient Days	Occupancy Percentage
Essex Nursing and Rehabilitation Center	128	128	115	219	181	40	113	42,402	90.76%
Forest Springs Health Campus	58	58	47	369	349	18	49	18,191	85.93%
Franciscan Health Care Center	85	85	68	596	564	31	69	27,244	87.81%
Friendship Health and Rehab	83	0	0	0	0	0	0	0	NaN
Glen Ridge Health Campus	110	110	56	447	409	36	58	20,924	86.86%
Highlands Nursing and Rehabilitation Center	154	154	144	98	83	18	141	51,301	91.27%
Hillcreek Rehabilitation and Care	172	0	152	31	171	14	0	22,425	35.72%
Home of the Innocents	76	76	75	34	33	3	73	26,958	97.18%
Jeffersontown Rehabilitation	98	98	89	193	180	15	87	32,304	90.31%
Kindred Hospital - Louisville (SNF)	47	44	42	49	47	6	38	14,675	91.38%
Klondike Center	62	62	53	29	19	4	59	20,807	91.94%
Landmark of Iroquois Park and Nursing Center	120	120	81	187	176	11	81	31,521	100.00%
Landmark of Louisville Rehab and Nursing	252	252	172	227	202	22	175	64,722	70.37%
Landmark of River City Rehabilitation and Nursing	92	92	74	177	149	14	88	32,120	95.65%
Little Sisters of the Poor	35	35	29	15	4	6	34	11,184	87.55%
Louisville East Post Acute	178	178	168	302	261	40	169	61,990	95.41%
Lyndon Woods Care and Rehabilitation	145	145	124	59	45	28	110	40,337	76.22%
Masonic Home of Louisville	136	136	132	559	516	45	130	46,567	93.81%
Masonic Home of Shelbyville	117	97	61	308	266	33	70	27,499	82.79%
Nazareth Home	118	118	105	470	395	67	113	40,857	94.86%
Nazareth Home Clifton	101	101	99	502	432	70	99	34,312	93.07%
New Castle Nursing and Rehab	60	60	53	74	60	14	53	20,146	91.99%
Park Terrace Health Campus	88	88	80	602	569	38	75	365	100.00%
Regency Center	110	110	97	113	106	5	99	33,279	82.89%
Regis Woods	186	0	0	0	0	0	0	0	NaN

## 2023 ANNUAL KENTUCKY LONG TERM CARE UTILIZATION AND SERVICE REPORT

### Table 29 - Nursing Facility By ADD

ADD / Facility	Licensed Beds	Beds In Operation	Beginning Census	Admissions	Discharges	Deaths	Ending Census	Total Patient Days	Occupancy Percentage
Richwood Nursing and Rehab	120	120	107	201	140	56	112	39,741	90.73%
Rivers Edge Nursing and Rehabilitation Center	100	100	78	70	41	19	88	30,752	100.00%
Sanders Ridge Health Campus	56	56	52	219	201	19	51	19,198	93.92%
Seneca Place	122	121	91	341	279	25	111	44,165	100.00%
Signature Healthcare at Glenview	114	0	0	0	0	0	0	0	NaN
Signature Healthcare at Jefferson Manor Rehab	100	100	73	259	229	19	84	26,757	73.31%
Signature Healthcare at Jefferson Place Rehab	95	95	74	791	738	39	88	26,178	75.50%
Signature Healthcare at Meadowview Rehab	95	0	0	0	0	0	0	0	NaN
Signature Healthcare at Rockford Rehab	110	110	82	299	253	29	99	33,740	84.03%
Signature Healthcare at Summerfield Rehab and Wellness	165	165	77	806	757	18	108	36,098	59.94%
Signature Healthcare at U of L Mary & Elizabeth Hosp	26	26	21	32	53	0	0	626	40.81%
Signature Healthcare of East Louisville	128	126	88	415	334	50	110	36,530	79.43%
Signature Healthcare of South Louisville	100	100	62	437	384	29	86	28,373	77.73%
Signature Healthcare of Spencer County	120	120	79	219	178	32	88	30,203	68.96%
St. Matthews Care Center	108	0	0	0	0	0	0	0	NaN
Sycamore Heights Health and Rehab	96	96	70	105	67	16	92	35,040	100.00%
The Springs at Oldham Reserve	103	50	1	152	107	12	34	5,305	28.22%
The Springs at Stony Brook	66	66	60	269	246	22	61	22,767	94.51%
The Willows at Springhurst	52	52	44	253	231	17	49	17,818	93.88%
Treyton Oaks Towers	60	60	47	148	115	34	46	17,791	81.24%
Valhalla Post Acute	162	162	142	486	436	32	160	55,857	94.46%
Wesley Manor	68	65	58	50	15	30	63	22,085	88.98%
Westminster Terrace	112	58	46	6	49	3	0	4,830	52.71%

**2023 ANNUAL KENTUCKY LONG TERM CARE UTILIZATION AND SERVICE REPORT**

**Table 29 - Nursing Facility By ADD**

<b>ADD / Facility</b>	<b>Licensed Beds</b>	<b>Beds In Operation</b>	<b>Beginning Census</b>	<b>Admissions</b>	<b>Discharges</b>	<b>Deaths</b>	<b>Ending Census</b>	<b>Total Patient Days</b>	<b>Occupancy Percentage</b>
Westport Place Health Campus	62	62	58	450	440	13	55	20,080	88.73%
<b>ADD: 6 Total</b>	<b>5,784</b>	<b>4,853</b>	<b>4,009</b>	<b>12,479</b>	<b>11,202</b>	<b>1,203</b>	<b>4,059</b>	<b>1,445,238</b>	<b>83.16%</b>
<b>ADD:7</b>									
Boonespring Transitional Care Center	143	143	131	444	387	47	141	47,821	91.62%
Bridge Point Center	151	151	129	178	153	22	132	46,598	84.55%
Carmel Manor	95	95	80	157	104	48	85	30,175	87.02%
Coldspring Transitional Care Center	143	143	137	383	378	25	117	44,270	84.82%
Emerald Trace	74	74	64	617	593	28	60	22,192	82.16%
Florence Park Care Center	150	150	99	184	150	14	119	42,788	78.15%
Gallatin Nursing and Rehab	120	120	114	117	66	54	111	40,309	92.03%
Grant Healthcare and Rehabilitation	95	95	82	83	68	16	81	29,525	85.15%
Highlandspring of Ft Thomas	140	140	131	406	363	50	124	43,829	85.77%
Madonna Manor	59	59	51	216	183	30	54	19,036	88.40%
Owenton Healthcare and Rehabilitation	100	100	76	88	47	29	88	29,355	80.42%
River Valley Nursing Home	60	60	49	107	91	18	47	18,578	8.48%
Rosedale Green	156	156	147	115	34	82	146	55,319	97.15%
Signature Healthcare of Carrollton Rehab	78	78	56	129	129	12	56	19,600	68.84%
St. Elizabeth Edgewood SNF	16	16	6	401	391	2	14	5,110	87.50%
St. Elizabeth FT Thomas SNF	26	26	16	400	399	2	15	5,260	55.43%
The Pavilion at Kenton	82	82	72	155	141	9	77	27,132	90.65%
The Seasons at Alexandria	117	117	99	360	319	27	113	38,293	89.67%
Village Care Center	100	100	86	188	147	36	91	32,078	87.88%
Villaspring of Erlanger	140	140	125	392	338	49	130	44,511	87.11%
Woodcrest Nursing and Rehabilitation Center	127	127	99	179	147	16	115	39,821	85.90%
<b>ADD: 7 Total</b>	<b>2,172</b>	<b>2,172</b>	<b>1,849</b>	<b>5,299</b>	<b>4,628</b>	<b>616</b>	<b>1,916</b>	<b>681,600</b>	<b>68.86%</b>

## 2023 ANNUAL KENTUCKY LONG TERM CARE UTILIZATION AND SERVICE REPORT

### Table 29 - Nursing Facility By ADD

ADD / Facility	Licensed Beds	Beds In Operation	Beginning Census	Admissions	Discharges	Deaths	Ending Census	Total Patient Days	Occupancy Percentage
<b>ADD:8</b>									
Maysville Nursing and Rehabilitation Facility	130	130	121	282	223	61	119	44,155	93.06%
Perkins Country Manor	32	32	27	53	38	13	29	10,600	90.75%
Pioneer Trace Nursing Home	92	92	73	72	40	33	72	26,918	80.16%
Robertson County Health Care Facility	60	60	58	92	72	22	56	20,871	95.30%
Vanceburg Rehabilitation and Care	90	90	86	98	95	19	70	32,026	97.49%
<b>ADD: 8 Total</b>	<b>404</b>	<b>404</b>	<b>365</b>	<b>597</b>	<b>468</b>	<b>148</b>	<b>346</b>	<b>134,570</b>	<b>91.26%</b>
<b>ADD:9</b>									
Edgewood Estates	60	60	44	19	22	3	38	14,376	71.11%
Life Care Center of Morehead	97	96	90	147	129	21	87	33,351	94.20%
Ridgeway Nursing and Rehabilitation	99	99	92	145	122	24	91	34,276	94.86%
St. Claire Medical Center TCU	10	0	0	0	0	0	0	0	NaN
West Liberty Nursing and Rehabilitation Center	48	48	48	75	64	15	44	16,234	92.66%
Windsor Care Center	144	144	104	365	307	53	109	42,340	80.56%
<b>ADD: 9 Total</b>	<b>458</b>	<b>447</b>	<b>378</b>	<b>751</b>	<b>644</b>	<b>116</b>	<b>369</b>	<b>140,577</b>	<b>86.86%</b>
<b>ADD:10</b>									
Boyd Nursing and Rehabilitation Center	60	60	54	126	108	18	54	19,710	90.00%
Carter Nursing and Rehabilitation Center	120	120	115	148	123	25	115	41,869	95.59%
Elliott Nursing and Rehabilitation Center	75	75	70	177	162	18	67	25,824	94.33%
King's Daughters Rehab and Skilled Nursing Facility	20	0	0	0	0	0	0	0	0.00%
Kingsbrook Lifecare Center	137	137	126	580	541	37	128	46,781	93.55%
Oakmont Manor	85	85	81	358	324	35	80	29,266	94.33%
South Shore Nursing and Rehabilitation Center	60	60	47	83	61	17	52	19,242	87.86%
The Jordan Center	104	104	57	60	40	18	59	21,339	56.21%
Woodland Oaks	110	110	109	363	328	37	107	39,104	97.39%

## 2023 ANNUAL KENTUCKY LONG TERM CARE UTILIZATION AND SERVICE REPORT

### Table 29 - Nursing Facility By ADD

ADD / Facility	Licensed Beds	Beds In Operation	Beginning Census	Admissions	Discharges	Deaths	Ending Census	Total Patient Days	Occupancy Percentage
Wurtland Nursing and Rehabilitation Center	126	124	109	153	142	11	109	39,053	84.92%
<b>ADD: 10 Total</b>	<b>897</b>	<b>875</b>	<b>768</b>	<b>2,048</b>	<b>1,829</b>	<b>216</b>	<b>771</b>	<b>282,188</b>	<b>86.19%</b>
<b>ADD:11</b>									
Good Shepherd Community Nursing Center	118	118	107	171	161	16	101	38,546	89.50%
Highlands ARH Regional Medical Center (NF)	18	0	0	0	0	0	0	0	NaN
Landmark of Elkhorn City Rehabilitation	106	106	87	51	35	10	93	35,517	91.80%
Martin County Health Care Facility	65	65	63	95	86	17	55	21,645	91.23%
Mountain Manor of Paintsville	126	126	98	99	78	18	101	37,837	82.27%
Parkview Post-Acute and Rehabilitation Center	120	0	0	0	0	0	0	0	NaN
Pikeville Nursing and Rehab Center	106	106	90	183	155	28	90	33,786	87.32%
Prestonsburg Health Care Center	56	56	50	124	99	30	45	16,894	82.65%
Riverview Health Care Center	121	121	101	188	151	39	99	37,342	84.55%
Salyersville Nursing and Rehabilitation Center	142	136	98	93	72	20	99	37,404	72.17%
Tug Valley ARH Skilled Nursing Facility	34	34	17	106	97	3	23	7,654	61.68%
<b>ADD: 11 Total</b>	<b>1,012</b>	<b>868</b>	<b>711</b>	<b>1,110</b>	<b>934</b>	<b>181</b>	<b>706</b>	<b>266,625</b>	<b>83.58%</b>
<b>ADD:12</b>									
Hazard Health and Rehabilitation Center	200	152	152	63	54	13	148	55,456	75.97%
Hyden Health and Rehabilitation Center	94	94	80	64	47	10	87	31,611	92.13%
Knott County Health and Rehabilitation Center	92	92	86	85	67	16	88	31,630	94.19%
Landmark of Breathitt County Rehabilitation and Nursing Center, LLC	120	120	31	63	48	15	31	18,019	41.14%

## 2023 ANNUAL KENTUCKY LONG TERM CARE UTILIZATION AND SERVICE REPORT

### Table 29 - Nursing Facility By ADD

ADD / Facility	Licensed Beds	Beds In Operation	Beginning Census	Admissions	Discharges	Deaths	Ending Census	Total Patient Days	Occupancy Percentage
Lee County Care and Rehabilitation Center	109	109	103	180	152	33	98	37,718	94.80%
Letcher Manor	142	142	131	247	239	14	125	46,491	99.97%
Owsley County Health Care Center	91	91	75	90	72	20	73	27,854	83.86%
Paul E Patton Eastern Ky Veterans Center	120	120	68	50	15	27	76	27,110	61.89%
Wolfe County Health and Rehabilitation Center	100	100	96	61	34	29	94	35,343	96.83%
<b>ADD: 12 Total</b>	<b>1,068</b>	<b>1,020</b>	<b>822</b>	<b>903</b>	<b>728</b>	<b>177</b>	<b>820</b>	<b>311,232</b>	<b>80.95%</b>
<b>ADD:13</b>									
Barbourville Health and Rehabilitation Center	135	135	103	120	64	45	114	40,990	83.19%
Christian Health Center - Corbin	100	100	90	98	71	23	94	33,312	91.27%
Corbin Health and Rehabilitation Center	100	100	79	108	62	28	97	31,258	85.64%
Harlan Health and Rehabilitation Center	143	143	113	156	107	41	121	41,179	78.89%
Hillcrest Health and Rehabilitation Center	120	120	83	72	42	23	90	32,065	73.21%
Landmark of Laurel Creek Rehab and Nursing	106	106	82	154	127	22	87	33,502	86.59%
Laurel Heights Home for the Elderly	143	143	131	142	85	53	135	49,467	94.77%
Middlesboro Nursing and Rehab	95	95	91	164	124	46	85	32,543	93.85%
Mountain View Nursing and Rehab Ctr	115	115	59	91	75	19	56	20,875	49.73%
Pineville Community Hospital LTC	30	0	0	0	0	0	0	0	NaN
Rockcastle Health and Rehabilitation Center	104	104	80	204	165	33	86	29,291	77.16%
Rockcastle Regional Hospital and Respiratory Care	143	143	110	155	118	46	101	38,829	74.39%
Signature HealthCare at Jackson Manor	51	51	47	110	95	17	45	15,949	85.68%
The Heritage	85	85	82	198	179	24	77	28,930	93.25%
Tri-Cities Nursing and Rehabilitation Center	85	85	61	117	100	22	56	22,163	71.44%



## 2023 ANNUAL KENTUCKY LONG TERM CARE UTILIZATION AND SERVICE REPORT

### Table 29 - Nursing Facility By ADD

ADD / Facility	Licensed Beds	Beds In Operation	Beginning Census	Admissions	Discharges	Deaths	Ending Census	Total Patient Days	Occupancy Percentage
Williamsburg Health and Rehabilitation Center	125	125	89	114	72	29	102	35,486	77.78%
<b>ADD: 13 Total</b>	<b>1,680</b>	<b>1,650</b>	<b>1,300</b>	<b>2,003</b>	<b>1,486</b>	<b>471</b>	<b>1,346</b>	<b>485,839</b>	<b>80.67%</b>
<b>ADD:14</b>									
Campbellsville Nursing and Rehabilitation	67	67	59	148	120	32	55	22,993	94.02%
Clinton County Care and Rehabilitation Center	52	52	43	91	74	16	44	16,920	89.15%
Cumberland Nursing and Rehabilitation Center	93	93	88	140	103	37	88	30,706	90.46%
Cumberland Valley Nursing and Rehabilitation Center	84	84	57	65	29	19	74	24,901	81.22%
Fair Oaks Health Systems	114	114	93	99	57	39	96	34,955	84.01%
Green Hill Rehabilitation and Care	118	118	91	133	87	34	103	35,220	81.77%
Hicks Golden Years Nursing Home	59	59	56	24	15	13	54	20,545	95.40%
Lake Cumberland Regional Hospital SCU	12	12	12	224	229	2	5	3,459	78.97%
Liberty Care and Rehabilitation Center	97	97	75	138	119	12	82	29,912	84.49%
McDowell Skilled Nursing Facility	5	0	0	0	0	0	0	0	NaN
Signature Healthcare at Summit Manor Rehab	104	104	70	187	149	30	78	27,984	73.72%
Signature Healthcare of McCreary County Rehab	60	60	40	182	165	7	50	18,353	83.80%
Somerset Nursing and Rehabilitation Facility	123	123	114	177	133	39	119	43,391	96.65%
Somerwoods Nursing and Rehabilitation	166	166	104	114	81	25	112	41,368	68.28%
The Grandview Nursing and Rehabilitation Facility	81	81	75	171	145	25	76	27,833	94.14%
<b>ADD: 14 Total</b>	<b>1,235</b>	<b>1,230</b>	<b>977</b>	<b>1,893</b>	<b>1,506</b>	<b>330</b>	<b>1,036</b>	<b>378,540</b>	<b>84.32%</b>

## 2023 ANNUAL KENTUCKY LONG TERM CARE UTILIZATION AND SERVICE REPORT

### Table 29 - Nursing Facility By ADD

ADD / Facility	Licensed Beds	Beds In Operation	Beginning Census	Admissions	Discharges	Deaths	Ending Census	Total Patient Days	Occupancy Percentage
ADD:15									
Berea Health and Rehabilitation	84	82	74	149	132	18	74	27,355	89.22%
Bluegrass Care and Rehabilitation Center	124	118	101	393	347	31	116	39,230	86.68%
Bourbon Heights	67	67	54	38	13	17	62	21,446	87.70%
Bradford Square Center	100	100	86	70	78	9	89	21,923	60.06%
Cambridge Nursing & Rehabilitation Center	108	108	78	120	59	43	96	32,819	83.25%
Cardinal Hill Rehab Unit	74	74	27	862	859	0	30	11,040	40.87%
Cedar Ridge Health Campus	48	48	44	134	127	12	39	16,425	93.75%
Clark Regional Medical Center Transitional Care Unit	25	25	9	10	19	0	0	406	7.77%
Danville Center for Health	106	106	72	165	127	35	75	28,359	73.30%
Dover Nursing and Rehabilitation	85	85	81	166	139	31	77	28,680	92.44%
Edgemont Healthcare	68	68	66	52	44	18	56	22,874	92.16%
Fountain Circle Care and Rehab Ctr	179	147	128	377	327	46	132	46,550	71.25%
Frankfort Rehab and Care	100	100	74	168	135	24	83	28,110	77.01%
Grand Haven Nursing Home	54	54	51	58	37	26	46	17,210	87.32%
Harrodsburg Health and Rehab Ctr	112	112	85	192	139	49	89	32,856	80.37%
Homestead Post Acute	136	136	114	391	320	57	128	44,250	89.14%
Irvine Nursing and Rehabilitation	86	86	81	167	143	30	75	29,136	92.82%
Johnson Mathers Nursing Home	104	0	0	0	0	0	0	0	NaN
Kenwood Health and Rehabilitation Center	93	93	84	216	180	38	82	31,749	93.53%
Landmark of Danville Rehabilitation and Nursing Center, LLC	90	90	80	71	63	12	76	30,513	92.89%
Landmark of Lancaster Rehabilitation and Nursing	96	96	83	102	68	32	85	31,072	88.68%
Lexington Country Place	111	111	71	212	154	50	79	29,224	72.13%

## 2023 ANNUAL KENTUCKY LONG TERM CARE UTILIZATION AND SERVICE REPORT

### Table 29 - Nursing Facility By ADD

ADD / Facility	Licensed Beds	Beds In Operation	Beginning Census	Admissions	Discharges	Deaths	Ending Census	Total Patient Days	Occupancy Percentage
Lexington Premier Nursing and Rehab, LLC	120	120	98	182	135	36	109	38,603	88.13%
Madison Health and Rehabilitation Center	92	92	73	95	80	17	71	26,802	79.82%
Mayfair Manor	98	90	69	381	351	22	77	26,728	81.36%
Nicholasville Nursing and Rehabilitation	73	73	62	121	104	15	64	22,479	84.36%
Northpoint Lexington Healthcare Center	150	150	138	203	172	31	138	50,370	92.00%
Pine Meadows Post Acute	120	120	109	183	149	29	114	41,115	93.87%
Sayre Christian Village Nursing Home	153	153	126	168	112	38	144	51,860	92.86%
Signature Healthcare at Heritage Hall Rehab	94	94	72	253	231	28	66	26,804	78.12%
Signature Healthcare at Tanbark Rehab	34	34	31	377	403	5	0	6,355	80.22%
Signature Healthcare of Georgetown	65	65	55	373	350	18	60	22,106	93.18%
Stanford Care and Rehab	128	128	114	102	57	47	112	40,045	85.71%
Stanton Nursing and Rehabilitation Center	81	81	67	93	62	24	74	26,161	88.49%
Telford Terrace	25	25	20	69	54	13	22	6,712	73.56%
The Homeplace At Midway	23	23	21	26	16	8	23	8,043	95.81%
The Terrace Nursing and Rehabilitation	102	102	95	212	171	42	94	34,941	93.85%
The Willows at Citation	52	52	49	278	255	26	46	17,199	90.62%
The Willows at Fritz Farm	54	54	50	276	259	20	47	18,272	92.70%
The Willows at Hamburg	54	54	50	162	137	26	49	18,473	93.72%
The Willows at Harrodsburg	36	36	33	147	120	25	35	12,775	97.22%
Thomson Hood Veterans Center	285	285	109	77	15	48	123	42,411	40.77%
<b>ADD: 15 Total</b>	<b>3,889</b>	<b>3,737</b>	<b>2,984</b>	<b>7,891</b>	<b>6,743</b>	<b>1,096</b>	<b>3,057</b>	<b>1,109,481</b>	<b>80.97%</b>
<b>Statewide Total</b>	<b>26,811</b>	<b>25,096</b>	<b>20,169</b>	<b>48,219</b>	<b>40,755</b>	<b>6,826</b>	<b>20,798</b>	<b>7,509,949</b>	<b>80.15%</b>

# KENTUCKY ANNUAL LONG-TERM CARE SERVICES REPORT



KENTUCKY CABINET FOR  
HEALTH AND FAMILY SERVICES

## SECTION VI: PATIENT ORIGIN DATA

**Table 30 - 2023 Kentucky Long Term Care Facility Patient Origin  
Facility ADD and Facility by Patient County of Residence**

<b>ADD</b>	<b>Facility Name</b>	<b>Patient County</b>	<b>Under 65</b>	<b>65-74</b>	<b>75-84</b>	<b>Over 85</b>	<b>Unknown</b>
ADD:1	Calvert City Convalescent Center	BALLARD	0	0	0	1	0
		BOYD	0	0	0	1	0
		CALLOWAY	0	1	2	3	0
		CHRISTIAN	0	0	0	2	0
		CRITTENDEN	0	0	0	1	0
		GRAVES	0	0	1	2	0
		IL	0	0	1	0	0
		LIVINGSTON	0	0	1	4	0
		LYON	0	0	1	1	0
		MARSHALL	2	5	17	32	0
		MCCRACKEN	0	0	4	6	0
		MO	0	0	0	1	0
		Other	0	0	0	1	0
		TN	0	0	0	1	0
		<b>Total</b>	<b>2</b>	<b>6</b>	<b>27</b>	<b>56</b>	<b>0</b>
	Clinton Hickman County Nursing Facility	FULTON	0	1	1	3	0
		GRAVES	0	0	0	3	0
		HICKMAN	2	3	6	11	0
		IL	0	0	0	1	0
		JEFFERSON	0	0	0	1	0
		TN	0	0	0	1	0
		<b>Total</b>	<b>2</b>	<b>4</b>	<b>7</b>	<b>20</b>	<b>0</b>
	Clinton Place	FULTON	1	4	7	2	0
		GRAVES	8	13	6	1	0
		HICKMAN	8	19	8	8	0
		<b>Total</b>	<b>17</b>	<b>36</b>	<b>21</b>	<b>11</b>	<b>0</b>

**Table 30 - 2023 Kentucky Long Term Care Facility Patient Origin  
Facility ADD and Facility by Patient County of Residence**

<b>ADD</b>	<b>Facility Name</b>	<b>Patient County</b>	<b>Under 65</b>	<b>65-74</b>	<b>75-84</b>	<b>Over 85</b>	<b>Unknown</b>
	Countryside Center	BALLARD	0	2	0	3	0
		CALLOWAY	1	0	0	0	0
		CARLISLE	4	1	5	2	0
		FULTON	0	0	1	1	0
		GRAVES	3	4	2	2	0
		HICKMAN	0	3	0	0	0
		HOPKINS	0	0	1	0	0
		IL	1	0	1	0	0
		MARSHALL	0	1	1	0	0
		MCCRACKEN	1	4	1	0	0
		TN	0	1	0	0	0
		<b>Total</b>	<b>10</b>	<b>16</b>	<b>12</b>	<b>8</b>	<b>0</b>
	Fulton Nursing and Rehab	BALLARD	0	0	1	0	0
		CALLOWAY	2	0	1	1	0
		CARLISLE	0	0	1	0	0
		FULTON	7	5	6	9	0
		GRAVES	3	2	2	2	0
		MCCRACKEN	1	0	0	0	0
		TN	0	0	2	2	0
		TRIGG	0	1	0	0	0
		<b>Total</b>	<b>13</b>	<b>8</b>	<b>13</b>	<b>14</b>	<b>0</b>
	Gaither Suites at West Park	Other	0	0	0	0	0
		<b>Total</b>	<b>0</b>	<b>0</b>	<b>0</b>	<b>0</b>	<b>0</b>
	Gardens At Hickory Woods	CALLOWAY	0	0	0	0	0
		<b>Total</b>	<b>0</b>	<b>0</b>	<b>0</b>	<b>0</b>	<b>0</b>
	Green Acres Health Care	BALLARD	0	1	0	0	0

**Table 30 - 2023 Kentucky Long Term Care Facility Patient Origin  
Facility ADD and Facility by Patient County of Residence**

<b>ADD</b>	<b>Facility Name</b>	<b>Patient County</b>	<b>Under 65</b>	<b>65-74</b>	<b>75-84</b>	<b>Over 85</b>	<b>Unknown</b>
		CALLOWAY	1	0	2	1	0
		FULTON	1	0	1	0	0
		GRAVES	10	9	13	10	0
		MARSHALL	0	3	1	0	0
		MCCRACKEN	1	1	0	0	0
		Other	0	1	0	0	0
		ROWAN	0	0	0	1	0
		<b>Total</b>	<b>13</b>	<b>15</b>	<b>17</b>	<b>12</b>	<b>0</b>
	Lake Way Nursing and Rehabilitation Center						
		MARSHALL	9	11	26	26	0
		<b>Total</b>	<b>9</b>	<b>11</b>	<b>26</b>	<b>26</b>	<b>0</b>
	Life Care Center of LaCenter						
		BALLARD	0	0	24	25	0
		CARLISLE	0	0	2	0	0
		MCCRACKEN	0	0	0	9	0
		<b>Total</b>	<b>0</b>	<b>0</b>	<b>26</b>	<b>34</b>	<b>0</b>
	Mills Nursing and Rehabilitation						
		CALDWELL	1	0	0	0	0
		CALLOWAY	0	2	1	1	0
		FULTON	0	0	0	1	0
		GRAVES	8	13	26	32	0
		MARSHALL	0	0	1	0	0
		MCCRACKEN	0	2	1	1	0
		MO	0	0	0	1	0
		Other	0	1	1	0	0
		TN	0	0	1	1	0
		<b>Total</b>	<b>9</b>	<b>18</b>	<b>31</b>	<b>37</b>	<b>0</b>
	Oakview Nursing and Rehabilitation Center						
		CALLOWAY	2	8	4	2	0
		GRAVES	4	2	1	4	0
		HICKMAN	0	0	0	1	0

**Table 30 - 2023 Kentucky Long Term Care Facility Patient Origin  
Facility ADD and Facility by Patient County of Residence**

<b>ADD</b>	<b>Facility Name</b>	<b>Patient County</b>	<b>Under 65</b>	<b>65-74</b>	<b>75-84</b>	<b>Over 85</b>	<b>Unknown</b>
		MARSHALL	3	0	13	8	0
		MCCRACKEN	3	10	9	6	0
		<b>Total</b>	<b>12</b>	<b>20</b>	<b>27</b>	<b>21</b>	<b>0</b>
	Parkview Nursing and Rehabilitation Center (Paducah)						
		BALLARD	0	2	4	5	0
		CALLOWAY	0	2	2	0	0
		CARLISLE	0	0	4	1	0
		GRAVES	5	6	10	11	0
		IL	0	0	3	4	0
		LIVINGSTON	1	2	6	7	0
		MARSHALL	2	3	4	8	0
		MCCRACKEN	15	18	19	25	0
		TN	1	0	3	2	0
		<b>Total</b>	<b>24</b>	<b>33</b>	<b>55</b>	<b>63</b>	<b>0</b>
	Providence Pointe Healthcare						
		BALLARD	0	0	1	2	0
		CALLOWAY	0	0	2	0	0
		CARLISLE	0	0	1	1	0
		CRITTENDEN	0	0	1	0	0
		FULTON	0	1	0	0	0
		GRAVES	0	1	3	5	0
		HICKMAN	0	0	1	0	0
		HOPKINS	0	0	0	1	0
		IL	1	1	0	0	0
		LIVINGSTON	0	0	1	0	0
		MARSHALL	0	1	4	2	0
		MCCRACKEN	4	11	16	20	0
		MO	0	0	1	0	0
		<b>Total</b>	<b>5</b>	<b>15</b>	<b>31</b>	<b>31</b>	<b>0</b>
	River Haven Nursing and Rehab						
		BALLARD	0	1	0	0	0



**Table 30 - 2023 Kentucky Long Term Care Facility Patient Origin  
Facility ADD and Facility by Patient County of Residence**

<b>ADD</b>	<b>Facility Name</b>	<b>Patient County</b>	<b>Under 65</b>	<b>65-74</b>	<b>75-84</b>	<b>Over 85</b>	<b>Unknown</b>
		BATH	1	0	0	0	0
		BUTLER	1	0	0	0	0
		CALLOWAY	1	2	0	0	0
		CRITTENDEN	0	1	0	0	0
		FAYETTE	2	0	0	0	0
		FULTON	0	0	1	0	0
		GRAVES	3	4	0	0	0
		JEFFERSON	5	0	0	0	0
		LIVINGSTON	0	0	1	0	0
		MARSHALL	2	1	0	0	0
		MCCRACKEN	16	15	7	3	0
		Other	4	2	0	0	0
		TN	0	1	0	0	0
		<b>Total</b>	<b>35</b>	<b>27</b>	<b>9</b>	<b>3</b>	<b>0</b>
	Stonecreek Health and Rehab						
		CALDWELL	1	0	0	0	0
		CALLOWAY	0	0	1	1	0
		CARLISLE	0	1	0	0	0
		CRITTENDEN	0	0	1	0	0
		GRAVES	0	2	2	2	0
		IL	0	0	1	0	0
		LIVINGSTON	0	0	1	0	0
		LYON	1	0	0	0	0
		MARSHALL	4	1	0	2	0
		MCCRACKEN	17	12	18	10	0
		TRIGG	0	2	1	0	0
		<b>Total</b>	<b>23</b>	<b>18</b>	<b>25</b>	<b>15</b>	<b>0</b>
		<b>ADD:1 Total</b>	<b>174</b>	<b>227</b>	<b>327</b>	<b>351</b>	<b>0</b>

**Table 30 - 2023 Kentucky Long Term Care Facility Patient Origin  
Facility ADD and Facility by Patient County of Residence**

<b>ADD</b>	<b>Facility Name</b>	<b>Patient County</b>	<b>Under 65</b>	<b>65-74</b>	<b>75-84</b>	<b>Over 85</b>	<b>Unknown</b>
ADD:2							
	Baptist Health Deaconess Madisonville (LTC)	HOPKINS	0	0	0	0	0
		<b>Total</b>	<b>0</b>	<b>0</b>	<b>0</b>	<b>0</b>	<b>0</b>
	Bradford Heights Health and Rehab Center	CALDWELL	0	1	1	0	0
		CHRISTIAN	14	31	18	21	0
		HOPKINS	1	1	0	0	0
		IL	0	0	0	0	0
		IN	0	0	0	0	0
		MO	0	0	0	0	0
		TODD	1	0	1	0	0
		TRIGG	0	2	3	1	0
		WARREN	1	0	0	0	0
		<b>Total</b>	<b>17</b>	<b>35</b>	<b>23</b>	<b>22</b>	<b>0</b>
	Brighton Cornerstone Health Care	CHRISTIAN	0	1	0	0	0
		HENDERSON	1	0	0	0	0
		HOPKINS	5	9	3	7	0
		IL	0	0	0	0	0
		LYON	1	0	0	0	0
		MCCRACKEN	0	1	0	0	0
		MUHLENBERG	0	0	0	1	0
		WEBSTER	1	0	0	2	0
		<b>Total</b>	<b>8</b>	<b>11</b>	<b>3</b>	<b>10</b>	<b>0</b>
	Charter Senior Living of Hopkinsville	CALLOWAY	0	0	0	1	0
		CHRISTIAN	0	4	12	24	0
		HOPKINS	0	0	1	0	0
		LOGAN	0	0	0	2	0
		TODD	0	0	0	1	0

**Table 30 - 2023 Kentucky Long Term Care Facility Patient Origin  
Facility ADD and Facility by Patient County of Residence**

<b>ADD</b>	<b>Facility Name</b>	<b>Patient County</b>	<b>Under 65</b>	<b>65-74</b>	<b>75-84</b>	<b>Over 85</b>	<b>Unknown</b>
		TRIGG	0	1	1	0	0
		<b>Total</b>	<b>0</b>	<b>5</b>	<b>14</b>	<b>28</b>	<b>0</b>
	Christian County Manor						
		CHRISTIAN	0	0	0	0	0
		<b>Total</b>	<b>0</b>	<b>0</b>	<b>0</b>	<b>0</b>	<b>0</b>
	Christian Health Center, Hopkinsville						
		CHRISTIAN	2	12	27	53	0
		<b>Total</b>	<b>2</b>	<b>12</b>	<b>27</b>	<b>53</b>	<b>0</b>
	Christian Heights Nursing and Rehabilitation Center						
		CHRISTIAN	14	18	14	1	0
		FAYETTE	0	1	0	0	0
		HOPKINS	1	0	0	0	0
		IL	0	0	0	0	0
		LINCOLN	1	0	0	0	0
		MONTGOMERY	0	0	0	1	0
		TODD	1	2	1	0	0
		TRIGG	1	1	0	0	0
		<b>Total</b>	<b>18</b>	<b>22</b>	<b>15</b>	<b>2</b>	<b>0</b>
	Crittenden County Health and Rehabilitation Center						
		CALDWELL	0	2	0	1	0
		CRITTENDEN	8	5	12	17	0
		LYON	0	1	2	0	0
		MARSHALL	1	0	2	0	0
		Other	0	0	0	0	0
		<b>Total</b>	<b>9</b>	<b>8</b>	<b>16</b>	<b>18</b>	<b>0</b>
	Dawson Springs Health And Rehab Ctr						
		BOYD	1	0	0	0	0
		CALDWELL	1	0	2	0	0
		CALLOWAY	1	0	0	0	0
		CHRISTIAN	4	0	3	0	0

**Table 30 - 2023 Kentucky Long Term Care Facility Patient Origin  
Facility ADD and Facility by Patient County of Residence**

<b>ADD</b>	<b>Facility Name</b>	<b>Patient County</b>	<b>Under 65</b>	<b>65-74</b>	<b>75-84</b>	<b>Over 85</b>	<b>Unknown</b>
		CUMBERLAND	0	0	1	0	0
		FLOYD	0	1	0	0	0
		FRANKLIN	0	1	0	0	0
		HOPKINS	2	3	7	8	0
		JEFFERSON	0	1	2	1	0
		LARUE	0	0	0	1	0
		MARSHALL	0	0	0	1	0
		MCCRACKEN	0	0	1	0	0
		MCCREARY	0	1	0	0	0
		MUHLENBERG	0	0	1	0	0
		NELSON	0	0	1	0	0
		TN	0	1	0	0	0
		TODD	2	0	1	0	0
		WARREN	0	1	0	0	0
		WEBSTER	0	0	3	0	0
		<b>Total</b>	<b>11</b>	<b>9</b>	<b>22</b>	<b>11</b>	<b>0</b>
	Greenville Nursing and Rehabilitation						
		BOURBON	0	1	0	0	0
		DAVISS	0	0	1	0	0
		EDMONSON	1	0	0	0	0
		FRANKLIN	0	0	1	0	0
		HOPKINS	0	1	1	1	0
		LOGAN	0	0	1	0	0
		MUHLENBERG	6	7	20	12	0
		WARREN	1	0	0	0	0
		<b>Total</b>	<b>8</b>	<b>9</b>	<b>24</b>	<b>13</b>	<b>0</b>
	Hearthstone Place						
		CHRISTIAN	2	3	4	1	0
		LOGAN	1	4	5	1	0
		MO	0	1	0	0	0
		MUHLENBERG	0	0	1	3	0

**Table 30 - 2023 Kentucky Long Term Care Facility Patient Origin  
Facility ADD and Facility by Patient County of Residence**

<b>ADD</b>	<b>Facility Name</b>	<b>Patient County</b>	<b>Under 65</b>	<b>65-74</b>	<b>75-84</b>	<b>Over 85</b>	<b>Unknown</b>
		Other	0	1	0	1	0
		TN	1	0	0	0	0
		TODD	5	2	5	8	0
		UNION	0	0	1	0	0
		<b>Total</b>	<b>9</b>	<b>11</b>	<b>16</b>	<b>14</b>	<b>0</b>
	Highland Homes, Inc.	CALDWELL	0	0	0	0	0
		<b>Total</b>	<b>0</b>	<b>0</b>	<b>0</b>	<b>0</b>	<b>0</b>
	Hillside Center	CHRISTIAN	1	1	1	2	0
		DAVISS	0	0	0	1	0
		HOPKINS	15	8	11	13	0
		MUHLENBERG	0	0	2	0	0
		WEBSTER	0	0	2	0	0
		<b>Total</b>	<b>16</b>	<b>9</b>	<b>16</b>	<b>16</b>	<b>0</b>
	Joseph Eddie Ballard Western Kentucky Veterans Ctr	BARREN	0	0	1	0	0
		BUTLER	0	0	1	0	0
		CALDWELL	0	0	0	2	0
		CHRISTIAN	0	0	0	2	0
		CRITTENDEN	1	0	1	1	0
		DAVISS	0	1	1	3	0
		HENDERSON	0	1	2	4	0
		HOPKINS	0	1	6	6	0
		JEFFERSON	0	1	0	0	0
		LOGAN	0	0	0	2	0
		MARSHALL	0	1	0	0	0
		MCCRACKEN	0	0	2	0	0
		MCLEAN	0	0	1	2	0
		MERCER	0	1	0	0	0
		MUHLENBERG	0	0	3	5	0

**Table 30 - 2023 Kentucky Long Term Care Facility Patient Origin  
Facility ADD and Facility by Patient County of Residence**

<b>ADD</b>	<b>Facility Name</b>	<b>Patient County</b>	<b>Under 65</b>	<b>65-74</b>	<b>75-84</b>	<b>Over 85</b>	<b>Unknown</b>
		OHIO	0	0	3	1	0
		TRIGG	0	0	1	0	0
		UNION	0	0	1	2	0
		WARREN	0	0	1	1	0
		WEBSTER	0	0	1	2	0
		<b>Total</b>	<b>1</b>	<b>6</b>	<b>25</b>	<b>33</b>	<b>0</b>
	Landmark of Kuttawa						
		CALDWELL	1	2	2	2	0
		CRITTENDEN	1	0	0	0	0
		IL	0	0	0	1	0
		IN	0	0	0	1	0
		LYON	7	7	11	5	0
		MARSHALL	1	0	1	0	0
		MCCRACKEN	2	2	0	2	0
		MUHLENBERG	0	1	0	0	0
		TN	0	1	0	0	0
		<b>Total</b>	<b>12</b>	<b>13</b>	<b>14</b>	<b>11</b>	<b>0</b>
	Madisonville Health and Rehabilitation						
		CHRISTIAN	0	1	0	0	0
		HICKMAN	1	0	0	0	0
		HOPKINS	22	18	22	12	0
		MADISON	0	0	1	0	0
		MUHLENBERG	1	3	2	0	0
		OHIO	1	0	0	0	0
		TRIGG	0	1	0	0	0
		WARREN	1	0	0	0	0
		WEBSTER	0	0	0	1	0
		<b>Total</b>	<b>26</b>	<b>23</b>	<b>25</b>	<b>13</b>	<b>0</b>
	Madisonville Rest Home I LLC						
		HOPKINS	0	0	0	0	0
		<b>Total</b>	<b>0</b>	<b>0</b>	<b>0</b>	<b>0</b>	<b>0</b>

**Table 30 - 2023 Kentucky Long Term Care Facility Patient Origin  
Facility ADD and Facility by Patient County of Residence**

<b>ADD</b>	<b>Facility Name</b>	<b>Patient County</b>	<b>Under 65</b>	<b>65-74</b>	<b>75-84</b>	<b>Over 85</b>	<b>Unknown</b>
	Maple Health and Rehabilitation						
		BARREN	0	0	0	1	0
		CHRISTIAN	0	1	0	0	0
		DAVISS	0	1	3	0	0
		HOPKINS	3	3	1	1	0
		JEFFERSON	0	1	0	0	0
		LOGAN	0	1	0	0	0
		MARSHALL	0	0	1	0	0
		MCLEAN	0	1	0	1	0
		MENIFEE	0	1	0	0	0
		MUHLENBERG	14	11	24	20	0
		OHIO	0	1	0	1	0
		TODD	0	0	2	1	0
		WARREN	0	0	1	0	0
		<b>Total</b>	<b>17</b>	<b>21</b>	<b>32</b>	<b>25</b>	<b>0</b>
	Owensboro Health Muhlenberg Community Hospital Long Term Care						
		MCLEAN	0	0	1	0	0
		MUHLENBERG	1	4	7	21	0
		OHIO	0	0	1	0	0
		TODD	0	0	0	1	0
		<b>Total</b>	<b>1</b>	<b>4</b>	<b>9</b>	<b>22</b>	<b>0</b>
	Pennyrile Home						
		CHRISTIAN	0	0	0	0	0
		<b>Total</b>	<b>0</b>	<b>0</b>	<b>0</b>	<b>0</b>	<b>0</b>
	Princeton Health and Rehab Center						
		BALLARD	1	0	0	0	0
		CALDWELL	4	14	13	18	0
		CHRISTIAN	0	1	1	0	0
		CRITTENDEN	0	2	1	2	0
		DAVISS	1	0	0	0	0

**Table 30 - 2023 Kentucky Long Term Care Facility Patient Origin  
Facility ADD and Facility by Patient County of Residence**

<b>ADD</b>	<b>Facility Name</b>	<b>Patient County</b>	<b>Under 65</b>	<b>65-74</b>	<b>75-84</b>	<b>Over 85</b>	<b>Unknown</b>
		HOPKINS	3	2	1	0	0
		LIVINGSTON	0	0	1	1	0
		LOGAN	0	0	0	1	0
		LYON	3	3	4	1	0
		MARSHALL	1	1	0	0	0
		MCCRACKEN	0	0	0	1	0
		MCLEAN	0	0	1	0	0
		TN	0	0	1	0	0
		TODD	0	0	1	1	0
		TRIGG	1	4	5	4	0
		UNION	0	0	1	0	0
		<b>Total</b>	<b>14</b>	<b>27</b>	<b>30</b>	<b>29</b>	<b>0</b>
	Ridgewood Terrace Nursing Home	CHRISTIAN	1	0	0	0	0
		FRANKLIN	0	0	2	1	0
		HOPKINS	5	16	31	34	0
		JEFFERSON	0	0	3	0	0
		MCLEAN	0	1	0	1	0
		WEBSTER	1	1	4	2	0
		<b>Total</b>	<b>7</b>	<b>18</b>	<b>40</b>	<b>38</b>	<b>0</b>
	Rivers Bend Retirement Community	CALDWELL	2	2	4	2	0
		CALLOWAY	0	1	0	0	0
		CRITTENDEN	0	0	1	1	0
		IL	0	0	0	1	0
		IN	0	0	0	1	0
		LIVINGSTON	0	1	0	1	0
		LYON	0	5	3	7	0
		MARSHALL	1	1	1	0	0
		MCCRACKEN	0	1	0	1	0
		TN	0	0	0	1	0



**Table 30 - 2023 Kentucky Long Term Care Facility Patient Origin  
Facility ADD and Facility by Patient County of Residence**

<b>ADD</b>	<b>Facility Name</b>	<b>Patient County</b>	<b>Under 65</b>	<b>65-74</b>	<b>75-84</b>	<b>Over 85</b>	<b>Unknown</b>
		TRIGG	0	0	0	1	0
		<b>Total</b>	<b>3</b>	<b>11</b>	<b>9</b>	<b>16</b>	<b>0</b>
	Salem Springlake Health and Rehabilitation Center	BALLARD	0	1	0	3	0
		CALDWELL	0	0	1	0	0
		CALLOWAY	0	1	1	0	0
		CHRISTIAN	0	1	0	0	0
		CRITTENDEN	1	0	3	1	0
		LIVINGSTON	5	6	7	6	0
		LYON	0	2	1	3	0
		MARSHALL	0	0	0	2	0
		MCCRACKEN	1	1	0	2	0
		MO	0	0	1	0	0
		Other	0	0	0	0	0
		<b>Total</b>	<b>7</b>	<b>12</b>	<b>14</b>	<b>17</b>	<b>0</b>
	Shady Lawn Nursing and Rehabilitation Center	CALDWELL	1	1	2	0	0
		CALLOWAY	0	0	2	0	0
		CHRISTIAN	5	2	1	1	0
		FULTON	0	0	1	0	0
		IL	0	1	0	0	0
		JEFFERSON	0	0	1	0	0
		MARION	0	0	1	0	0
		MARSHALL	1	0	0	0	0
		MUHLENBERG	1	0	0	0	0
		TRIGG	3	5	10	6	0
		WARREN	0	0	0	1	0
		<b>Total</b>	<b>11</b>	<b>9</b>	<b>18</b>	<b>8</b>	<b>0</b>
	Tradewater Pointe	CALDWELL	2	1	2	4	0

**Table 30 - 2023 Kentucky Long Term Care Facility Patient Origin  
Facility ADD and Facility by Patient County of Residence**

ADD	Facility Name	Patient County	Under 65	65-74	75-84	Over 85	Unknown
		CHRISTIAN	2	1	1	3	0
		HOPKINS	3	5	10	10	0
		LYON	1	0	0	0	0
		MUHLENBERG	0	1	0	0	0
		TRIGG	0	2	0	0	0
		WEBSTER	0	1	1	0	0
		<b>Total</b>	<b>8</b>	<b>11</b>	<b>14</b>	<b>17</b>	<b>0</b>
	Western State Nursing Facility						
		BARREN	1	0	0	0	0
		CALLOWAY	0	0	1	0	0
		CHRISTIAN	8	11	16	9	0
		FAYETTE	0	2	0	0	0
		GRAVES	0	1	0	0	0
		HOPKINS	0	0	0	1	0
		IN	0	1	0	0	0
		JEFFERSON	0	2	1	0	0
		MCCRACKEN	0	0	2	0	0
		NELSON	0	0	1	0	0
		OH	0	0	1	0	0
		SCOTT	0	1	0	0	0
		SHELBY	0	0	1	0	0
		TODD	0	1	0	0	0
		<b>Total</b>	<b>9</b>	<b>19</b>	<b>23</b>	<b>10</b>	<b>0</b>
		<b>ADD:2 Total</b>	<b>214</b>	<b>305</b>	<b>429</b>	<b>426</b>	<b>0</b>
ADD:3	Beaver Dam Nursing and Rehab Center						
		BUTLER	0	0	0	2	0
		DAVISS	1	0	1	4	0
		HANCOCK	0	0	1	0	0
		JEFFERSON	1	0	0	0	0
		MCLEAN	0	0	0	1	0

**Table 30 - 2023 Kentucky Long Term Care Facility Patient Origin  
Facility ADD and Facility by Patient County of Residence**

<b>ADD</b>	<b>Facility Name</b>	<b>Patient County</b>	<b>Under 65</b>	<b>65-74</b>	<b>75-84</b>	<b>Over 85</b>	<b>Unknown</b>
		OHIO	1	8	14	18	0
		<b>Total</b>	<b>3</b>	<b>8</b>	<b>16</b>	<b>25</b>	<b>0</b>
	Breckinridge Place						
		UNION	1	3	5	14	0
		<b>Total</b>	<b>1</b>	<b>3</b>	<b>5</b>	<b>14</b>	<b>0</b>
	Carmel Home						
		DAVIESS	0	1	3	21	0
		IL	0	0	0	2	0
		IN	0	0	0	1	0
		JEFFERSON	0	0	0	1	0
		MCCRACKEN	0	0	0	2	0
		Other	0	0	1	1	0
		WAYNE	0	0	0	1	0
		<b>Total</b>	<b>0</b>	<b>1</b>	<b>4</b>	<b>29</b>	<b>0</b>
	Cedarhurst of Owensboro						
		DAVIESS	0	0	0	0	0
		<b>Total</b>	<b>0</b>	<b>0</b>	<b>0</b>	<b>0</b>	<b>0</b>
	Chautauqua Health and Rehab						
		BARREN	1	0	0	0	0
		DAVIESS	18	19	43	15	0
		HANCOCK	0	1	2	2	0
		HENDERSON	1	1	0	0	0
		IN	0	1	0	0	0
		MAGOFFIN	1	0	0	0	0
		MCLEAN	1	1	0	0	0
		MUHLENBERG	0	1	1	1	0
		OHIO	0	0	1	0	0
		Other	0	1	0	0	0
		WEBSTER	1	0	0	0	0
		<b>Total</b>	<b>23</b>	<b>25</b>	<b>47</b>	<b>18</b>	<b>0</b>

**Table 30 - 2023 Kentucky Long Term Care Facility Patient Origin  
Facility ADD and Facility by Patient County of Residence**

<b>ADD</b>	<b>Facility Name</b>	<b>Patient County</b>	<b>Under 65</b>	<b>65-74</b>	<b>75-84</b>	<b>Over 85</b>	<b>Unknown</b>
	Fordsville Nursing and Rehabilitation Center	BRECKINRIDGE	1	2	2	0	0
		DAVISS	3	0	2	0	0
		GRAYSON	3	2	0	0	0
		HANCOCK	0	3	0	2	0
		HARDIN	0	1	0	0	0
		JEFFERSON	0	3	2	0	0
		MCLEAN	1	2	0	0	0
		MUHLENBERG	0	2	0	0	0
		OHIO	0	8	6	0	0
		<b>Total</b>	<b>8</b>	<b>23</b>	<b>12</b>	<b>2</b>	<b>0</b>
	Heartland Villa Center	BRECKINRIDGE	0	0	2	2	0
		DAVISS	3	4	3	7	0
		HANCOCK	2	2	5	12	0
		NELSON	0	1	0	0	0
		Other	0	0	1	0	0
		<b>Total</b>	<b>5</b>	<b>7</b>	<b>11</b>	<b>21</b>	<b>0</b>
	Henderson Manor	HENDERSON	0	0	0	0	0
		<b>Total</b>	<b>0</b>	<b>0</b>	<b>0</b>	<b>0</b>	<b>0</b>
	Henderson Nursing and Rehabilitation Center	DAVISS	0	0	0	0	4
		HANCOCK	0	0	0	0	1
		HENDERSON	0	0	0	0	64
		IN	0	0	0	0	1
		LOGAN	0	0	0	0	1
		MCLEAN	0	0	0	0	2
		Other	0	0	0	0	1
		UNION	0	0	0	0	1

**Table 30 - 2023 Kentucky Long Term Care Facility Patient Origin  
Facility ADD and Facility by Patient County of Residence**

<b>ADD</b>	<b>Facility Name</b>	<b>Patient County</b>	<b>Under 65</b>	<b>65-74</b>	<b>75-84</b>	<b>Over 85</b>	<b>Unknown</b>
		WEBSTER	0	0	0	0	3
		<b>Total</b>	<b>0</b>	<b>0</b>	<b>0</b>	<b>0</b>	<b>78</b>
	Hermitage Care and Rehabilitation Center	DAVISS	1	20	23	28	0
		HANCOCK	0	0	0	1	0
		HENDERSON	0	1	0	0	0
		HOPKINS	0	0	1	0	0
		IN	0	0	1	1	0
		MCLEAN	0	1	0	1	0
		MUHLENBERG	0	0	1	1	0
		OHIO	1	0	0	0	0
		<b>Total</b>	<b>2</b>	<b>22</b>	<b>26</b>	<b>32</b>	<b>0</b>
	Lewisport Rest Home I LLC	HANCOCK	0	0	0	0	0
		<b>Total</b>	<b>0</b>	<b>0</b>	<b>0</b>	<b>0</b>	<b>0</b>
	Morganfield Nursing and Rehabilitation Center	CRITTENDEN	0	1	2	0	0
		HENDERSON	5	7	3	0	0
		IL	0	0	1	0	0
		MCCRACKEN	0	1	0	0	0
		TN	0	1	0	0	0
		UNION	7	5	5	7	0
		WEBSTER	3	0	4	1	0
		<b>Total</b>	<b>15</b>	<b>15</b>	<b>15</b>	<b>8</b>	<b>0</b>
	Redbanks	DAVISS	0	1	3	1	0
		HENDERSON	7	20	32	47	0
		HOPKINS	0	0	0	1	0
		IL	0	0	0	1	0
		LIVINGSTON	0	0	0	1	0

**Table 30 - 2023 Kentucky Long Term Care Facility Patient Origin  
Facility ADD and Facility by Patient County of Residence**

<b>ADD</b>	<b>Facility Name</b>	<b>Patient County</b>	<b>Under 65</b>	<b>65-74</b>	<b>75-84</b>	<b>Over 85</b>	<b>Unknown</b>
		MCLEAN	0	0	1	1	0
		OHIO	0	1	1	0	0
		ROCKCASTLE	0	0	1	0	0
		TODD	0	1	0	0	0
		TRIGG	1	0	0	0	0
		UNION	3	2	3	0	0
		WEBSTER	0	0	1	3	0
		<b>Total</b>	<b>11</b>	<b>25</b>	<b>42</b>	<b>55</b>	<b>0</b>
	Redbanks Colonial Terrace						
		DAVIESS	0	1	1	0	0
		HENDERSON	1	4	6	7	0
		HOPKINS	4	2	0	2	0
		MCLEAN	0	1	0	0	0
		UNION	0	2	0	3	0
		WEBSTER	4	4	3	11	0
		WV	0	0	1	0	0
		<b>Total</b>	<b>9</b>	<b>14</b>	<b>11</b>	<b>23</b>	<b>0</b>
	Riverside Care and Rehab Ctr						
		ADAIR	1	0	0	0	0
		BRECKINRIDGE	1	0	0	0	0
		DAVIESS	2	3	8	7	0
		HANCOCK	0	0	1	1	0
		HOPKINS	1	0	0	1	0
		JEFFERSON	0	1	0	0	0
		MCLEAN	4	4	11	14	0
		MUHLENBERG	2	1	3	1	0
		PIKE	0	0	0	1	0
		WEBSTER	1	0	0	0	0
		<b>Total</b>	<b>12</b>	<b>9</b>	<b>23</b>	<b>25</b>	<b>0</b>
	Shemwell Nursing Home						
		HENDERSON	0	0	1	0	0

**Table 30 - 2023 Kentucky Long Term Care Facility Patient Origin  
Facility ADD and Facility by Patient County of Residence**

<b>ADD</b>	<b>Facility Name</b>	<b>Patient County</b>	<b>Under 65</b>	<b>65-74</b>	<b>75-84</b>	<b>Over 85</b>	<b>Unknown</b>
		HOPKINS	0	0	2	3	0
		UNION	0	0	2	0	0
		WEBSTER	1	1	8	2	0
		<b>Total</b>	<b>1</b>	<b>1</b>	<b>13</b>	<b>5</b>	<b>0</b>
	Signature Healthcare at Hillcrest						
		BARREN	0	1	0	0	0
		DAVISS	12	16	33	48	0
		HANCOCK	0	0	1	0	0
		HENDERSON	0	0	0	1	0
		MARSHALL	0	0	1	0	0
		MCLEAN	0	0	2	2	0
		MUHLENBERG	0	1	4	0	0
		OHIO	1	0	2	3	0
		WEBSTER	0	1	0	0	0
		<b>Total</b>	<b>13</b>	<b>19</b>	<b>43</b>	<b>54</b>	<b>0</b>
	Signature Healthcare of Hartford Rehab and Wellnes						
		BRECKINRIDGE	0	0	1	0	0
		BUTLER	1	2	0	0	0
		CHRISTIAN	2	0	0	0	0
		DAVISS	10	3	4	0	0
		GRAYSON	0	0	1	0	0
		HANCOCK	0	1	0	0	0
		KNOX	0	0	1	0	0
		MCCRACKEN	0	1	0	0	0
		MUHLENBERG	2	2	0	2	0
		OHIO	13	7	13	13	0
		WARREN	0	0	0	2	0
		<b>Total</b>	<b>28</b>	<b>16</b>	<b>20</b>	<b>17</b>	<b>0</b>
	The Transitional Care Center of Owensboro						
		DAVISS	0	4	3	3	0
		MUHLENBERG	0	2	1	0	0

**Table 30 - 2023 Kentucky Long Term Care Facility Patient Origin  
Facility ADD and Facility by Patient County of Residence**

<b>ADD</b>	<b>Facility Name</b>	<b>Patient County</b>	<b>Under 65</b>	<b>65-74</b>	<b>75-84</b>	<b>Over 85</b>	<b>Unknown</b>
		OHIO	0	1	0	0	0
		<b>Total</b>	<b>0</b>	<b>7</b>	<b>4</b>	<b>3</b>	<b>0</b>
	Twin Rivers Nursing and Rehab Center	ALLEN	1	0	1	0	0
		BRECKINRIDGE	0	1	0	0	0
		CALDWELL	0	0	1	0	0
		CAMPBELL	0	1	0	0	0
		DAVISS	20	17	6	7	0
		FULTON	0	0	1	0	0
		GRAVES	0	1	0	0	0
		HENDERSON	1	1	0	0	0
		HOPKINS	0	1	0	0	0
		JEFFERSON	3	0	0	1	0
		JESSAMINE	1	0	0	0	0
		MCLEAN	0	3	0	0	0
		MUHLENBERG	4	0	1	1	0
		OHIO	2	4	1	0	0
		Other	0	1	0	0	0
		UNION	0	1	0	0	0
		WEBSTER	0	1	0	0	0
		WOODFORD	0	0	1	0	0
		<b>Total</b>	<b>32</b>	<b>32</b>	<b>12</b>	<b>9</b>	<b>0</b>
	Wellington Parc of Owensboro	DAVISS	1	2	22	25	0
		FAYETTE	0	0	1	0	0
		HANCOCK	0	0	1	1	0
		HENDERSON	0	0	1	1	0
		HOPKINS	0	0	1	0	0
		IN	0	0	1	0	0
		LYON	0	0	1	0	0



**Table 30 - 2023 Kentucky Long Term Care Facility Patient Origin  
Facility ADD and Facility by Patient County of Residence**

ADD	Facility Name	Patient County	Under 65	65-74	75-84	Over 85	Unknown
		MCLEAN	0	0	1	0	0
		OHIO	0	0	0	1	0
		TN	0	0	1	0	0
		WARREN	0	0	0	1	0
		<b>Total</b>	<b>1</b>	<b>2</b>	<b>30</b>	<b>29</b>	<b>0</b>
		<b>ADD:3 Total</b>	<b>164</b>	<b>229</b>	<b>334</b>	<b>369</b>	<b>78</b>
ADD:4	Auburn Health Care						
		ALLEN	2	0	0	0	0
		BUTLER	1	1	0	0	0
		EDMONSON	0	1	0	0	0
		LOGAN	1	7	4	4	0
		TODD	0	1	1	0	0
		TRIGG	0	0	1	0	0
		WARREN	3	13	2	5	0
		<b>Total</b>	<b>7</b>	<b>23</b>	<b>8</b>	<b>9</b>	<b>0</b>
	Barren County Nursing and Rehab						
		ADAIR	0	0	0	1	0
		ALLEN	0	0	1	0	0
		BARREN	9	10	17	18	0
		BOYLE	0	0	0	1	0
		BULLITT	0	1	0	1	0
		GREEN	0	0	1	0	0
		HART	1	0	1	0	0
		MERCER	0	0	0	1	0
		METCALFE	1	0	1	2	0
		MONROE	1	2	0	1	0
		WARREN	1	0	1	2	0
		<b>Total</b>	<b>13</b>	<b>13</b>	<b>22</b>	<b>27</b>	<b>0</b>
	Bowling Green Nursing and Rehabilitation						
		ADAIR	0	0	0	1	0

**Table 30 - 2023 Kentucky Long Term Care Facility Patient Origin  
Facility ADD and Facility by Patient County of Residence**

ADD	Facility Name	Patient County	Under 65	65-74	75-84	Over 85	Unknown
		ALLEN	2	1	1	0	0
		BARREN	1	0	1	1	0
		BUTLER	1	0	0	0	0
		EDMONSON	0	1	0	0	0
		FAYETTE	1	0	0	0	0
		HARDIN	0	1	0	0	0
		LARUE	0	1	0	0	0
		LOGAN	1	0	0	0	0
		METCALFE	0	0	1	0	0
		MONROE	0	1	0	0	0
		SIMPSON	1	0	0	0	0
		TN	1	0	0	0	0
		WARREN	7	10	10	5	0
		<b>Total</b>	<b>15</b>	<b>15</b>	<b>13</b>	<b>7</b>	<b>0</b>
	Cal Turner Rehab and Specialty Care						
		ALLEN	7	10	26	19	0
		BARREN	2	0	1	0	0
		BUTLER	1	1	1	0	0
		IN	1	0	0	0	0
		LOGAN	0	1	2	0	0
		Other	0	0	1	0	0
		SIMPSON	1	1	1	2	0
		WARREN	3	3	12	3	0
		<b>Total</b>	<b>15</b>	<b>16</b>	<b>44</b>	<b>24</b>	<b>0</b>
	Christian Health Center of Bowling Green						
		FRANKLIN	0	0	0	3	0
		WARREN	0	2	19	21	0
		<b>Total</b>	<b>0</b>	<b>2</b>	<b>19</b>	<b>24</b>	<b>0</b>
	Colonial Center						
		ALLEN	0	0	2	1	0
		BUTLER	0	0	3	0	0

**Table 30 - 2023 Kentucky Long Term Care Facility Patient Origin  
Facility ADD and Facility by Patient County of Residence**

<b>ADD</b>	<b>Facility Name</b>	<b>Patient County</b>	<b>Under 65</b>	<b>65-74</b>	<b>75-84</b>	<b>Over 85</b>	<b>Unknown</b>
		CHRISTIAN	1	0	0	0	0
		EDMONSON	0	0	1	0	0
		GREENUP	0	0	1	0	0
		JEFFERSON	0	0	1	0	0
		SIMPSON	0	1	0	0	0
		WARREN	0	7	9	15	0
		<b>Total</b>	<b>1</b>	<b>8</b>	<b>17</b>	<b>16</b>	<b>0</b>
	Cornerstone Manor						
		ALLEN	0	0	0	0	0
		<b>Total</b>	<b>0</b>	<b>0</b>	<b>0</b>	<b>0</b>	<b>0</b>
	Creekwood Place Nursing and Rehab Center						
		BUTLER	0	0	1	0	0
		CHRISTIAN	0	1	0	1	0
		DAVISS	1	0	1	0	0
		HOPKINS	1	0	0	0	0
		LOGAN	4	18	24	25	0
		MUHLENBERG	0	0	0	1	0
		Other	0	1	0	0	0
		SIMPSON	0	1	1	1	0
		TN	0	1	0	0	0
		TODD	2	0	1	2	0
		WARREN	1	0	0	1	0
		<b>Total</b>	<b>9</b>	<b>22</b>	<b>28</b>	<b>31</b>	<b>0</b>
	Edmonson Center						
		BARREN	0	0	1	0	0
		BUTLER	0	0	1	0	0
		EDMONSON	1	18	25	17	0
		GRAYSON	0	2	0	0	0
		HARDIN	0	0	1	0	0
		WARREN	0	2	0	0	0
		<b>Total</b>	<b>1</b>	<b>22</b>	<b>28</b>	<b>17</b>	<b>0</b>

**Table 30 - 2023 Kentucky Long Term Care Facility Patient Origin  
Facility ADD and Facility by Patient County of Residence**

<b>ADD</b>	<b>Facility Name</b>	<b>Patient County</b>	<b>Under 65</b>	<b>65-74</b>	<b>75-84</b>	<b>Over 85</b>	<b>Unknown</b>
	Franklin-Simpson Nursing and Rehabilitation						
		ADAIR	1	0	0	0	0
		ALLEN	4	3	1	1	0
		BARREN	0	1	0	0	0
		BUTLER	1	0	1	0	0
		CLAY	0	1	0	0	0
		ESTILL	1	0	0	0	0
		FAYETTE	0	0	0	1	0
		HART	0	2	1	0	0
		JEFFERSON	2	1	0	0	0
		LOGAN	3	2	1	0	0
		MADISON	0	0	0	1	0
		SIMPSON	6	6	4	9	0
		TN	0	1	0	0	0
		TODD	0	0	0	1	0
		WARREN	8	7	3	1	0
		WASHINGTON	0	1	0	0	0
		<b>Total</b>	<b>26</b>	<b>25</b>	<b>11</b>	<b>14</b>	<b>0</b>
	Glasgow State Nursing Facility						
		ALLEN	0	1	3	0	0
		BARREN	0	0	3	1	0
		BULLITT	1	1	0	0	0
		CALDWELL	1	1	0	0	0
		CAMPBELL	0	2	0	0	0
		CHRISTIAN	1	1	0	0	0
		CLARK	1	0	1	0	0
		EDMONSON	0	0	1	0	0
		FAYETTE	0	3	2	0	0
		FLOYD	0	1	0	0	0
		GREEN	1	1	1	0	0
		HART	1	0	1	0	0

**Table 30 - 2023 Kentucky Long Term Care Facility Patient Origin  
Facility ADD and Facility by Patient County of Residence**

ADD	Facility Name	Patient County	Under 65	65-74	75-84	Over 85	Unknown
		JEFFERSON	1	1	0	0	0
		JESSAMINE	0	0	1	0	0
		KENTON	0	1	0	0	0
		MADISON	0	0	0	1	0
		MERCER	0	1	0	0	0
		METCALFE	0	2	0	0	0
		OHIO	0	0	1	0	0
		POWELL	0	1	0	0	0
		PULASKI	0	1	1	0	0
		ROCKCASTLE	0	1	0	0	0
		RUSSELL	1	0	0	0	0
		TAYLOR	0	0	1	0	0
		WARREN	0	3	1	0	0
		WOLFE	0	0	1	0	0
		<b>Total</b>	<b>8</b>	<b>22</b>	<b>18</b>	<b>2</b>	<b>0</b>
	Glenview Health Care Facility	ADAIR	1	2	1	0	0
		ALLEN	1	1	0	1	0
		BARREN	9	21	23	24	0
		CUMBERLAND	0	1	0	2	0
		EDMONSON	1	0	0	0	0
		FAYETTE	0	0	1	0	0
		GREEN	0	1	0	0	0
		HART	1	2	4	3	0
		IL	0	1	1	0	0
		KENTON	1	0	0	0	0
		LIVINGSTON	1	0	0	0	0
		MERCER	0	0	1	0	0
		METCALFE	3	3	6	0	0
		MONROE	0	1	0	0	0
		MONTGOMERY	1	0	0	0	0

**Table 30 - 2023 Kentucky Long Term Care Facility Patient Origin  
Facility ADD and Facility by Patient County of Residence**

<b>ADD</b>	<b>Facility Name</b>	<b>Patient County</b>	<b>Under 65</b>	<b>65-74</b>	<b>75-84</b>	<b>Over 85</b>	<b>Unknown</b>
		WARREN	1	4	4	1	0
		<b>Total</b>	<b>20</b>	<b>37</b>	<b>41</b>	<b>31</b>	<b>0</b>
	Greenwood Nursing and Rehabilitation	ALLEN	0	1	0	0	0
		BARREN	1	0	0	0	0
		SIMPSON	0	0	1	0	0
		TN	1	0	0	0	0
		WARREN	14	34	42	26	0
		<b>Total</b>	<b>16</b>	<b>35</b>	<b>43</b>	<b>26</b>	<b>0</b>
	Harpers Home for the Aged	METCALFE	0	0	0	0	0
		<b>Total</b>	<b>0</b>	<b>0</b>	<b>0</b>	<b>0</b>	<b>0</b>
	Hopkins Center	ALLEN	0	0	1	0	0
		BARREN	1	0	1	0	0
		BUTLER	0	0	1	0	0
		EDMONSON	1	0	0	0	0
		LOGAN	0	2	2	1	0
		Other	0	1	0	0	0
		SIMPSON	1	2	4	2	0
		TN	0	1	0	0	0
		WARREN	2	4	8	11	0
		<b>Total</b>	<b>5</b>	<b>10</b>	<b>17</b>	<b>14</b>	<b>0</b>
	Magnolia Village	ADAIR	0	0	0	1	0
		ALLEN	0	0	2	3	0
		BARREN	0	0	1	2	0
		DAVIESS	0	0	1	0	0
		EDMONSON	0	4	0	0	0
		HARDIN	0	0	0	2	0

**Table 30 - 2023 Kentucky Long Term Care Facility Patient Origin  
Facility ADD and Facility by Patient County of Residence**

<b>ADD</b>	<b>Facility Name</b>	<b>Patient County</b>	<b>Under 65</b>	<b>65-74</b>	<b>75-84</b>	<b>Over 85</b>	<b>Unknown</b>
		HART	0	0	3	0	0
		JEFFERSON	1	1	0	1	0
		LOGAN	1	1	3	3	0
		METCALFE	0	1	1	1	0
		MONROE	0	0	0	1	0
		MUHLENBERG	0	0	0	2	0
		OHIO	0	0	1	0	0
		Other	0	0	0	1	0
		SIMPSON	0	1	1	0	0
		WARREN	0	2	1	13	0
		WHITLEY	0	0	1	0	0
		<b>Total</b>	<b>2</b>	<b>10</b>	<b>15</b>	<b>30</b>	<b>0</b>
	Metcalfe Health Care Center						
		ADAIR	2	3	3	2	0
		BARREN	5	0	1	2	0
		CUMBERLAND	0	0	1	1	0
		IL	0	0	1	1	0
		IN	0	1	1	0	0
		MCCREARY	0	0	0	1	0
		METCALFE	2	3	10	8	0
		MONROE	0	1	1	0	0
		OH	0	1	1	1	0
		Other	0	2	1	0	0
		RUSSELL	0	1	0	1	0
		SHELBY	0	0	0	1	0
		TN	1	0	0	0	0
		<b>Total</b>	<b>10</b>	<b>12</b>	<b>20</b>	<b>18</b>	<b>0</b>
	Morgantown Care and Rehabilitation Center						
		ALLEN	0	0	0	1	0
		BUTLER	7	14	18	19	0
		CHRISTIAN	0	1	1	0	0

**Table 30 - 2023 Kentucky Long Term Care Facility Patient Origin  
Facility ADD and Facility by Patient County of Residence**

<b>ADD</b>	<b>Facility Name</b>	<b>Patient County</b>	<b>Under 65</b>	<b>65-74</b>	<b>75-84</b>	<b>Over 85</b>	<b>Unknown</b>
		CLAY	0	0	1	0	0
		DAVISS	1	1	1	0	0
		EDMONSON	0	0	0	1	0
		GRAYSON	2	2	3	1	0
		HARDIN	0	0	1	0	0
		LOGAN	1	0	1	0	0
		MUHLENBERG	0	2	2	0	0
		OH	0	0	0	1	0
		OHIO	0	3	1	1	0
		Other	0	0	1	0	0
		TN	0	0	0	1	0
		WARREN	7	6	4	5	0
		WHITLEY	0	0	1	0	0
		<b>Total</b>	<b>18</b>	<b>29</b>	<b>35</b>	<b>30</b>	<b>0</b>
	<b>NHC HealthCare, Glasgow</b>						
		ALLEN	0	1	0	1	0
		CASEY	0	0	0	1	0
		CUMBERLAND	0	1	0	0	0
		EDMONSON	0	0	1	1	0
		FULTON	0	1	0	0	0
		HART	2	0	5	3	0
		LARUE	0	0	1	0	0
		METCALFE	3	4	2	7	0
		MONROE	1	0	2	4	0
		OH	0	1	0	0	0
		RUSSELL	0	0	1	0	0
		TN	0	0	1	0	0
		WARREN	0	1	1	3	0
		WHITLEY	0	1	0	0	0
		<b>Total</b>	<b>6</b>	<b>10</b>	<b>14</b>	<b>20</b>	<b>0</b>



**Table 30 - 2023 Kentucky Long Term Care Facility Patient Origin  
Facility ADD and Facility by Patient County of Residence**

<b>ADD</b>	<b>Facility Name</b>	<b>Patient County</b>	<b>Under 65</b>	<b>65-74</b>	<b>75-84</b>	<b>Over 85</b>	<b>Unknown</b>
	Signature Healthcare of Bowling Green	ALLEN	1	3	3	0	0
		BARREN	0	1	0	0	0
		BUTLER	0	1	1	0	0
		CLINTON	0	0	0	1	0
		CUMBERLAND	0	0	1	0	0
		DAVIESS	0	0	1	0	0
		EDMONSON	0	0	1	0	0
		HOPKINS	0	0	1	0	0
		IN	0	0	1	0	0
		KNOX	0	0	1	0	0
		LOGAN	3	1	2	3	0
		MCCREARY	0	1	1	0	0
		MONROE	1	0	0	0	0
		SIMPSON	3	1	1	0	0
		TRIGG	0	0	1	0	0
		WARREN	11	30	31	25	0
		<b>Total</b>	<b>19</b>	<b>38</b>	<b>46</b>	<b>29</b>	<b>0</b>
	Signature Healthcare of Glasgow Rehab & Wellness Center	ADAIR	1	0	0	0	0
		ALLEN	0	0	1	0	0
		BARREN	3	3	5	5	0
		GREEN	0	0	1	0	0
		HARDIN	0	1	2	0	0
		HART	0	1	0	1	0
		JEFFERSON	0	1	0	0	0
		MCCREARY	0	0	1	0	0
		METCALFE	1	0	0	0	0
		MONROE	0	2	0	0	0
		Other	2	9	8	7	0

**Table 30 - 2023 Kentucky Long Term Care Facility Patient Origin  
Facility ADD and Facility by Patient County of Residence**

<b>ADD</b>	<b>Facility Name</b>	<b>Patient County</b>	<b>Under 65</b>	<b>65-74</b>	<b>75-84</b>	<b>Over 85</b>	<b>Unknown</b>
		WARREN	0	0	1	0	0
		<b>Total</b>	<b>7</b>	<b>17</b>	<b>19</b>	<b>13</b>	<b>0</b>
	Signature Healthcare of Hart County						
		BARREN	2	4	7	4	0
		EDMONSON	0	2	0	0	0
		GRAYSON	0	0	0	1	0
		HARDIN	0	0	1	1	0
		HART	11	14	11	19	0
		JEFFERSON	0	0	0	1	0
		MCCRACKEN	1	0	0	0	0
		METCALFE	0	0	2	2	0
		SCOTT	0	0	0	1	0
		SIMPSON	1	0	0	0	0
		WARREN	2	1	0	0	0
		WHITLEY	0	0	0	1	0
		<b>Total</b>	<b>17</b>	<b>21</b>	<b>21</b>	<b>30</b>	<b>0</b>
	Signature HealthCare of Monroe County Rehab						
		ADAIR	0	0	1	0	0
		ALLEN	0	0	0	1	0
		BARREN	1	1	2	2	0
		CLAY	0	1	1	0	0
		CUMBERLAND	0	0	2	0	0
		METCALFE	1	1	1	0	0
		MONROE	11	16	17	22	0
		SIMPSON	1	0	0	0	0
		TAYLOR	0	1	0	0	0
		TN	0	0	0	1	0
		WARREN	2	1	0	0	0
		<b>Total</b>	<b>16</b>	<b>21</b>	<b>24</b>	<b>26</b>	<b>0</b>

**Table 30 - 2023 Kentucky Long Term Care Facility Patient Origin  
Facility ADD and Facility by Patient County of Residence**

<b>ADD</b>	<b>Facility Name</b>	<b>Patient County</b>	<b>Under 65</b>	<b>65-74</b>	<b>75-84</b>	<b>Over 85</b>	<b>Unknown</b>
	T.J. Samson Community Hospital Skilled Nursing Unit	BARREN	0	0	1	3	0
		METCALFE	0	1	0	0	0
		MONROE	0	0	0	1	0
		<b>Total</b>	<b>0</b>	<b>1</b>	<b>1</b>	<b>4</b>	<b>0</b>
		<b>ADD:4 Total</b>	<b>231</b>	<b>409</b>	<b>504</b>	<b>442</b>	<b>0</b>
ADD:5	Baptist Health Hardin (NF)	HARDIN	0	1	2	3	0
		LARUE	0	0	0	1	0
		NELSON	0	1	0	0	0
		<b>Total</b>	<b>0</b>	<b>2</b>	<b>2</b>	<b>4</b>	<b>0</b>
	Brandenburg Nursing and Rehabilitation	BRECKINRIDGE	0	0	1	2	0
		BULLITT	1	0	1	0	0
		DAVISS	0	0	0	2	0
		HARDIN	3	2	2	4	0
		JEFFERSON	6	1	0	2	0
		LARUE	0	0	1	0	0
		MEADE	3	3	7	8	0
		OHIO	0	1	1	0	0
		TRIGG	0	1	0	0	0
		WASHINGTON	0	0	1	0	0
		<b>Total</b>	<b>13</b>	<b>8</b>	<b>14</b>	<b>18</b>	<b>0</b>
	Breckinridge Memorial Nursing Facility	BRECKINRIDGE	2	1	4	10	0
		MEADE	0	1	0	0	0
		<b>Total</b>	<b>2</b>	<b>2</b>	<b>4</b>	<b>10</b>	<b>0</b>
	Elizabethtown Nursing and Rehab	BRECKINRIDGE	0	1	0	0	0
		FAYETTE	1	0	0	0	0

**Table 30 - 2023 Kentucky Long Term Care Facility Patient Origin  
Facility ADD and Facility by Patient County of Residence**

<b>ADD</b>	<b>Facility Name</b>	<b>Patient County</b>	<b>Under 65</b>	<b>65-74</b>	<b>75-84</b>	<b>Over 85</b>	<b>Unknown</b>
		GRAYSON	0	1	0	1	0
		HARDIN	9	5	14	11	0
		HART	0	1	1	0	0
		JEFFERSON	3	0	2	0	0
		LARUE	0	0	1	0	0
		NELSON	0	2	1	0	0
		Other	0	1	0	0	0
		SHELBY	1	0	0	0	0
		TAYLOR	0	1	0	0	0
		<b>Total</b>	<b>14</b>	<b>12</b>	<b>19</b>	<b>12</b>	<b>0</b>
	Grayson Nursing and Rehab Center						
		BRECKINRIDGE	0	1	2	0	0
		EDMONSON	1	1	0	0	0
		FAYETTE	0	1	0	0	0
		GRAYSON	2	2	19	27	0
		HARDIN	1	0	1	5	0
		IN	0	0	1	0	0
		JEFFERSON	1	0	0	1	0
		LARUE	0	0	0	1	0
		OHIO	0	0	0	1	0
		TN	0	0	1	0	0
		WARREN	1	0	0	0	0
		<b>Total</b>	<b>6</b>	<b>5</b>	<b>24</b>	<b>35</b>	<b>0</b>
	Hardinsburg Nursing and Rehabilitation						
		BRECKINRIDGE	6	11	13	15	0
		GRAYSON	0	1	1	1	0
		HANCOCK	0	1	0	0	0
		HARDIN	1	0	1	1	0
		JEFFERSON	0	1	1	0	0
		MEADE	1	0	3	1	0
		<b>Total</b>	<b>8</b>	<b>14</b>	<b>19</b>	<b>18</b>	<b>0</b>

**Table 30 - 2023 Kentucky Long Term Care Facility Patient Origin  
Facility ADD and Facility by Patient County of Residence**

<b>ADD</b>	<b>Facility Name</b>	<b>Patient County</b>	<b>Under 65</b>	<b>65-74</b>	<b>75-84</b>	<b>Over 85</b>	<b>Unknown</b>
	Helmwood Healthcare Center and Elizabeth Sanford Swope Personal Care	BRECKINRIDGE	0	0	0	1	0
		BULLITT	0	0	1	1	0
		FAYETTE	0	0	0	1	0
		GRAYSON	0	1	0	0	0
		HARDIN	1	6	13	19	0
		HART	0	0	1	0	0
		LARUE	0	0	1	7	0
		MEADE	0	0	1	1	0
		NELSON	0	0	1	0	0
		<b>Total</b>	<b>1</b>	<b>7</b>	<b>18</b>	<b>30</b>	<b>0</b>
	Kensington Center	BRECKINRIDGE	1	1	0	1	0
		GRAYSON	0	1	1	0	0
		HARDIN	13	11	17	21	0
		JEFFERSON	0	5	2	0	0
		LARUE	0	0	0	2	0
		MEADE	1	0	0	0	0
		NELSON	1	2	1	0	0
		TAYLOR	1	0	0	0	0
		<b>Total</b>	<b>17</b>	<b>20</b>	<b>21</b>	<b>24</b>	<b>0</b>
	Landmark of Bardstown Rehab and Nursing	ANDERSON	0	0	1	0	0
		BULLITT	1	2	1	2	0
		CLAY	1	0	0	0	0
		HARDIN	1	0	2	1	0
		JEFFERSON	3	3	0	1	0
		JESSAMINE	0	0	0	1	0
		MARION	1	1	2	0	0
		NELSON	6	6	14	31	0

**Table 30 - 2023 Kentucky Long Term Care Facility Patient Origin  
Facility ADD and Facility by Patient County of Residence**

<b>ADD</b>	<b>Facility Name</b>	<b>Patient County</b>	<b>Under 65</b>	<b>65-74</b>	<b>75-84</b>	<b>Over 85</b>	<b>Unknown</b>
		SHELBY	1	0	0	0	0
		WASHINGTON	0	0	1	3	0
		<b>Total</b>	<b>14</b>	<b>12</b>	<b>21</b>	<b>39</b>	<b>0</b>
	Loretto Living Center at Loretto Motherhouse Infirmary, Inc.	MARION	0	1	3	22	0
		MO	0	1	1	1	0
		NELSON	0	0	2	6	0
		Other	0	0	2	1	0
		WASHINGTON	0	0	1	1	0
		<b>Total</b>	<b>0</b>	<b>2</b>	<b>9</b>	<b>31</b>	<b>0</b>
	Peridot Senior Living	HARDIN	0	1	8	11	0
		<b>Total</b>	<b>0</b>	<b>1</b>	<b>8</b>	<b>11</b>	<b>0</b>
	Radcliff Veterans Center	ADAIR	0	0	1	1	0
		BULLITT	0	0	4	0	0
		FAYETTE	0	1	0	0	0
		HARDIN	2	6	11	9	0
		JEFFERSON	0	3	8	6	0
		JESSAMINE	0	0	0	1	0
		LARUE	0	0	1	0	0
		MARION	0	0	0	1	0
		MEADE	0	0	0	1	0
		OLDHAM	0	0	0	1	0
		SIMPSON	0	1	0	0	0
		<b>Total</b>	<b>2</b>	<b>11</b>	<b>25</b>	<b>20</b>	<b>0</b>
	Sansbury Care Center	JEFFERSON	0	0	0	1	0
		NELSON	0	0	2	2	0
		Other	0	0	1	3	0
		PULASKI	0	0	0	1	0

**Table 30 - 2023 Kentucky Long Term Care Facility Patient Origin  
Facility ADD and Facility by Patient County of Residence**

<b>ADD</b>	<b>Facility Name</b>	<b>Patient County</b>	<b>Under 65</b>	<b>65-74</b>	<b>75-84</b>	<b>Over 85</b>	<b>Unknown</b>
		WASHINGTON	0	0	7	26	0
		<b>Total</b>	<b>0</b>	<b>0</b>	<b>10</b>	<b>33</b>	<b>0</b>
	Signature Healthcare at Colonial Rehab						
		BULLITT	1	2	0	1	0
		FLOYD	1	0	0	0	0
		FRANKLIN	1	0	0	0	0
		HARDIN	1	0	1	0	0
		JEFFERSON	1	0	0	0	0
		JESSAMINE	1	0	0	0	0
		LAUREL	1	0	0	0	0
		MARION	0	1	0	3	0
		NELSON	3	4	8	5	0
		SHELBY	0	1	0	1	0
		SPENCER	0	0	0	2	0
		WASHINGTON	1	2	2	0	0
		<b>Total</b>	<b>11</b>	<b>10</b>	<b>11</b>	<b>12</b>	<b>0</b>
	Signature Healthcare at North Hardin Rehab						
		BARREN	0	0	0	1	0
		BELL	1	0	0	0	0
		BRECKINRIDGE	0	0	1	0	0
		BULLITT	1	2	0	0	0
		EDMONSON	0	0	2	0	0
		GRAYSON	0	2	2	0	0
		HARDIN	16	12	26	19	0
		HART	1	2	1	0	0
		IN	0	0	0	1	0
		JEFFERSON	2	1	2	1	0
		LARUE	0	1	0	0	0
		MEADE	0	4	4	4	0
		NELSON	2	0	0	0	0

**Table 30 - 2023 Kentucky Long Term Care Facility Patient Origin  
Facility ADD and Facility by Patient County of Residence**

<b>ADD</b>	<b>Facility Name</b>	<b>Patient County</b>	<b>Under 65</b>	<b>65-74</b>	<b>75-84</b>	<b>Over 85</b>	<b>Unknown</b>
		PULASKI	0	0	1	0	0
		TAYLOR	1	0	1	0	0
		<b>Total</b>	<b>24</b>	<b>24</b>	<b>40</b>	<b>26</b>	<b>0</b>
	Signature Healthcare of Elizabethtown						
		BRECKINRIDGE	0	2	2	3	0
		BULLITT	0	3	2	1	0
		GRAYSON	1	0	1	3	0
		HARDIN	6	20	32	23	0
		HART	0	0	1	0	0
		JEFFERSON	0	1	1	1	0
		LARUE	2	1	2	1	0
		MEADE	0	1	2	1	0
		NELSON	1	0	0	0	0
		SPENCER	0	1	0	0	0
		TAYLOR	0	0	2	1	0
		WARREN	1	0	0	0	0
		<b>Total</b>	<b>11</b>	<b>29</b>	<b>45</b>	<b>34</b>	<b>0</b>
	Spring View Health and Rehab Center						
		BRECKINRIDGE	1	8	2	1	0
		GRAYSON	2	33	7	3	0
		HARDIN	0	2	1	0	0
		HART	0	2	1	0	0
		JEFFERSON	0	1	1	1	0
		<b>Total</b>	<b>3</b>	<b>46</b>	<b>12</b>	<b>5</b>	<b>0</b>
	Springfield Nursing and Rehabilitation Center						
		ANDERSON	1	1	1	0	0
		BOURBON	0	0	1	0	0
		BOYLE	2	2	2	0	0
		BULLITT	1	0	0	0	0
		FRANKLIN	1	0	0	0	0
		GARRARD	0	1	0	0	0



**Table 30 - 2023 Kentucky Long Term Care Facility Patient Origin  
Facility ADD and Facility by Patient County of Residence**

ADD	Facility Name	Patient County	Under 65	65-74	75-84	Over 85	Unknown
		JEFFERSON	1	1	0	0	0
		JESSAMINE	0	0	0	1	0
		LEWIS	1	0	0	0	0
		MADISON	0	1	0	0	0
		MARION	3	2	2	2	0
		MERCER	1	0	0	1	0
		NELSON	2	4	2	4	0
		TAYLOR	1	1	0	0	0
		WASHINGTON	8	4	4	4	0
		<b>Total</b>	<b>22</b>	<b>17</b>	<b>12</b>	<b>12</b>	<b>0</b>
	Sunrise Manor Nursing Home						
		BRECKINRIDGE	0	0	0	1	0
		EDMONSON	1	0	0	0	0
		GRAYSON	0	2	1	1	0
		GREEN	0	1	1	0	0
		HARDIN	7	11	13	12	0
		HART	0	2	1	2	0
		JEFFERSON	1	0	0	0	0
		KNOTT	0	0	0	0	0
		LARUE	5	7	12	14	0
		MEADE	0	1	0	0	0
		MUHLENBERG	0	0	1	0	0
		NELSON	2	3	7	1	0
		PULASKI	0	0	1	0	0
		TAYLOR	0	3	2	4	0
		<b>Total</b>	<b>16</b>	<b>30</b>	<b>39</b>	<b>35</b>	<b>0</b>
	The Village of Lebanon II, LLC (NF)						
		ANDERSON	0	0	1	0	0
		BOONE	0	0	0	1	0
		BOYLE	0	0	0	1	0
		JEFFERSON	0	1	0	0	0

**Table 30 - 2023 Kentucky Long Term Care Facility Patient Origin  
Facility ADD and Facility by Patient County of Residence**

ADD	Facility Name	Patient County	Under 65	65-74	75-84	Over 85	Unknown
		LARUE	1	0	0	0	0
		MARION	0	3	14	13	0
		NELSON	1	0	1	1	0
		TAYLOR	1	2	1	1	0
		WASHINGTON	0	0	2	4	0
		<b>Total</b>	<b>3</b>	<b>6</b>	<b>19</b>	<b>21</b>	<b>0</b>
	Windsor Gardens CCRC						
		NELSON	0	0	0	0	0
		<b>Total</b>	<b>0</b>	<b>0</b>	<b>0</b>	<b>0</b>	<b>0</b>
		<b>ADD:5 Total</b>	<b>167</b>	<b>258</b>	<b>372</b>	<b>430</b>	<b>0</b>
ADD:6							
	Arcadia Senior Living Louisville						
		JEFFERSON	0	0	0	0	0
		<b>Total</b>	<b>0</b>	<b>0</b>	<b>0</b>	<b>0</b>	<b>0</b>
	Barton House of Louisville 1						
		JEFFERSON	0	0	0	0	0
		<b>Total</b>	<b>0</b>	<b>0</b>	<b>0</b>	<b>0</b>	<b>0</b>
	Bedford Springs Health and Rehabilitation						
		CARROLL	1	3	3	1	0
		DAVISS	0	1	0	0	0
		FRANKLIN	1	0	0	0	0
		HARDIN	1	0	0	0	0
		HENRY	2	2	1	1	0
		IN	1	0	0	0	0
		JEFFERSON	1	3	4	1	0
		NELSON	1	0	0	0	0
		OLDHAM	1	2	2	0	0
		SPENCER	0	0	0	1	0
		TRIMBLE	4	2	6	3	0
		<b>Total</b>	<b>13</b>	<b>13</b>	<b>16</b>	<b>7</b>	<b>0</b>

**Table 30 - 2023 Kentucky Long Term Care Facility Patient Origin  
Facility ADD and Facility by Patient County of Residence**

<b>ADD</b>	<b>Facility Name</b>	<b>Patient County</b>	<b>Under 65</b>	<b>65-74</b>	<b>75-84</b>	<b>Over 85</b>	<b>Unknown</b>
	Bedrock HC at Green Meadows	BULLITT	4	15	28	32	0
		JEFFERSON	0	0	1	1	0
		NELSON	0	3	2	2	0
		SPENCER	0	1	2	2	0
		<b>Total</b>	<b>4</b>	<b>19</b>	<b>33</b>	<b>37</b>	<b>0</b>
	Brookdale Stonestreet	JEFFERSON	0	3	4	5	0
		<b>Total</b>	<b>0</b>	<b>3</b>	<b>4</b>	<b>5</b>	<b>0</b>
	Cedar Lake Lodge Park Place I	HENRY	0	0	0	0	0
		<b>Total</b>	<b>0</b>	<b>0</b>	<b>0</b>	<b>0</b>	<b>0</b>
	Cedar Lake Lodge Park Place II	HENRY	0	0	0	0	0
		<b>Total</b>	<b>0</b>	<b>0</b>	<b>0</b>	<b>0</b>	<b>0</b>
	Cedar Lake Lodge Sycamore Run I	OLDHAM	0	0	0	0	0
		<b>Total</b>	<b>0</b>	<b>0</b>	<b>0</b>	<b>0</b>	<b>0</b>
	Cedar Lake Lodge Sycamore Run II	OLDHAM	0	0	0	0	0
		<b>Total</b>	<b>0</b>	<b>0</b>	<b>0</b>	<b>0</b>	<b>0</b>
	Cherokee Park Rehabilitation	JEFFERSON	17	25	30	21	0
		<b>Total</b>	<b>17</b>	<b>25</b>	<b>30</b>	<b>21</b>	<b>0</b>
	Christian Health Center of Louisville	JEFFERSON	10	23	33	20	0
		<b>Total</b>	<b>10</b>	<b>23</b>	<b>33</b>	<b>20</b>	<b>0</b>
	Clifton Oaks Care Center	JEFFERSON	3	4	61	15	3
		<b>Total</b>	<b>3</b>	<b>4</b>	<b>61</b>	<b>15</b>	<b>3</b>

**Table 30 - 2023 Kentucky Long Term Care Facility Patient Origin  
Facility ADD and Facility by Patient County of Residence**

<b>ADD</b>	<b>Facility Name</b>	<b>Patient County</b>	<b>Under 65</b>	<b>65-74</b>	<b>75-84</b>	<b>Over 85</b>	<b>Unknown</b>
	Colonial House of Shepherdsville	BULLITT	0	0	0	0	0
		<b>Total</b>	<b>0</b>	<b>0</b>	<b>0</b>	<b>0</b>	<b>0</b>
	Crestview Center	SHELBY	20	10	20	6	0
		<b>Total</b>	<b>20</b>	<b>10</b>	<b>20</b>	<b>6</b>	<b>0</b>
	Eastern Star Home in KY	BARREN	0	0	0	1	0
		IN	0	0	1	0	0
		JEFFERSON	0	1	1	6	0
		<b>Total</b>	<b>0</b>	<b>1</b>	<b>2</b>	<b>7</b>	<b>0</b>
	Episcopal Church Home	JEFFERSON	0	1	9	15	0
		<b>Total</b>	<b>0</b>	<b>1</b>	<b>9</b>	<b>15</b>	<b>0</b>
	Essex Nursing and Rehabilitation Center	BULLITT	0	0	2	6	0
		FAYETTE	0	0	1	0	0
		HART	0	0	0	1	0
		HENDERSON	0	0	0	1	0
		IN	0	0	1	0	0
		JEFFERSON	8	31	28	32	0
		OH	0	0	0	1	0
		TN	0	0	1	0	0
		<b>Total</b>	<b>8</b>	<b>31</b>	<b>33</b>	<b>41</b>	<b>0</b>
	Forest Hills Commons	JEFFERSON	0	0	0	0	0
		<b>Total</b>	<b>0</b>	<b>0</b>	<b>0</b>	<b>0</b>	<b>0</b>
	Forest Springs Health Campus	BUTLER	0	0	0	1	0
		IN	0	0	0	1	0

**Table 30 - 2023 Kentucky Long Term Care Facility Patient Origin  
Facility ADD and Facility by Patient County of Residence**

<b>ADD</b>	<b>Facility Name</b>	<b>Patient County</b>	<b>Under 65</b>	<b>65-74</b>	<b>75-84</b>	<b>Over 85</b>	<b>Unknown</b>
		JEFFERSON	1	10	13	18	0
		NELSON	0	0	0	1	0
		OLDHAM	0	1	0	2	0
		Other	0	0	1	0	0
		<b>Total</b>	<b>1</b>	<b>11</b>	<b>14</b>	<b>23</b>	<b>0</b>
	Franciscan Health Care Center	JEFFERSON	2	13	20	34	0
		<b>Total</b>	<b>2</b>	<b>13</b>	<b>20</b>	<b>34</b>	<b>0</b>
	Glen Ridge Health Campus	ADAIR	0	0	0	0	0
		BULLITT	0	0	2	2	0
		IL	0	0	0	0	0
		IN	0	0	0	0	0
		JEFFERSON	6	16	17	15	0
		<b>Total</b>	<b>6</b>	<b>16</b>	<b>19</b>	<b>17</b>	<b>0</b>
	Hallmark House Louisville II	JEFFERSON	0	0	0	0	0
		<b>Total</b>	<b>0</b>	<b>0</b>	<b>0</b>	<b>0</b>	<b>0</b>
	Highlands Nursing and Rehabilitation Center	JEFFERSON	54	44	35	8	0
		<b>Total</b>	<b>54</b>	<b>44</b>	<b>35</b>	<b>8</b>	<b>0</b>
	Hillcreek Rehabilitation and Care	JEFFERSON	0	0	0	0	0
		<b>Total</b>	<b>0</b>	<b>0</b>	<b>0</b>	<b>0</b>	<b>0</b>
	Home of the Innocents	BARREN	1	0	0	0	0
		BOONE	2	0	0	0	0
		BRECKINRIDGE	1	0	0	0	0
		BULLITT	1	0	0	0	0
		CAMPBELL	2	0	0	0	0
		DAVIESS	2	0	0	0	0

**Table 30 - 2023 Kentucky Long Term Care Facility Patient Origin  
Facility ADD and Facility by Patient County of Residence**

<b>ADD</b>	<b>Facility Name</b>	<b>Patient County</b>	<b>Under 65</b>	<b>65-74</b>	<b>75-84</b>	<b>Over 85</b>	<b>Unknown</b>
		EDMONSON	1	0	0	0	0
		FAYETTE	2	0	0	0	0
		GRANT	1	0	0	0	0
		GRAVES	1	0	0	0	0
		GRAYSON	1	0	0	0	0
		HARDIN	2	0	0	0	0
		HENRY	1	0	0	0	0
		HICKMAN	1	0	0	0	0
		IL	1	0	0	0	0
		IN	1	0	0	0	0
		JEFFERSON	34	0	0	0	0
		KENTON	3	0	0	0	0
		LAUREL	1	0	0	0	0
		LEE	1	0	0	0	0
		LETCHER	1	0	0	0	0
		MADISON	1	0	0	0	0
		MARION	1	0	0	0	0
		OH	1	0	0	0	0
		OLDHAM	2	0	0	0	0
		Other	1	0	0	0	0
		POWELL	1	0	0	0	0
		PULASKI	1	0	0	0	0
		SHELBY	1	0	0	0	0
		TAYLOR	1	0	0	0	0
		WARREN	1	0	0	0	0
		WEBSTER	1	0	0	0	0
		<b>Total</b>	<b>73</b>	<b>0</b>	<b>0</b>	<b>0</b>	<b>0</b>
	Jeffersontown Rehabilitation						
		JEFFERSON	21	27	24	15	0
		<b>Total</b>	<b>21</b>	<b>27</b>	<b>24</b>	<b>15</b>	<b>0</b>

**Table 30 - 2023 Kentucky Long Term Care Facility Patient Origin  
Facility ADD and Facility by Patient County of Residence**

<b>ADD</b>	<b>Facility Name</b>	<b>Patient County</b>	<b>Under 65</b>	<b>65-74</b>	<b>75-84</b>	<b>Over 85</b>	<b>Unknown</b>
	Kindred Hospital - Louisville (SNF)	CHRISTIAN	0	1	0	0	0
		CLARK	0	1	0	0	0
		FAYETTE	1	0	0	0	0
		FLOYD	0	0	2	0	0
		GALLATIN	1	0	0	0	0
		HARDIN	1	0	0	0	0
		HARRISON	1	0	0	0	0
		HENRY	0	1	0	0	0
		JEFFERSON	17	5	2	0	0
		MCCRACKEN	2	0	0	0	0
		MONROE	1	0	0	0	0
		OLDHAM	1	0	0	0	0
		SPENCER	1	0	0	0	0
		<b>Total</b>	<b>26</b>	<b>8</b>	<b>4</b>	<b>0</b>	<b>0</b>
	Klondike Center	JEFFERSON	13	18	19	1	8
		<b>Total</b>	<b>13</b>	<b>18</b>	<b>19</b>	<b>1</b>	<b>8</b>
	Landmark of Iroquois Park and Nursing Center	JEFFERSON	33	12	17	19	0
		<b>Total</b>	<b>33</b>	<b>12</b>	<b>17</b>	<b>19</b>	<b>0</b>
	Landmark of Louisville Rehab and Nursing	BULLITT	0	1	2	0	0
		JEFFERSON	60	49	35	24	0
		NELSON	0	2	1	0	0
		SHELBY	0	0	0	1	0
		<b>Total</b>	<b>60</b>	<b>52</b>	<b>38</b>	<b>25</b>	<b>0</b>
	Landmark of River City Rehabilitation and Nursing	JEFFERSON	20	45	13	5	5
		<b>Total</b>	<b>20</b>	<b>45</b>	<b>13</b>	<b>5</b>	<b>5</b>

**Table 30 - 2023 Kentucky Long Term Care Facility Patient Origin  
Facility ADD and Facility by Patient County of Residence**

<b>ADD</b>	<b>Facility Name</b>	<b>Patient County</b>	<b>Under 65</b>	<b>65-74</b>	<b>75-84</b>	<b>Over 85</b>	<b>Unknown</b>
	Little Sisters of the Poor	ADAIR	0	0	1	0	0
		FAYETTE	0	0	0	1	0
		IN	0	0	0	1	0
		JEFFERSON	0	0	8	16	0
		NELSON	0	0	1	0	0
		Other	0	1	2	1	0
		SHELBY	0	0	0	1	0
		VA	0	0	0	1	0
		<b>Total</b>	<b>0</b>	<b>1</b>	<b>12</b>	<b>21</b>	<b>0</b>
	Louisville East Post Acute	BRECKINRIDGE	0	0	1	1	0
		BULLITT	1	0	0	1	0
		CAMPBELL	1	0	0	0	0
		CLARK	1	0	0	0	0
		FAYETTE	5	0	0	0	0
		FRANKLIN	1	0	1	0	0
		GRAYSON	1	0	0	0	0
		GREEN	1	0	0	0	0
		GREENUP	1	0	0	0	0
		HARDIN	1	0	1	0	0
		HENRY	1	1	0	0	0
		IN	1	0	0	1	0
		JEFFERSON	19	40	40	34	0
		KENTON	2	0	0	0	0
		LINCOLN	1	0	0	0	0
		NELSON	0	1	0	0	0
		OLDHAM	2	0	0	2	0
		PIKE	0	1	0	0	0
		ROWAN	1	0	0	0	0
		SCOTT	1	0	0	0	0



**Table 30 - 2023 Kentucky Long Term Care Facility Patient Origin  
Facility ADD and Facility by Patient County of Residence**

<b>ADD</b>	<b>Facility Name</b>	<b>Patient County</b>	<b>Under 65</b>	<b>65-74</b>	<b>75-84</b>	<b>Over 85</b>	<b>Unknown</b>
		SPENCER	0	0	1	0	0
		TAYLOR	1	0	0	0	0
		WHITLEY	1	0	0	0	0
		<b>Total</b>	<b>43</b>	<b>43</b>	<b>44</b>	<b>39</b>	<b>0</b>
	Louisville Protestant Altenheim	JEFFERSON	0	0	3	7	0
		<b>Total</b>	<b>0</b>	<b>0</b>	<b>3</b>	<b>7</b>	<b>0</b>
	Lyndon Woods Care and Rehabilitation	JEFFERSON	20	9	41	13	27
		<b>Total</b>	<b>20</b>	<b>9</b>	<b>41</b>	<b>13</b>	<b>27</b>
	Masonic Home of Louisville	BULLITT	0	1	0	1	0
		FRANKLIN	0	1	1	1	0
		IN	0	0	2	0	0
		JEFFERSON	7	13	39	48	0
		NELSON	0	0	1	0	0
		OH	0	0	0	1	0
		OLDHAM	0	2	3	1	0
		Other	0	0	5	0	0
		SPENCER	0	1	0	0	0
		TN	0	0	0	1	0
		WASHINGTON	0	0	0	1	0
		<b>Total</b>	<b>7</b>	<b>18</b>	<b>51</b>	<b>54</b>	<b>0</b>
	Masonic Home of Shelbyville	ADAIR	0	0	0	0	0
		ANDERSON	0	0	5	7	0
		BULLITT	1	0	0	0	0
		FRANKLIN	0	2	3	5	0
		HENRY	1	0	3	0	0
		JEFFERSON	0	0	1	3	0
		JESSAMINE	0	0	1	0	0

**Table 30 - 2023 Kentucky Long Term Care Facility Patient Origin  
Facility ADD and Facility by Patient County of Residence**

<b>ADD</b>	<b>Facility Name</b>	<b>Patient County</b>	<b>Under 65</b>	<b>65-74</b>	<b>75-84</b>	<b>Over 85</b>	<b>Unknown</b>
		SHELBY	0	7	17	10	0
		SPENCER	0	0	1	3	0
		<b>Total</b>	<b>2</b>	<b>9</b>	<b>31</b>	<b>28</b>	<b>0</b>
	Morning Pointe of Louisville at South Hurstbourne						
		JEFFERSON	0	1	11	45	0
		<b>Total</b>	<b>0</b>	<b>1</b>	<b>11</b>	<b>45</b>	<b>0</b>
	Nazareth Home						
		HARDIN	0	0	0	1	0
		IN	0	1	0	2	0
		JEFFERSON	2	7	35	57	0
		NELSON	0	0	1	7	0
		<b>Total</b>	<b>2</b>	<b>8</b>	<b>36</b>	<b>67</b>	<b>0</b>
	Nazareth Home Clifton						
		BULLITT	0	1	1	2	0
		CUMBERLAND	0	0	0	1	0
		FLOYD	0	0	0	1	0
		HANCOCK	0	1	1	0	0
		HARDIN	1	0	0	0	0
		HARRISON	0	0	0	1	0
		JEFFERSON	2	10	27	46	0
		NELSON	0	0	1	0	0
		SHELBY	0	1	0	0	0
		SPENCER	1	0	0	0	0
		WARREN	0	0	1	0	0
		<b>Total</b>	<b>4</b>	<b>13</b>	<b>31</b>	<b>51</b>	<b>0</b>
	New Castle Nursing and Rehab						
		BULLITT	0	0	1	0	0
		CHRISTIAN	1	0	0	0	0
		FAYETTE	0	0	1	0	0
		FRANKLIN	0	1	1	0	0
		HENRY	1	9	9	11	0

**Table 30 - 2023 Kentucky Long Term Care Facility Patient Origin  
Facility ADD and Facility by Patient County of Residence**

<b>ADD</b>	<b>Facility Name</b>	<b>Patient County</b>	<b>Under 65</b>	<b>65-74</b>	<b>75-84</b>	<b>Over 85</b>	<b>Unknown</b>
		JACKSON	1	0	0	0	0
		JEFFERSON	0	0	0	3	0
		KENTON	0	0	0	1	0
		OLDHAM	0	0	3	1	0
		OWEN	0	0	1	0	0
		SHELBY	2	1	2	0	0
		TAYLOR	0	0	1	0	0
		TRIMBLE	0	1	0	1	0
		<b>Total</b>	<b>5</b>	<b>12</b>	<b>19</b>	<b>17</b>	<b>0</b>
	Park Terrace Health Campus						
		JEFFERSON	8	26	30	4	0
		<b>Total</b>	<b>8</b>	<b>26</b>	<b>30</b>	<b>4</b>	<b>0</b>
	Parrs at Springhurst						
		JEFFERSON	0	0	0	0	0
		OLDHAM	0	0	0	0	0
		PERRY	0	0	0	0	0
		SHELBY	0	0	0	0	0
		<b>Total</b>	<b>0</b>	<b>0</b>	<b>0</b>	<b>0</b>	<b>0</b>
	Regency Center						
		BULLITT	1	3	1	0	0
		CAMPBELL	1	0	0	0	0
		FAYETTE	1	0	0	0	0
		FRANKLIN	0	2	2	1	0
		HOPKINS	0	1	0	0	0
		JEFFERSON	27	31	16	11	1
		<b>Total</b>	<b>30</b>	<b>37</b>	<b>19</b>	<b>12</b>	<b>1</b>
	Richwood Nursing and Rehab						
		ANDERSON	0	1	0	0	0
		BOURBON	0	0	0	1	0
		BULLITT	0	0	1	0	0
		CARROLL	1	1	2	0	0

**Table 30 - 2023 Kentucky Long Term Care Facility Patient Origin  
Facility ADD and Facility by Patient County of Residence**

<b>ADD</b>	<b>Facility Name</b>	<b>Patient County</b>	<b>Under 65</b>	<b>65-74</b>	<b>75-84</b>	<b>Over 85</b>	<b>Unknown</b>
		FAYETTE	0	1	1	0	0
		FRANKLIN	0	0	0	1	0
		HARDIN	0	1	0	0	0
		HENRY	0	5	4	3	0
		IN	0	1	0	0	0
		JEFFERSON	4	12	14	8	0
		LARUE	0	1	1	0	0
		MERCER	0	1	0	0	0
		MUHLENBERG	0	0	1	0	0
		OH	0	0	2	0	0
		OLDHAM	1	6	15	12	0
		Other	0	0	1	0	0
		OWEN	0	0	1	0	0
		RUSSELL	0	0	0	2	0
		SHELBY	0	1	2	0	0
		SPENCER	0	1	0	0	0
		TN	0	0	1	0	0
		WASHINGTON	0	1	0	0	0
		<b>Total</b>	<b>6</b>	<b>33</b>	<b>46</b>	<b>27</b>	<b>0</b>
	Rivers Edge Nursing and Rehabilitation Center	BOONE	0	1	0	0	0
		CARROLL	0	1	0	0	0
		DAVIESS	0	0	1	0	0
		IN	0	0	0	1	0
		JEFFERSON	6	28	20	20	0
		LINCOLN	1	0	0	0	0
		MERCER	1	0	0	0	0
		OLDHAM	0	1	0	2	0
		Other	0	1	1	0	0
		SPENCER	0	1	0	0	0
		TAYLOR	0	1	0	0	0

**Table 30 - 2023 Kentucky Long Term Care Facility Patient Origin  
Facility ADD and Facility by Patient County of Residence**

<b>ADD</b>	<b>Facility Name</b>	<b>Patient County</b>	<b>Under 65</b>	<b>65-74</b>	<b>75-84</b>	<b>Over 85</b>	<b>Unknown</b>
		WARREN	1	0	0	0	0
		<b>Total</b>	<b>9</b>	<b>34</b>	<b>22</b>	<b>23</b>	<b>0</b>
	Sanders Ridge Health Campus	BULLITT	1	2	3	6	0
		JEFFERSON	2	1	10	12	0
		NELSON	0	1	1	9	0
		SCOTT	0	0	1	0	0
		SPENCER	0	1	0	1	0
		<b>Total</b>	<b>3</b>	<b>5</b>	<b>15</b>	<b>28</b>	<b>0</b>
	Seneca Place	BULLITT	1	0	1	0	0
		FAYETTE	0	1	0	0	0
		JEFFERSON	22	36	23	18	0
		MADISON	0	1	0	0	0
		NELSON	1	0	0	0	0
		OHIO	0	1	0	0	0
		OLDHAM	0	0	2	0	0
		Other	0	1	0	0	0
		SHELBY	0	2	0	0	0
		SPENCER	0	0	0	1	0
		<b>Total</b>	<b>24</b>	<b>42</b>	<b>26</b>	<b>19</b>	<b>0</b>
	Shelby Farms Senior Living	FRANKLIN	0	0	0	3	0
		HENRY	0	0	0	2	0
		JEFFERSON	0	1	3	7	0
		JOHNSON	1	0	0	0	0
		OLDHAM	0	0	2	0	0
		Other	0	0	1	0	0
		SHELBY	1	2	24	30	0
		SPENCER	0	0	2	0	0

**Table 30 - 2023 Kentucky Long Term Care Facility Patient Origin  
Facility ADD and Facility by Patient County of Residence**

ADD	Facility Name	Patient County	Under 65	65-74	75-84	Over 85	Unknown
		WV	0	0	0	1	0
		<b>Total</b>	<b>2</b>	<b>3</b>	<b>32</b>	<b>43</b>	<b>0</b>
	Signature Healthcare at Jefferson Manor Rehab						
		BULLITT	1	1	2	1	0
		DAVISS	0	0	1	0	0
		ELLIOTT	0	0	0	1	0
		FLOYD	0	1	0	0	0
		GRAYSON	0	0	1	0	0
		HARDIN	0	0	1	0	0
		JEFFERSON	9	25	22	13	0
		OLDHAM	0	0	1	1	0
		PERRY	1	0	0	0	0
		SHELBY	0	0	1	0	0
		WARREN	0	1	0	0	0
		<b>Total</b>	<b>11</b>	<b>28</b>	<b>29</b>	<b>16</b>	<b>0</b>
	Signature Healthcare at Jefferson Place Rehab						
		BULLITT	0	0	2	0	0
		HARDIN	0	0	0	1	0
		HART	0	0	0	1	0
		JEFFERSON	7	14	34	24	0
		NELSON	0	0	3	0	0
		SPENCER	0	0	1	1	0
		<b>Total</b>	<b>7</b>	<b>14</b>	<b>40</b>	<b>27</b>	<b>0</b>
	Signature Healthcare at Rockford Rehab						
		BULLITT	0	0	1	1	0
		DAVISS	0	1	0	0	0
		FLOYD	0	1	0	0	0
		GRAYSON	1	0	0	0	0
		IN	1	0	0	0	0
		JEFFERSON	21	31	15	6	0

**Table 30 - 2023 Kentucky Long Term Care Facility Patient Origin  
Facility ADD and Facility by Patient County of Residence**

<b>ADD</b>	<b>Facility Name</b>	<b>Patient County</b>	<b>Under 65</b>	<b>65-74</b>	<b>75-84</b>	<b>Over 85</b>	<b>Unknown</b>
		Other	7	7	3	2	0
		TAYLOR	0	1	0	0	0
		<b>Total</b>	<b>30</b>	<b>41</b>	<b>19</b>	<b>9</b>	<b>0</b>
	Signature Healthcare at Summerfield Rehab and Wellness						
		ADAIR	1	0	0	0	0
		BULLITT	1	3	2	1	0
		CLARK	1	1	1	0	0
		FRANKLIN	0	1	0	0	0
		GARRARD	0	0	1	0	0
		HARDIN	0	1	0	0	0
		HENRY	0	1	0	0	0
		JEFFERSON	123	198	168	97	0
		MARION	0	0	0	1	0
		MARSHALL	0	0	0	1	0
		<b>Total</b>	<b>126</b>	<b>205</b>	<b>172</b>	<b>100</b>	<b>0</b>
	Signature Healthcare of East Louisville						
		BULLITT	3	1	0	0	0
		CHRISTIAN	1	0	0	0	0
		HARDIN	1	0	0	0	0
		HENRY	0	2	1	0	0
		JEFFERSON	16	33	24	8	0
		OH	0	0	1	0	0
		Other	1	3	9	3	0
		SHELBY	1	0	0	0	0
		SPENCER	1	0	0	0	0
		TAYLOR	0	0	1	0	0
		<b>Total</b>	<b>24</b>	<b>39</b>	<b>36</b>	<b>11</b>	<b>0</b>
	Signature Healthcare of South Louisville						
		BULLITT	1	3	0	0	0
		FLOYD	0	0	1	0	0
		GRAYSON	0	0	0	1	0

**Table 30 - 2023 Kentucky Long Term Care Facility Patient Origin  
Facility ADD and Facility by Patient County of Residence**

<b>ADD</b>	<b>Facility Name</b>	<b>Patient County</b>	<b>Under 65</b>	<b>65-74</b>	<b>75-84</b>	<b>Over 85</b>	<b>Unknown</b>
		JEFFERSON	11	26	24	18	0
		NELSON	0	0	1	0	0
		<b>Total</b>	<b>12</b>	<b>29</b>	<b>26</b>	<b>19</b>	<b>0</b>
	Signature Healthcare of Spencer County						
		ANDERSON	0	0	2	0	0
		BRECKINRIDGE	0	0	1	1	0
		BULLITT	0	4	5	1	0
		CARROLL	0	0	1	0	0
		FRANKLIN	0	0	0	1	0
		HENRY	0	0	2	0	0
		JEFFERSON	1	4	8	3	0
		MAGOFFIN	0	0	1	0	0
		NELSON	0	1	3	1	0
		OLDHAM	0	0	0	1	0
		Other	0	0	0	1	0
		SHELBY	6	2	6	1	0
		SPENCER	3	12	4	9	0
		WASHINGTON	0	1	1	1	0
		<b>Total</b>	<b>10</b>	<b>24</b>	<b>34</b>	<b>20</b>	<b>0</b>
	Sunrise of Louisville						
		JEFFERSON	0	0	0	0	0
		<b>Total</b>	<b>0</b>	<b>0</b>	<b>0</b>	<b>0</b>	<b>0</b>
	Sycamore Heights Health and Rehab						
		JEFFERSON	0	0	0	0	92
		<b>Total</b>	<b>0</b>	<b>0</b>	<b>0</b>	<b>0</b>	<b>92</b>
	The Forum at Brookside						
		JEFFERSON	0	0	0	0	0
		<b>Total</b>	<b>0</b>	<b>0</b>	<b>0</b>	<b>0</b>	<b>0</b>
	The Lantern At Morning Pointe (Louisville)						
		JEFFERSON	1	6	12	9	0
		<b>Total</b>	<b>1</b>	<b>6</b>	<b>12</b>	<b>9</b>	<b>0</b>



**Table 30 - 2023 Kentucky Long Term Care Facility Patient Origin  
Facility ADD and Facility by Patient County of Residence**

<b>ADD</b>	<b>Facility Name</b>	<b>Patient County</b>	<b>Under 65</b>	<b>65-74</b>	<b>75-84</b>	<b>Over 85</b>	<b>Unknown</b>
	The Legacy at English Station	HARDIN	0	0	1	0	0
		IN	0	1	2	0	0
		JEFFERSON	0	9	21	16	0
		Other	0	0	1	0	0
		<b>Total</b>	<b>0</b>	<b>10</b>	<b>25</b>	<b>16</b>	<b>0</b>
	The Springs at Oldham Reserve	CLARK	0	0	1	1	0
		HENRY	0	0	2	1	0
		JEFFERSON	0	0	4	4	0
		OLDHAM	0	2	9	6	0
		TRIMBLE	0	0	0	3	0
		WARREN	0	0	0	1	0
		<b>Total</b>	<b>0</b>	<b>2</b>	<b>16</b>	<b>16</b>	<b>0</b>
	The Springs at Stony Brook	BARREN	0	0	0	1	0
		CLARK	0	0	1	0	0
		FAYETTE	0	0	0	1	0
		HENRY	0	0	0	1	0
		IN	0	1	0	0	0
		JEFFERSON	0	14	10	18	0
		OLDHAM	0	0	1	0	0
		Other	0	4	5	4	0
		<b>Total</b>	<b>0</b>	<b>19</b>	<b>17</b>	<b>25</b>	<b>0</b>
	The Willows at Springhurst	HENRY	0	0	2	1	0
		JEFFERSON	5	5	10	15	0
		OLDHAM	0	1	5	5	0
		<b>Total</b>	<b>5</b>	<b>6</b>	<b>17</b>	<b>21</b>	<b>0</b>
	Treyton Oaks Towers	HARDIN	0	1	0	0	0

**Table 30 - 2023 Kentucky Long Term Care Facility Patient Origin  
Facility ADD and Facility by Patient County of Residence**

<b>ADD</b>	<b>Facility Name</b>	<b>Patient County</b>	<b>Under 65</b>	<b>65-74</b>	<b>75-84</b>	<b>Over 85</b>	<b>Unknown</b>
		HOPKINS	0	0	1	0	0
		IN	0	0	0	1	0
		JEFFERSON	0	9	14	19	0
		WASHINGTON	0	0	0	1	0
		<b>Total</b>	<b>0</b>	<b>10</b>	<b>15</b>	<b>21</b>	<b>0</b>
	Valhalla Post Acute	BULLITT	3	2	1	3	0
		FAYETTE	0	0	1	0	0
		FRANKLIN	1	0	0	0	0
		IN	1	0	0	0	0
		JEFFERSON	19	25	38	39	0
		KENTON	1	0	0	0	0
		NELSON	0	0	0	1	0
		OLDHAM	3	2	6	2	0
		SHELBY	0	1	1	4	0
		SPENCER	0	0	1	0	0
		TAYLOR	0	0	2	3	0
		<b>Total</b>	<b>28</b>	<b>30</b>	<b>50</b>	<b>52</b>	<b>0</b>
	Wesley Manor	JEFFERSON	1	7	23	32	0
		<b>Total</b>	<b>1</b>	<b>7</b>	<b>23</b>	<b>32</b>	<b>0</b>
	Westport Place Health Campus	JEFFERSON	2	9	16	26	0
		OLDHAM	0	0	1	1	0
		<b>Total</b>	<b>2</b>	<b>9</b>	<b>17</b>	<b>27</b>	<b>0</b>
		<b>ADD:6 Total</b>	<b>806</b>	<b>1,149</b>	<b>1,461</b>	<b>1,240</b>	<b>136</b>
<b>ADD:7</b>	Boonespring Transitional Care Center	BOONE	7	17	43	25	0
		CAMPBELL	2	2	2	3	0
		KENTON	2	8	8	4	0

**Table 30 - 2023 Kentucky Long Term Care Facility Patient Origin  
Facility ADD and Facility by Patient County of Residence**

<b>ADD</b>	<b>Facility Name</b>	<b>Patient County</b>	<b>Under 65</b>	<b>65-74</b>	<b>75-84</b>	<b>Over 85</b>	<b>Unknown</b>
		Other	2	5	9	2	0
		<b>Total</b>	<b>13</b>	<b>32</b>	<b>62</b>	<b>34</b>	<b>0</b>
	Bridge Point Center						
		BOONE	61	41	23	7	0
		<b>Total</b>	<b>61</b>	<b>41</b>	<b>23</b>	<b>7</b>	<b>0</b>
	Carmel Manor						
		BOONE	1	2	9	3	0
		BULLITT	0	0	1	0	0
		CAMPBELL	2	7	8	21	0
		GRANT	1	0	0	0	0
		IN	0	0	0	1	0
		KENTON	0	3	7	11	0
		LOGAN	1	0	0	0	0
		OH	0	2	2	1	0
		Other	0	0	1	1	0
		<b>Total</b>	<b>5</b>	<b>14</b>	<b>28</b>	<b>38</b>	<b>0</b>
	Coldspring Transitional Care Center						
		BOONE	1	4	4	2	0
		BRACKEN	1	0	3	0	0
		CAMPBELL	7	19	20	9	0
		GRANT	0	0	0	1	0
		IL	0	1	0	0	0
		IN	0	1	1	0	0
		KENTON	1	14	9	4	0
		MASON	0	0	0	1	0
		OH	1	1	0	3	0
		Other	0	0	1	0	0
		PENDLETON	1	1	4	2	0
		<b>Total</b>	<b>12</b>	<b>41</b>	<b>42</b>	<b>22</b>	<b>0</b>

**Table 30 - 2023 Kentucky Long Term Care Facility Patient Origin  
Facility ADD and Facility by Patient County of Residence**

<b>ADD</b>	<b>Facility Name</b>	<b>Patient County</b>	<b>Under 65</b>	<b>65-74</b>	<b>75-84</b>	<b>Over 85</b>	<b>Unknown</b>
	Colonial Heights Senior Living	BOONE	0	0	0	0	0
		<b>Total</b>	<b>0</b>	<b>0</b>	<b>0</b>	<b>0</b>	<b>0</b>
	Dominion Senior Living of Florence	BOONE	0	1	21	11	0
		CAMPBELL	0	1	6	5	0
		FAYETTE	0	0	0	1	0
		GRANT	0	0	0	7	0
		KENTON	0	1	6	2	0
		<b>Total</b>	<b>0</b>	<b>3</b>	<b>33</b>	<b>26</b>	<b>0</b>
	Emerald Trace	BOONE	0	1	11	14	0
		CAMPBELL	0	0	0	1	0
		GALLATIN	0	1	0	0	0
		KENTON	0	1	12	17	0
		Other	0	0	1	0	0
		WARREN	0	0	1	0	0
		<b>Total</b>	<b>0</b>	<b>3</b>	<b>25</b>	<b>32</b>	<b>0</b>
	Florence Park Care Center	BOONE	23	6	32	13	0
		CAMPBELL	1	3	1	1	0
		GRANT	0	1	1	1	0
		GREENUP	1	0	0	0	0
		KENTON	3	8	11	9	0
		Other	0	0	1	0	0
		PENDLETON	1	0	1	0	0
		SCOTT	0	0	1	0	0
		<b>Total</b>	<b>29</b>	<b>18</b>	<b>48</b>	<b>24</b>	<b>0</b>
	Gallatin Nursing and Rehab	BOONE	6	4	5	6	0

**Table 30 - 2023 Kentucky Long Term Care Facility Patient Origin  
Facility ADD and Facility by Patient County of Residence**

<b>ADD</b>	<b>Facility Name</b>	<b>Patient County</b>	<b>Under 65</b>	<b>65-74</b>	<b>75-84</b>	<b>Over 85</b>	<b>Unknown</b>
		CAMPBELL	3	2	1	1	0
		CARROLL	3	2	3	3	0
		FAYETTE	2	0	0	0	0
		FRANKLIN	0	0	1	0	0
		GALLATIN	4	5	12	9	0
		GRANT	5	2	6	4	0
		HARRISON	0	2	0	0	0
		IN	0	1	1	0	0
		KENTON	2	3	2	1	0
		LINCOLN	0	0	1	0	0
		MCCREARY	0	0	1	0	0
		MO	0	0	0	1	0
		OH	0	1	1	0	0
		OWEN	1	1	1	1	0
		POWELL	0	1	0	0	0
		<b>Total</b>	<b>26</b>	<b>24</b>	<b>35</b>	<b>26</b>	<b>0</b>
	Grant Healthcare and Rehabilitation						
		GRANT	18	19	21	23	0
		<b>Total</b>	<b>18</b>	<b>19</b>	<b>21</b>	<b>23</b>	<b>0</b>
	Highlandspring of Ft Thomas						
		BOONE	1	3	3	5	0
		BOYD	0	1	0	0	0
		BRACKEN	0	0	0	1	0
		CAMPBELL	6	12	19	27	0
		GRANT	1	0	0	0	0
		KENTON	2	7	11	10	0
		Other	0	0	0	0	10
		PENDLETON	0	0	4	0	0
		TRIMBLE	0	0	0	1	0
		<b>Total</b>	<b>10</b>	<b>23</b>	<b>37</b>	<b>44</b>	<b>10</b>

**Table 30 - 2023 Kentucky Long Term Care Facility Patient Origin  
Facility ADD and Facility by Patient County of Residence**

<b>ADD</b>	<b>Facility Name</b>	<b>Patient County</b>	<b>Under 65</b>	<b>65-74</b>	<b>75-84</b>	<b>Over 85</b>	<b>Unknown</b>
	Jonesville Rest Home	GRANT	0	0	0	0	0
		<b>Total</b>	<b>0</b>	<b>0</b>	<b>0</b>	<b>0</b>	<b>0</b>
	Madonna Manor	BOONE	1	1	9	5	0
		CAMPBELL	1	0	0	0	0
		KENTON	1	3	9	21	0
		OHIO	0	0	1	1	0
		PULASKI	0	1	0	0	0
		<b>Total</b>	<b>3</b>	<b>5</b>	<b>19</b>	<b>27</b>	<b>0</b>
	Owenton Healthcare and Rehabilitation	ANDERSON	0	2	1	0	0
		BOONE	0	1	0	0	0
		BOURBON	1	0	0	0	0
		CARROLL	1	1	2	0	0
		CLAY	1	0	1	0	0
		FAYETTE	3	0	4	2	0
		FRANKLIN	3	3	1	2	0
		GALLATIN	2	1	0	1	0
		GRANT	1	3	2	0	0
		HARRISON	1	0	0	1	0
		JEFFERSON	1	1	1	0	0
		KENTON	1	3	0	1	0
		MADISON	1	0	1	0	0
		OLDHAM	1	0	0	0	0
		OWEN	3	8	11	7	0
		SCOTT	0	1	3	2	0
		WOODFORD	0	1	0	0	0
		<b>Total</b>	<b>20</b>	<b>25</b>	<b>27</b>	<b>16</b>	<b>0</b>

**Table 30 - 2023 Kentucky Long Term Care Facility Patient Origin  
Facility ADD and Facility by Patient County of Residence**

<b>ADD</b>	<b>Facility Name</b>	<b>Patient County</b>	<b>Under 65</b>	<b>65-74</b>	<b>75-84</b>	<b>Over 85</b>	<b>Unknown</b>
	Regency Manor	KENTON	0	0	0	0	0
		<b>Total</b>	<b>0</b>	<b>0</b>	<b>0</b>	<b>0</b>	<b>0</b>
	River Valley Nursing Home	BOONE	0	0	2	2	0
		CAMPBELL	1	2	1	9	0
		GRANT	0	1	2	1	0
		HARRISON	0	1	2	0	0
		KENTON	1	2	0	1	0
		Other	0	1	0	0	0
		OWEN	0	0	2	0	0
		PENDLETON	2	3	2	9	0
		<b>Total</b>	<b>4</b>	<b>10</b>	<b>11</b>	<b>22</b>	<b>0</b>
	Rosedale Green	BATH	0	0	1	0	0
		BOONE	1	1	13	13	0
		BOYLE	0	0	0	1	0
		CAMPBELL	0	1	3	5	0
		FAYETTE	0	0	0	1	0
		GALLATIN	0	1	0	0	0
		GRANT	0	0	2	0	0
		KENTON	2	13	29	55	0
		MADISON	0	0	1	0	0
		Other	0	0	1	1	0
		SCOTT	0	0	0	1	0
		<b>Total</b>	<b>3</b>	<b>16</b>	<b>50</b>	<b>77</b>	<b>0</b>
	Signature Healthcare of Carrollton Rehab	CARROLL	8	12	10	0	0
		FAYETTE	0	0	1	0	0
		HENRY	4	0	6	0	0

**Table 30 - 2023 Kentucky Long Term Care Facility Patient Origin  
Facility ADD and Facility by Patient County of Residence**

<b>ADD</b>	<b>Facility Name</b>	<b>Patient County</b>	<b>Under 65</b>	<b>65-74</b>	<b>75-84</b>	<b>Over 85</b>	<b>Unknown</b>
		JEFFERSON	0	0	1	0	0
		KENTON	2	0	0	0	0
		LESLIE	1	0	0	0	0
		MADISON	1	0	0	0	0
		MARION	0	0	1	0	0
		MORGAN	0	0	1	0	0
		OLDHAM	0	0	1	0	0
		OWEN	1	0	0	0	0
		PULASKI	0	1	0	0	0
		TRIMBLE	3	2	0	0	0
		<b>Total</b>	<b>20</b>	<b>15</b>	<b>21</b>	<b>0</b>	<b>0</b>
	St. Elizabeth Edgewood SNF						
		BOONE	1	2	1	1	0
		CAMPBELL	0	0	1	1	0
		KENTON	0	2	4	1	0
		<b>Total</b>	<b>1</b>	<b>4</b>	<b>6</b>	<b>3</b>	<b>0</b>
	St. Elizabeth FT Thomas SNF						
		BOONE	0	2	3	3	0
		CAMPBELL	0	0	1	3	0
		KENTON	0	0	0	3	0
		<b>Total</b>	<b>0</b>	<b>2</b>	<b>4</b>	<b>9</b>	<b>0</b>
	The Front Gate						
		PENDLETON	0	0	0	0	0
		<b>Total</b>	<b>0</b>	<b>0</b>	<b>0</b>	<b>0</b>	<b>0</b>
	The Pavilion at Kenton						
		BOONE	2	5	1	1	0
		CAMPBELL	4	7	3	4	0
		GRANT	0	1	0	0	0
		JEFFERSON	1	0	0	0	0
		KENTON	14	15	10	6	0
		OH	0	0	2	0	0



**Table 30 - 2023 Kentucky Long Term Care Facility Patient Origin  
Facility ADD and Facility by Patient County of Residence**

<b>ADD</b>	<b>Facility Name</b>	<b>Patient County</b>	<b>Under 65</b>	<b>65-74</b>	<b>75-84</b>	<b>Over 85</b>	<b>Unknown</b>
		OWEN	1	0	0	0	0
		<b>Total</b>	<b>22</b>	<b>28</b>	<b>16</b>	<b>11</b>	<b>0</b>
	The Seasons at Alexandria	BOONE	0	2	4	12	0
		CAMPBELL	2	88	96	62	0
		KENTON	2	12	43	29	0
		OH	0	0	2	6	0
		<b>Total</b>	<b>4</b>	<b>102</b>	<b>145</b>	<b>109</b>	<b>0</b>
	The Summit of Edgewood	KENTON	0	0	0	0	0
		<b>Total</b>	<b>0</b>	<b>0</b>	<b>0</b>	<b>0</b>	<b>0</b>
	Valley Haven Rest Home	CARROLL	0	0	0	0	0
		<b>Total</b>	<b>0</b>	<b>0</b>	<b>0</b>	<b>0</b>	<b>0</b>
	Village Care Center	BOONE	1	5	6	10	0
		CAMPBELL	1	2	1	1	0
		FLOYD	0	0	1	0	0
		GRANT	0	0	2	1	0
		JEFFERSON	1	0	0	0	0
		KENTON	3	8	14	28	0
		LAUREL	1	0	0	0	0
		MASON	1	1	0	0	0
		OH	1	0	0	0	0
		OWEN	0	1	0	0	0
		PENDLETON	0	0	0	1	0
		<b>Total</b>	<b>9</b>	<b>17</b>	<b>24</b>	<b>41</b>	<b>0</b>
	Villaspring of Erlanger	BOONE	1	11	24	15	0
		CAMPBELL	0	2	1	2	0

**Table 30 - 2023 Kentucky Long Term Care Facility Patient Origin  
Facility ADD and Facility by Patient County of Residence**

ADD	Facility Name	Patient County	Under 65	65-74	75-84	Over 85	Unknown
		CLAY	0	0	1	0	0
		FAYETTE	0	1	0	0	0
		FRANKLIN	0	0	1	0	0
		GRANT	0	3	4	2	0
		KENTON	4	15	20	16	0
		OH	0	0	1	0	0
		Other	0	0	3	0	0
		OWEN	0	0	1	0	0
		PENDLETON	1	0	1	0	0
		<b>Total</b>	<b>6</b>	<b>32</b>	<b>57</b>	<b>35</b>	<b>0</b>
	Woodcrest Nursing and Rehabilitation Center						
		BOONE	1	16	15	4	0
		CAMPBELL	0	4	4	0	0
		GRANT	0	0	1	0	0
		KENTON	1	31	36	2	0
		Other	0	0	0	0	0
		<b>Total</b>	<b>2</b>	<b>51</b>	<b>56</b>	<b>6</b>	<b>0</b>
		<b>ADD:7 Total</b>	<b>268</b>	<b>525</b>	<b>790</b>	<b>632</b>	<b>10</b>
ADD:8	Maysville Nursing and Rehabilitation Facility						
		BATH	0	0	0	1	0
		BOURBON	0	0	1	0	0
		BRACKEN	5	1	0	6	0
		ELLIOTT	1	0	0	0	0
		FAYETTE	2	1	0	1	0
		FLEMING	1	6	2	4	0
		HARRISON	1	0	0	0	0
		KENTON	0	1	0	0	0
		LEWIS	1	2	4	2	0
		MASON	4	9	27	14	0
		MCCREARY	1	0	1	0	0

**Table 30 - 2023 Kentucky Long Term Care Facility Patient Origin  
Facility ADD and Facility by Patient County of Residence**

<b>ADD</b>	<b>Facility Name</b>	<b>Patient County</b>	<b>Under 65</b>	<b>65-74</b>	<b>75-84</b>	<b>Over 85</b>	<b>Unknown</b>
		MONTGOMERY	0	2	1	0	0
		NICHOLAS	2	3	2	2	0
		OH	0	0	1	1	0
		PENDLETON	0	0	1	1	0
		ROBERTSON	1	0	1	0	0
		ROWAN	0	0	0	1	0
		WOODFORD	0	0	1	0	0
		<b>Total</b>	<b>19</b>	<b>25</b>	<b>42</b>	<b>33</b>	<b>0</b>
	Perkins Country Manor						
		BOONE	1	0	0	0	0
		BRACKEN	0	2	0	4	0
		CAMPBELL	1	0	0	1	0
		FAYETTE	1	0	1	0	0
		FLEMING	1	0	0	0	0
		KENTON	0	0	2	0	0
		MADISON	0	0	0	1	0
		MASON	1	0	2	2	0
		MENIFEE	1	0	0	0	0
		MORGAN	1	0	0	0	0
		Other	1	0	0	0	0
		PENDLETON	1	0	0	0	0
		ROWAN	2	1	1	0	0
		WHITLEY	0	0	1	0	0
		<b>Total</b>	<b>11</b>	<b>3</b>	<b>7</b>	<b>8</b>	<b>0</b>
	Pioneer Trace Nursing Home						
		BATH	0	1	1	0	0
		BRACKEN	0	0	0	1	0
		CAMPBELL	0	1	0	0	0
		CLARK	0	1	0	0	0
		FAYETTE	0	0	1	0	0
		FLEMING	1	9	15	15	0

**Table 30 - 2023 Kentucky Long Term Care Facility Patient Origin  
Facility ADD and Facility by Patient County of Residence**

<b>ADD</b>	<b>Facility Name</b>	<b>Patient County</b>	<b>Under 65</b>	<b>65-74</b>	<b>75-84</b>	<b>Over 85</b>	<b>Unknown</b>
		KENTON	0	0	1	0	0
		LEWIS	2	0	0	2	0
		MASON	0	0	2	4	0
		MONTGOMERY	0	0	0	2	0
		OH	0	1	1	1	0
		ROWAN	4	1	1	2	0
		SCOTT	0	0	0	1	0
		WOODFORD	0	1	0	0	0
		<b>Total</b>	<b>7</b>	<b>15</b>	<b>22</b>	<b>28</b>	<b>0</b>
	Robertson County Health Care Facility	BATH	0	0	0	1	0
		BOURBON	0	1	0	0	0
		BRACKEN	0	1	1	5	0
		FAYETTE	0	0	0	1	0
		FLEMING	2	2	5	2	1
		GREENUP	0	1	0	0	0
		HARRISON	0	6	5	1	0
		IN	0	1	0	0	0
		MADISON	1	0	0	0	0
		MASON	0	1	1	1	0
		NICHOLAS	0	2	2	2	0
		PENDLETON	1	0	0	0	0
		PULASKI	0	0	1	0	0
		ROBERTSON	1	0	2	4	0
		ROWAN	0	0	0	1	0
		<b>Total</b>	<b>5</b>	<b>15</b>	<b>17</b>	<b>18</b>	<b>1</b>
	Vanceburg Rehabilitation and Care	LEWIS	10	8	17	20	15
		<b>Total</b>	<b>10</b>	<b>8</b>	<b>17</b>	<b>20</b>	<b>15</b>
		<b>ADD:8 Total</b>	<b>52</b>	<b>66</b>	<b>105</b>	<b>107</b>	<b>16</b>

**Table 30 - 2023 Kentucky Long Term Care Facility Patient Origin  
Facility ADD and Facility by Patient County of Residence**

<b>ADD</b>	<b>Facility Name</b>	<b>Patient County</b>	<b>Under 65</b>	<b>65-74</b>	<b>75-84</b>	<b>Over 85</b>	<b>Unknown</b>
ADD:9	Edgewood Estates	BATH	0	1	1	0	0
		MENIFEE	4	1	5	7	0
		MONTGOMERY	1	0	2	5	0
		MORGAN	0	0	1	2	0
		OH	1	0	0	0	0
		ROWAN	0	1	1	1	0
		WOLFE	0	2	1	1	0
		<b>Total</b>	<b>6</b>	<b>5</b>	<b>11</b>	<b>16</b>	<b>0</b>
	Life Care Center of Morehead	BATH	3	5	2	4	0
		BOYD	1	0	0	0	0
		CARTER	0	2	2	1	0
		ELLIOTT	0	0	1	0	0
		FAYETTE	1	0	0	0	0
		JOHNSON	0	0	1	0	0
		LEWIS	2	0	0	1	0
		MADISON	0	0	1	0	0
		MASON	1	0	0	0	0
		MENIFEE	0	1	0	0	0
		MONTGOMERY	1	2	1	0	0
		MORGAN	4	0	2	1	0
		OH	1	0	0	0	0
		ROWAN	9	11	16	10	0
		<b>Total</b>	<b>23</b>	<b>21</b>	<b>26</b>	<b>17</b>	<b>0</b>
	Regency Memory Care	Other	0	0	0	0	0
		<b>Total</b>	<b>0</b>	<b>0</b>	<b>0</b>	<b>0</b>	<b>0</b>
	Ridgeway Nursing and Rehabilitation	ALLEN	0	1	0	0	0

**Table 30 - 2023 Kentucky Long Term Care Facility Patient Origin  
Facility ADD and Facility by Patient County of Residence**

<b>ADD</b>	<b>Facility Name</b>	<b>Patient County</b>	<b>Under 65</b>	<b>65-74</b>	<b>75-84</b>	<b>Over 85</b>	<b>Unknown</b>
		BATH	4	14	12	12	0
		CARTER	0	0	1	1	0
		CLARK	1	2	1	0	0
		ELLIOTT	0	0	1	0	0
		FLEMING	0	1	1	4	0
		MENIFEE	1	1	0	0	0
		MONTGOMERY	5	3	6	5	0
		Other	0	0	1	0	0
		PIKE	0	0	0	1	0
		POWELL	0	0	1	0	0
		ROWAN	2	3	4	2	0
		<b>Total</b>	<b>13</b>	<b>25</b>	<b>28</b>	<b>25</b>	<b>0</b>
	West Liberty Nursing and Rehabilitation Center						
		BOURBON	0	1	0	0	0
		BOYD	1	0	0	1	0
		CARTER	0	0	1	0	0
		ELLIOTT	0	0	2	0	0
		FLOYD	0	1	0	0	0
		MAGOFFIN	1	0	1	0	0
		MARTIN	0	0	1	0	0
		MENIFEE	0	0	2	0	0
		MONTGOMERY	0	0	1	1	0
		MORGAN	1	4	3	12	0
		ROWAN	3	2	2	3	0
		<b>Total</b>	<b>6</b>	<b>8</b>	<b>13</b>	<b>17</b>	<b>0</b>
	Windsor Care Center						
		ADAIR	0	0	0	1	0
		BATH	0	2	3	3	0
		BOYD	0	0	0	1	0
		CLARK	0	8	8	4	0
		FAYETTE	0	0	1	1	0

**Table 30 - 2023 Kentucky Long Term Care Facility Patient Origin  
Facility ADD and Facility by Patient County of Residence**

ADD	Facility Name	Patient County	Under 65	65-74	75-84	Over 85	Unknown
		FLOYD	0	1	0	0	0
		FRANKLIN	0	1	0	0	0
		GREENUP	1	0	0	0	0
		HANCOCK	0	0	0	1	0
		HARRISON	0	1	0	0	0
		MENIFEE	0	0	4	1	0
		MONTGOMERY	2	12	14	24	0
		MORGAN	0	0	0	1	0
		NICHOLAS	0	0	1	0	0
		POWELL	0	3	2	2	0
		ROWAN	1	0	5	0	0
		<b>Total</b>	<b>4</b>	<b>28</b>	<b>38</b>	<b>39</b>	<b>0</b>
		<b>ADD:9 Total</b>	<b>52</b>	<b>87</b>	<b>116</b>	<b>114</b>	<b>0</b>
ADD:10	Boyd Nursing and Rehabilitation Center						
		BOYD	6	10	14	15	0
		CARTER	0	2	1	0	0
		GREENUP	0	1	0	0	0
		LAWRENCE	0	0	1	0	0
		OH	0	0	2	0	0
		WV	0	1	1	0	0
		<b>Total</b>	<b>6</b>	<b>14</b>	<b>19</b>	<b>15</b>	<b>0</b>
	Carter Nursing and Rehabilitation Center						
		BOYD	6	2	7	1	0
		CARTER	12	9	19	26	0
		ELLIOTT	0	1	0	1	0
		FLEMING	2	0	0	0	0
		GREENUP	0	1	1	1	0
		LAWRENCE	1	3	1	0	0
		LEWIS	0	0	0	1	0
		MARTIN	0	1	0	0	0

**Table 30 - 2023 Kentucky Long Term Care Facility Patient Origin  
Facility ADD and Facility by Patient County of Residence**

<b>ADD</b>	<b>Facility Name</b>	<b>Patient County</b>	<b>Under 65</b>	<b>65-74</b>	<b>75-84</b>	<b>Over 85</b>	<b>Unknown</b>
		MORGAN	0	0	0	1	0
		Other	0	1	0	0	0
		PIKE	0	1	0	0	0
		ROWAN	1	7	1	3	0
		WARREN	0	0	1	0	0
		WV	0	0	2	1	0
		<b>Total</b>	<b>22</b>	<b>26</b>	<b>32</b>	<b>35</b>	<b>0</b>
	Elliott Nursing and Rehabilitation Center						
		BATH	0	0	1	0	0
		BOYD	1	0	1	1	0
		CARTER	0	3	4	8	0
		ELLIOTT	1	6	6	6	0
		FLEMING	0	1	0	0	0
		GREENUP	1	0	0	1	0
		IN	1	0	0	0	0
		JOHNSON	1	0	0	1	0
		LAWRENCE	1	1	0	1	0
		LEWIS	0	0	0	1	0
		MARTIN	0	1	0	0	0
		MONTGOMERY	0	0	1	0	0
		MORGAN	0	2	3	3	0
		ROWAN	0	1	6	2	0
		<b>Total</b>	<b>6</b>	<b>15</b>	<b>22</b>	<b>24</b>	<b>0</b>
	Frasures Personal Care Home						
		GREENUP	0	0	0	0	0
		<b>Total</b>	<b>0</b>	<b>0</b>	<b>0</b>	<b>0</b>	<b>0</b>
	King's Daughters Rehab and Skilled Nursing Facility						
		BOYD	0	0	0	0	0
		<b>Total</b>	<b>0</b>	<b>0</b>	<b>0</b>	<b>0</b>	<b>0</b>
	Kingsbrook Lifecare Center						
		BOYD	4	17	31	18	0



**Table 30 - 2023 Kentucky Long Term Care Facility Patient Origin  
Facility ADD and Facility by Patient County of Residence**

<b>ADD</b>	<b>Facility Name</b>	<b>Patient County</b>	<b>Under 65</b>	<b>65-74</b>	<b>75-84</b>	<b>Over 85</b>	<b>Unknown</b>
		CAMPBELL	0	1	0	0	0
		CARTER	1	3	2	4	0
		ELLIOTT	1	0	0	0	0
		GREENUP	2	5	14	9	0
		JOHNSON	1	0	0	0	0
		MARTIN	0	0	0	1	0
		OH	0	1	3	6	0
		WV	0	1	1	2	0
		<b>Total</b>	<b>9</b>	<b>28</b>	<b>51</b>	<b>40</b>	<b>0</b>
	Morning Pointe of Russell						
		GREENUP	0	0	0	0	0
		<b>Total</b>	<b>0</b>	<b>0</b>	<b>0</b>	<b>0</b>	<b>0</b>
	Oakmont Manor						
		BOYD	2	2	2	6	0
		CARTER	0	1	0	1	0
		FAYETTE	0	1	0	1	0
		GREENUP	0	4	7	15	0
		JEFFERSON	0	0	1	0	0
		LAWRENCE	0	0	0	1	0
		LOGAN	0	0	0	1	0
		Other	6	8	13	7	0
		WV	0	1	0	0	0
		<b>Total</b>	<b>8</b>	<b>17</b>	<b>23</b>	<b>32</b>	<b>0</b>
	South Shore Nursing and Rehabilitation Center						
		GREENUP	0	0	0	0	0
		<b>Total</b>	<b>0</b>	<b>0</b>	<b>0</b>	<b>0</b>	<b>0</b>
	The Jordan Center						
		BOYD	0	0	2	1	0
		CARROLL	0	0	1	0	0
		ELLIOTT	1	0	0	0	0
		FLOYD	1	0	0	0	0

**Table 30 - 2023 Kentucky Long Term Care Facility Patient Origin  
Facility ADD and Facility by Patient County of Residence**

<b>ADD</b>	<b>Facility Name</b>	<b>Patient County</b>	<b>Under 65</b>	<b>65-74</b>	<b>75-84</b>	<b>Over 85</b>	<b>Unknown</b>
		LAWRENCE	7	7	15	9	0
		MADISON	1	0	0	0	0
		MARTIN	0	5	0	2	0
		Other	0	1	0	1	0
		PIKE	1	0	0	0	0
		WV	0	0	3	1	0
		<b>Total</b>	<b>11</b>	<b>13</b>	<b>21</b>	<b>14</b>	<b>0</b>
	The Lantern At Morning Pointe Alzheimers and Memory Care						
		GREENUP	0	0	0	0	0
		<b>Total</b>	<b>0</b>	<b>0</b>	<b>0</b>	<b>0</b>	<b>0</b>
	Trinity Station Retirement Community						
		GREENUP	0	0	0	0	0
		<b>Total</b>	<b>0</b>	<b>0</b>	<b>0</b>	<b>0</b>	<b>0</b>
	Woodland Oaks						
		BOYD	2	9	26	24	0
		BULLITT	0	0	0	1	0
		CARTER	0	1	4	1	0
		GREENUP	0	1	7	11	0
		LAWRENCE	0	0	1	0	0
		OH	0	0	2	4	0
		WV	0	4	3	6	0
		<b>Total</b>	<b>2</b>	<b>15</b>	<b>43</b>	<b>47</b>	<b>0</b>
	Wurtland Nursing and Rehabilitation Center						
		BOYD	16	11	4	2	0
		CARTER	0	4	10	2	0
		GREENUP	13	10	10	5	0
		LAWRENCE	3	3	3	0	0
		LEWIS	2	0	0	0	0
		MASON	0	0	1	0	0
		OH	1	1	1	0	0
		ROWAN	0	1	1	1	0

**Table 30 - 2023 Kentucky Long Term Care Facility Patient Origin  
Facility ADD and Facility by Patient County of Residence**

ADD	Facility Name	Patient County	Under 65	65-74	75-84	Over 85	Unknown
		WV	0	2	2	0	0
		<b>Total</b>	<b>35</b>	<b>32</b>	<b>32</b>	<b>10</b>	<b>0</b>
		<b>ADD:10 Total</b>	<b>99</b>	<b>160</b>	<b>243</b>	<b>217</b>	<b>0</b>
ADD:11	Good Shepherd Community Nursing Center	FLOYD	2	3	0	0	0
		HARLAN	0	0	1	0	0
		JOHNSON	3	1	2	0	0
		LAWRENCE	1	0	0	0	0
		LESLIE	0	0	1	0	0
		LEWIS	1	0	0	0	0
		MAGOFFIN	1	0	0	0	0
		PIKE	14	20	15	13	0
		TN	0	1	0	0	0
		VA	1	1	0	0	0
		WV	4	6	6	4	0
		<b>Total</b>	<b>27</b>	<b>32</b>	<b>25</b>	<b>17</b>	<b>0</b>
	Landmark of Elkhorn City Rehabilitation	FLOYD	1	1	0	2	0
		JEFFERSON	0	0	0	1	0
		JOHNSON	0	1	0	0	0
		LAUREL	1	0	0	0	0
		LAWRENCE	1	0	0	0	0
		LETCHER	1	1	1	0	0
		MARTIN	0	0	2	0	0
		PERRY	0	0	1	0	0
		PIKE	6	21	27	16	0
		VA	1	1	3	4	0
		<b>Total</b>	<b>11</b>	<b>25</b>	<b>34</b>	<b>23</b>	<b>0</b>

**Table 30 - 2023 Kentucky Long Term Care Facility Patient Origin  
Facility ADD and Facility by Patient County of Residence**

<b>ADD</b>	<b>Facility Name</b>	<b>Patient County</b>	<b>Under 65</b>	<b>65-74</b>	<b>75-84</b>	<b>Over 85</b>	<b>Unknown</b>
	Martin County Health Care Facility						
		BOYD	1	0	1	0	0
		CARROLL	0	0	0	1	0
		FLOYD	1	0	1	0	0
		JOHNSON	0	2	4	1	0
		LAWRENCE	1	0	1	1	0
		MAGOFFIN	0	1	0	1	0
		MARTIN	6	7	7	7	0
		PIKE	0	0	1	0	0
		UNION	1	0	0	0	0
		WV	1	1	4	3	0
		<b>Total</b>	<b>11</b>	<b>11</b>	<b>19</b>	<b>14</b>	<b>0</b>
	Mountain Manor of Paintsville						
		BELL	0	0	0	1	0
		BOYD	0	0	0	1	0
		DAVIESS	0	0	0	1	0
		FLEMING	0	0	0	1	0
		FLOYD	1	3	4	1	0
		FRANKLIN	1	0	0	0	0
		JESSAMINE	0	0	0	1	0
		JOHNSON	3	5	12	17	0
		KNOTT	0	0	1	0	0
		LAWRENCE	0	1	0	1	0
		MAGOFFIN	1	3	4	4	0
		MARTIN	0	0	2	1	0
		OH	0	1	0	0	0
		Other	3	3	6	10	0
		PIKE	0	0	4	4	0
		<b>Total</b>	<b>9</b>	<b>16</b>	<b>33</b>	<b>43</b>	<b>0</b>
	Pikeville Nursing and Rehab Center						
		FLOYD	6	3	5	2	0

**Table 30 - 2023 Kentucky Long Term Care Facility Patient Origin  
Facility ADD and Facility by Patient County of Residence**

<b>ADD</b>	<b>Facility Name</b>	<b>Patient County</b>	<b>Under 65</b>	<b>65-74</b>	<b>75-84</b>	<b>Over 85</b>	<b>Unknown</b>
		PIKE	9	24	17	18	0
		WV	0	2	2	2	0
		<b>Total</b>	<b>15</b>	<b>29</b>	<b>24</b>	<b>22</b>	<b>0</b>
	Prestonsburg Health Care Center						
		BOYD	0	1	0	0	0
		FLOYD	2	3	10	5	0
		GREENUP	0	0	1	0	0
		JOHNSON	0	2	1	4	0
		LAUREL	0	0	1	0	0
		LAWRENCE	0	0	1	0	0
		MAGOFFIN	0	3	0	0	0
		MARTIN	0	0	2	0	0
		MORGAN	0	0	1	0	0
		PIKE	1	0	5	0	0
		ROWAN	1	0	0	0	0
		WV	0	0	0	1	0
		<b>Total</b>	<b>4</b>	<b>9</b>	<b>22</b>	<b>10</b>	<b>0</b>
	Riverview Health Care Center						
		FAYETTE	0	0	0	1	0
		FLOYD	6	16	22	15	0
		HARLAN	1	0	0	0	0
		JOHNSON	0	3	5	2	0
		KNOTT	2	1	0	0	0
		LAWRENCE	0	0	1	0	0
		MAGOFFIN	3	2	1	0	0
		Other	0	0	0	1	0
		PIKE	4	3	4	6	0
		<b>Total</b>	<b>16</b>	<b>25</b>	<b>33</b>	<b>25</b>	<b>0</b>
	Salyersville Nursing and Rehabilitation Center						
		BOYD	1	0	0	0	0
		BOYLE	1	0	0	0	0

**Table 30 - 2023 Kentucky Long Term Care Facility Patient Origin  
Facility ADD and Facility by Patient County of Residence**

<b>ADD</b>	<b>Facility Name</b>	<b>Patient County</b>	<b>Under 65</b>	<b>65-74</b>	<b>75-84</b>	<b>Over 85</b>	<b>Unknown</b>
		BREATHITT	0	2	0	1	0
		ELLIOTT	1	0	0	0	0
		FLOYD	5	6	5	2	0
		GREENUP	0	1	0	0	0
		HARRISON	1	0	0	0	0
		JOHNSON	5	7	5	4	0
		KNOTT	1	0	0	0	0
		LAUREL	0	1	0	0	0
		LAWRENCE	0	2	0	0	0
		MAGOFFIN	8	5	11	7	0
		MARTIN	2	2	0	0	0
		MORGAN	1	1	0	0	0
		Other	1	0	0	0	0
		OWSLEY	0	0	1	0	0
		PERRY	1	2	0	0	0
		PIKE	3	0	0	0	0
		PULASKI	1	0	0	0	0
		SCOTT	1	0	0	0	0
		WOLFE	1	0	0	0	0
		<b>Total</b>	<b>34</b>	<b>29</b>	<b>22</b>	<b>14</b>	<b>0</b>
	Tug Valley ARH Skilled Nursing Facility						
		JOHNSON	1	0	0	0	0
		PIKE	2	3	2	8	0
		WV	1	2	2	2	0
		<b>Total</b>	<b>4</b>	<b>5</b>	<b>4</b>	<b>10</b>	<b>0</b>
		<b>ADD:11 Total</b>	<b>131</b>	<b>181</b>	<b>216</b>	<b>178</b>	<b>0</b>
ADD:12	Hazard Health and Rehabilitation Center						
		BELL	0	0	1	0	0
		BREATHITT	5	2	3	3	0
		CLARK	1	0	0	0	0

**Table 30 - 2023 Kentucky Long Term Care Facility Patient Origin  
Facility ADD and Facility by Patient County of Residence**

ADD	Facility Name	Patient County	Under 65	65-74	75-84	Over 85	Unknown
		CLAY	0	0	2	0	0
		FAYETTE	0	1	1	0	0
		FLOYD	0	3	2	0	0
		FRANKLIN	0	2	1	1	0
		HARLAN	0	1	0	0	0
		IN	0	0	1	0	0
		KNOTT	0	6	4	2	0
		KNOX	0	0	0	1	0
		LESLIE	2	1	1	0	0
		LETCHER	0	1	0	2	0
		MADISON	1	0	0	0	0
		MARION	0	0	1	0	0
		Other	0	0	0	1	0
		PERRY	18	30	23	19	0
		PIKE	0	0	0	1	0
		WAYNE	1	0	0	0	0
		WOLFE	0	0	2	1	0
		<b>Total</b>	<b>28</b>	<b>47</b>	<b>42</b>	<b>31</b>	<b>0</b>
	Hyden Health and Rehabilitation Center						
		BOONE	0	0	0	1	0
		BREATHITT	1	0	0	0	0
		CLAY	4	4	9	2	0
		FAYETTE	0	0	1	0	0
		FLOYD	0	1	1	0	0
		HARLAN	1	0	1	0	0
		JACKSON	0	0	0	1	0
		KENTON	0	1	0	0	0
		LAUREL	0	0	3	0	0
		LESLIE	10	8	13	14	0
		MCCREARY	1	0	0	0	0
		PERRY	2	4	3	0	0

**Table 30 - 2023 Kentucky Long Term Care Facility Patient Origin  
Facility ADD and Facility by Patient County of Residence**

<b>ADD</b>	<b>Facility Name</b>	<b>Patient County</b>	<b>Under 65</b>	<b>65-74</b>	<b>75-84</b>	<b>Over 85</b>	<b>Unknown</b>
		PULASKI	0	0	1	0	0
		<b>Total</b>	<b>19</b>	<b>18</b>	<b>32</b>	<b>18</b>	<b>0</b>
	Knott County Health and Rehabilitation Center	FAYETTE	0	1	1	0	0
		FLOYD	2	2	5	4	0
		KNOTT	10	15	18	13	0
		LETCHER	2	1	3	0	0
		PERRY	1	2	4	2	0
		PIKE	0	1	1	0	0
		<b>Total</b>	<b>15</b>	<b>22</b>	<b>32</b>	<b>19</b>	<b>0</b>
	Landmark of Breathitt County Rehabilitation and Nursing Center, LLC	BREATHITT	4	5	5	6	0
		IL	0	1	0	0	0
		KNOTT	0	0	0	1	0
		KNOX	1	0	0	0	0
		LEE	0	0	1	0	0
		LETCHER	0	0	0	1	0
		MORGAN	1	0	0	0	0
		Other	0	0	1	0	0
		PERRY	1	1	0	0	0
		WOLFE	2	0	0	0	0
		<b>Total</b>	<b>9</b>	<b>7</b>	<b>7</b>	<b>8</b>	<b>0</b>
	Lee County Care and Rehabilitation Center	BELL	3	0	1	0	0
		BREATHITT	7	1	1	0	0
		CLARK	0	0	0	2	0
		CLAY	0	2	5	0	0
		ESTILL	1	0	0	1	0
		FAYETTE	0	2	1	1	0



**Table 30 - 2023 Kentucky Long Term Care Facility Patient Origin  
Facility ADD and Facility by Patient County of Residence**

<b>ADD</b>	<b>Facility Name</b>	<b>Patient County</b>	<b>Under 65</b>	<b>65-74</b>	<b>75-84</b>	<b>Over 85</b>	<b>Unknown</b>
		FLOYD	1	3	1	0	0
		JACKSON	1	1	1	0	0
		JESSAMINE	0	0	0	1	0
		KNOTT	0	1	0	0	0
		KNOX	1	0	0	0	0
		LAUREL	0	3	1	1	0
		LEE	3	5	6	7	0
		LESLIE	0	0	0	1	0
		LETCHER	1	0	0	0	0
		MADISON	2	1	0	0	0
		MARTIN	1	0	0	0	0
		MENIFEE	0	0	1	0	0
		MONTGOMERY	0	1	0	0	0
		MORGAN	0	1	0	0	0
		OWSLEY	1	3	2	1	0
		PERRY	4	0	0	1	0
		POWELL	2	1	0	0	0
		WHITLEY	0	1	0	0	0
		WOLFE	1	2	1	4	0
		<b>Total</b>	<b>29</b>	<b>28</b>	<b>21</b>	<b>20</b>	<b>0</b>
	Letcher Manor	BELL	1	0	0	0	0
		BREATHITT	0	0	1	0	0
		FLOYD	2	0	3	0	0
		HARLAN	1	1	0	0	0
		KNOTT	2	2	2	0	0
		KNOX	1	0	0	0	0
		LAUREL	1	0	0	0	0
		LETCHER	19	20	25	15	0
		Other	0	0	0	1	0
		PERRY	8	7	2	2	0

**Table 30 - 2023 Kentucky Long Term Care Facility Patient Origin  
Facility ADD and Facility by Patient County of Residence**

<b>ADD</b>	<b>Facility Name</b>	<b>Patient County</b>	<b>Under 65</b>	<b>65-74</b>	<b>75-84</b>	<b>Over 85</b>	<b>Unknown</b>
		PIKE	4	2	1	1	0
		VA	0	1	0	0	0
		<b>Total</b>	<b>39</b>	<b>33</b>	<b>34</b>	<b>19</b>	<b>0</b>
	Owsley County Health Care Center						
		BREATHITT	2	4	4	0	0
		CLAY	0	1	0	0	0
		ESTILL	0	0	0	1	0
		JACKSON	1	2	1	1	0
		JESSAMINE	1	0	2	0	0
		LEE	2	3	2	2	0
		MADISON	0	0	1	0	0
		MORGAN	0	1	0	0	0
		OH	0	1	0	0	0
		OWSLEY	2	12	14	6	0
		PERRY	0	0	2	0	0
		POWELL	1	0	0	0	0
		PULASKI	1	0	0	1	0
		WHITLEY	0	1	0	0	0
		WOLFE	1	0	0	0	0
		<b>Total</b>	<b>11</b>	<b>25</b>	<b>26</b>	<b>11</b>	<b>0</b>
	Paul E Patton Eastern Ky Veterans Center						
		BATH	0	0	1	0	0
		BREATHITT	0	0	2	2	0
		CASEY	0	0	0	1	0
		CLAY	1	0	1	1	0
		ESTILL	0	1	0	0	0
		FAYETTE	0	1	2	1	0
		FLEMING	0	1	0	0	0
		FLOYD	2	1	2	3	0
		JEFFERSON	0	1	0	0	0
		JOHNSON	0	1	1	1	0

**Table 30 - 2023 Kentucky Long Term Care Facility Patient Origin  
Facility ADD and Facility by Patient County of Residence**

ADD	Facility Name	Patient County	Under 65	65-74	75-84	Over 85	Unknown
		KNOTT	1	1	1	0	0
		KNOX	0	0	1	1	0
		LAUREL	0	0	2	1	0
		LEE	0	0	1	0	0
		LESLIE	0	0	2	0	0
		LETCHER	0	0	1	0	0
		LINCOLN	1	0	0	0	0
		MENIFEE	0	1	0	0	0
		MONTGOMERY	0	0	1	0	0
		Other	0	0	4	3	0
		PERRY	0	1	7	7	0
		PIKE	1	0	2	1	0
		POWELL	0	0	1	0	0
		ROCKCASTLE	0	0	0	1	0
		ROWAN	0	1	0	0	0
		SPENCER	0	0	1	0	0
		WAYNE	0	1	0	0	0
		WHITLEY	0	1	0	0	0
		WOLFE	0	0	2	0	0
		<b>Total</b>	<b>6</b>	<b>12</b>	<b>35</b>	<b>23</b>	<b>0</b>
	Wolfe County Health and Rehabilitation Center	BREATHITT	3	3	4	4	0
		CLARK	0	1	0	0	0
		CLAY	0	1	0	0	0
		ELLIOTT	0	0	0	1	0
		KNOTT	0	1	0	0	0
		LEE	0	0	2	1	0
		MAGOFFIN	0	0	1	0	0
		MENIFEE	0	0	1	0	0
		MORGAN	0	1	2	3	0
		POWELL	0	0	0	4	0

**Table 30 - 2023 Kentucky Long Term Care Facility Patient Origin  
Facility ADD and Facility by Patient County of Residence**

ADD	Facility Name	Patient County	Under 65	65-74	75-84	Over 85	Unknown
		WOLFE	8	8	22	23	0
		<b>Total</b>	<b>11</b>	<b>15</b>	<b>32</b>	<b>36</b>	<b>0</b>
ADD:13		<b>ADD:12 Total</b>	<b>167</b>	<b>207</b>	<b>261</b>	<b>185</b>	<b>0</b>
	Barbourville Health and Rehabilitation Center	BELL	1	4	5	7	0
		KNOX	5	20	31	20	0
		LAUREL	5	4	5	7	0
		<b>Total</b>	<b>11</b>	<b>28</b>	<b>41</b>	<b>34</b>	<b>0</b>
	Christian Health Center - Corbin	BELL	0	0	0	1	0
		HARLAN	0	0	0	1	0
		IL	0	0	0	1	0
		JACKSON	0	0	1	0	0
		KNOX	3	4	16	15	0
		LAUREL	2	4	8	10	0
		MADISON	0	0	0	1	0
		PULASKI	0	0	1	0	0
		WHITLEY	1	4	11	10	0
		<b>Total</b>	<b>6</b>	<b>12</b>	<b>37</b>	<b>39</b>	<b>0</b>
	Corbin Health and Rehabilitation Center	BELL	0	3	1	3	0
		KNOX	3	4	2	1	0
		LAUREL	5	3	4	2	0
		WHITLEY	20	17	22	7	0
		<b>Total</b>	<b>28</b>	<b>27</b>	<b>29</b>	<b>13</b>	<b>0</b>
	Harlan Health and Rehabilitation Center	BELL	5	3	0	0	0
		HARLAN	31	34	19	18	0
		JOHNSON	1	0	0	0	0

**Table 30 - 2023 Kentucky Long Term Care Facility Patient Origin  
Facility ADD and Facility by Patient County of Residence**

<b>ADD</b>	<b>Facility Name</b>	<b>Patient County</b>	<b>Under 65</b>	<b>65-74</b>	<b>75-84</b>	<b>Over 85</b>	<b>Unknown</b>
		KNOTT	0	1	1	0	0
		KNOX	1	0	0	0	0
		LAUREL	1	0	0	0	0
		LESLIE	1	0	0	0	0
		LETCHER	1	0	0	0	0
		OH	0	2	0	0	0
		VA	1	0	0	0	0
		WOLFE	1	0	0	0	0
		<b>Total</b>	<b>43</b>	<b>40</b>	<b>20</b>	<b>18</b>	<b>0</b>
	Hillcrest Health and Rehabilitation Center						
		CLAY	1	1	0	0	0
		JESSAMINE	0	1	0	0	0
		KNOX	0	2	4	3	0
		LAUREL	1	6	5	15	0
		MCCREARY	0	0	1	0	0
		PULASKI	0	1	0	2	0
		ROCKCASTLE	0	1	0	0	0
		TN	0	0	2	0	0
		WHITLEY	5	14	15	10	0
		<b>Total</b>	<b>7</b>	<b>26</b>	<b>27</b>	<b>30</b>	<b>0</b>
	Landmark of Laurel Creek Rehab and Nursing						
		CLAY	7	10	28	19	0
		JACKSON	0	1	3	1	0
		LAUREL	0	5	7	4	0
		LESLIE	0	0	0	1	0
		OWSLEY	0	0	1	0	0
		<b>Total</b>	<b>7</b>	<b>16</b>	<b>39</b>	<b>25</b>	<b>0</b>
	Laurel Heights Home for the Elderly						
		BELL	0	1	0	0	0
		CLAY	1	1	0	2	0
		FAYETTE	0	0	0	1	0

**Table 30 - 2023 Kentucky Long Term Care Facility Patient Origin  
Facility ADD and Facility by Patient County of Residence**

<b>ADD</b>	<b>Facility Name</b>	<b>Patient County</b>	<b>Under 65</b>	<b>65-74</b>	<b>75-84</b>	<b>Over 85</b>	<b>Unknown</b>
		JACKSON	0	1	5	2	0
		KNOX	1	0	2	3	0
		LAUREL	3	17	35	42	0
		LESLIE	0	0	0	1	0
		MADISON	0	0	1	0	0
		OWEN	1	0	0	0	0
		OWSLEY	0	0	0	1	0
		PULASKI	0	1	2	2	0
		ROCKCASTLE	0	1	0	1	0
		WHITLEY	1	1	3	2	0
		<b>Total</b>	<b>7</b>	<b>23</b>	<b>48</b>	<b>57</b>	<b>0</b>
	Middlesboro Nursing and Rehab						
		BELL	4	10	28	28	0
		HARLAN	0	0	0	1	0
		KNOX	1	1	2	2	0
		OH	0	1	0	0	0
		TN	0	0	1	0	0
		VA	0	1	1	3	0
		WHITLEY	0	0	1	0	0
		<b>Total</b>	<b>5</b>	<b>13</b>	<b>33</b>	<b>34</b>	<b>0</b>
	Mountain View Nursing and Rehab Ctr						
		BELL	9	8	14	5	0
		CLAY	0	0	1	0	0
		FAYETTE	0	0	0	1	0
		HARLAN	0	0	2	1	0
		KNOX	0	3	3	1	0
		MCCREARY	1	0	0	0	0
		TN	2	0	0	0	0
		VA	0	0	1	0	0
		WHITLEY	1	2	0	0	0
		<b>Total</b>	<b>13</b>	<b>13</b>	<b>21</b>	<b>8</b>	<b>0</b>

**Table 30 - 2023 Kentucky Long Term Care Facility Patient Origin  
Facility ADD and Facility by Patient County of Residence**

<b>ADD</b>	<b>Facility Name</b>	<b>Patient County</b>	<b>Under 65</b>	<b>65-74</b>	<b>75-84</b>	<b>Over 85</b>	<b>Unknown</b>
	Rockcastle Health and Rehabilitation Center						
		BELL	0	0	1	0	0
		BULLITT	0	0	1	0	0
		FAYETTE	0	0	1	0	0
		GARRARD	0	0	0	1	0
		JACKSON	1	1	1	0	0
		LAUREL	0	4	1	3	0
		LINCOLN	1	0	2	3	0
		MADISON	2	0	3	1	0
		OH	0	0	0	1	0
		PULASKI	2	5	6	6	0
		ROCKCASTLE	6	9	11	8	0
		RUSSELL	0	0	0	1	0
		WAYNE	0	1	0	0	0
		WHITLEY	0	3	0	0	0
		<b>Total</b>	<b>12</b>	<b>23</b>	<b>27</b>	<b>24</b>	<b>0</b>
	Rockcastle Regional Hospital and Respiratory Care						
		BELL	0	0	1	0	0
		BOONE	1	0	0	0	0
		BOURBON	0	1	0	0	0
		BOYD	1	0	0	0	0
		BREATHITT	3	0	0	0	0
		CALLOWAY	1	0	0	0	0
		CARTER	1	0	0	0	0
		CLAY	1	0	0	0	0
		DAVIESS	1	0	0	0	0
		ESTILL	0	0	1	0	0
		FAYETTE	8	4	3	0	0
		GARRARD	1	0	0	0	0
		GREENUP	1	0	0	0	0
		HANCOCK	1	0	0	0	0

**Table 30 - 2023 Kentucky Long Term Care Facility Patient Origin  
Facility ADD and Facility by Patient County of Residence**

ADD	Facility Name	Patient County	Under 65	65-74	75-84	Over 85	Unknown
		HARLAN	0	2	0	0	0
		IL	1	0	1	0	0
		JACKSON	0	1	0	0	0
		JEFFERSON	4	1	0	0	0
		JESSAMINE	0	1	0	0	0
		KENTON	1	0	0	0	0
		KNOTT	2	1	0	0	0
		KNOX	4	0	0	0	0
		LAUREL	1	1	2	0	0
		LAWRENCE	1	0	0	0	0
		LINCOLN	2	1	0	0	0
		LOGAN	0	1	0	0	0
		MADISON	2	0	0	0	0
		MCCREARY	1	0	0	0	0
		METCALFE	1	0	0	0	0
		OH	2	0	0	0	0
		Other	10	0	0	1	0
		OWSLEY	1	0	0	0	0
		PENDLETON	0	1	0	0	0
		PERRY	1	0	0	0	0
		PIKE	2	0	0	0	0
		PULASKI	1	1	0	0	0
		ROBERTSON	2	0	0	0	0
		ROCKCASTLE	2	1	0	0	0
		SCOTT	0	0	0	1	0
		TN	5	0	1	0	0
		TODD	0	1	0	0	0
		TRIMBLE	0	0	1	0	0
		UNION	1	0	0	0	0
		WARREN	1	0	0	0	0
		WAYNE	0	1	0	0	0



**Table 30 - 2023 Kentucky Long Term Care Facility Patient Origin  
Facility ADD and Facility by Patient County of Residence**

<b>ADD</b>	<b>Facility Name</b>	<b>Patient County</b>	<b>Under 65</b>	<b>65-74</b>	<b>75-84</b>	<b>Over 85</b>	<b>Unknown</b>
		WHITLEY	2	0	0	0	0
		<b>Total</b>	<b>70</b>	<b>19</b>	<b>10</b>	<b>2</b>	<b>0</b>
	Signature HealthCare at Jackson Manor						
		CLARK	0	1	0	0	0
		CLAY	1	1	1	1	0
		GARRARD	0	0	1	0	0
		HARLAN	0	0	1	0	0
		JACKSON	1	5	6	6	0
		KNOX	0	1	0	0	0
		LAUREL	4	3	5	2	0
		MCCREARY	0	0	1	0	0
		ROCKCASTLE	0	1	0	0	0
		WHITLEY	0	1	1	1	0
		<b>Total</b>	<b>6</b>	<b>13</b>	<b>16</b>	<b>10</b>	<b>0</b>
	The Heritage						
		CLAY	0	0	2	0	0
		HARLAN	0	0	0	1	0
		JACKSON	0	0	0	1	0
		JEFFERSON	0	0	0	1	0
		KNOX	1	0	5	2	0
		LAUREL	2	3	9	10	0
		LESLIE	0	0	1	0	0
		MADISON	0	1	0	1	0
		MCCREARY	1	0	0	0	0
		MORGAN	0	0	0	1	0
		Other	0	0	0	2	0
		POWELL	0	0	0	1	0
		TN	1	0	0	1	0
		WHITLEY	3	5	12	10	0
		<b>Total</b>	<b>8</b>	<b>9</b>	<b>29</b>	<b>31</b>	<b>0</b>

**Table 30 - 2023 Kentucky Long Term Care Facility Patient Origin  
Facility ADD and Facility by Patient County of Residence**

<b>ADD</b>	<b>Facility Name</b>	<b>Patient County</b>	<b>Under 65</b>	<b>65-74</b>	<b>75-84</b>	<b>Over 85</b>	<b>Unknown</b>
	Tri-Cities Nursing and Rehabilitation Center	HARLAN	8	11	16	12	0
		LAUREL	0	0	1	0	0
		LETCHER	1	2	2	2	0
		MCCREARY	0	1	0	0	0
		<b>Total</b>	<b>9</b>	<b>14</b>	<b>19</b>	<b>14</b>	<b>0</b>
	Williamsburg Health and Rehabilitation Center	CAMPBELL	0	2	4	1	0
		MCCREARY	2	0	1	1	0
		Other	0	0	0	0	0
		WHITLEY	3	17	36	35	0
		<b>Total</b>	<b>5</b>	<b>19</b>	<b>41</b>	<b>37</b>	<b>0</b>
		<b>ADD:13 Total</b>	<b>237</b>	<b>295</b>	<b>437</b>	<b>376</b>	<b>0</b>
ADD:14	Bluegrass Senior Living Somerset	BOONE	0	0	0	1	0
		LAUREL	0	0	0	2	0
		PULASKI	0	4	22	31	0
		WAYNE	0	0	2	3	0
		WHITLEY	1	0	0	0	0
		<b>Total</b>	<b>1</b>	<b>4</b>	<b>24</b>	<b>37</b>	<b>0</b>
	Bluegrass Way	TAYLOR	0	0	0	0	0
		<b>Total</b>	<b>0</b>	<b>0</b>	<b>0</b>	<b>0</b>	<b>0</b>
	Campbellsville Nursing and Rehabilitation	ADAIR	0	0	1	1	0
		GREEN	0	1	3	2	0
		IL	0	0	0	1	0
		JEFFERSON	0	1	1	0	0
		MARION	2	0	0	0	0
		PULASKI	0	1	0	0	0

**Table 30 - 2023 Kentucky Long Term Care Facility Patient Origin  
Facility ADD and Facility by Patient County of Residence**

<b>ADD</b>	<b>Facility Name</b>	<b>Patient County</b>	<b>Under 65</b>	<b>65-74</b>	<b>75-84</b>	<b>Over 85</b>	<b>Unknown</b>
		TAYLOR	0	7	19	15	0
		<b>Total</b>	<b>2</b>	<b>10</b>	<b>24</b>	<b>19</b>	<b>0</b>
	Clinton County Care and Rehabilitation Center	CLINTON	2	3	10	11	0
		CUMBERLAND	1	0	0	0	0
		TN	0	0	1	0	0
		WAYNE	2	2	7	5	0
		<b>Total</b>	<b>5</b>	<b>5</b>	<b>18</b>	<b>16</b>	<b>0</b>
	Crestview Personal Care	PULASKI	0	0	0	0	0
		<b>Total</b>	<b>0</b>	<b>0</b>	<b>0</b>	<b>0</b>	<b>0</b>
	Cumberland Manor Rest Home I LLC	MCCREARY	0	0	0	0	0
		<b>Total</b>	<b>0</b>	<b>0</b>	<b>0</b>	<b>0</b>	<b>0</b>
	Cumberland Nursing and Rehabilitation Center	BOYLE	0	0	1	0	0
		CASEY	0	1	1	1	0
		GREEN	0	1	0	0	0
		LAUREL	1	3	0	0	0
		MCCRACKEN	0	1	0	0	0
		MCCREARY	2	1	0	0	0
		PULASKI	8	10	16	28	0
		RUSSELL	0	0	1	0	0
		WAYNE	3	4	2	1	0
		WHITLEY	2	0	0	0	0
		<b>Total</b>	<b>16</b>	<b>21</b>	<b>21</b>	<b>30</b>	<b>0</b>
	Cumberland Valley Nursing and Rehabilitation Center	CLINTON	0	0	2	0	0
		CUMBERLAND	16	10	20	19	0
		METCALFE	0	2	0	0	0

**Table 30 - 2023 Kentucky Long Term Care Facility Patient Origin  
Facility ADD and Facility by Patient County of Residence**

<b>ADD</b>	<b>Facility Name</b>	<b>Patient County</b>	<b>Under 65</b>	<b>65-74</b>	<b>75-84</b>	<b>Over 85</b>	<b>Unknown</b>
		TN	0	0	3	0	0
		WAYNE	0	0	0	2	0
		<b>Total</b>	<b>16</b>	<b>12</b>	<b>25</b>	<b>21</b>	<b>0</b>
	Fair Oaks Health Systems						
		ADAIR	0	2	3	6	0
		ALLEN	0	1	0	0	0
		BARREN	0	2	1	0	0
		FAYETTE	1	1	1	1	0
		GARRARD	0	0	0	2	0
		HENRY	0	0	0	1	0
		JEFFERSON	0	0	0	1	0
		OH	0	1	0	0	0
		PULASKI	2	3	10	2	0
		RUSSELL	5	5	13	28	0
		TAYLOR	0	0	1	0	0
		WARREN	1	0	0	1	0
		WAYNE	0	1	0	0	0
		<b>Total</b>	<b>9</b>	<b>16</b>	<b>29</b>	<b>42</b>	<b>0</b>
	Green Hill Rehabilitation and Care						
		ADAIR	1	0	0	3	0
		BARREN	0	1	1	0	0
		BOYLE	0	1	0	0	0
		BULLITT	1	0	0	0	0
		GREEN	2	9	17	17	0
		HARDIN	0	1	0	0	0
		JEFFERSON	2	0	0	0	0
		LARUE	0	1	1	0	0
		LEE	0	1	0	0	0
		MEADE	0	0	1	0	0
		PULASKI	0	1	0	0	0
		RUSSELL	1	0	0	0	0

**Table 30 - 2023 Kentucky Long Term Care Facility Patient Origin  
Facility ADD and Facility by Patient County of Residence**

<b>ADD</b>	<b>Facility Name</b>	<b>Patient County</b>	<b>Under 65</b>	<b>65-74</b>	<b>75-84</b>	<b>Over 85</b>	<b>Unknown</b>
		SPENCER	0	0	1	0	0
		TAYLOR	4	8	13	15	0
		<b>Total</b>	<b>11</b>	<b>23</b>	<b>34</b>	<b>35</b>	<b>0</b>
	Lake Cumberland Regional Hospital SCU						
		PULASKI	1	0	3	1	0
		<b>Total</b>	<b>1</b>	<b>0</b>	<b>3</b>	<b>1</b>	<b>0</b>
	Liberty Care and Rehabilitation Center						
		ADAIR	0	0	0	3	0
		ANDERSON	1	0	0	0	0
		BOYLE	0	1	2	1	0
		CASEY	1	6	18	18	0
		HARLAN	1	0	0	0	0
		IN	0	0	0	1	0
		LAUREL	0	0	1	0	0
		LINCOLN	1	1	3	3	0
		MARION	0	1	0	0	0
		MCCREARY	0	0	0	1	0
		MERCER	0	0	0	2	0
		OH	0	0	1	0	0
		PIKE	0	0	1	0	0
		PULASKI	0	2	2	1	0
		RUSSELL	0	1	3	0	0
		TAYLOR	1	1	1	0	0
		TN	0	0	1	0	0
		WAYNE	0	0	0	1	0
		<b>Total</b>	<b>5</b>	<b>13</b>	<b>33</b>	<b>31</b>	<b>0</b>
	McDowell Skilled Nursing Facility						
		GREEN	0	0	0	0	0
		<b>Total</b>	<b>0</b>	<b>0</b>	<b>0</b>	<b>0</b>	<b>0</b>
	Signature Healthcare at Summit Manor Rehab						
		ADAIR	2	11	16	21	0

**Table 30 - 2023 Kentucky Long Term Care Facility Patient Origin  
Facility ADD and Facility by Patient County of Residence**

<b>ADD</b>	<b>Facility Name</b>	<b>Patient County</b>	<b>Under 65</b>	<b>65-74</b>	<b>75-84</b>	<b>Over 85</b>	<b>Unknown</b>
		CASEY	0	1	0	1	0
		CUMBERLAND	0	0	1	0	0
		FAYETTE	0	2	0	0	0
		GREEN	0	0	1	0	0
		LAUREL	1	0	0	0	0
		MARION	0	1	0	0	0
		PULASKI	0	3	1	0	0
		RUSSELL	1	3	4	3	0
		TAYLOR	2	1	1	0	0
		WAYNE	1	0	0	0	0
		<b>Total</b>	<b>7</b>	<b>22</b>	<b>24</b>	<b>25</b>	<b>0</b>
	Signature Healthcare of McCreary County Rehab						
		BELL	0	0	0	1	0
		CLINTON	0	0	1	0	0
		FRANKLIN	0	0	1	0	0
		LAUREL	3	1	0	0	0
		MCCREARY	3	4	9	8	0
		POWELL	0	1	0	0	0
		PULASKI	0	1	3	0	0
		ROCKCASTLE	1	0	0	0	0
		SCOTT	0	1	2	2	0
		WAYNE	1	0	1	0	0
		WHITLEY	0	3	1	2	0
		<b>Total</b>	<b>8</b>	<b>11</b>	<b>18</b>	<b>13</b>	<b>0</b>
	Somerset Nursing and Rehabilitation Facility						
		CLARK	0	0	0	1	0
		JESSAMINE	0	0	0	1	0
		LAUREL	0	1	1	0	0
		LINCOLN	0	0	2	0	0
		MCCREARY	0	1	0	1	0
		Other	0	1	0	0	0

**Table 30 - 2023 Kentucky Long Term Care Facility Patient Origin  
Facility ADD and Facility by Patient County of Residence**

<b>ADD</b>	<b>Facility Name</b>	<b>Patient County</b>	<b>Under 65</b>	<b>65-74</b>	<b>75-84</b>	<b>Over 85</b>	<b>Unknown</b>
		PULASKI	3	12	36	49	0
		RUSSELL	0	1	2	0	0
		SCOTT	0	0	0	1	0
		TAYLOR	0	0	0	1	0
		WAYNE	1	0	0	4	0
		<b>Total</b>	<b>4</b>	<b>16</b>	<b>41</b>	<b>58</b>	<b>0</b>
	<b>Somerwoods Nursing and Rehabilitation</b>						
		LAUREL	0	1	0	0	0
		LINCOLN	0	0	1	0	0
		PULASKI	18	23	31	32	0
		RUSSELL	1	1	0	1	0
		WAYNE	0	0	3	0	0
		<b>Total</b>	<b>19</b>	<b>25</b>	<b>35</b>	<b>33</b>	<b>0</b>
	<b>The Grandview Nursing and Rehabilitation Facility</b>						
		ADAIR	2	1	1	2	0
		CASEY	0	0	1	0	0
		CLINTON	0	0	0	1	0
		GREEN	1	2	2	3	0
		IN	0	0	1	0	0
		JEFFERSON	0	0	1	1	0
		MARION	0	1	0	0	0
		NELSON	0	0	0	1	0
		PULASKI	0	0	2	0	0
		RUSSELL	0	0	1	0	0
		TAYLOR	3	3	19	27	0
		<b>Total</b>	<b>6</b>	<b>7</b>	<b>28</b>	<b>35</b>	<b>0</b>
	<b>The Neighborhood Nursing Facility</b>						
		Other	0	0	1	0	0
		PULASKI	0	2	2	4	0
		WAYNE	0	1	1	1	0
		<b>Total</b>	<b>0</b>	<b>3</b>	<b>4</b>	<b>5</b>	<b>0</b>

**Table 30 - 2023 Kentucky Long Term Care Facility Patient Origin  
Facility ADD and Facility by Patient County of Residence**

ADD	Facility Name	Patient County	Under 65	65-74	75-84	Over 85	Unknown
		<b>ADD:14 Total</b>	<b>110</b>	<b>188</b>	<b>361</b>	<b>401</b>	<b>0</b>
ADD:15	Berea Health and Rehabilitation	MADISON	11	11	27	23	2
		<b>Total</b>	<b>11</b>	<b>11</b>	<b>27</b>	<b>23</b>	<b>2</b>
	Bluegrass Care and Rehabilitation Center	BOURBON	1	1	2	0	0
		BOYD	0	1	0	0	0
		CAMPBELL	0	0	1	0	0
		FAYETTE	10	30	27	13	0
		FLOYD	0	0	1	0	0
		FRANKLIN	1	0	1	0	0
		JEFFERSON	0	1	1	0	0
		JESSAMINE	2	0	7	1	0
		LEE	0	0	1	0	0
		LEWIS	0	1	0	0	0
		MADISON	0	1	1	0	0
		MCCRACKEN	0	0	1	0	0
		MONTGOMERY	0	0	1	0	0
		OWEN	1	0	0	0	0
		PULASKI	0	0	1	0	0
		SCOTT	0	3	1	1	0
		WOODFORD	0	0	0	1	0
		WV	0	1	0	0	0
		<b>Total</b>	<b>15</b>	<b>39</b>	<b>46</b>	<b>16</b>	<b>0</b>
	Bourbon Heights	BOURBON	2	5	15	29	0
		CLARK	0	0	1	1	0
		FAYETTE	0	3	3	4	0
		FLEMING	0	0	1	0	0
		HARRISON	1	0	0	2	0



**Table 30 - 2023 Kentucky Long Term Care Facility Patient Origin  
Facility ADD and Facility by Patient County of Residence**

ADD	Facility Name	Patient County	Under 65	65-74	75-84	Over 85	Unknown
		LARUE	0	0	0	1	0
		MONTGOMERY	0	0	1	1	0
		NICHOLAS	1	2	3	0	0
		SCOTT	0	2	1	1	0
		TN	0	0	0	1	0
		<b>Total</b>	<b>4</b>	<b>12</b>	<b>25</b>	<b>40</b>	<b>0</b>
	Bradford Square Center						
		FRANKLIN	0	0	0	0	89
		<b>Total</b>	<b>0</b>	<b>0</b>	<b>0</b>	<b>0</b>	<b>89</b>
	Cambridge Nursing & Rehabilitation Center						
		ANDERSON	0	1	0	0	0
		BOONE	0	1	0	0	0
		CLARK	0	1	2	1	0
		FAYETTE	14	9	18	13	0
		FRANKLIN	0	0	1	0	0
		HARRISON	1	0	0	0	0
		HENDERSON	0	0	1	0	0
		IL	0	0	0	0	0
		JESSAMINE	1	0	3	3	0
		LAUREL	0	0	1	0	0
		MADISON	0	0	2	1	0
		MERCER	0	1	1	0	0
		NELSON	0	1	0	0	0
		NICHOLAS	0	1	0	0	0
		OWEN	0	1	0	0	0
		PIKE	0	0	1	0	0
		POWELL	0	0	0	1	0
		PULASKI	0	0	1	0	0
		SCOTT	0	3	4	0	0
		WAYNE	1	0	0	0	0
		WOLFE	1	0	0	0	0

**Table 30 - 2023 Kentucky Long Term Care Facility Patient Origin  
Facility ADD and Facility by Patient County of Residence**

<b>ADD</b>	<b>Facility Name</b>	<b>Patient County</b>	<b>Under 65</b>	<b>65-74</b>	<b>75-84</b>	<b>Over 85</b>	<b>Unknown</b>
		WOODFORD	0	1	2	2	0
		<b>Total</b>	<b>18</b>	<b>20</b>	<b>37</b>	<b>21</b>	<b>0</b>
	Cardinal Hill Rehab Unit						
		ANDERSON	0	1	0	1	0
		BELL	0	1	0	0	0
		CLAY	1	0	0	0	0
		FAYETTE	0	6	10	2	0
		HARRISON	1	0	0	0	0
		LEE	1	1	0	0	0
		MONTGOMERY	1	0	0	0	0
		SCOTT	0	0	1	1	0
		WOODFORD	0	0	0	2	0
		<b>Total</b>	<b>4</b>	<b>9</b>	<b>11</b>	<b>6</b>	<b>0</b>
	Cedar Ridge Health Campus						
		BOURBON	0	1	1	2	0
		FAYETTE	0	0	1	2	0
		FRANKLIN	0	0	1	0	0
		HARRISON	0	2	4	20	0
		NICHOLAS	0	0	0	1	0
		Other	0	0	2	1	0
		PENDLETON	0	0	0	1	0
		SCOTT	0	0	0	2	0
		<b>Total</b>	<b>0</b>	<b>3</b>	<b>9</b>	<b>29</b>	<b>0</b>
	Cedarhurst of Nicholasville						
		GARRARD	0	0	0	1	0
		JESSAMINE	0	0	16	28	0
		Other	0	2	0	0	0
		<b>Total</b>	<b>0</b>	<b>2</b>	<b>16</b>	<b>29</b>	<b>0</b>

**Table 30 - 2023 Kentucky Long Term Care Facility Patient Origin  
Facility ADD and Facility by Patient County of Residence**

<b>ADD</b>	<b>Facility Name</b>	<b>Patient County</b>	<b>Under 65</b>	<b>65-74</b>	<b>75-84</b>	<b>Over 85</b>	<b>Unknown</b>
	Clark Regional Medical Center Transitional Care Unit	CLARK	0	0	0	0	0
		<b>Total</b>	<b>0</b>	<b>0</b>	<b>0</b>	<b>0</b>	<b>0</b>
	Daisy Hill Senior Living	Other	0	0	0	0	0
		<b>Total</b>	<b>0</b>	<b>0</b>	<b>0</b>	<b>0</b>	<b>0</b>
	Danville Center for Health	BOYLE	0	7	13	7	0
		CASEY	0	0	1	0	0
		CLARK	0	0	1	0	0
		ESTILL	1	0	0	0	0
		FAYETTE	0	1	2	0	0
		FRANKLIN	0	2	1	0	0
		GARRARD	2	3	1	1	0
		JEFFERSON	0	0	0	1	0
		JESSAMINE	1	0	1	0	0
		LAUREL	0	1	0	0	0
		LINCOLN	4	4	2	3	0
		MARION	1	0	0	0	0
		MERCER	0	0	1	3	0
		MONTGOMERY	0	0	0	1	0
		Other	0	0	0	1	0
		OWSLEY	1	0	0	0	0
		PERRY	0	1	0	0	0
		PULASKI	0	1	1	0	0
		ROCKCASTLE	0	0	0	2	0
		SCOTT	1	0	0	0	0
		WOODFORD	0	0	0	1	0
		<b>Total</b>	<b>11</b>	<b>20</b>	<b>24</b>	<b>20</b>	<b>0</b>

**Table 30 - 2023 Kentucky Long Term Care Facility Patient Origin  
Facility ADD and Facility by Patient County of Residence**

<b>ADD</b>	<b>Facility Name</b>	<b>Patient County</b>	<b>Under 65</b>	<b>65-74</b>	<b>75-84</b>	<b>Over 85</b>	<b>Unknown</b>
	Dominion Senior Living of Richmond	MADISON	0	0	0	0	0
		<b>Total</b>	<b>0</b>	<b>0</b>	<b>0</b>	<b>0</b>	<b>0</b>
	Dover Nursing and Rehabilitation	SCOTT	11	22	22	22	0
		<b>Total</b>	<b>11</b>	<b>22</b>	<b>22</b>	<b>22</b>	<b>0</b>
	Edgemont Healthcare	BOURBON	0	2	1	0	0
		CARTER	0	0	1	0	0
		FAYETTE	2	0	0	2	0
		FRANKLIN	0	1	0	0	0
		HARRISON	10	12	8	4	0
		HOPKINS	0	0	1	0	0
		MASON	1	0	0	0	0
		MONTGOMERY	1	0	0	0	0
		NICHOLAS	0	0	2	0	0
		POWELL	0	1	1	0	0
		SCOTT	2	0	3	1	0
		<b>Total</b>	<b>16</b>	<b>16</b>	<b>17</b>	<b>7</b>	<b>0</b>
	Fountain Circle Care and Rehab Ctr	BATH	1	3	1	0	0
		BOURBON	1	1	1	0	0
		CLARK	9	16	20	9	0
		ESTILL	1	0	0	0	0
		FAYETTE	8	4	5	2	0
		FLOYD	0	0	1	1	0
		FRANKLIN	0	1	0	0	0
		HARLAN	1	1	0	0	0
		JEFFERSON	1	0	0	0	0
		JESSAMINE	2	0	2	0	0

**Table 30 - 2023 Kentucky Long Term Care Facility Patient Origin  
Facility ADD and Facility by Patient County of Residence**

ADD	Facility Name	Patient County	Under 65	65-74	75-84	Over 85	Unknown
		KNOX	1	0	0	0	0
		LINCOLN	1	0	0	0	0
		MADISON	3	0	2	1	0
		MCCREARY	1	1	0	0	0
		MENIFEE	0	0	1	0	0
		MERCER	1	0	0	0	0
		MONTGOMERY	2	3	3	4	0
		MORGAN	0	0	1	0	0
		NICHOLAS	1	0	0	0	0
		POWELL	3	1	2	0	0
		PULASKI	1	1	0	0	0
		ROCKCASTLE	0	1	0	0	0
		SCOTT	2	0	0	0	0
		TAYLOR	1	1	0	0	0
		WOODFORD	0	0	1	0	0
		<b>Total</b>	<b>41</b>	<b>34</b>	<b>40</b>	<b>17</b>	<b>0</b>
	Frankfort Rehab and Care	ANDERSON	2	2	0	1	0
		BREATHITT	0	1	0	0	0
		FAYETTE	0	2	4	0	0
		FRANKLIN	7	14	20	9	0
		HARDIN	1	0	0	0	0
		HENRY	0	1	0	1	0
		JACKSON	1	0	0	0	0
		JESSAMINE	2	0	0	0	0
		KNOX	0	0	1	0	0
		LINCOLN	0	0	2	0	0
		MADISON	1	0	0	0	0
		OWEN	1	0	0	1	0
		ROWAN	1	0	0	0	0
		SCOTT	2	0	1	0	0

**Table 30 - 2023 Kentucky Long Term Care Facility Patient Origin  
Facility ADD and Facility by Patient County of Residence**

<b>ADD</b>	<b>Facility Name</b>	<b>Patient County</b>	<b>Under 65</b>	<b>65-74</b>	<b>75-84</b>	<b>Over 85</b>	<b>Unknown</b>
		SHELBY	2	0	0	0	0
		WOLFE	1	0	0	0	0
		WOODFORD	0	1	0	1	0
		<b>Total</b>	<b>21</b>	<b>21</b>	<b>28</b>	<b>13</b>	<b>0</b>
	Grand Haven Nursing Home						
		BOURBON	1	3	2	1	0
		CARLISLE	0	0	1	0	0
		FAYETTE	0	2	0	1	0
		HARRISON	7	4	7	8	0
		NICHOLAS	0	0	1	2	0
		PENDLETON	0	0	1	0	0
		SCOTT	1	0	1	0	0
		WOODFORD	1	2	0	0	0
		<b>Total</b>	<b>10</b>	<b>11</b>	<b>13</b>	<b>12</b>	<b>0</b>
	Harrodsburg Health and Rehab Ctr						
		ANDERSON	0	1	1	1	0
		BELL	0	0	0	1	0
		BOURBON	0	1	0	0	0
		BOYLE	1	5	2	1	0
		CASEY	0	0	1	0	0
		CLARK	0	1	0	0	0
		FAYETTE	1	6	2	2	0
		FRANKLIN	2	1	1	2	0
		GARRARD	0	1	0	0	0
		JEFFERSON	0	1	2	0	0
		JESSAMINE	0	0	1	3	0
		LINCOLN	0	2	3	1	0
		MCLEAN	0	0	1	0	0
		MERCER	3	8	13	4	0
		NELSON	1	1	2	0	0
		PULASKI	1	0	0	0	0

**Table 30 - 2023 Kentucky Long Term Care Facility Patient Origin  
Facility ADD and Facility by Patient County of Residence**

<b>ADD</b>	<b>Facility Name</b>	<b>Patient County</b>	<b>Under 65</b>	<b>65-74</b>	<b>75-84</b>	<b>Over 85</b>	<b>Unknown</b>
		ROCKCASTLE	0	1	0	0	0
		SCOTT	0	1	0	0	0
		WASHINGTON	2	0	2	0	0
		WHITLEY	1	0	0	0	0
		WOODFORD	0	0	1	0	0
		<b>Total</b>	<b>12</b>	<b>30</b>	<b>32</b>	<b>15</b>	<b>0</b>
	Homestead Post Acute						
		ANDERSON	0	0	2	0	0
		BATH	0	0	1	0	0
		BOURBON	0	0	1	0	0
		CASEY	0	1	1	0	0
		CLARK	0	0	1	3	0
		FAYETTE	10	24	30	22	0
		FRANKLIN	0	0	1	0	0
		JEFFERSON	0	1	1	0	0
		JESSAMINE	2	2	5	2	0
		KENTON	0	1	0	0	0
		LAUREL	0	1	0	0	0
		Other	0	1	1	1	0
		PULASKI	0	1	1	0	0
		ROCKCASTLE	0	1	0	0	0
		SCOTT	0	3	2	0	0
		WAYNE	0	0	0	1	0
		WOODFORD	1	2	1	0	0
		<b>Total</b>	<b>13</b>	<b>38</b>	<b>48</b>	<b>29</b>	<b>0</b>
	Irvine Nursing and Rehabilitation						
		BOYLE	0	0	0	1	0
		CLARK	1	0	0	0	0
		ESTILL	8	7	19	18	0
		FAYETTE	3	1	0	0	0
		JACKSON	0	2	1	0	0

**Table 30 - 2023 Kentucky Long Term Care Facility Patient Origin  
Facility ADD and Facility by Patient County of Residence**

<b>ADD</b>	<b>Facility Name</b>	<b>Patient County</b>	<b>Under 65</b>	<b>65-74</b>	<b>75-84</b>	<b>Over 85</b>	<b>Unknown</b>
		MADISON	4	3	1	0	0
		MONTGOMERY	0	1	0	0	0
		POWELL	2	1	1	0	0
		WOLFE	1	0	0	0	0
		<b>Total</b>	<b>19</b>	<b>15</b>	<b>22</b>	<b>19</b>	<b>0</b>
	Kenwood Health and Rehabilitation Center						
		CLARK	1	1	0	1	0
		ESTILL	0	1	1	0	0
		FAYETTE	3	1	2	1	0
		FLOYD	0	0	0	1	0
		GARRARD	0	0	2	1	0
		JACKSON	0	1	2	0	0
		JESSAMINE	1	0	2	0	0
		LAUREL	1	0	0	0	0
		LEWIS	0	0	0	1	0
		MADISON	3	6	23	22	0
		POWELL	0	0	1	0	0
		ROCKCASTLE	0	0	1	0	0
		WAYNE	0	1	1	0	0
		<b>Total</b>	<b>9</b>	<b>11</b>	<b>35</b>	<b>27</b>	<b>0</b>
	Landmark of Danville Rehabilitation and Nursing Center, LLC						
		ADAIR	0	0	0	1	0
		ANDERSON	0	0	1	1	0
		BOYLE	1	6	13	20	0
		FAYETTE	0	0	1	2	0
		GARRARD	0	1	4	2	0
		JESSAMINE	0	0	1	0	0
		LINCOLN	0	2	3	7	0
		MADISON	1	0	0	0	0
		MERCER	2	0	3	0	0
		POWELL	0	0	0	1	0



**Table 30 - 2023 Kentucky Long Term Care Facility Patient Origin  
Facility ADD and Facility by Patient County of Residence**

<b>ADD</b>	<b>Facility Name</b>	<b>Patient County</b>	<b>Under 65</b>	<b>65-74</b>	<b>75-84</b>	<b>Over 85</b>	<b>Unknown</b>
		TAYLOR	0	0	0	1	0
		WASHINGTON	1	0	0	0	0
		WAYNE	0	0	0	1	0
		<b>Total</b>	<b>5</b>	<b>9</b>	<b>26</b>	<b>36</b>	<b>0</b>
	Landmark of Lancaster Rehabilitation and Nursing						
		BARREN	0	0	0	1	0
		BOYLE	1	2	4	5	0
		FAYETTE	0	3	2	1	0
		GARRARD	6	3	14	15	0
		JESSAMINE	0	0	2	2	0
		LINCOLN	1	3	8	5	0
		MADISON	1	2	1	2	0
		ROCKCASTLE	0	1	0	0	0
		<b>Total</b>	<b>9</b>	<b>14</b>	<b>31</b>	<b>31</b>	<b>0</b>
	Lexington Country Place						
		CASEY	0	0	0	1	0
		FAYETTE	2	5	9	54	0
		JESSAMINE	0	0	0	2	0
		MADISON	0	0	0	1	0
		SCOTT	0	0	0	1	0
		WOODFORD	0	0	0	4	0
		<b>Total</b>	<b>2</b>	<b>5</b>	<b>9</b>	<b>63</b>	<b>0</b>
	Lexington Premier Nursing and Rehab, LLC						
		ANDERSON	0	1	0	0	0
		BOURBON	0	0	1	1	0
		BOYD	1	0	0	0	0
		CARTER	0	1	0	0	0
		CLARK	0	1	2	2	0
		FAYETTE	13	15	26	25	0
		FLEMING	1	0	0	0	0
		FRANKLIN	0	1	0	1	0

**Table 30 - 2023 Kentucky Long Term Care Facility Patient Origin  
Facility ADD and Facility by Patient County of Residence**

ADD	Facility Name	Patient County	Under 65	65-74	75-84	Over 85	Unknown
		JESSAMINE	1	2	3	2	0
		LETCHER	0	0	0	1	0
		MADISON	1	2	0	0	0
		OLDHAM	0	0	0	1	0
		PIKE	1	0	0	0	0
		SCOTT	0	0	0	1	0
		WOODFORD	0	0	2	0	0
		<b>Total</b>	<b>18</b>	<b>23</b>	<b>34</b>	<b>34</b>	<b>0</b>
	Madison Health and Rehabilitation Center	CASEY	0	1	0	0	0
		CLARK	2	1	0	0	0
		ESTILL	1	0	0	2	0
		FAYETTE	5	4	3	1	0
		GARRARD	1	1	1	1	0
		JACKSON	1	0	1	1	0
		JESSAMINE	0	1	1	0	0
		MADISON	12	10	11	5	0
		OLDHAM	0	0	0	1	0
		OWSLEY	0	0	1	0	0
		ROCKCASTLE	0	1	0	0	0
		WOODFORD	1	0	0	0	0
		<b>Total</b>	<b>23</b>	<b>19</b>	<b>18</b>	<b>11</b>	<b>0</b>
	Mayfair Manor	BOYD	0	0	1	0	0
		CHRISTIAN	0	0	0	1	0
		CLARK	0	1	2	1	0
		FAYETTE	5	13	17	21	0
		FRANKLIN	0	0	0	1	0
		HARRISON	0	0	0	1	0
		IN	0	0	0	1	0
		JESSAMINE	0	1	0	1	0

**Table 30 - 2023 Kentucky Long Term Care Facility Patient Origin  
Facility ADD and Facility by Patient County of Residence**

<b>ADD</b>	<b>Facility Name</b>	<b>Patient County</b>	<b>Under 65</b>	<b>65-74</b>	<b>75-84</b>	<b>Over 85</b>	<b>Unknown</b>
		MADISON	1	0	1	2	0
		VA	0	0	1	0	0
		WHITLEY	0	0	0	1	0
		WOLFE	0	1	0	0	0
		WOODFORD	0	1	2	0	0
		<b>Total</b>	<b>6</b>	<b>17</b>	<b>24</b>	<b>30</b>	<b>0</b>
	Mayfair Village Retirement Center	FAYETTE	1	1	3	13	0
		<b>Total</b>	<b>1</b>	<b>1</b>	<b>3</b>	<b>13</b>	<b>0</b>
	McDowell Place of Danville	BOYLE	0	0	0	0	0
		<b>Total</b>	<b>0</b>	<b>0</b>	<b>0</b>	<b>0</b>	<b>0</b>
	Morning Pointe of Danville	BOYLE	0	0	0	0	0
		<b>Total</b>	<b>0</b>	<b>0</b>	<b>0</b>	<b>0</b>	<b>0</b>
	Morning Pointe of Lexington	FAYETTE	2	7	22	42	0
		<b>Total</b>	<b>2</b>	<b>7</b>	<b>22</b>	<b>42</b>	<b>0</b>
	Morning Pointe of Lexington East	FAYETTE	2	4	20	21	0
		Other	0	1	4	2	0
		<b>Total</b>	<b>2</b>	<b>5</b>	<b>24</b>	<b>23</b>	<b>0</b>
	Nicholasville Nursing and Rehabilitation	FAYETTE	0	0	3	0	0
		JESSAMINE	7	14	18	17	0
		MADISON	1	0	3	0	0
		MERCER	1	0	0	0	0
		<b>Total</b>	<b>9</b>	<b>14</b>	<b>24</b>	<b>17</b>	<b>0</b>
	Northpoint Lexington Healthcare Center	ANDERSON	1	0	0	0	0
		BOURBON	0	0	1	0	0

**Table 30 - 2023 Kentucky Long Term Care Facility Patient Origin  
Facility ADD and Facility by Patient County of Residence**

<b>ADD</b>	<b>Facility Name</b>	<b>Patient County</b>	<b>Under 65</b>	<b>65-74</b>	<b>75-84</b>	<b>Over 85</b>	<b>Unknown</b>
		BOYLE	2	0	0	0	0
		CLARK	0	6	0	0	0
		FAYETTE	11	12	37	33	0
		FLEMING	0	2	0	0	0
		FRANKLIN	0	4	0	0	0
		GARRARD	2	0	0	0	0
		HOPKINS	0	0	1	0	0
		JEFFERSON	0	8	0	0	0
		JOHNSON	0	0	1	0	0
		KENTON	0	1	0	0	0
		MADISON	2	3	0	0	0
		OH	0	0	2	0	0
		OWEN	0	0	1	0	0
		PERRY	0	0	2	0	0
		SCOTT	0	1	0	1	0
		TAYLOR	0	0	1	0	0
		WOODFORD	0	0	3	0	0
		<b>Total</b>	<b>18</b>	<b>37</b>	<b>49</b>	<b>34</b>	<b>0</b>
	Parkside Manor	HARRISON	35	14	2	0	0
		<b>Total</b>	<b>35</b>	<b>14</b>	<b>2</b>	<b>0</b>	<b>0</b>
	Pine Meadows Post Acute	BOURBON	0	1	1	0	0
		BOYLE	1	0	0	1	0
		CLARK	0	3	1	0	0
		FAYETTE	11	14	28	12	0
		FLEMING	0	0	1	0	0
		FRANKLIN	0	4	0	0	0
		GARRARD	0	1	0	0	0
		JEFFERSON	0	1	1	0	0
		JESSAMINE	0	0	5	3	0

**Table 30 - 2023 Kentucky Long Term Care Facility Patient Origin  
Facility ADD and Facility by Patient County of Residence**

ADD	Facility Name	Patient County	Under 65	65-74	75-84	Over 85	Unknown
		KNOX	0	0	0	1	0
		LINCOLN	0	0	1	0	0
		MADISON	1	0	3	0	0
		MARION	0	0	1	0	0
		MCCREARY	1	0	0	0	0
		MERCER	1	0	0	0	0
		MONTGOMERY	0	0	0	1	0
		OH	0	0	1	0	0
		Other	1	0	0	0	0
		POWELL	1	0	0	0	0
		ROWAN	0	0	0	1	0
		SCOTT	0	1	1	0	0
		WOODFORD	0	2	6	1	0
		<b>Total</b>	<b>17</b>	<b>27</b>	<b>50</b>	<b>20</b>	<b>0</b>
	Preston Greens Senior Living	FAYETTE	0	0	0	0	0
		<b>Total</b>	<b>0</b>	<b>0</b>	<b>0</b>	<b>0</b>	<b>0</b>
	Sayre Christian Village Nursing Home	ANDERSON	0	0	1	0	0
		BOONE	0	0	0	1	0
		BOURBON	0	0	1	0	0
		CHRISTIAN	0	0	0	2	0
		CLARK	0	0	0	1	0
		CLINTON	1	0	0	0	0
		FAYETTE	2	11	34	65	0
		GARRARD	0	0	1	0	0
		JEFFERSON	0	2	0	0	0
		JESSAMINE	0	0	0	4	0
		KENTON	0	0	0	1	0
		LINCOLN	0	0	1	0	0
		MADISON	0	0	2	0	0

**Table 30 - 2023 Kentucky Long Term Care Facility Patient Origin  
Facility ADD and Facility by Patient County of Residence**

<b>ADD</b>	<b>Facility Name</b>	<b>Patient County</b>	<b>Under 65</b>	<b>65-74</b>	<b>75-84</b>	<b>Over 85</b>	<b>Unknown</b>
		MERCER	0	0	0	1	0
		Other	0	0	1	0	0
		ROWAN	0	1	0	0	0
		SCOTT	0	1	4	1	0
		VA	0	0	1	0	0
		WOODFORD	0	0	0	4	0
		<b>Total</b>	<b>3</b>	<b>15</b>	<b>46</b>	<b>80</b>	<b>0</b>
	Shady Lawn						
		HARRISON	0	0	0	0	0
		<b>Total</b>	<b>0</b>	<b>0</b>	<b>0</b>	<b>0</b>	<b>0</b>
	Signature Healthcare at Heritage Hall Rehab						
		ANDERSON	3	2	11	8	0
		BOYLE	0	1	0	0	0
		FAYETTE	1	2	2	0	0
		FRANKLIN	4	3	12	3	0
		HARRISON	0	0	1	0	0
		JESSAMINE	0	0	0	1	0
		MERCER	0	0	3	1	0
		OH	0	0	1	0	0
		PULASKI	1	0	0	0	0
		SHELBY	1	0	0	0	0
		SPENCER	1	0	0	0	0
		WASHINGTON	0	0	0	1	0
		WOODFORD	0	1	0	2	0
		<b>Total</b>	<b>11</b>	<b>9</b>	<b>30</b>	<b>16</b>	<b>0</b>
	Signature Healthcare at Tanbark Rehab						
		Other	0	0	0	0	0
		<b>Total</b>	<b>0</b>	<b>0</b>	<b>0</b>	<b>0</b>	<b>0</b>
	Signature Healthcare of Georgetown						
		ADAIR	0	0	0	1	0
		BOURBON	0	2	2	0	0

**Table 30 - 2023 Kentucky Long Term Care Facility Patient Origin  
Facility ADD and Facility by Patient County of Residence**

ADD	Facility Name	Patient County	Under 65	65-74	75-84	Over 85	Unknown
		FAYETTE	2	6	1	3	0
		FRANKLIN	0	1	2	3	0
		GRANT	0	0	0	1	0
		HARRISON	1	0	3	1	0
		JESSAMINE	0	0	0	2	0
		MADISON	0	0	0	1	0
		MERCER	1	0	0	0	0
		NELSON	0	0	0	1	0
		Other	0	0	0	1	0
		PERRY	0	0	0	1	0
		SCOTT	2	6	7	8	0
		WOODFORD	0	0	0	1	0
		<b>Total</b>	<b>6</b>	<b>15</b>	<b>15</b>	<b>24</b>	<b>0</b>
	Stanford Care and Rehab	ADAIR	0	1	0	0	0
		BARREN	1	0	0	0	0
		BELL	1	0	0	0	0
		BOYLE	7	5	6	3	0
		CASEY	0	1	1	0	0
		CLARK	2	0	0	0	0
		CLAY	0	0	1	0	0
		ESTILL	0	0	0	1	0
		FAYETTE	0	2	0	0	0
		GARRARD	1	0	2	0	0
		GRAVES	1	0	0	0	0
		HARDIN	0	0	0	1	0
		JEFFERSON	1	0	0	0	0
		JESSAMINE	1	0	0	2	0
		LAUREL	1	0	0	0	0
		LINCOLN	7	11	17	11	0
		MADISON	0	1	0	0	0

**Table 30 - 2023 Kentucky Long Term Care Facility Patient Origin  
Facility ADD and Facility by Patient County of Residence**

<b>ADD</b>	<b>Facility Name</b>	<b>Patient County</b>	<b>Under 65</b>	<b>65-74</b>	<b>75-84</b>	<b>Over 85</b>	<b>Unknown</b>
		MARION	0	1	0	0	0
		MCCREARY	1	0	0	0	0
		MERCER	2	1	0	1	0
		PULASKI	5	5	2	1	0
		ROCKCASTLE	2	0	1	1	0
		<b>Total</b>	<b>33</b>	<b>28</b>	<b>30</b>	<b>21</b>	<b>0</b>
	Stanton Nursing and Rehabilitation Center						
		CLARK	4	3	3	2	0
		ESTILL	2	2	2	4	0
		FLOYD	0	1	0	0	0
		LEE	0	1	1	0	0
		MADISON	1	1	1	1	0
		MONTGOMERY	3	1	1	0	0
		MORGAN	0	0	1	0	0
		OWSLEY	1	0	0	0	0
		PIKE	0	0	1	0	0
		POWELL	7	5	11	12	0
		WOLFE	1	0	0	1	0
		<b>Total</b>	<b>19</b>	<b>14</b>	<b>21</b>	<b>20</b>	<b>0</b>
	Taylor Manor Nursing Home						
		BOYLE	0	0	1	0	0
		FAYETTE	0	0	6	5	0
		FRANKLIN	0	1	1	2	0
		LOGAN	0	1	0	0	0
		NELSON	0	0	0	1	0
		OH	0	0	0	1	0
		Other	0	0	0	1	0
		WOODFORD	0	0	2	7	0
		<b>Total</b>	<b>0</b>	<b>2</b>	<b>10</b>	<b>17</b>	<b>0</b>
	Telford Terrace						
		MADISON	0	1	2	20	0



**Table 30 - 2023 Kentucky Long Term Care Facility Patient Origin  
Facility ADD and Facility by Patient County of Residence**

ADD	Facility Name	Patient County	Under 65	65-74	75-84	Over 85	Unknown
		Other	0	0	0	1	0
		<b>Total</b>	<b>0</b>	<b>1</b>	<b>2</b>	<b>21</b>	<b>0</b>
	The Homeplace At Midway						
		BOONE	0	0	0	1	0
		FAYETTE	0	0	4	6	0
		FRANKLIN	0	0	1	1	0
		HARDIN	0	0	0	1	0
		IL	0	0	0	0	0
		IN	0	0	1	0	0
		KENTON	0	0	0	1	0
		LEE	0	0	0	1	0
		MADISON	0	0	1	0	0
		SCOTT	0	0	0	1	0
		TRIGG	0	0	1	0	0
		WOODFORD	0	0	0	3	0
		<b>Total</b>	<b>0</b>	<b>0</b>	<b>8</b>	<b>15</b>	<b>0</b>
	The Lantern at Morning Pointe						
		FAYETTE	1	4	18	17	0
		<b>Total</b>	<b>1</b>	<b>4</b>	<b>18</b>	<b>17</b>	<b>0</b>
	The Terrace Nursing and Rehabilitation						
		ANDERSON	0	0	0	2	0
		ESTILL	0	2	0	3	0
		FAYETTE	0	1	1	0	0
		GARRARD	0	0	3	2	0
		JACKSON	0	0	1	1	0
		MADISON	4	7	35	29	0
		Other	1	1	0	0	0
		ROCKCASTLE	0	0	0	1	0
		<b>Total</b>	<b>5</b>	<b>11</b>	<b>40</b>	<b>38</b>	<b>0</b>

**Table 30 - 2023 Kentucky Long Term Care Facility Patient Origin  
Facility ADD and Facility by Patient County of Residence**

<b>ADD</b>	<b>Facility Name</b>	<b>Patient County</b>	<b>Under 65</b>	<b>65-74</b>	<b>75-84</b>	<b>Over 85</b>	<b>Unknown</b>
	The Willows at Citation	BOURBON	0	0	1	0	0
		BREATHITT	0	0	0	1	0
		CLARK	0	0	1	1	0
		FAYETTE	1	4	4	13	0
		FRANKLIN	0	0	4	2	0
		HARRISON	0	0	0	1	0
		JESSAMINE	0	0	1	0	0
		MADISON	0	0	2	0	0
		NELSON	0	0	0	2	0
		OH	0	0	0	1	0
		Other	0	0	0	1	0
		OWEN	0	0	1	0	0
		SCOTT	0	0	0	2	0
		WOODFORD	0	0	1	2	0
		<b>Total</b>	<b>1</b>	<b>4</b>	<b>15</b>	<b>26</b>	<b>0</b>
	The Willows at Fritz Farm	ANDERSON	0	0	1	1	0
		BOURBON	0	0	1	0	0
		CLARK	0	0	1	0	0
		FAYETTE	0	3	11	18	0
		FRANKLIN	0	1	0	0	0
		HARDIN	0	0	1	0	0
		JESSAMINE	0	0	0	2	0
		LESLIE	0	0	1	0	0
		MADISON	0	1	1	1	0
		Other	0	0	0	1	0
		SCOTT	0	0	1	0	0
		WOODFORD	0	0	1	0	0
		<b>Total</b>	<b>0</b>	<b>5</b>	<b>19</b>	<b>23</b>	<b>0</b>

**Table 30 - 2023 Kentucky Long Term Care Facility Patient Origin  
Facility ADD and Facility by Patient County of Residence**

<b>ADD</b>	<b>Facility Name</b>	<b>Patient County</b>	<b>Under 65</b>	<b>65-74</b>	<b>75-84</b>	<b>Over 85</b>	<b>Unknown</b>
	The Willows at Hamburg	BOYD	1	0	0	1	0
		CLARK	0	0	0	2	0
		FAYETTE	0	2	10	20	0
		FRANKLIN	0	1	0	0	0
		HARLAN	0	1	0	0	0
		JESSAMINE	0	0	1	0	0
		LAUREL	0	0	0	1	0
		LEWIS	0	0	0	1	0
		OH	0	0	1	0	0
		Other	0	0	0	1	0
		ROWAN	0	0	1	0	0
		SCOTT	0	1	1	0	0
		WOODFORD	0	1	0	0	2
		<b>Total</b>	<b>1</b>	<b>6</b>	<b>14</b>	<b>26</b>	<b>2</b>
	The Willows at Harrodsburg	ANDERSON	1	1	2	2	0
		BOYLE	0	0	0	7	0
		FAYETTE	0	0	1	1	0
		FRANKLIN	0	0	0	1	0
		GREEN	0	0	1	0	0
		JESSAMINE	0	0	0	1	0
		LYON	0	0	0	1	0
		MARION	0	0	1	0	0
		MERCER	0	0	3	7	0
		WASHINGTON	0	1	2	1	0
		WOODFORD	0	1	0	0	0
		<b>Total</b>	<b>1</b>	<b>3</b>	<b>10</b>	<b>21</b>	<b>0</b>
	Thomson Hood Veterans Center	ADAIR	0	0	1	1	0
		ANDERSON	0	0	1	0	0

**Table 30 - 2023 Kentucky Long Term Care Facility Patient Origin  
Facility ADD and Facility by Patient County of Residence**

ADD	Facility Name	Patient County	Under 65	65-74	75-84	Over 85	Unknown
		BARREN	0	0	0	1	0
		BOONE	0	1	0	1	0
		BOURBON	0	0	1	0	0
		BOYLE	0	2	0	3	0
		CARTER	0	1	0	0	0
		CLARK	1	0	0	7	0
		CLAY	0	0	1	0	0
		CLINTON	0	0	1	0	0
		ESTILL	0	0	1	0	0
		FAYETTE	0	6	12	25	0
		FRANKLIN	1	0	0	4	0
		GARRARD	0	1	0	0	0
		GRAYSON	1	0	0	0	0
		HARRISON	0	0	0	2	0
		HENRY	0	0	2	0	0
		JEFFERSON	0	1	0	0	0
		JESSAMINE	1	0	3	8	0
		JOHNSON	0	0	1	0	0
		KENTON	0	0	1	0	0
		KNOX	0	0	1	0	0
		LINCOLN	0	0	0	3	0
		MADISON	0	0	1	1	0
		MARION	0	1	0	0	0
		MERCER	0	0	2	0	0
		MONTGOMERY	0	0	1	0	0
		Other	0	0	1	0	0
		OWEN	0	0	0	1	0
		PIKE	0	0	0	1	0
		POWELL	0	0	1	0	0
		SCOTT	0	0	1	1	0
		SHELBY	0	1	0	1	0

**Table 30 - 2023 Kentucky Long Term Care Facility Patient Origin  
Facility ADD and Facility by Patient County of Residence**

<b>ADD</b>	<b>Facility Name</b>	<b>Patient County</b>	<b>Under 65</b>	<b>65-74</b>	<b>75-84</b>	<b>Over 85</b>	<b>Unknown</b>
		TRIMBLE	0	0	1	0	0
		WASHINGTON	0	0	1	3	0
		WOODFORD	0	0	4	3	0
		<b>Total</b>	<b>4</b>	<b>14</b>	<b>39</b>	<b>66</b>	<b>0</b>
	Wesley Village	JESSAMINE	0	0	0	1	0
		<b>Total</b>	<b>0</b>	<b>0</b>	<b>0</b>	<b>1</b>	<b>0</b>
		<b>ADD:15 Total</b>	<b>447</b>	<b>637</b>	<b>1,085</b>	<b>1,131</b>	<b>93</b>
	<b>State Total</b>		<b>3,319</b>	<b>4,923</b>	<b>7,041</b>	<b>6,599</b>	<b>333</b>

**KENTUCKY ANNUAL  
LONG-TERM CARE SERVICES  
REPORT**



**KENTUCKY CABINET FOR  
HEALTH AND FAMILY SERVICES**

**SECTION VII: FACILITY COMMENTS**

**Table 31 - 2023 Long Term Care - Facility Comments**

License	Facility	Page	Facility Comments
100947	Arcadia Senior Living Louisville	LTCResidentActivity	ARCADIA ONLY HAS ACCESS TO OUR RECORDS FROM 6/27/23-PRESENT
100728	Baptist Health Deaconess Madisonville (LTC)	LTCResidentActivity	LICENSE ACTIVE, BEDS HELD IN ABEYANCE
100766	Baptist Health Paducah (TCU)	LTC All	NURSING FACILITY TEMPORARILY CLOSED 3/23/2017
100506	Bedford Springs Health and Rehabilitation	LTCResidentActivity	WE HAD A WARD THAT WOULD HOLD 4 BEDS THAT WAS MODIFIED TO HOLD ONLY 2 BEDS FOR SHORT TERM REHAB ADMITS. THIS OCCURRED PRIOR TO PURCHASE OF THE FACILITY BY THE CURRENT OWNERS 4+ YEARS AGO.
100891	Belmont Village	LTCPCComment	BELMONT VILLAGE DID NOT HAVE ANY RESIDENT THAT MET THE SMI CRITERIA IN 2023.
100891	Belmont Village	LTCResidentActivity	RESIDENT LICENSE BEDS IN OPERATIONS- DEPENDING ON THE CONFIGURATION OF THE APARTMENT PURCHASED. APARTMENTS CAN BE CONFIGURED TO HAVE ADDITIONAL PRIVATE ROOMS.
100319	Berea Health and Rehabilitation	LTCResidentActivity	84 LIC BEDS WITH 2 BEDS OUT OF OPERATION
100492	Bluegrass Care and Rehabilitation Center	LTCResidentActivity	THE BEDS NOT IN OPERATION NEED TO BE REFURBISHED
101294	Bluegrass Way	LTCICFComment	BLUEGRASS WAY ONLY HAS PERSONAL CARE SERVICES
101294	Bluegrass Way	LTCPCComment	BLUEGRASS WAY DID NOT HAVE ANY RESIDENTS WITH SMI.
101367	Boonesboro Trail Senior Living	LTCPCComment	BOONESBORO TRAIL SENIOR LIVING DID NOT HAVE ANY RESIDENTS DURING CALENDAR YEAR 2023 THAT MET THE SMI CRITERIA.
100024	Bourbon Heights	LTCResidentActivity	THIS ROOM IS UNUSABLE.
100689	Boyd Nursing and Rehabilitation Center	LTCResidentActivity	ADMINISTRATOR INDICATED THAT THE 2023 CENSUS IS CORRECT WHICH DIFFERS FROM THE 2022 ENDING CENSUS OF 56
100542	Bradford Square Center	LTC All	BRADFORD SQUARE WAS PURCHASED 02.02.24, I DO NOT HAVE ACCESS TO ALL DATA FOR 2023. I HAVE COMPLETED WITH AS MUCH INFORMATION AS I COULD ACCESS.
100334	Brandenburg Nursing and Rehabilitation	LTCResidentActivity	BEGINNING CENSUS AS OF 01/01/2023 AT 12:01AM IS 53 IN HOUSE WITH ONE ON A PAID BED HOLD FOR A TOTAL OF 54 AND THE ENDING CENSUS FOR 12/31/2023 AT 11:59PM IS 53.  ONLY USING 55 BEDS AS ONE ROOM WITH 2 BEDS WAS BEING USED AS AN OFFICE FOR STAFF TEMPORARILY, WILL BE CONVERTED BACK INTO RESIDENT ROOMS IN FEBRUARY 2024
101175	Bridgepointe at Ashgrove Woods	LTCPayorSource	WE ARE ALL PRIVATE PAY

**Table 31 - 2023 Long Term Care - Facility Comments**

License	Facility	Page	Facility Comments
101175	Bridgepointe at Ashgrove Woods	LTCResidentActivity	70 BEDS INCLUDE 19 ROOMS THAT ARE LICENSED FOR DOUBLE OCCUPANCY.
100183	Brighton Cornerstone Health Care	LTCResidentActivity	THE STATE HAS ACKNOWLEDGED AND APPROVED OUR REQUEST THAT 26 OF THE TOTAL BEDS ARE NOW CONSIDERED NON-OPERATIONAL EFFECTIVE JULY 1, 2023.
100329	Calvert City Convalescent Center	LTCPCComment	WE DO NOT HAVE ANY PC BEDS.
100751	Cedar Ridge Health Campus	LTCPCComment	WE DID NOT HAVE ANY SMI RESIDENTS
101181	Central Ky Recovery Center Unit 1	LTCResidentActivity	LICENSE ACTIVE, BEDS HELD IN ABEYANCE
101388	Charter Senior Living of Paducah	LTCResidentActivity	INITIAL LICENSE WAS RECEIVED ON JULY 19, 2023. THIS ACCOUNTS FOR THE VARIANCE IS POTENTIAL DAYS.
100691	Christian Health Center of Bowling Green	LTCCensusOrigin	TOTAL ENDING CENSUS IS 45
100691	Christian Health Center of Bowling Green	LTCResidentActivity	WE HAVE 23 NURSING HOME-CCRC. PER ADMINISTRATOR, BEGINNING 2023 CENSUS IS CORRECT AT 20 WHICH IS ONE MORE THAN THE ENDING 2022 CENSUS OF 21.
100740	Clark Regional Medical Center Transitional Care Unit	LTC All	UNIT CLOSED EFFECTIVE JULY 28, 2023
100180	Clinton Hickman County Nursing Facility	LTCPCComment	WE HAVE HAD NO PERSONAL CARE RESIDENTS WITH A SMI.
100267	Covington Ladies Home	LTCCensusOrigin	WE ARE PERSONAL CARE.
100267	Covington Ladies Home	LTCPCComment	WE HAVE NO RESIDENTS WITH SMI
100267	Covington Ladies Home	LTCResidentActivity	USING ONE ROOM UNTIL IT IS NEEDED FOR OUR DIRECTOR OF NURSING'S OFFICE.
100067	Covingtons Convalescent Center	LTCResidentActivity	LICENSE ACTIVE, BEDS HELD IN ABEYANCE
100079	Crittenden County Health and Rehabilitation Center	LTCResidentActivity	PC BEDS WERE NOT UTILIZED IN 2023
100471	Cumberland Valley Nursing and Rehabilitation Center	LTCPCComment	NO PC
100084	Davco Rest Home	LTCResidentActivity	ENDING 2022 CENSUS SHOULD HAVE BEEN 51, RATHER THAN 52
100413	Dishman Personal Care Home	LTCCensusDeath	NO DEATHS IN DECEMBER 2023
100413	Dishman Personal Care Home	LTCResidentActivity	DATA FOR DECEMBER 1-31, 2023, ONLY. DATA FROM PREVIOUS OWNER NOT AVAILABLE.
101301	Dominion Senior Living of Frankfort	LTCResidentActivity	ENDING 2022 CENSUS IS 46. ADMINISTRATOR STATES THAT BEGINNING 2023 CENSUS IS CORRECT.
101283	Dominion Senior Living of Richmond	LTCCensusOrigin	PERSONAL CARE HOME



**Table 31 - 2023 Long Term Care - Facility Comments**

License	Facility	Page	Facility Comments
100205	Eastern Star Home in KY	LTCICFComment	NO TRANSFERS OF ICF RESIDENTS ARE PENDING OR OCCURRED DURING THIS PERIOD
101299	Emerald Trace	LTCResidentActivity	PC BEDS EXCHANGED FOR NF BEDS 1/1/2023 AT 12:00AM
100203	Episcopal Church Home	LTCICFComment	EPISCOPAL CHURCH HOME HAS NO ICF/IDD INDIVIDUALS
100203	Episcopal Church Home	LTCPCComment	EPISCOPAL CHURCH HOME DID NOT HAVE RESIDENTS THAT MET SMI CRITERIA
100203	Episcopal Church Home	LTCResidentActivity	WE HAVE 26 NURSING FACILITY LONG-TERM CARE BEDS IN SERVICE AND 35 NURSING FACILITY BEDS IN ABEYANCE WE ALSO HAVE 48 PERSONAL CARE BEDS IN SERVICE AND 22 PERSONAL CARE BEDS IN ABEYANCE. ENDING 2022 PC CENSUS SHOULD HAVE BEEN 12.
100747	Flaget Memorial Hospital NF	LTCResidentActivity	LICENSE ACTIVE, BEDS HELD IN ABEYANCE
100074	Fountain Circle Care and Rehab Ctr	LTCResidentActivity	WE ARE CURRENTLY NOT UTILIZING THOSE ROOMS FOR PATIENTS. NEED RENOVATED.
100196	Franciscan Health Care Center	LTCResidentActivity	ADMINISTRATOR CONFIRMED THAT THE BEGINNING 2023 CENSUS IS CORRECT.
100355	Friendship Health and Rehab	LTCResidentActivity	LICENSE ACTIVE BUT BEDS ARE BEING HELD IN ABEYANCE
100887	Gaither Suites at West Park	LTCPCComment	ZERO RESIDENT DAYS FOR RESIDENTS WITH SMI
101231	Gardens At Hickory Woods	LTCPCComment	WE DO NOT HAVE ANY RESIDENTS WITH SMI
100516	Good Shepherd Community Nursing Center	LTCResidentActivity	PC BEDS ARE CURRENTLY NON-OPERATIONAL
100150	Grayson Nursing and Rehab Center	LTCPayorSource	OTHER REPRESENTS HOSPICE OTHER FOR PERSONAL CARE REPRESENTS MEDICAID STATE AID
100342	Greenville Nursing and Rehabilitation	LTCPCComment	GREENVILLE DID NOT HAVE SMI RESIDENTS ON PC
101321	Hallmark House Louisville II	LTCResidentActivity	THESE NUMBERS ARE FROM 9/1/23 TO 12/31/23. THE INFO PRIOR TO 9/1/23 WERE MANAGED BY A DIFFERENT HEALTH CARE COMPANY AND WE DO NOT HAVE ACCESS TO THAT INFORMATION.
101356	Harmony at Tucker Station	LTCPayorSource	ALL RESIDENTS IN OUR PC HOME ARE PRIVATE PAY.
101356	Harmony at Tucker Station	LTCResidentActivity	WE ARE A NEWLY LICENSED PERSONAL CARE HOME IN KY. WE OPENED OUR DOORS AND MOVED-IN OUR FIRST RESIDENT ON 7/14/2023.
100336	Harpers Home for the Aged	LTCPCComment	HARPER'S HOME FOR THE AGED DOES NOT HAVE ANY SMI RESIDENTS
100172	Hart County Manor	LTCResidentActivity	NEW OWNER IN OCTOBER 2023. DATA FROM PREVIOUS OWNER IS NOT AVAILABLE. DATA LISTED IS FROM OCTOBER-DECEMBER.
100462	Hazard Health and Rehabilitation Center	LTCResidentActivity	OUR 100 UNIT WAS SHUT DOWN DUE TO STAFFING ISSUES AFTER COVID.

**Table 31 - 2023 Long Term Care - Facility Comments**

License	Facility	Page	Facility Comments
100174	Henderson Manor	LTCResidentActivity	ENDING 2022 CENSUS WAS ENTERED INCORRECTLY, SHOULD BE 26.
100086	Hermitage Care and Rehabilitation Center	LTCResidentActivity	ENDING 2022 ENDING CENSUS WAS INCORRECT AND SHOULD MATCH THE BEGINNING 2023 CENSUS
100726	Highlands ARH Regional Medical Center (NF)	LTCResidentActivity	ALL 18 BEDS ARE STILL LICENSED BUT NOT OPERATIONAL DUE TO STAFFING ISSUES
100212	Hillcreek Rehabilitation and Care	LTCResidentActivity	DATA IS FROM JANUARY - JULY, 2023. LICENSE IS ACTIVE, BUT THE BEDS ARE BEING HELD IN ABEYANCE AS OF JULY OF 2023.
100189	Hillside Center	LTCICFComment	NO ONE IN TRANSITION STATUS
100189	Hillside Center	LTCPCComment	NO PERSONAL CARE PROVIDED
101379	HOH Healthcare, LLC	LTCPCComment	THE FACILITY DID NOT HAVE ANY RESIDENTS DURING 2023 THAT MET THE SMI CRITERIA.
100408	Hopkins Center	LTCPayorSource	A CHANGE OF OWNERSHIP OCCURRED ON 10/20/2023. THE 2 PAYER DAYS IN THE "OTHER" CATEGORY REFLECT 2 "UNPAID" PATIENT DAYS THAT THE FACILITY COVERED.
100408	Hopkins Center	LTCPCComment	NO PC RESIDENTS
100408	Hopkins Center	LTCResidentActivity	DUE TO A CHANGE IN OWNERSHIP OCCURRING 10/20/2023, WE DO NOT HAVE COMPLETE RECORDS FOR THE FULL 2023 YEAR. THIS DATA REFLECTS ONLY 10/20/2023 TO 12/31/2023. POTENTIAL PATIENT DAYS STILL REFLECT 365 DAYS.
100437	Irvine Nursing and Rehabilitation	LTCResidentActivity	2022 SURVEY WAS REPORTED WITH 2 ENDING CENSUS FOR PERSONAL CARE. IT SHOULD HAVE BEEN REPORTED AS 1.
100349	Johnson Mathers Nursing Home	LTCResidentActivity	LICENSE HELD IN ABEYANCE, NON-OPERATIONAL BEDS
100140	Jonesville Rest Home	LTCCensusAge	FACILITY CLOSED ON 9/1/2023
100140	Jonesville Rest Home	LTCResidentActivity	BEDS BEING HELD IN ABEYANCE AS OF 9/1/2023
100765	Kindred Hospital - Louisville (SNF)	LTCResidentActivity	3 BEDS BEING UTILIZED AS PRIVATE ROOMS
100031	King's Daughters Rehab and Skilled Nursing Facility	LTC All	0 PATIENT DAYS FOR THE REPORTING PERIOD.
100040	Landmark of Breathitt County Rehabilitation and Nursing Center, LLC	LTCICFComment	AS OF 12/31/23 NO INDIVIDUALS FOR TRANSITION OR WAITING LIST
100040	Landmark of Breathitt County Rehabilitation and Nursing Center, LLC	LTCPCComment	NOT A PERSONAL CARE FACILITY

**Table 31 - 2023 Long Term Care - Facility Comments**

License	Facility	Page	Facility Comments
100040	Landmark of Breathitt County Rehabilitation and Nursing Center, LLC	LTCResidentActivity	ENDING 2022 CENSUS SHOULD HAVE BEEN 31, NOT 35, PER ADMINISTRATOR.
100037	Landmark of Danville Rehabilitation and Nursing Center, LLC	LTCResidentActivity	BEGINNING 2023 CENSUS IS ONE LESS THAN 2022 ENDING CENSUS DUE TO ONE PATIENT DEATH
100208	Landmark of Iroquois Park and Nursing Center	LTCResidentActivity	ENDING 2022 CENSUS VARIES SLIGHTLY FROM BEGINNING 2023 CENSUS. ADMINISTRATOR CONFIRMS THAT BEGINNING 2023 CENSUS IS CORRECT.
100536	Landmark of River City Rehabilitation and Nursing	LTCResidentActivity	ADMIN. STATES THAT 74 IS CORRECT BEGINNING CENSUS WHICH DIFFERS SLIGHTLY FROM THE 2022 ENDING CENSUS
101330	Legacy Reserve at Fritz Farm	LTCCensusDeath	1 HOSPICE
100390	Lewis Memorial Methodist Home	LTCResidentActivity	BEDS HELD IN ABEYANCE
100527	Lexington Country Place	LTCICFComment	NO ICF
100527	Lexington Country Place	LTCPCComment	LEXINGTON COUNTRY PLACE DOES NOT HAVE ANY RESIDENTS IN PERSONAL CARE WITH SMI
100376	Life Care Center of Morehead	LTCResidentActivity	ONE OF OUR ROOMS IS CERTIFIED AS A 3-BED WARD ROOM, BUT DUE TO THE LIMITED SPACE IN THE ROOM IT IS USED AS A SEMI-PRIVATE ROOM.
100641	Little Sisters of the Poor	LTCCensusOrigin	1 EACH FROM THE STATES OF MARYLAND MD (75-84), MINNESOTA MN (65-74), TEXAS TX (85 +), AND VERMONT VT (75-84)
100224	Louisville Protestant Altenheim	LTCResidentActivity	ENDING 2022 CENSUS SHOULD HAVE BEEN ENTERED AS 18, PER DANIEL SUTTON.
100192	Lyndon Woods Care and Rehabilitation	LTCResidentActivity	CURRENT ADMINISTRATOR CONFIRMS THAT 2023 BEGINNING CENSUS IS CORRECT.
100190	Madisonville Rest Home I LLC	LTCCensusAge	=ENDING CENSUS
100647	Magnolia Village	LTCCensusAge	ALL ADMISSIONS FOR 2023
100225	Masonic Home of Louisville	LTCResidentActivity	AFTER ADDITIONAL REVIEW OF THE 2023 SURVEY, IT WAS DETERMINED THAT THE 2022 SURVEY HAD ENTRY ERRORS. THE 2023 DATA IS CORRECT.
100386	Masonic Home of Shelbyville	LTCResidentActivity	ADDITIONAL BEDS BEING HELD IN ABEYANCE.
100653	Mayfair Village Retirement Center	LTCPayorSource	MAYFAIR VILLAGE HAS 24 LICENSED PERSONAL CARE BEDS.
100481	Mayfield Health and Rehabilitation	LTCResidentActivity	BEDS HELD IN ABEYANCE UNTIL NEW CON IS FINALIZED.
100727	McDowell Skilled Nursing Facility	LTCResidentActivity	THE NF BEDS WERE NOT UTILIZED IN 2023.
101087	Morning Pointe of Frankfort	LTCCensusAge	WE HAVE NO RESIDENTS UNDER THE AGE OF 65 AND NO RESIDENTS WITH UNKNOWN DATES OF BIRTH

**Table 31 - 2023 Long Term Care - Facility Comments**

License	Facility	Page	Facility Comments
101087	Morning Pointe of Frankfort	LTCCensusDeath	WE HAD NO DEATHS OF THOSE UNDER 65, AGES OF 75-84 AND NO RESIDENTS DIE WITH AN UNKNOWN DATE OF BIRTH
101086	Morning Pointe of Richmond	LTCResidentActivity	PER ADMINISTRATOR, ENDING 2022 CENSUS SHOULD HAVE BEEN ENTERED AS 40
101057	Morning Pointe of Russell	LTCCensusAge	1 WAS COUNTED AS PHYSICAL MOVE IN FOR 2023 (FINANCIAL MOVE IN), BUT RESIDENT PHYSICALLY MOVED IN IN JANUARY 2023. 3 OTHER RESIDENTS INCLUDED IN ENDING CENSUS ON 12/21/2023 WERE 3 SECOND RESIDENTS (SPOUSES OF RESIDENTS).
100467	Nazareth Home	LTCResidentActivity	ENDING NF 2022 CENSUS VARIES FROM BEGINNING 2023 CENSUS. ADMINISTRATOR CONFIRMS THAT BEGINNING 2023 CENSUS IS CORRECT.
100248	Nazareth Home Clifton	LTCResidentActivity	NO PC BEDS USED IN 2023
100015	NHC HealthCare, Glasgow	LTCResidentActivity	PERSONAL CARE BEDS WERE NOT UTILIZED IN 2023.
100458	Outwood ICF/IID	LTCICFComment	INDIVIDUAL IS CURRENTLY IN THE TRANSITIONING PROCESS
100526	Owsley County Health Care Center	LTCResidentActivity	PERSONAL CARE BEDS HAVE BEEN DELICENSED.
100599	Parkview Post-Acute and Rehabilitation Center	LTCResidentActivity	BEDS HELD IN ABEYANCE
100240	Parrs at Springhurst	LTCCensusOrigin	NO NF BEDS
100990	Paul E Patton Eastern Ky Veterans Center	LTCCensusOrigin	UNKNOWN
101373	Peridot Senior Living	LTCResidentActivity	WE ARE SET UP FOR 4 APARTMENTS WITH 2 OCCUPANTS (BEDS). WE ONLY HAD ONE APARTMENT THAT HAD 2 BEDS IN IT, MARRIED COUPLE. THEY MOVED OUT TO A NURSING HOME 5/15/23 AND WE WENT DOWN TO 20 APARTMENTS, 20 BEDS AND 20 RESIDENTS.
100039	Perkins Country Manor	LTCICFComment	WE DO NOT HAVE ANYONE TRANSITIONING OR ON A WAITING LIST
100039	Perkins Country Manor	LTCPCComment	DO NOT HAVE PERSONAL CARE BEDS
100725	Pineville Community Hospital LTC	LTCResidentActivity	LICENSE ACTIVE, BEDS WERE NOT IN USE
101336	Preston Greens Senior Living	LTCCensusAge	I CANNOT ACCESS MOST OF THIS INFORMATION BECAUSE THE MANAGEMENT COMPANY THAT MANAGED THE BUILDING IN 2023 IS NO LONGER THE CURRENT COMPANY. I DID NOT BEGIN AS THE ADMINISTRATOR UNTIL DEC 11, 2023 AND ALL SYSTEMS HAVE CHANGED WITH NO ACCESS TO PRIOR SYSTEMS.

**Table 31 - 2023 Long Term Care - Facility Comments**

License	Facility	Page	Facility Comments
101336	Preston Greens Senior Living	LTC All	I CANNOT ACCESS MOST OF THIS INFORMATION BECAUSE THE MANAGEMENT COMPANY THAT MANAGED THE BUILDING IN 2023 IS NO LONGER THE CURRENT COMPANY. I DID NOT BEGIN AS THE ADMINISTRATOR UNTIL DEC 11, 2023 AND ALL SYSTEMS HAVE CHANGED WITH NO ACCESS TO PRIOR SYSTEMS.
101116	Regency Manor North	LTCResidentActivity	LOCATION CLOSED. STATE WAS NOTIFIED, BEDS WILL BE TRANSFERRED.
100503	Regis Woods	LTCResidentActivity	LICENSE IS ACTIVE, BEDS NOT UTILIZED AT THIS TIME
100427	Ridgeway Nursing and Rehabilitation	LTCResidentActivity	ENDING 2022 CENSUS WAS ENTERED AS 94 BY PREVIOUS ADMINISTRATOR. CURRENT ADMINISTRATOR CONFIRMS THAT 2023 BEGINNING CENSUS IS CORRECT.
100686	Rivers Bend Retirement Community	LTCResidentActivity	PC BEDS NOT IN USE.
100269	Rosedale Green	LTCResidentActivity	ON 1/1/23 20 PC BEDS WERE MOVED TO ROSEDALE AND 20 NF BEDS WERE TRANSFERRED TO EMERALD TRACE.
100519	Salyersville Nursing and Rehabilitation Center	LTC CensusDeath	NO PERSONAL CARE DATA.
100519	Salyersville Nursing and Rehabilitation Center	LTCResidentActivity	SALYERSVILLE NURSING AND REHAB CENTER DID NOT HAVE ANY PERSONAL CARE RESIDENTS IN 2023. PC BEDS IN ABEYANCE. ONLY 139 NF BEDS IN OPERATION DUE TO CONVERTING 6 ROOMS TO SHORT TERM ROOMS. THEY ONLY HAVE ONE BED IN EACH OF THEM.
101339	Sanders Ridge Health Campus	LTCICFComment	WE DO NOT HAVE ICF IN OUR CAMPUS
100256	Seneca Place	LTCResidentActivity	1 ROOM IS ON THE SMALL SIDE SO WE ARE OPERATING WITH IT AS PRIVATE AT THIS TIME.
101382	Shelby Farms Senior Living	LTCResidentActivity	ADMISSIONS NOT INCLUSIVE OF CURRENT RESIDENTS RETURNING TO FACILITY FROM THERAPEUTIC LEAVES OR HOSPITAL LEAVES. ENDING PC CENSUS IN 2022 SHOULD HAVE BEEN ENTERED AS 47.
100233	Signature Healthcare at Glenview	LTCResidentActivity	LICENSE ACTIVE; BEDS ARE BEING HELD IN ABEYANCE
100090	Signature Healthcare at Hillcrest	LTCResidentActivity	SOME SEMI-PRIVATE ROOMS WERE CONVERTED INTO PRIVATE ROOMS AND SOME ROOMS CONVERTED INTO OFFICES.
100226	Signature Healthcare at Meadowview Rehab	LTCResidentActivity	LICENSE IS BEING HELD IN ABEYANCE.
100570	Signature Healthcare at North Hardin Rehab	LTCResidentActivity	ADMIN STATED THAT PC BEDS ARE NOT IN USE AT THIS TIME.
100630	Signature Healthcare at Tanbark Rehab	LTC CensusAge	NF & PC LICENSES HELD IN ABEYANCE AS OF 8/23/23.
100630	Signature Healthcare at Tanbark Rehab	LTC CensusOrigin	NO PATIENTS WERE IN THE FACILITY ON 12/31/23.

**Table 31 - 2023 Long Term Care - Facility Comments**

License	Facility	Page	Facility Comments
100630	Signature Healthcare at Tanbark Rehab	LTCPCComment	FACILITY DID NOT HAVE ANY PC RESIDENTS DURING 2023 THAT BOTH MET SMI CRITERIA AND RECEIVED STATE SUPPLEMENTATION.
100630	Signature Healthcare at Tanbark Rehab	LTCResidentActivity	NF & PC LICENSES ARE CURRENTLY BEING HELD IN ABEYANCE AS OF 8/23/23.
101233	Signature Healthcare at U of L Mary & Elizabeth Hosp	LTC All	THIS FACILITY'S LICENSE IS BEING HELD IN ABEYANCE AS OF 2/1/23.
100494	Signature Healthcare of Carrollton Rehab	LTCResidentActivity	PLEASE ADVISE IF WRONG
100428	Signature Healthcare of East Louisville	LTCResidentActivity	2 INACTIVE BEDS, 1 FOR ISOLATION PRECAUTIONS / 1 PRIVATE NEED
100162	Signature Healthcare of Elizabethtown	LTCResidentActivity	FACILITY MOVED FROM 1117 WOODLAND DR TO 1850 VETERANS WAY 06/01/2023. BED AMOUNT INCREASED FROM 112 TO 124
100381	Signature Healthcare of Georgetown	LTCCensusOrigin	GEORGIA
100524	Somerset Nursing and Rehabilitation Facility	LTCCensusOrigin	NEWTON, GA 30054
100756	Spring Creek Post Acute and Rehab	LTCResidentActivity	WING 3 HAS 56 BEDS NOT IN USE AT THIS TIME, TEMPORARILY CLOSED.
100704	St. Claire Medical Center TCU	LTCResidentActivity	LICENSE ACTIVE, BEDS HELD IN ABEYANCE
100253	St. Matthews Care Center	LTCResidentActivity	LICENSE IS ACTIVE, BUT BEDS ARE BEING HELD IN ABEYANCE.
100309	Stonecreek Health and Rehab	LTCResidentActivity	WE HAVE ONE SEMI-PRIVATE ROOM THAT WE DO NOT TRY TO FILL DUE TO THE CURRENT RESIDENT BECOMING AGGRESSIVE WITH ROOMMATES. THIS IS WHY WE HAVE 89 BEDS IN USE INSTEAD OF 90.
100197	Sycamore Heights Health and Rehab	LTCPCComment	NO P/C RESIDENTS
100197	Sycamore Heights Health and Rehab	LTCResidentActivity	ENDING 2022 CENSUS WAS ENTERED AS 72 BUT SHOULD HAVE BEEN 70.
101297	Symphony at Valley Farms	LTCResidentActivity	65 IS CORRECT BEGINNING CENSUS FOR 2023. 2022 ENDING CENSUS WAS LISTED AS 62, BUT SHOULD HAVE BEEN 65.
100420	Taylor Manor Nursing Home	LTCResidentActivity	IC AND PC BEDS LESS BECAUSE STAFFING ISSUES SINCE COVID NH BED LESS BEDS BECAUSE SOME DOUBLE ROOMS HAVE BEEN MADE SINGLE ROOMS AND ALSO FINDING ADEQUATE STAFF
100946	Telford Terrace	LTCCensusOrigin	FROM BOWIE, MD 20715
100946	Telford Terrace	LTCPCComment	TELFORD TERRACE DID NOT HAVE ANY RESIDENTS DURING 2023 THAT MET THE SMI CRITERIA.
100551	The Forum at Brookside	LTCICFComment	NO ICF BEDS
101352	The Grand Senior Living	LTCCensusAge	U 65: 2 RESIDENTS 65 -74: 12 RESIDENTS 75-84: 30 RESIDENTS 85 AND OLDER: 35 RESIDENTS
101352	The Grand Senior Living	LTCCensusDeath	8 DEATHS FOR 2023. ALL DEATHS WERE OVER AGE 85.

**Table 31 - 2023 Long Term Care - Facility Comments**

License	Facility	Page	Facility Comments
101352	The Grand Senior Living	LTCPayorSource	ALL PRIVATE PAY BEDS.
101352	The Grand Senior Living	LTCPCComment	THE GRAND OF PROSPECT DID NOT HAVE ANY RESIDENTS DURING 2023 THAT MET THE SMI CRITERIA.
101352	The Grand Senior Living	LTCResidentActivity	WOULD NOT ALLOW ME TO ENTER NUMBERS ABOVE. ENTERING NUMBERS IN THE ORDER OF THE TABLE ABOVE. 86 BEDS, 86 BED IN OP, 70 BEG CENSUS, 60 ADMITS, 43 DC, 8 DEATHS, 79 ENDING CENSUS. 28835 TOTAL PATIENT DAYS. 31390 POTENTIAL DAYS.
100438	The Jordan Center	LTCPCComment	NO ADMISSIONS FOR 2023 YEAR
101200	The Lantern at Morning Pointe	LTCCensusAge	WE HAD 1 RESIDENT THAT RENTED A TWO BEDROOM APARTMENT.
101200	The Lantern at Morning Pointe	LTCCensusOrigin	ONE RESIDENT HAD 2 ROOMS OCCUPIED.
101200	The Lantern at Morning Pointe	LTCResidentActivity	OUR BEDS HAVE BEEN LESS IN OPERATION THAN WHAT WE ARE LICENSED FOR DUE TO LOWER CENSUS AT TIMES OR MORE OFTEN ROOMS THAT IS FOR 2 PEOPLE ARE RENTED BY ONLY ONE PERSON.
101131	The Lantern at Morning Pointe of Frankfort	LTCCensusAge	NO RESIDENTS UNDER 65, AND NO UNKNOWN AGES OF RESIDENTS
101131	The Lantern at Morning Pointe of Frankfort	LTCCensusDeath	NO DEATHS UNDER 74 AND NO RESIDENTS HAVE UNKNOWN AGES.
101180	The Legacy at the Willows	LTCICFComment	WILLOWS AT HAMBURG DOES NOT HAVE ANY RESIDENTS READY TO TRANSITION
101180	The Legacy at the Willows	LTCPCComment	THE WILLOWS AT HAMBURG DID NOT HAVE ANY RESIDENT DURING 2023 THAT MET THE SMI CRITERIA
101384	The Springs at Oldham Reserve	LTCResidentActivity	OLDHAM RESERVE IS LICENSED FOR 103, BUT ONLY 50 OPERATIONAL. THE OTHER 53 ARE ESSENTIALLY BEING RETAINED ON LAGRANGE'S LICENSE, WITH FUTURE PLANS OF BUILDING ANOTHER CAMPUS AND MOVING THE BEDS AT THAT TIME
100326	The Village of Lebanon II	LTCResidentActivity	PERSONAL CARE BEDS ARE BEING HELD IN ABEYANCE.
100646	The Village of Lebanon II, LLC (NF)	LTCResidentActivity	VILLAGE OF LEBANON AND CEDARS OF LEBANON MERGED ON 01/01/2023. NF BEDS ARE BEING HELD IN ABEYANCE.
101215	The Willows at Citation	LTCCensusOrigin	1 FROM LAKE COUNTY, OH AND 1 FROM SAN DIEGO, CA
101215	The Willows at Citation	LTCResidentActivity	ADMINISTRATOR CONFIRMS THAT BEGINNING CENSUS IS CORRECT. IT DIFFERS SLIGHTLY FROM 2022 ENDING CENSUS.
101136	The Willows at Hamburg	LTCICFComment	THE WILLOWS AT HAMBURG DID NOT HAVE ANY RESIDENTS READY TO TRANSITION.
101136	The Willows at Hamburg	LTCPCComment	THE WILLOWS AT HAMBURG DID NOT HAVE ANY RESIDENTS DURING 2023 THAT MET THE SMI CRITERIA.

**Table 31 - 2023 Long Term Care - Facility Comments**

License	Facility	Page	Facility Comments
100957	Trinity Station Retirement Community	LTCCensusOrigin	NO NURSING FACILITY PATIENT ORIGIN
100925	Villaspring of Erlanger	LTCCensusOrigin	MICHIGAN, SOUTH CAROLINA AND FLORIDA
100230	Wesley Manor	LTCICFComment	WE DO NOT HAVE ICF INDIVIDUALS.
100230	Wesley Manor	LTCResidentActivity	WE CURRENTLY HAVE 4 BEDS NOT IN OPERATION DUE TO THE DEMAND FOR AND REQUEST BY RESIDENTS TO HAVE A PRIVATE ACCOMMODATION. WE DO NOT CONSIDER THESE BEDS TO BE PERMANENTLY OUT OF OPERATION.
100889	Wesley Village	LTCPCComment	WESLEY VILLAGE HAD NO RESIDENTS THAT MET THE SMI CRITERIA IN 2023.
100889	Wesley Village	LTCResidentActivity	IC LICENSED FOR 2 BEDS IN 1 ROOM, HELD PRIVATE IN 2023. NH-CCRC LICENSED FOR 36 BEDS IN 30 APARTMENTS. PC LICENSED FOR 28 PC BEDS IN 20 APARTMENTS. ALL 1&2 BEDROOM APTS ARE LICENSED FOR 2 PERSONS. WV HAD NO RESIDENTS THAT MET THE SMI CRITERIA IN 2023.
100242	Westminster Terrace	LTCResidentActivity	ALL 112 BEDS HELD IN ABEYANCE AS 6/8/23.
100468	Windsor Care Center	LTCICFComment	NONE FOR ICF
100468	Windsor Care Center	LTCPCComment	NONE FOR PC SMI
101254	Windsor Gardens CCRC	LTCResidentActivity	PERSONAL CARE CLOSED ON AUGUST 14, 2023 FOR REPAIR AND REMODEL. THE LAST 5 REMAINING RESIDENTS WERE QUALIFIED FOR ASSISTED LIVING OR MOVED TO NURSING SKILLED FACILITIES. THE SURVEY HAS BEEN COMPLETED BASED ON CARE PROVIDED JAN 1, 2023 TO AUGUST 14, 2023.
100905	Woodcrest Nursing and Rehabilitation Center	LTCResidentActivity	ADMINISTRATOR INDICATES THAT THE BEGINNING CENSUS IS CORRECT. ENDING 2022 CENSUS WAS LISTED AS 98.
100449	Wurtland Nursing and Rehabilitation Center	LTCResidentActivity	TWO BEDS WERE TEMPORARILY OUT OF USE DUE TO CONSTRUCTION