

# Anthem Kentucky Medicaid - 2024 HEDIS Measures: Disparity TAC Mtg

April 17, 2024

Stuart Cox, Director,  
Clinical Quality Program Management  
[stuart.cox@anthem.com](mailto:stuart.cox@anthem.com)

# Anthem Kentucky MC - Quality Management

## Report Overview:

- Anthem KY Medicaid HEDIS Measure Overview
- Focus Measures: **CIS Combo 10** (Flu), **IMA Combo2** (HPV), **PPC Prenatal, PPC Postpartum, CCS** (Cervical Cancer Screening and **COL** (Colorectal Cancer Screening).
- MY2022 Data – Trending, Stratified, Race, Ethnicity, Age & KY Region

## Trigger Event:

- Disparity TAC Special Request – Monthly Meeting, April 17, 2024

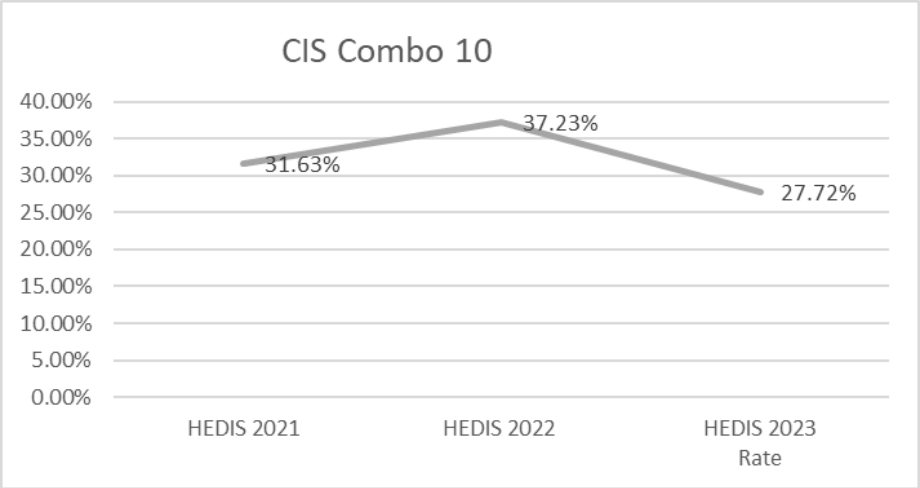
## Scope:

- Anthem Blue Cross Blue Shield (BCBS)– Managed Care Organization
- Serves ~172,000+ Medicaid Members throughout the state of Kentucky
  - Medicaid (SSI), Medicaid (TANF), CHIP
- 120 Counties of Commonwealth of Kentucky - Urban, Suburban & Rural Membership

# Anthem Kentucky HEDIS Measure: CIS Combo 10

## Anthem Kentucky Medicaid – HEDIS 2023 (MY2022)

**CIS Combo 10** (2 Yr Old Flu Vaccine): Denominator 3705, Numerator 1027, RATE: **27.72%**



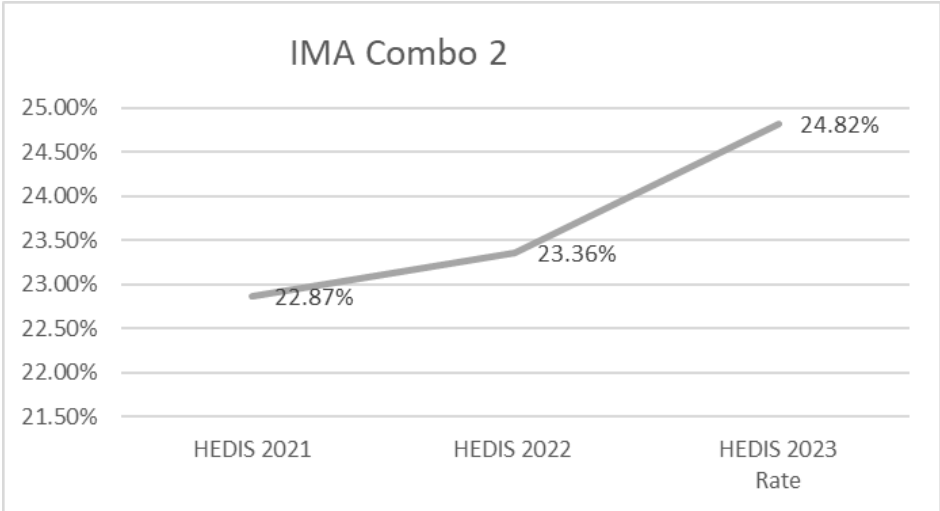
Compliant Members			
Childhood Immunization Status (CIS)	Den	Num	Rate
Compliant Members (Combo10)	3705	1027	27.72%
Medicaid Eligibility Category	Den	Num	Rate
KY CHIP	272	87	32%
KY SSI	47	15	32%
KY TANF	3386	925	27%
KY TANF Expansion	0	0	0%
	<b>3705</b>	<b>1027</b>	<b>28%</b>

Race	Den	Num	Rate
Asian	59	26	44%
Black or African American	429	107	25%
American Indian and Alaska Native	4	1	25%
Native Hawaiian and Other Pacific	5	2	40%
Some Other Race	367	141	38%
Unknown Race	67	21	31%
White	2774	729	26%
	<b>3705</b>	<b>1027</b>	<b>28%</b>
Ethnicity	Den	Num	Rate
Hispanic or Latino	277	118	43%
Not Hispanic or Latino	3295	877	27%
Unknown Ethnicity	133	32	24%
<b>Grand Total</b>	<b>3705</b>	<b>1027</b>	<b>28%</b>
Gender	Den	Num	Rate
F	1823	504	28%
M	1882	523	28%
	<b>3705</b>	<b>1027</b>	<b>28%</b>
Age	Den	Num	Rate
01-09	3705	1027	28%
	<b>3705</b>	<b>1027</b>	<b>28%</b>
Region	Den	Num	Rate
Region 1	221	46	21%
Region 2	284	38	13%
Region 3	703	280	40%
Region 4	669	154	23%
Region 5	912	304	33%
Region 6	347	113	33%
Region 7	209	40	19%
Region 8	334	49	15%
Unknown	26	3	12%
	<b>3705</b>	<b>1027</b>	<b>28%</b>

# Anthem Kentucky HEDIS Measure: IMA Combo 2

Anthem Kentucky Medicaid – HEDIS 2023 (MY2022)

**IMA Combo 2** (HPV Adolescent Vac): Denominator 411, Numerator 102, RATE: **24.82%**



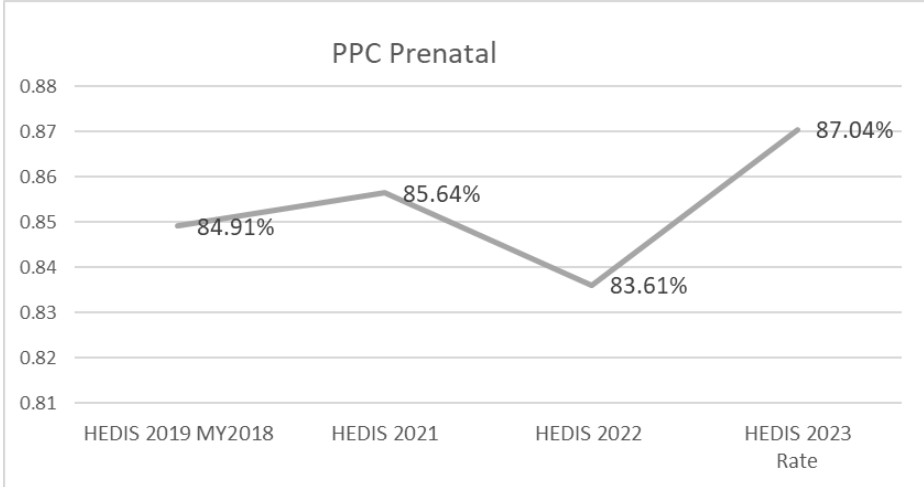
Compliant Members			
Immunizations for Adolescents (IMA)	Den	Num	Rate
Compliant Members (Combo 2)	411	102	24.82%
Medicaid Eligibility Category	Den	Num	Rate
KY CHIP	27	7	26%
KY SSI	25	4	16%
KY TANF	359	91	25%
KY TANF Expansion	0	0	0%
	<b>411</b>	<b>102</b>	<b>25%</b>

Race	Den	Num	Rate
Asian	9	3	33%
Black or African American	62	12	19%
American Indian and Alaska Native	2	0	0%
Native Hawaiian and Other Pacific Is	1	0	0%
Some Other Race	38	12	32%
Unknown Race	7	2	29%
White	292	73	25%
	<b>411</b>	<b>102</b>	<b>25%</b>
Ethnicity	Den	Num	Rate
Hispanic or Latino	33	9	27%
Not Hispanic or Latino	363	91	25%
Unknown Ethnicity	15	2	13%
<b>Grand Total</b>	<b>411</b>	<b>102</b>	<b>25%</b>
Gender	Den	Num	Rate
F	193	54	28%
M	218	48	22%
	<b>411</b>	<b>102</b>	<b>25%</b>
Age	Den	Num	Rate
10-19	411	102	25%
	<b>411</b>	<b>102</b>	<b>25%</b>
Region	Den	Num	Rate
Region 1	22	2	9%
Region 2	34	3	9%
Region 3	71	13	18%
Region 4	79	25	32%
Region 5	89	11	12%
Region 6	48	26	54%
Region 7	22	8	36%
Region 8	40	9	23%
Unknown	6	5	83%
	<b>411</b>	<b>102</b>	<b>25%</b>

# Anthem Kentucky HEDIS Measure: PPC1 Prenatal

## Anthem Kentucky Medicaid – HEDIS 2023 (MY2022)

**PPC Prenatal** (Prenatal Visits): Denominator 270, Numerator 235, RATE: **87.04%**



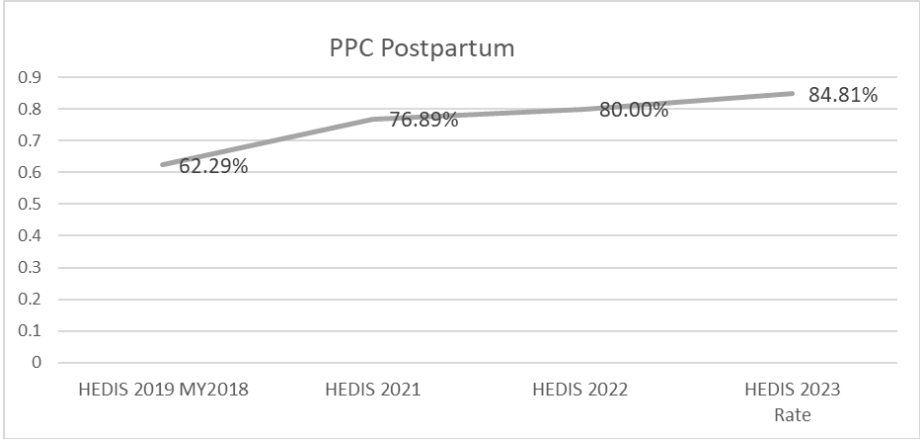
Compliant Members			
Prenatal and Postpartum Care (PPC)	Den	Num	Rate
Compliant Members (Prenatal)	270	235	87.04%
Medicaid Eligibility Category	Den	Num	Rate
KY CHIP	0	0	0%
KY SSI	2	0	0%
KY TANF	175	158	90%
KY TANF Expansion	93	77	83%
	<b>270</b>	<b>235</b>	<b>87%</b>

Race	Den	Num	Rate
Asian	7	7	100%
Black or African American	32	24	75%
American Indian and Alaska N	0	0	0%
Native Hawaiian and Other Pa	0	0	0%
Some Other Race	13	11	85%
Unknown Race	3	3	100%
White	215	190	88%
	<b>270</b>	<b>235</b>	<b>87%</b>
Ethnicity	Den	Num	Rate
Hispanic or Latino	16	15	94%
Not Hispanic or Latino	242	212	88%
Unknown Ethnicity	12	8	67%
<b>Grand Total</b>	<b>270</b>	<b>235</b>	<b>87%</b>
Gender	Den	Num	Rate
F	270	235	87%
M	0	0	0%
	<b>270</b>	<b>235</b>	<b>87%</b>
Age	Den	Num	Rate
10-19	17	13	76%
20-44	253	222	88%
	<b>270</b>	<b>235</b>	<b>87%</b>
Region	Den	Num	Rate
Region 1	20	18	90%
Region 2	28	22	79%
Region 3	45	43	96%
Region 4	53	46	87%
Region 5	75	64	85%
Region 6	12	10	83%
Region 7	12	10	83%
Region 8	23	21	91%
Unknown	2	1	50%
	<b>270</b>	<b>235</b>	<b>87%</b>

# Anthem Kentucky HEDIS Measure: PPC2 Postpartum

## Anthem Kentucky Medicaid – HEDIS 2023 (MY2022)

**PPC Postpartum** (PostPartum Visits): Denominator 270, Numerator 229, RATE: **84.81%**



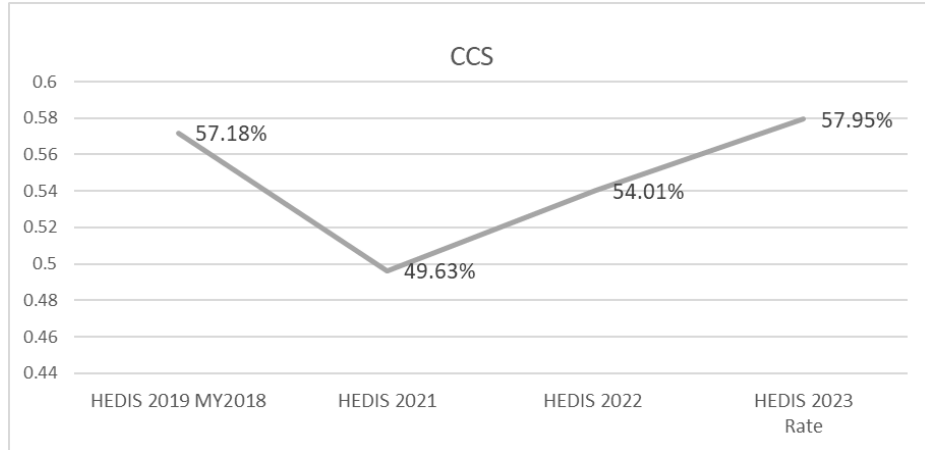
Compliant Members			
Prenatal and Postpartum Care (PPC)	Den	Num	Rate
Compliant Members (Postpartum)	270	229	84.81%
Medicaid Eligibility Category	Den	Num	Rate
KY CHIP	0	0	0%
KY SSI	2	2	100%
KY TANF	175	150	86%
KY TANF Expansion	93	77	83%
	<b>270</b>	<b>229</b>	<b>85%</b>

Race	Den	Num	Rate
Asian	7	7	100%
Black or African American	32	23	72%
American Indian and Alaska N	0	0	0%
Native Hawaiian and Other Pac	0	0	0%
Some Other Race	13	10	77%
Unknown Race	3	3	100%
White	215	186	87%
	<b>270</b>	<b>229</b>	<b>85%</b>
Ethnicity	Den	Num	Rate
Hispanic or Latino	16	12	75%
Not Hispanic or Latino	242	207	86%
Unknown Ethnicity	12	10	83%
<b>Grand Total</b>	<b>270</b>	<b>229</b>	<b>85%</b>
Gender	Den	Num	Rate
F	270	229	85%
M	0	0	0%
	<b>270</b>	<b>229</b>	<b>85%</b>
Age	Den	Num	Rate
10-19	17	16	94%
20-44	253	213	84%
	<b>270</b>	<b>229</b>	<b>85%</b>
Region	Den	Num	Rate
Region 1	20	18	90%
Region 2	28	26	93%
Region 3	45	40	89%
Region 4	53	45	85%
Region 5	75	64	85%
Region 6	12	5	42%
Region 7	12	10	83%
Region 8	23	19	83%
Unknown	2	2	100%
	<b>270</b>	<b>229</b>	<b>85%</b>

# Anthem Kentucky HEDIS Measure: CCS Cancer Scrn

## Anthem Kentucky Medicaid – HEDIS 2023 (MY2022)

**CCS** (Cervical Cancer Screening): Denominator 409, Numerator 237, RATE: **57.95%**



Compliant Members			
Cervical Cancer Screening (CCS)	Den	Num	Rate
Compliant Members	409	237	57.95%
<b>Medicaid Eligibility Category</b>	<b>Den</b>	<b>Num</b>	<b>Rate</b>
KY SSI	22	11	50%
KY TANF	85	54	64%
KY TANF Expansion	302	172	57%
	<b>409</b>	<b>237</b>	<b>58%</b>

Race	Den	Num	Rate
Asian	7	2	29%
Black or African American	60	29	48%
American Indian and Alaska	2	2	0%
Native Hawaiian and Other Pa	1	0	0%
Some Other Race	16	10	63%
Unknown Race	7	7	100%
White	316	187	59%
	<b>409</b>	<b>237</b>	<b>58%</b>
<b>Ethnicity</b>	<b>Den</b>	<b>Num</b>	<b>Rate</b>
Hispanic or Latino	14	9	64%
Not Hispanic or Latino	388	222	57%
Unknown Ethnicity	7	6	86%
<b>Grand Total</b>	<b>409</b>	<b>237</b>	<b>58%</b>
<b>Gender</b>	<b>Den</b>	<b>Num</b>	<b>Rate</b>
F	409	237	58%
M	0	0	0%
	<b>409</b>	<b>237</b>	<b>58%</b>
<b>Age</b>	<b>Den</b>	<b>Num</b>	<b>Rate</b>
20-44	271	171	63%
45-64	138	66	48%
	<b>409</b>	<b>237</b>	<b>58%</b>
<b>Region</b>	<b>Den</b>	<b>Num</b>	<b>Rate</b>
Region 1	27	14	52%
Region 2	43	28	65%
Region 3	78	48	62%
Region 4	71	46	65%
Region 5	91	48	53%
Region 6	31	20	65%
Region 7	21	13	62%
Region 8	46	19	41%
Unknown	1	1	100%
	<b>409</b>	<b>237</b>	<b>58%</b>

# Anthem Kentucky HEDIS Measure: COL

Anthem Kentucky Medicaid – **HEDIS 2023 (MY2022) – REVISED Medicaid HEDIS Measure MY2022**  
**COL (Colorectal Cancer Screening):** Denominator 30954, Numerator 12309, OVERALL RATE 45-75: **39.77%**  
**Initial Age Range 50-75, new age band of 45-49 Added – Total Age Range: 45-75**

- COL Screening rates improved for disparity groups. See Stratification Table below:

Stratification COL Screening - Administrative Data							
	MY-21			MY-22			
	Num	Denom	Rate	Num	Denom	Rate	YoY Change
Ages 45-75	9660	27052	35.71%	12309	30954	39.77%	↑4.06
Ages 45-49	1130	6255	18.07%	1636	6708	24.39%	↑6.32
Black/African American	794	2251	35.27%	1223	3034	40.31%	↑5.04
Region 8	1194	3726	32.05%	1402	4014	34.93%	↑2.88
Males	3905	12634	30.91%	4988	14504	34.39%	↑3.48
Substance Use Disorder	686	2618	26.20%	845	3381	24.99	↓1.21

Screenings for the under-represented susceptible sub-populations have increased year-over-year.

## COL MY2022 Rate Stratification

Measure	Category	Stratification	Denom	Num	Rate
COL	Gender	Female	16450	7321	44.50%
COL	Gender	Male	14504	4988	34.39%
COL	Race	American Indian and Alaska Native	40	18	45.00%
COL	Race	Asian	464	199	42.89%
COL	Race	Black or African American	3034	1223	40.31%
COL	Race	Native Hawaiian and Other Pacific Islander	15	3	20.00%
COL	Race	Some Other Race	753	303	40.24%
COL	Race	Unknown Race	221	81	36.65%
COL	Race	White	26427	10482	39.66%
COL	Age	46-49	6709	1636	24.39%
COL	Age	50-75	24245	10673	44.02%
COL	Ethnicity	Hispanic or Latino	862	338	39.21%
COL	Ethnicity	Not Hispanic or Latino	29636	11819	39.88%
COL	Ethnicity	Unknown Ethnicity	456	152	33.33%
COL	Region	Region 1	1951	846	43.36%
COL	Region	Region 2	2465	978	39.68%
COL	Region	Region 3	5653	2359	41.73%
COL	Region	Region 4	5284	1871	35.41%
COL	Region	Region 5	7195	3015	41.90%
COL	Region	Region 6	2354	992	42.14%
COL	Region	Region 7	2038	846	41.51%
COL	Region	Region 8	4014	1402	34.93%



# Conclusion: Action Requested – Anthem, Ky

## Request Input/Discussion

- How might we **remove access and SDOH barriers** and **increase care outcomes** for our members to **deliver HEDIS quality goals**?
- How might KY Providers help engage and help deliver these plan goals?

## Contact Information:

- Stuart Cox, Director
- Clinical Quality Programs, CLSSBB, PMP
- (502) 537-0646
- [stuart.cox@anthem.com](mailto:stuart.cox@anthem.com)