



Kentucky Department for Public Health Weekly Influenza Surveillance Report

MMWR Week 01
December 29, 2019
- January 4, 2020

Current Influenza Activity Level: **WIDESPREAD**

Activity Level Range: No Activity Sporadic Local Regional Widespread

Widespread: Outbreaks of influenza or increases in ILI cases and recent laboratory-confirmed influenza in at least half the regions of the state with recent laboratory evidence of influenza in the state.

Confirmed: Laboratory confirmed influenza cases are determined using the following test methods: RT-PCR, nucleic acid detection or viral culture. Laboratory-confirmed cases are reportable in Kentucky. (Please note that positive results using rapid influenza antigen tests are not included in this report.)

Influenza-like Illness (ILI) Case Definition:

- Fever ($\geq 100^{\circ}\text{F}$ [37.8°C], oral or equivalent, PLUS Cough -OR- Fever ($\geq 100^{\circ}\text{F}$ [37.8°C], oral or equivalent, PLUS Sore Throat -OR- Fever ($\geq 100^{\circ}\text{F}$ [37.8°C], oral or equivalent, PLUS Cough *and* Sore Throat (in the absence of a known cause other than influenza)

2,218 Number of New Cases
Reported this Week

8,106 Number of Confirmed
Cases for 2019-2020
Influenza Season

Total Deaths Reported for 2019-2020 Influenza Season

Under 18 Years	18 Years & Older
1	13

Number of Regions with Increased ILI Activity for 2019-2020 Influenza Season

MMWR Week 01	Season Total
13 of 17 Regions	17 of 17 Regions

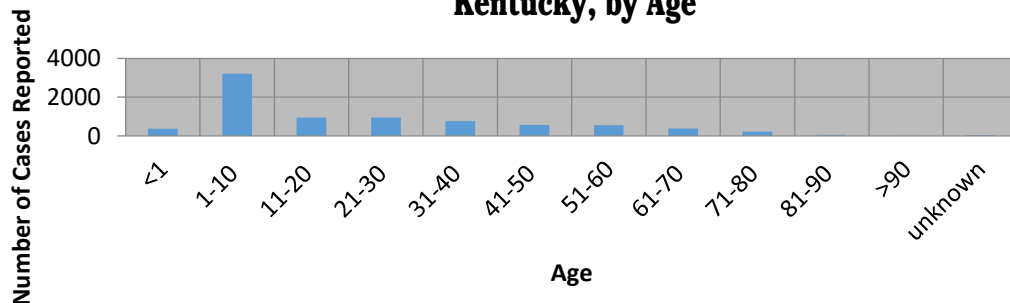
Number of Regions with Confirmed Flu Cases for 2019-2020 Influenza Season

MMWR Week 01	Season Total
17 of 17 Regions	17 of 17 Regions

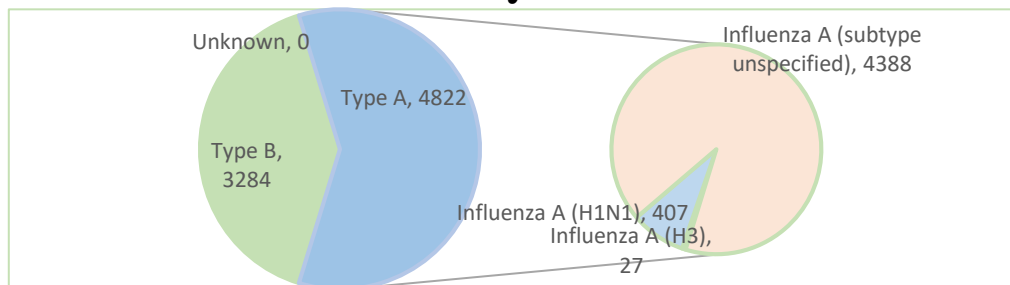
Number of Long-Term Care Facility Outbreaks for 2019-2020 Influenza Season

MMWR Week 01	Season Total
3 of 17 Regions	9 Outbreaks

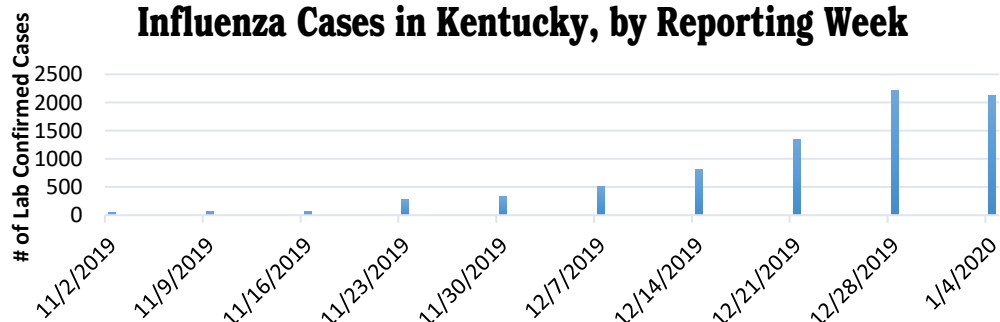
2019-2020 Total Laboratory *Confirmed Influenza Cases in Kentucky, by Age



Total 2019-2020 Influenza Virus Types Reported in Kentucky



2019-2020 Total Laboratory *Confirmed Influenza Cases in Kentucky, by Reporting Week



MMWR Week 01: Total *Confirmed Influenza Cases by County

County	MMWR Week 01	2019-2020 Season Total	County	MMWR Week 01	2019-2020 Season Total	County	MMWR Week 01	2019-2020 Season Total
Adair	15	29	Grant	0	4	McLean	1	1
Allen	48	97	Graves	39	54	Meade	2	12
Anderson	3	8	Grayson	1	4	Menifee	2	4
Ballard	0	0	Green	1	2	Mercer	2	41
Barren	77	342	Greenup	13	38	Metcalfe	15	73
Bath	2	4	Hancock	0	0	Monroe	22	132
Bell	2	3	Hardin	9	51	Montgomery	0	6
Boone	2	10	Harlan	2	2	Morgan	1	2
Bourbon	3	10	Harrison	2	4	Muhlenberg	0	4
Boyd	2	6	Hart	23	84	Nelson	2	11
Boyle	0	83	Henderson	1	1	Nicholas	0	4
Bracken	0	0	Henry	2	30	Ohio	0	1
Breathitt	34	95	Hickman	0	0	Oldham	29	176
Breckinridge	6	39	Hopkins	6	9	Owen	0	3
Bullitt	122	388	Jackson	1	1	Owsley	3	22
Butler	2	13	Jefferson	880	3348	Pendleton	2	2
Caldwell	0	1	Jessamine	13	23	Perry	160	595
Calloway	0	0	Johnson	1	5	Pike	109	351
Campbell	10	15	Kenton	8	28	Powell	4	9
Carlisle	0	0	Knott	21	146	Pulaski	1	10
Carroll	2	15	Knox	0	12	Robertson	0	0
Carter	10	12	Larue	0	5	Rockcastle	0	0
Casey	0	8	Laurel	10	52	Rowan	6	6
Christian	16	17	Lawrence	0	2	Russell	0	3
Clark	5	27	Lee	10	16	Scott	6	36
Clay	2	6	Leslie	12	183	Shelby	38	109
Clinton	0	2	Letcher	20	126	Simpson	7	43
Crittenden	0	0	Lewis	0	0	Spencer	13	39
Cumberland	0	1	Lincoln	7	70	Taylor	3	6
Daviess	1	3	Livingston	0	1	Todd	0	0
Edmonson	3	10	Logan	5	15	Trigg	1	2
Elliott	0	2	Lyon	0	2	Trimble	0	7
Estill	1	1	Madison	11	35	Union	0	1
Fayette	39	180	Magoffin	1	4	Warren	83	267
Fleming	1	1	Marion	0	4	Washington	2	4
Floyd	21	51	Marshall	6	54	Wayne	0	0
Franklin	36	122	Martin	2	4	Webster	4	13
Fulton	0	1	Mason	0	0	Whitley	3	7
Gallatin	0	0	McCracken	0	1	Wolfe	16	21
Garrard	0	34	McCreary	4	12	Woodford	5	15

Kentucky National Electronic Disease Surveillance System (NEDSS) and U.S. Outpatient Influenza-like Illness Surveillance Network (ILINet) Data.
 Department for Public Health, Cabinet for Health and Family Services, Frankfort, Kentucky, [December 29, 2019 – January 4, 2020].



Kentucky Department for Public Health Weekly Influenza Surveillance Report

MMWR Week 02
January 5, 2020 –
January 11, 2020

Current Influenza Activity Level: **WIDESPREAD**

Activity Level Range: No Activity Sporadic Local Regional Widespread

Widespread: Outbreaks of influenza or increases in ILI cases and recent laboratory-confirmed influenza in at least half the regions of the state with recent laboratory evidence of influenza in the state.

Confirmed: Laboratory confirmed influenza cases are determined using the following test methods: RT-PCR, nucleic acid detection or viral culture. Laboratory-confirmed cases are reportable in Kentucky. (Please note that positive results using rapid influenza antigen tests are not included in this report.)

Influenza-like Illness (ILI) Case Definition:

- Fever ($\geq 100^{\circ}\text{F}$ [37.8°C], oral or equivalent, PLUS Cough -OR- Fever ($\geq 100^{\circ}\text{F}$ [37.8°C], oral or equivalent, PLUS Sore Throat -OR- Fever ($\geq 100^{\circ}\text{F}$ [37.8°C], oral or equivalent, PLUS Cough *and* Sore Throat (in the absence of a known cause other than influenza)

1,898 Number of New Cases
Reported this Week

10,004 Number of Confirmed
Cases for 2019-2020
Influenza Season

Total Deaths Reported for 2019-2020 Influenza Season

Under 18 Years	18 Years & Older
2	19

Number of Regions with Increased ILI Activity for 2019-2020 Influenza Season

MMWR Week 02	Season Total
14 of 17 Regions	17 of 17 Regions

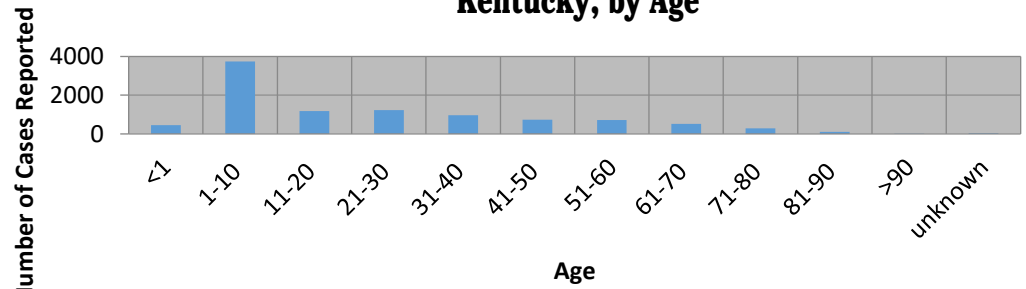
Number of Regions with Confirmed Flu Cases for 2019-2020 Influenza Season

MMWR Week 02	Season Total
17 of 17 Regions	17 of 17 Regions

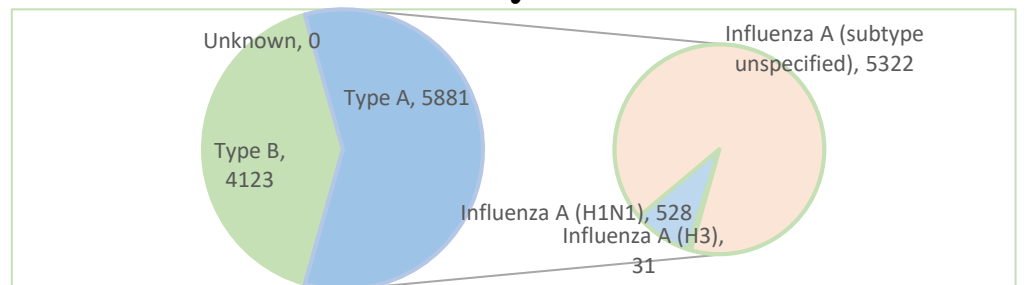
Number of Long-Term Care Facility Outbreaks for 2019-2020 Influenza Season

MMWR Week 02	Season Total
6 of 17 Regions	16 Outbreaks

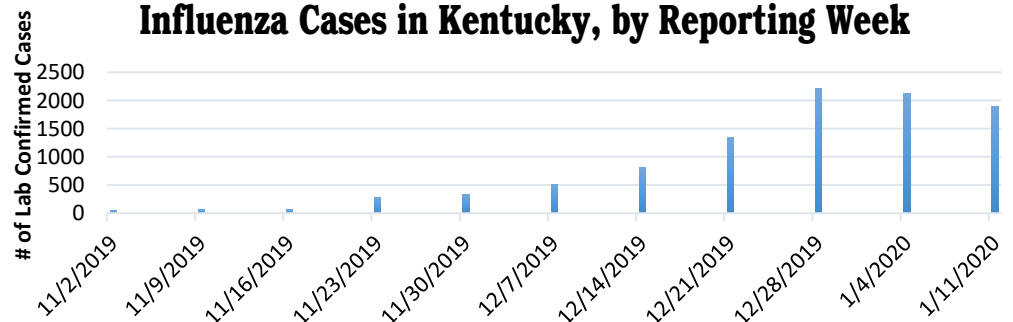
2019-2020 Total Laboratory *Confirmed Influenza Cases in Kentucky, by Age



Total 2019-2020 Influenza Virus Types Reported in Kentucky



2019-2020 Total Laboratory *Confirmed Influenza Cases in Kentucky, by Reporting Week



MMWR Week 02: Total *Confirmed Influenza Cases by County

County	MMWR Week 02	2019-2020 Season Total	County	MMWR Week 02	2019-2020 Season Total	County	MMWR Week 02	2019-2020 Season Total
Adair	5	34	Grant	2	6	McLean	0	1
Allen	25	122	Graves	18	72	Meade	7	19
Anderson	2	10	Grayson	0	4	Menifee	0	4
Ballard	1	1	Green	2	4	Mercer	22	63
Barren	58	400	Greenup	8	46	Metcalfe	13	86
Bath	0	4	Hancock	0	0	Monroe	10	142
Bell	2	5	Hardin	17	68	Montgomery	0	6
Boone	3	13	Harlan	0	2	Morgan	0	2
Bourbon	2	12	Harrison	0	4	Muhlenberg	1	5
Boyd	7	13	Hart	12	96	Nelson	4	15
Boyle	33	116	Henderson	1	2	Nicholas	1	5
Bracken	0	0	Henry	4	34	Ohio	0	1
Breathitt	6	101	Hickman	6	6	Oldham	40	216
Breckinridge	10	49	Hopkins	2	11	Owen	1	4
Bullitt	78	466	Jackson	0	1	Owsley	6	28
Butler	4	17	Jefferson	881	4229	Pendleton	0	2
Caldwell	0	1	Jessamine	2	25	Perry	44	639
Calloway	0	0	Johnson	1	6	Pike	101	452
Campbell	7	22	Kenton	13	41	Powell	0	9
Carlisle	1	1	Knott	11	157	Pulaski	0	10
Carroll	4	19	Knox	1	13	Robertson	0	0
Carter	6	18	Larue	2	7	Rockcastle	1	1
Casey	3	11	Laurel	2	54	Rowan	7	13
Christian	0	17	Lawrence	0	2	Russell	1	4
Clark	3	30	Lee	6	22	Scott	9	45
Clay	0	6	Leslie	25	208	Shelby	17	126
Clinton	1	3	Letcher	17	143	Simpson	6	49
Crittenden	0	0	Lewis	0	0	Spencer	17	56
Cumberland	1	2	Lincoln	25	95	Taylor	1	7
Daviess	0	3	Livingston	0	1	Todd	0	0
Edmonson	1	11	Logan	5	20	Trigg	2	4
Elliott	0	2	Lyon	0	2	Trimble	1	8
Estill	0	1	Madison	12	47	Union	0	1
Fayette	40	220	Magoffin	0	4	Warren	84	351
Fleming	0	1	Marion	1	5	Washington	4	8
Floyd	10	61	Marshall	6	60	Wayne	0	0
Franklin	48	170	Martin	0	4	Webster	3	16
Fulton	8	9	Mason	0	0	Whitley	11	18
Gallatin	0	0	McCracken	9	10	Wolfe	4	25
Garrard	14	48	McCreary	1	13	Woodford	5	20

Kentucky National Electronic Disease Surveillance System (NEDSS) and U.S. Outpatient Influenza-like Illness Surveillance Network (ILINet) Data.
 Department for Public Health, Cabinet for Health and Family Services, Frankfort, Kentucky, [January 5, 2020 - January 11, 2020].



Kentucky Department for Public Health Weekly Influenza Surveillance Report

MMWR Week 03
January 12, 2020 –
January 18, 2020

Current Influenza Activity Level: **WIDESPREAD**

Activity Level Range: No Activity Sporadic Local Regional Widespread

Widespread: Outbreaks of influenza or increases in ILI cases and recent laboratory-confirmed influenza in at least half the regions of the state with recent laboratory evidence of influenza in the state.

Confirmed: Laboratory confirmed influenza cases are determined using the following test methods: RT-PCR, nucleic acid detection or viral culture. Laboratory-confirmed cases are reportable in Kentucky. (Please note that positive results using rapid influenza antigen tests are not included in this report.)

Influenza-like Illness (ILI) Case Definition:

- Fever ($\geq 100^{\circ}\text{F}$ [37.8°C], oral or equivalent, PLUS Cough -OR- Fever ($\geq 100^{\circ}\text{F}$ [37.8°C], oral or equivalent, PLUS Sore Throat -OR- Fever ($\geq 100^{\circ}\text{F}$ [37.8°C], oral or equivalent, PLUS Cough *and* Sore Throat (in the absence of a known cause other than influenza)

1,544 Number of New Cases
Reported this Week

11,548 Number of Confirmed
Cases for 2019-2020
Influenza Season

Total Deaths Reported for 2019-2020 Influenza Season

Under 18 Years	18 Years & Older
2	28

Number of Regions with Increased ILI Activity for 2019-2020 Influenza Season

MMWR Week 03	Season Total
14 of 17 Regions	17 of 17 Regions

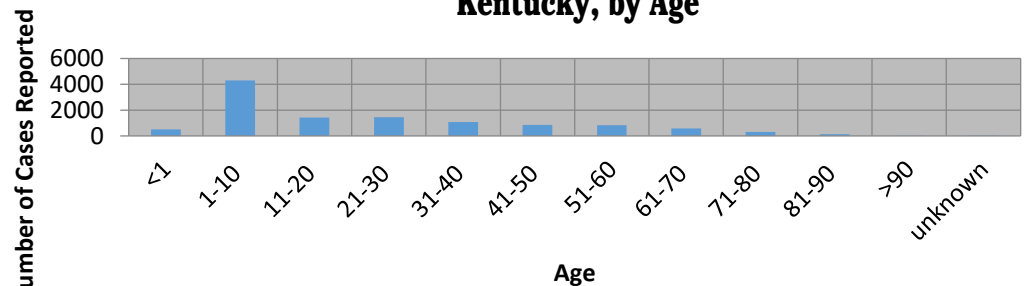
Number of Regions with Confirmed Flu Cases for 2019-2020 Influenza Season

MMWR Week 03	Season Total
17 of 17 Regions	17 of 17 Regions

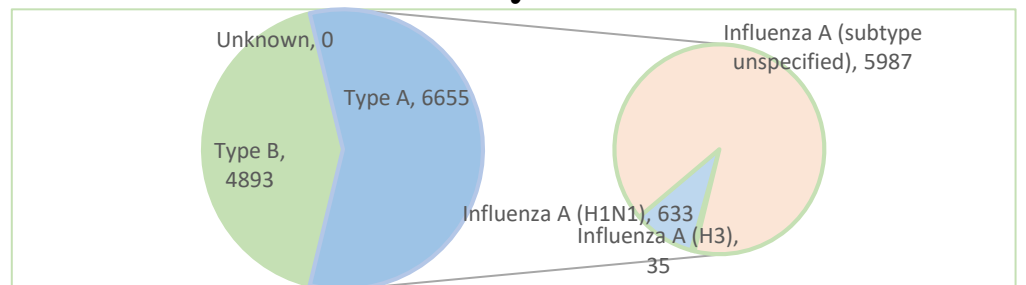
Number of Long-Term Care Facility Outbreaks for 2019-2020 Influenza Season

MMWR Week 03	Season Total
1 of 17 Regions	17 Outbreaks

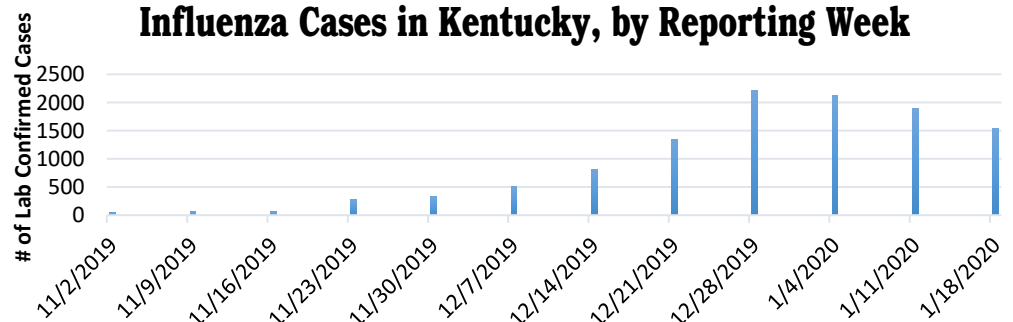
2019-2020 Total Laboratory *Confirmed Influenza Cases in Kentucky, by Age



Total 2019-2020 Influenza Virus Types Reported in Kentucky



2019-2020 Total Laboratory *Confirmed Influenza Cases in Kentucky, by Reporting Week



MMWR Week 03: Total *Confirmed Influenza Cases by County

County	MMWR Week 03	2019-2020 Season Total	County	MMWR Week 03	2019-2020 Season Total	County	MMWR Week 03	2019-2020 Season Total
Adair	9	43	Grant	1	7	McLean	0	1
Allen	57	179	Graves	3	75	Meade	3	22
Anderson	5	15	Grayson	0	4	Menifee	1	5
Ballard	0	1	Green	0	4	Mercer	11	74
Barren	75	475	Greenup	19	65	Metcalfe	6	92
Bath	1	5	Hancock	0	0	Monroe	15	157
Bell	1	6	Hardin	18	86	Montgomery	2	8
Boone	5	18	Harlan	0	2	Morgan	4	6
Bourbon	1	13	Harrison	0	4	Muhlenberg	7	12
Boyd	6	19	Hart	10	106	Nelson	0	15
Boyle	17	133	Henderson	2	4	Nicholas	0	5
Bracken	1	1	Henry	4	38	Ohio	0	1
Breathitt	17	118	Hickman	0	6	Oldham	28	244
Breckinridge	7	56	Hopkins	4	15	Owen	1	5
Bullitt	61	527	Jackson	0	1	Owsley	8	36
Butler	1	18	Jefferson	600	4829	Pendleton	0	2
Caldwell	0	1	Jessamine	1	26	Perry	76	715
Calloway	0	0	Johnson	3	9	Pike	71	523
Campbell	6	28	Kenton	15	56	Powell	0	9
Carlisle	0	1	Knott	17	174	Pulaski	0	10
Carroll	0	19	Knox	6	19	Robertson	0	0
Carter	3	21	Larue	1	8	Rockcastle	0	1
Casey	0	11	Laurel	26	80	Rowan	3	16
Christian	1	18	Lawrence	0	2	Russell	0	4
Clark	3	33	Lee	6	28	Scott	9	54
Clay	0	6	Leslie	25	233	Shelby	6	132
Clinton	0	3	Letcher	10	153	Simpson	11	60
Crittenden	0	0	Lewis	2	2	Spencer	2	58
Cumberland	1	3	Lincoln	4	99	Taylor	0	7
Daviess	0	3	Livingston	0	1	Todd	0	0
Edmonson	2	13	Logan	2	22	Trigg	0	4
Elliott	0	2	Lyon	0	2	Trimble	0	8
Estill	0	1	Madison	22	69	Union	0	1
Fayette	44	264	Magoffin	1	5	Warren	65	416
Fleming	0	1	Marion	0	5	Washington	0	8
Floyd	21	82	Marshall	0	60	Wayne	0	0
Franklin	43	213	Martin	0	4	Webster	0	16
Fulton	0	9	Mason	0	0	Whitley	3	21
Gallatin	0	0	McCracken	0	10	Wolfe	11	36
Garrard	10	58	McCreary	0	13	Woodford	1	21

Kentucky National Electronic Disease Surveillance System (NEDSS) and U.S. Outpatient Influenza-like Illness Surveillance Network (ILINet) Data.
 Department for Public Health, Cabinet for Health and Family Services, Frankfort, Kentucky, [January 12, 2020 – January 18, 2020].



Kentucky Department for Public Health Weekly Influenza Surveillance Report

MMWR Week 04
January 19, 2020 –
January 25, 2020

Current Influenza Activity Level: **WIDESPREAD**

Activity Level Range: No Activity Sporadic Local Regional Widespread

Widespread: Outbreaks of influenza or increases in ILI cases and recent laboratory-confirmed influenza in at least half the regions of the state with recent laboratory evidence of influenza in the state.

Confirmed: Laboratory confirmed influenza cases are determined using the following test methods: RT-PCR, nucleic acid detection or viral culture. Laboratory-confirmed cases are reportable in Kentucky. (Please note that positive results using rapid influenza antigen tests are not included in this report.)

Influenza-like Illness (ILI) Case Definition:

- Fever ($\geq 100^{\circ}\text{F}$ [37.8°C], oral or equivalent, PLUS Cough -OR- Fever ($\geq 100^{\circ}\text{F}$ [37.8°C], oral or equivalent, PLUS Sore Throat -OR- Fever ($\geq 100^{\circ}\text{F}$ [37.8°C], oral or equivalent, PLUS Cough *and* Sore Throat (in the absence of a known cause other than influenza)

1,739 Number of New Cases
Reported this Week

13,287 Number of Confirmed
Cases for 2019-2020
Influenza Season

Total Deaths Reported for 2019-2020 Influenza Season

Under 18 Years	18 Years & Older
3	30

Number of Regions with Increased ILI Activity for 2019-2020 Influenza Season

MMWR Week 04	Season Total
17 of 17 Regions	17 of 17 Regions

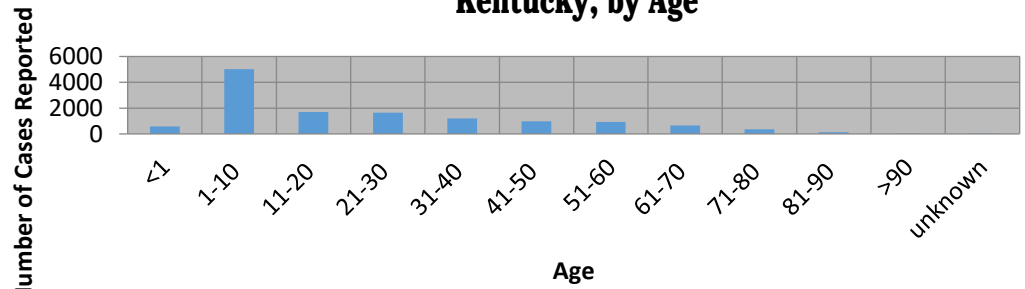
Number of Regions with Confirmed Flu Cases for 2019-2020 Influenza Season

MMWR Week 04	Season Total
16 of 17 Regions	17 of 17 Regions

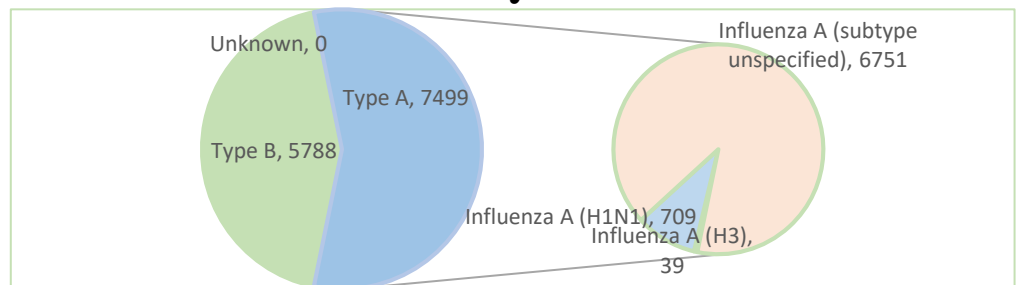
Number of Long-Term Care Facility Outbreaks for 2019-2020 Influenza Season

MMWR Week 04	Season Total
3 of 17 Regions	20 Outbreaks

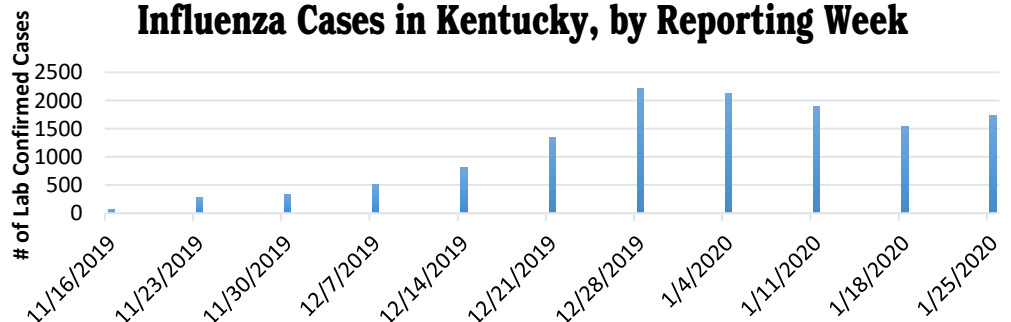
2019-2020 Total Laboratory *Confirmed Influenza Cases in Kentucky, by Age



Total 2019-2020 Influenza Virus Types Reported in Kentucky



2019-2020 Total Laboratory *Confirmed Influenza Cases in Kentucky, by Reporting Week



MMWR Week 04: Total *Confirmed Influenza Cases by County

County	MMWR Week 04	2019-2020 Season Total	County	MMWR Week 04	2019-2020 Season Total	County	MMWR Week 04	2019-2020 Season Total
Adair	12	55	Grant	0	7	McLean	0	1
Allen	41	220	Graves	16	91	Meade	6	28
Anderson	2	17	Grayson	0	4	Menifee	2	7
Ballard	0	1	Green	0	4	Mercer	0	74
Barren	120	595	Greenup	18	83	Metcalfe	12	104
Bath	4	9	Hancock	0	0	Monroe	11	168
Bell	4	10	Hardin	22	108	Montgomery	4	12
Boone	0	18	Harlan	4	6	Morgan	1	7
Bourbon	1	14	Harrison	1	5	Muhlenberg	6	18
Boyd	9	28	Hart	13	119	Nelson	2	17
Boyle	0	133	Henderson	0	4	Nicholas	0	5
Bracken	0	1	Henry	13	51	Ohio	0	1
Breathitt	2	120	Hickman	0	6	Oldham	24	268
Breckinridge	0	56	Hopkins	1	16	Owen	0	5
Bullitt	12	539	Jackson	0	1	Owsley	4	40
Butler	5	23	Jefferson	696	5525	Pendleton	0	2
Caldwell	0	1	Jessamine	5	31	Perry	93	808
Calloway	0	0	Johnson	3	12	Pike	126	649
Campbell	2	30	Kenton	3	59	Powell	0	9
Carlisle	0	1	Knott	37	211	Pulaski	0	10
Carroll	0	19	Knox	20	39	Robertson	0	0
Carter	21	42	Larue	3	11	Rockcastle	0	1
Casey	0	11	Laurel	12	92	Rowan	5	21
Christian	0	18	Lawrence	3	5	Russell	1	5
Clark	4	37	Lee	10	38	Scott	2	56
Clay	0	6	Leslie	22	255	Shelby	24	156
Clinton	0	3	Letcher	33	186	Simpson	6	66
Crittenden	0	0	Lewis	2	4	Spencer	12	70
Cumberland	0	3	Lincoln	2	101	Taylor	1	8
Daviess	0	3	Livingston	0	1	Todd	0	0
Edmonson	4	17	Logan	4	26	Trigg	0	4
Elliott	0	2	Lyon	0	2	Trimble	2	10
Estill	0	1	Madison	8	77	Union	0	1
Fayette	39	303	Magoffin	2	7	Warren	86	502
Fleming	0	1	Marion	0	5	Washington	0	8
Floyd	22	104	Marshall	0	60	Wayne	0	0
Franklin	34	247	Martin	1	5	Webster	0	16
Fulton	0	9	Mason	0	0	Whitley	0	21
Gallatin	0	0	McCracken	0	10	Wolfe	4	40
Garrard	5	63	McCreary	3	16	Woodford	5	26

Kentucky National Electronic Disease Surveillance System (NEDSS) and U.S. Outpatient Influenza-like Illness Surveillance Network (ILINet) Data.
 Department for Public Health, Cabinet for Health and Family Services, Frankfort, Kentucky, [January 19, 2020 – January 25, 2020].



Kentucky Department for Public Health Weekly Influenza Surveillance Report

MMWR Week 05
January 26, 2020 –
February 1, 2020

Current Influenza Activity Level: **WIDESPREAD**

Activity Level Range: No Activity Sporadic Local Regional Widespread

Widespread: Outbreaks of influenza or increases in ILI cases and recent laboratory-confirmed influenza in at least half the regions of the state with recent laboratory evidence of influenza in the state.

Confirmed: Laboratory confirmed influenza cases are determined using the following test methods: RT-PCR, nucleic acid detection or viral culture. Laboratory-confirmed cases are reportable in Kentucky. (Please note that positive results using rapid influenza antigen tests are not included in this report.)

Influenza-like Illness (ILI) Case Definition:

- Fever ($\geq 100^{\circ}\text{F}$ [37.8°C], oral or equivalent, PLUS Cough -OR- Fever ($\geq 100^{\circ}\text{F}$ [37.8°C], oral or equivalent, PLUS Sore Throat -OR- Fever ($\geq 100^{\circ}\text{F}$ [37.8°C], oral or equivalent, PLUS Cough *and* Sore Throat (in the absence of a known cause other than influenza)

1,815 Number of New Cases
Reported this Week

15,102 Number of Confirmed
Cases for 2019-2020
Influenza Season

Total Deaths Reported for 2019-2020 Influenza Season

Under 18 Years	18 Years & Older
3	38

Number of Regions with Increased ILI Activity for 2019-2020 Influenza Season

MMWR Week 05	Season Total
17 of 17 Regions	17 of 17 Regions

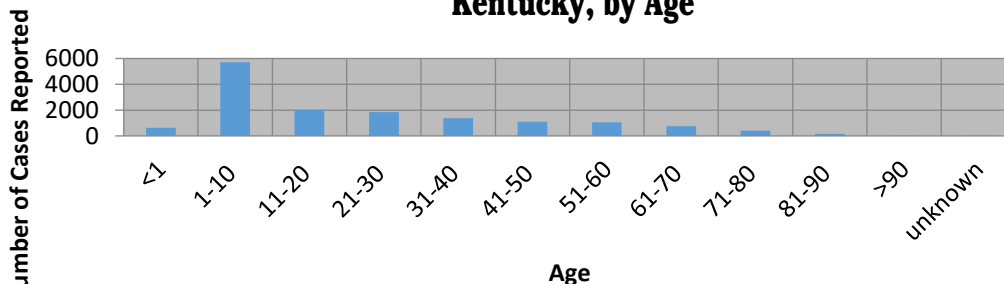
Number of Regions with Confirmed Flu Cases for 2019-2020 Influenza Season

MMWR Week 05	Season Total
17 of 17 Regions	17 of 17 Regions

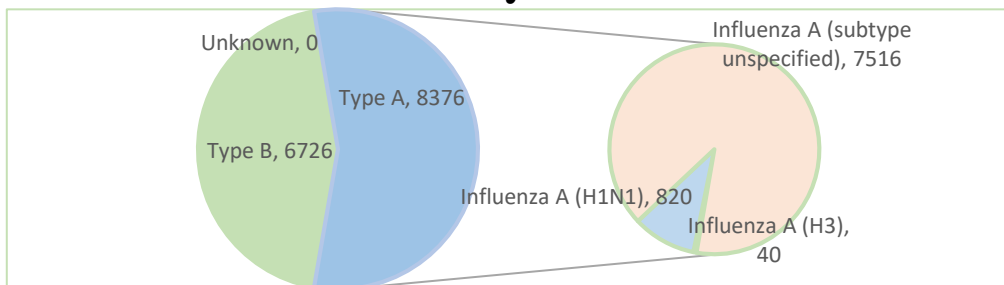
Number of Long-Term Care Facility Outbreaks for 2019-2020 Influenza Season

MMWR Week 05	Season Total
2 of 17 Regions	22 Outbreaks

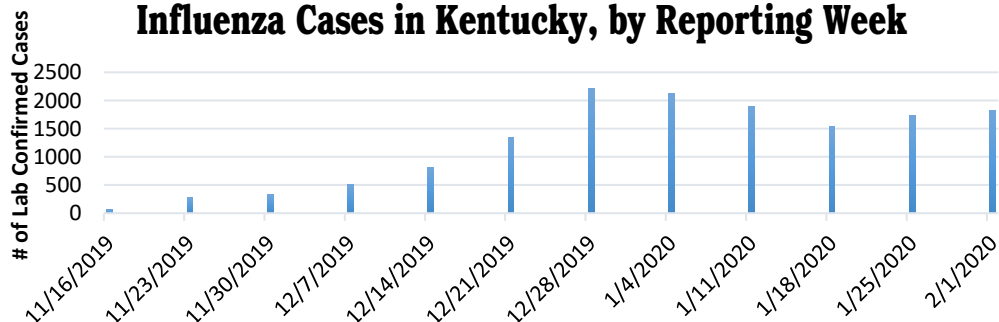
2019-2020 Total Laboratory *Confirmed Influenza Cases in Kentucky, by Age



Total 2019-2020 Influenza Virus Types Reported in Kentucky



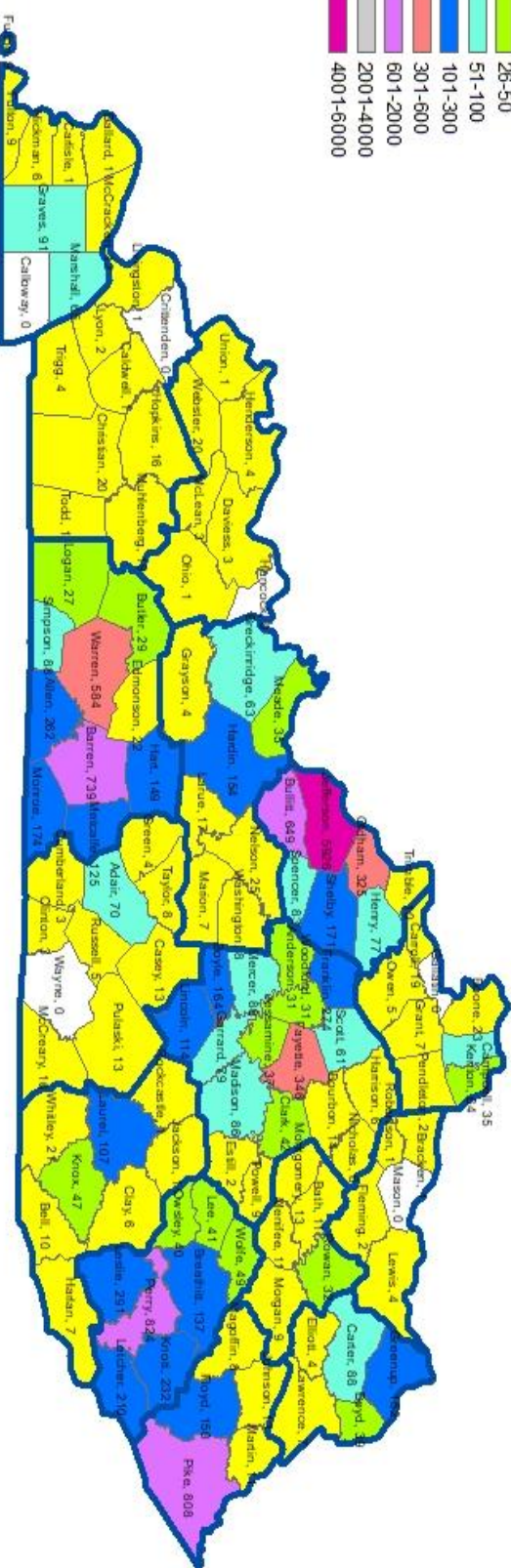
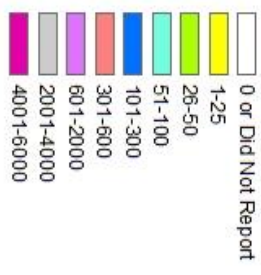
2019-2020 Total Laboratory *Confirmed Influenza Cases in Kentucky, by Reporting Week



2019 - 2020 Kentucky Influenza Season Total Influenza Cases: Lab Confirmed

MMWR Weeks 38-05

Total Confirmed Influenza Cases (n=15,102)



Cabinet for Health and Family Services
Kentucky Immunization Program
February 7, 2020

MMWR Week 05: Total *Confirmed Influenza Cases by County

County	MMWR Week 05	2019-2020 Season Total	County	MMWR Week 05	2019-2020 Season Total	County	MMWR Week 05	2019-2020 Season Total
Adair	15	70	Grant	0	7	McLean	2	3
Allen	42	262	Graves	0	91	Meade	7	35
Anderson	14	31	Grayson	0	4	Menifee	4	11
Ballard	0	1	Green	0	4	Mercer	14	88
Barren	144	739	Greenup	69	152	Metcalfe	21	125
Bath	2	11	Hancock	0	0	Monroe	6	174
Bell	0	10	Hardin	46	154	Montgomery	1	13
Boone	5	23	Harlan	1	7	Morgan	2	9
Bourbon	0	14	Harrison	1	6	Muhlenberg	1	19
Boyd	11	39	Hart	30	149	Nelson	8	25
Boyle	31	164	Henderson	0	4	Nicholas	1	6
Bracken	0	1	Henry	26	77	Ohio	0	1
Breathitt	17	137	Hickman	0	6	Oldham	57	325
Breckinridge	7	63	Hopkins	0	16	Owen	0	5
Bullitt	110	649	Jackson	0	1	Owsley	0	40
Butler	6	29	Jefferson	401	5926	Pendleton	0	2
Caldwell	0	1	Jessamine	6	37	Perry	16	824
Calloway	0	0	Johnson	1	13	Pike	159	808
Campbell	5	35	Kenton	5	64	Powell	0	9
Carlisle	0	1	Knott	21	232	Pulaski	3	13
Carroll	0	19	Knox	8	47	Robertson	1	1
Carter	46	88	Larue	6	17	Rockcastle	0	1
Casey	2	13	Laurel	15	107	Rowan	11	32
Christian	2	20	Lawrence	2	7	Russell	0	5
Clark	5	42	Lee	3	41	Scott	5	61
Clay	0	6	Leslie	36	291	Shelby	15	171
Clinton	0	3	Letcher	24	210	Simpson	22	88
Crittenden	0	0	Lewis	0	4	Spencer	13	83
Cumberland	0	3	Lincoln	13	114	Taylor	0	8
Daviess	0	3	Livingston	0	1	Todd	1	1
Edmonson	5	22	Logan	1	27	Trigg	0	4
Elliott	2	4	Lyon	0	2	Trimble	0	10
Estill	1	2	Madison	9	86	Union	0	1
Fayette	43	346	Magoffin	1	8	Warren	82	584
Fleming	1	2	Marion	2	7	Washington	0	8
Floyd	46	150	Marshall	5	65	Wayne	0	0
Franklin	27	274	Martin	6	11	Webster	4	20
Fulton	0	9	Mason	0	0	Whitley	0	21
Gallatin	0	0	McCracken	2	12	Wolfe	9	49
Garrard	16	79	McCreary	0	16	Woodford	5	31

Kentucky National Electronic Disease Surveillance System (NEDSS) and U.S. Outpatient Influenza-like Illness Surveillance Network (ILINet) Data.
 Department for Public Health, Cabinet for Health and Family Services, Frankfort, Kentucky, [January 26, 2020 - February 01, 2020].