



Kentucky Department for Public Health Weekly Influenza Surveillance Report

MMWR Week 10
March 1, 2020 –
March 7, 2020

Current Influenza Activity Level: **WIDESPREAD**

Activity Level Range: No Activity Sporadic Local Regional Widespread

Widespread: Outbreaks of influenza or increases in ILI cases and recent laboratory-confirmed influenza in at least half the regions of the state with recent laboratory evidence of influenza in the state.

Confirmed: Laboratory confirmed influenza cases are determined using the following test methods: RT-PCR, nucleic acid detection or viral culture. Laboratory-confirmed cases are reportable in Kentucky. (Please note that positive results using rapid influenza antigen tests are not included in this report.)

Influenza-like Illness (ILI) Case Definition:

- Fever ($\geq 100^{\circ}\text{F}$ [37.8°C], oral or equivalent, PLUS Cough -OR- Fever ($\geq 100^{\circ}\text{F}$ [37.8°C], oral or equivalent, PLUS Sore Throat -OR- Fever ($\geq 100^{\circ}\text{F}$ [37.8°C], oral or equivalent, PLUS Cough *and* Sore Throat (in the absence of a known cause other than influenza)

1,882 Number of New Cases
Reported this Week

24,473 Number of Confirmed
Cases for 2019-2020
Influenza Season

Total Deaths Reported for 2019-2020 Influenza Season

Under 18 Years	18 Years & Older
4	85

Number of Regions with Increased ILI Activity for 2019-2020 Influenza Season

MMWR Week 10	Season Total
12 of 17 Regions	17 of 17 Regions

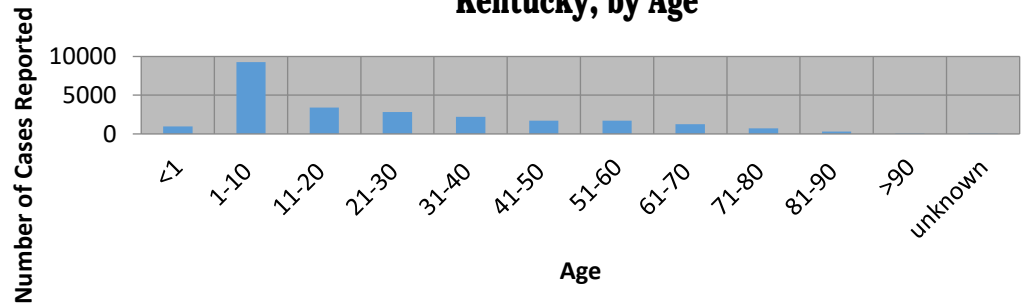
Number of Regions with Confirmed Flu Cases for 2019-2020 Influenza Season

MMWR Week 10	Season Total
17 of 17 Regions	17 of 17 Regions

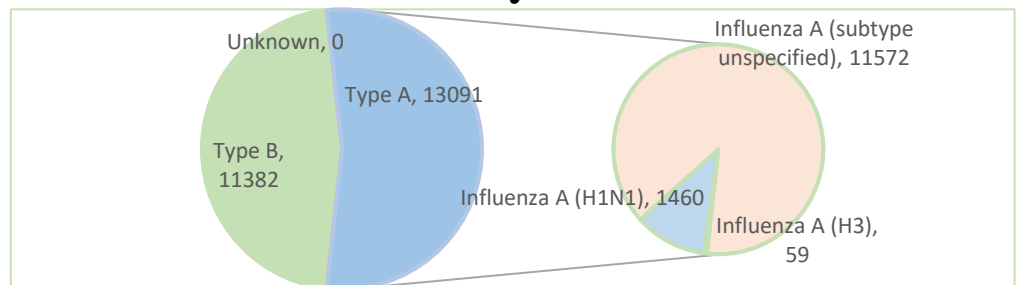
Number of Long-Term Care Facility Outbreaks for 2019-2020 Influenza Season

MMWR Week 10	Season Total
4 of 17 Regions	41 Outbreaks

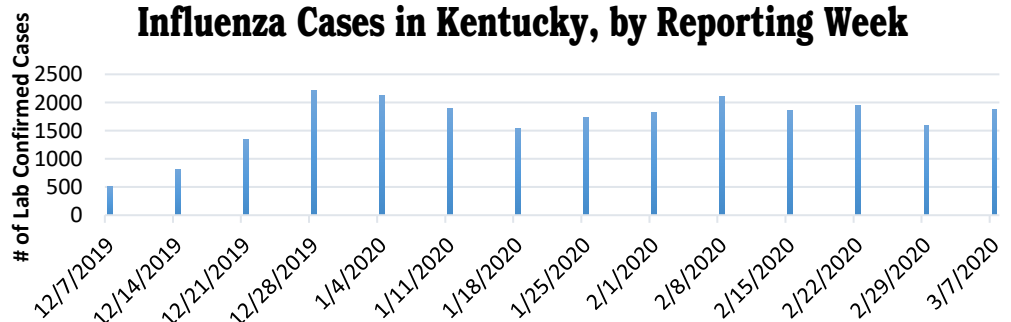
2019-2020 Total Laboratory *Confirmed Influenza Cases in Kentucky, by Age



Total 2019-2020 Influenza Virus Types Reported in Kentucky



2019-2020 Total Laboratory *Confirmed Influenza Cases in Kentucky, by Reporting Week



MMWR Week 10: Total *Confirmed Influenza Cases by County

County	MMWR Week 10	2019-2020 Season Total	County	MMWR Week 10	2019-2020 Season Total	County	MMWR Week 10	2019-2020 Season Total
Adair	4	94	Grant	6	19	McLean	0	4
Allen	9	366	Graves	44	254	Meade	2	53
Anderson	9	87	Grayson	0	6	Menifee	0	12
Ballard	0	2	Green	0	12	Mercer	3	130
Barren	125	1379	Greenup	15	353	Metcalfe	45	275
Bath	0	24	Hancock	0	0	Monroe	14	231
Bell	7	17	Hardin	26	392	Montgomery	0	40
Boone	10	51	Harlan	0	30	Morgan	0	10
Bourbon	1	21	Harrison	1	12	Muhlenberg	6	46
Boyd	13	122	Hart	41	303	Nelson	8	50
Boyle	6	219	Henderson	0	6	Nicholas	0	6
Bracken	0	3	Henry	5	135	Ohio	0	1
Breathitt	34	271	Hickman	3	9	Oldham	0	534
Breckinridge	24	119	Hopkins	0	37	Owen	0	10
Bullitt	43	956	Jackson	0	3	Owsley	11	74
Butler	5	43	Jefferson	575	8339	Pendleton	2	6
Caldwell	0	8	Jessamine	2	55	Perry	91	1226
Calloway	1	2	Johnson	0	21	Pike	58	1253
Campbell	8	54	Kenton	20	121	Powell	0	19
Carlisle	1	5	Knott	58	484	Pulaski	0	21
Carroll	0	21	Knox	42	204	Robertson	0	1
Carter	24	259	Larue	1	50	Rockcastle	0	2
Casey	0	22	Laurel	10	150	Rowan	5	60
Christian	0	25	Lawrence	0	9	Russell	0	10
Clark	0	79	Lee	6	78	Scott	1	87
Clay	0	7	Leslie	42	434	Shelby	5	204
Clinton	0	3	Letcher	32	325	Simpson	3	127
Crittenden	0	0	Lewis	0	8	Spencer	3	122
Cumberland	0	10	Lincoln	3	183	Taylor	0	9
Daviess	0	4	Livingston	2	8	Todd	0	1
Edmonson	3	41	Logan	3	55	Trigg	0	14
Elliott	0	4	Lyon	1	9	Trimble	1	20
Estill	0	2	Madison	10	134	Union	0	2
Fayette	27	618	Magoffin	0	17	Warren	39	855
Fleming	0	5	Marion	0	11	Washington	0	17
Floyd	79	386	Marshall	10	106	Wayne	0	3
Franklin	132	680	Martin	23	72	Webster	4	29
Fulton	0	11	Mason	0	0	Whitley	13	42
Gallatin	2	5	McCracken	3	27	Wolfe	13	81
Garrard	0	203	McCreary	2	33	Woodford	2	54

Kentucky National Electronic Disease Surveillance System (NEDSS) and U.S. Outpatient Influenza-like Illness Surveillance Network (ILINet) Data.
 Department for Public Health, Cabinet for Health and Family Services, Frankfort, Kentucky, [March 1, 2020 - March 7, 2020].



Kentucky Department for Public Health Weekly Influenza Surveillance Report

MMWR Week 12
March 15, 2020 –
March 21, 2020

Current Influenza Activity Level: **WIDESPREAD for the 16th Consecutive Week**

Activity Level Range: No Activity Sporadic Local Regional Widespread

Widespread: Outbreaks of influenza or increases in ILI cases and recent laboratory-confirmed influenza in at least half the regions of the state with recent laboratory evidence of influenza in the state.

Confirmed: Laboratory confirmed influenza cases are determined using the following test methods: RT-PCR, nucleic acid detection or viral culture. Laboratory-confirmed cases are reportable in Kentucky. (Please note that positive results using rapid influenza antigen tests are not included in this report.)

Influenza-like Illness (ILI) Case Definition:

- Fever ($\geq 100^{\circ}\text{F}$ [37.8°C], oral or equivalent, PLUS Cough -OR- Fever ($\geq 100^{\circ}\text{F}$ [37.8°C], oral or equivalent, PLUS Sore Throat -OR- Fever ($\geq 100^{\circ}\text{F}$ [37.8°C], oral or equivalent, PLUS Cough and Sore Throat (in the absence of a known cause other than influenza)

952 Number of New Cases
Reported this Week

26,940 Number of Confirmed
Cases for 2019-2020
Influenza Season

Total Deaths Reported for 2019-2020 Influenza Season

Under 18 Years	18 Years & Older
4	101

Number of Regions with Increased ILI Activity for 2019-2020 Influenza Season

MMWR Week 12	Season Total
11 of 17 Regions	17 of 17 Regions

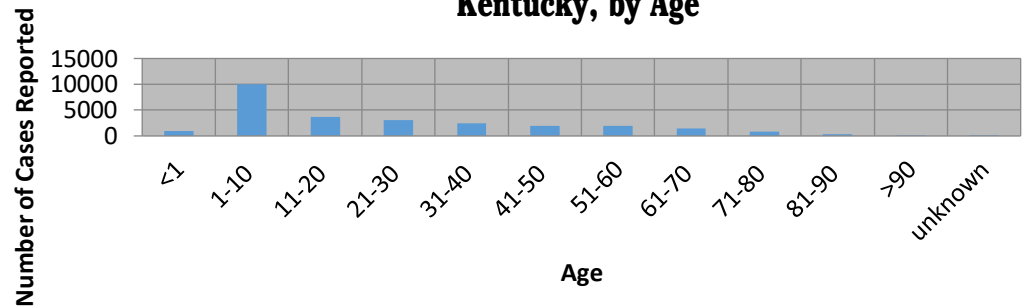
Number of Regions with Confirmed Flu Cases for 2019-2020 Influenza Season

MMWR Week 12	Season Total
0 of 17 Regions	17 of 17 Regions

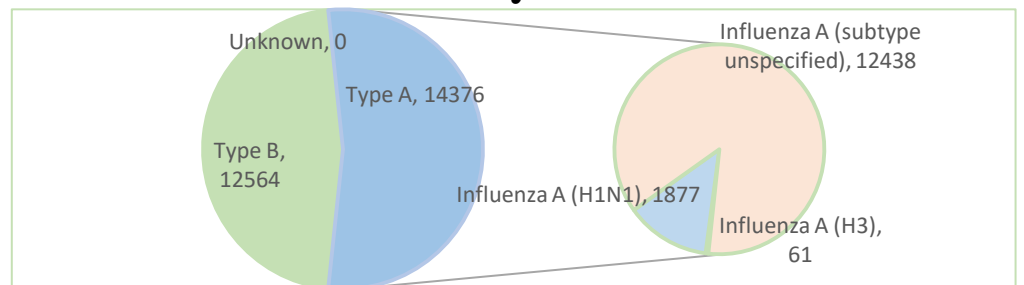
Number of Long-Term Care Facility Outbreaks for 2019-2020 Influenza Season

MMWR Week 12	Season Total
0 of 17 Regions	44 Outbreaks

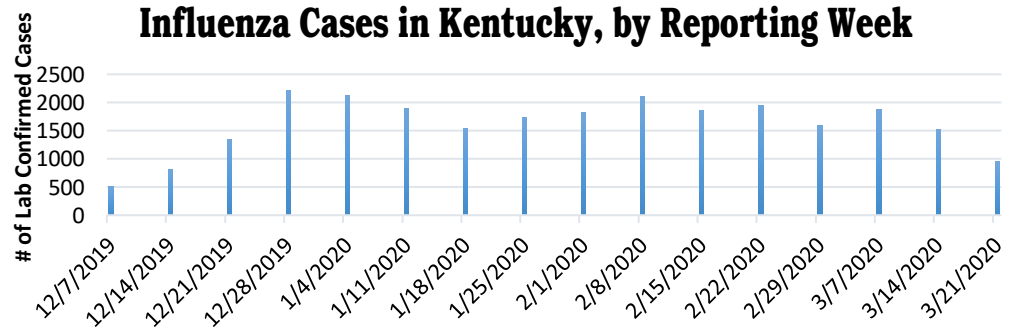
2019-2020 Total Laboratory *Confirmed Influenza Cases in Kentucky, by Age



Total 2019-2020 Influenza Virus Types Reported in Kentucky



2019-2020 Total Laboratory *Confirmed Influenza Cases in Kentucky, by Reporting Week



MMWR Week 12: Total *Confirmed Influenza Cases by County

County	MMWR Week 12	2019-2020 Season Total	County	MMWR Week 12	2019-2020 Season Total	County	MMWR Week 12	2019-2020 Season Total
Adair	2	100	Grant	3	24	McLean	0	5
Allen	3	385	Graves	6	271	Meade	0	57
Anderson	0	87	Grayson	0	8	Menifee	0	12
Ballard	2	6	Green	2	17	Mercer	3	152
Barren	41	1543	Greenup	20	384	Metcalfe	4	297
Bath	3	29	Hancock	0	0	Monroe	6	254
Bell	3	27	Hardin	8	423	Montgomery	0	42
Boone	4	65	Harlan	0	32	Morgan	4	17
Bourbon	1	24	Harrison	1	18	Muhlenberg	3	70
Boyd	14	151	Hart	7	333	Nelson	2	54
Boyle	0	219	Henderson	0	6	Nicholas	1	7
Bracken	0	3	Henry	5	146	Ohio	0	1
Breathitt	26	305	Hickman	1	10	Oldham	0	582
Breckinridge	6	147	Hopkins	0	168	Owen	0	10
Bullitt	14	979	Jackson	1	5	Owsley	3	81
Butler	0	46	Jefferson	28	8592	Pendleton	0	6
Caldwell	1	10	Jessamine	2	59	Perry	39	1317
Calloway	0	2	Johnson	8	35	Pike	146	1531
Campbell	3	61	Kenton	9	146	Powell	3	29
Carlisle	0	5	Knott	9	520	Pulaski	3	24
Carroll	0	24	Knox	24	250	Robertson	0	1
Carter	10	293	Larue	2	54	Rockcastle	1	3
Casey	0	22	Laurel	10	168	Rowan	10	89
Christian	2	31	Lawrence	2	13	Russell	0	10
Clark	17	96	Lee	2	87	Scott	6	96
Clay	0	7	Leslie	13	470	Shelby	1	207
Clinton	0	4	Letcher	10	344	Simpson	0	131
Crittenden	1	2	Lewis	0	9	Spencer	1	127
Cumberland	1	12	Lincoln	24	214	Taylor	0	10
Daviess	0	4	Livingston	1	12	Todd	1	18
Edmonson	0	43	Logan	2	57	Trigg	1	15
Elliott	2	6	Lyon	0	10	Trimble	0	21
Estill	0	13	Madison	16	167	Union	0	2
Fayette	124	749	Magoffin	1	27	Warren	0	881
Fleming	0	8	Marion	0	13	Washington	0	20
Floyd	86	531	Marshall	12	134	Wayne	0	3
Franklin	63	752	Martin	0	78	Webster	0	29
Fulton	1	12	Mason	0	1	Whitley	28	111
Gallatin	0	7	McCracken	11	74	Wolfe	11	95
Garrard	0	233	McCreary	5	40	Woodford	0	61

Kentucky National Electronic Disease Surveillance System (NEDSS) and U.S. Outpatient Influenza-like Illness Surveillance Network (ILINet) Data.
 Department for Public Health, Cabinet for Health and Family Services, Frankfort, Kentucky, [March 15, 2020 – March 21, 2020].



Kentucky Department for Public Health Weekly Influenza Surveillance Report

MMWR Week 13
March 22, 2020 –
March 28, 2020

Current Influenza Activity Level: **REGIONAL**

Activity Level Range: No Activity Sporadic Local Regional Widespread

Regional: Outbreaks of influenza or increases in ILI cases and recent laboratory-confirmed influenza in at least two but less than half the regions of the state with recent laboratory evidence of influenza in those regions.

Confirmed: Laboratory confirmed influenza cases are determined using the following test methods: RT-PCR, nucleic acid detection or viral culture. Laboratory-confirmed cases are reportable in Kentucky. (Please note that positive results using rapid influenza antigen tests are not included in this report.)

Influenza-like Illness (ILI) Case Definition:

- Fever ($\geq 100^{\circ}\text{F}$ [37.8°C], oral or equivalent, PLUS Cough -OR- Fever ($\geq 100^{\circ}\text{F}$ [37.8°C], oral or equivalent, PLUS Sore Throat -OR- Fever ($\geq 100^{\circ}\text{F}$ [37.8°C], oral or equivalent, PLUS Cough *and* Sore Throat (in the absence of a known cause other than influenza)

377 Number of New Cases
Reported this Week

27,317 Number of Confirmed
Cases for 2019-2020
Influenza Season

Total Deaths Reported for 2019-2020 Influenza Season

Under 18 Years	18 Years & Older
5	121

Number of Regions with Increased ILI Activity for 2019-2020 Influenza Season

MMWR Week 13	Season Total
3 of 17 Regions	17 of 17 Regions

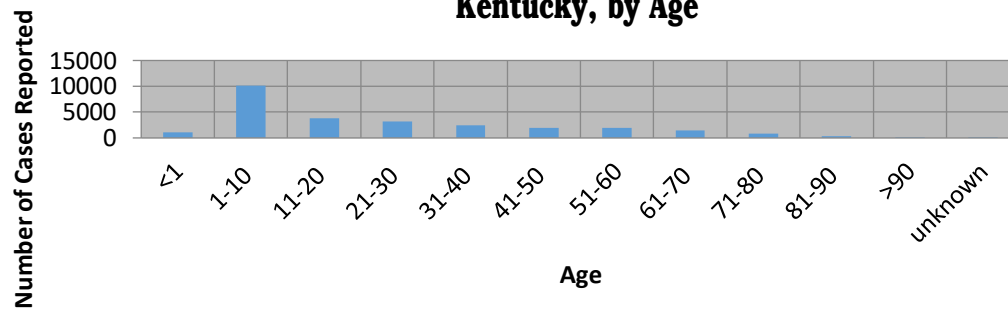
Number of Regions with Confirmed Flu Cases for 2019-2020 Influenza Season

MMWR Week 13	Season Total
15 of 17 Regions	17 of 17 Regions

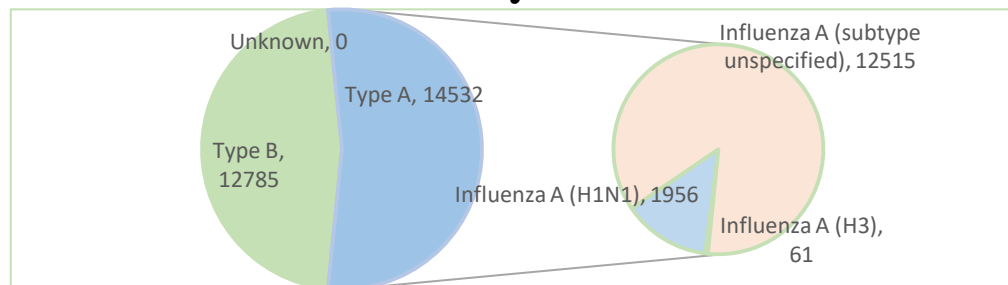
Number of Long-Term Care Facility Outbreaks for 2019-2020 Influenza Season

MMWR Week 13	Season Total
0 of 17 Regions	44 Outbreaks

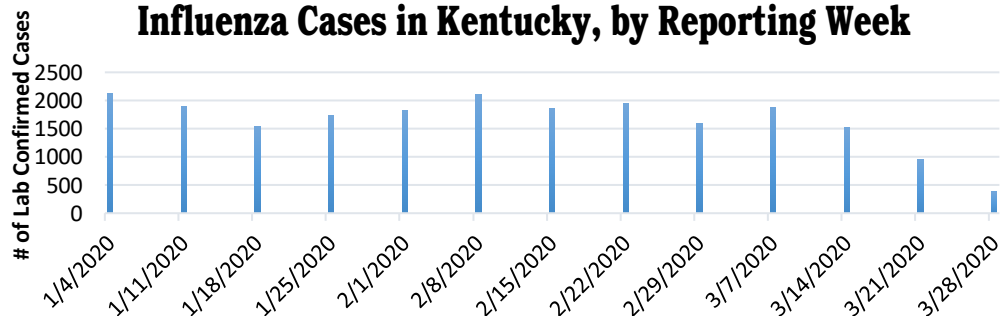
2019-2020 Total Laboratory *Confirmed Influenza Cases in Kentucky, by Age



Total 2019-2020 Influenza Virus Types Reported in Kentucky



2019-2020 Total Laboratory *Confirmed Influenza Cases in Kentucky, by Reporting Week



MMWR Week 13: Total *Confirmed Influenza Cases by County

County	MMWR Week 13	2019-2020 Season Total	County	MMWR Week 13	2019-2020 Season Total	County	MMWR Week 13	2019-2020 Season Total
Adair	0	100	Grant	0	24	McLean	0	5
Allen	4	389	Graves	1	272	Meade	0	57
Anderson	0	87	Grayson	0	8	Menifee	0	12
Ballard	0	6	Green	0	17	Mercer	8	160
Barren	7	1550	Greenup	11	395	Metcalfe	1	298
Bath	2	31	Hancock	0	0	Monroe	4	258
Bell	5	32	Hardin	0	423	Montgomery	0	42
Boone	2	67	Harlan	0	32	Morgan	0	17
Bourbon	2	26	Harrison	0	18	Muhlenberg	3	73
Boyd	0	151	Hart	8	341	Nelson	1	55
Boyle	7	226	Henderson	0	6	Nicholas	1	8
Bracken	0	3	Henry	0	146	Ohio	1	2
Breathitt	7	312	Hickman	0	10	Oldham	0	582
Breckinridge	0	147	Hopkins	3	171	Owen	0	10
Bullitt	0	979	Jackson	0	5	Owsley	2	83
Butler	3	49	Jefferson	17	8609	Pendleton	0	6
Caldwell	0	10	Jessamine	2	61	Perry	10	1327
Calloway	0	2	Johnson	0	35	Pike	65	1596
Campbell	2	63	Kenton	5	151	Powell	2	31
Carlisle	0	5	Knott	9	529	Pulaski	4	28
Carroll	0	24	Knox	6	256	Robertson	0	1
Carter	1	294	Larue	0	54	Rockcastle	0	3
Casey	0	22	Laurel	4	172	Rowan	2	91
Christian	3	34	Lawrence	0	13	Russell	0	10
Clark	0	96	Lee	3	90	Scott	6	102
Clay	0	7	Leslie	15	485	Shelby	0	207
Clinton	0	4	Letcher	1	345	Simpson	9	140
Crittenden	1	3	Lewis	0	9	Spencer	0	127
Cumberland	0	12	Lincoln	2	216	Taylor	1	11
Daviess	0	4	Livingston	2	14	Todd	0	18
Edmonson	0	43	Logan	5	62	Trigg	0	15
Elliott	0	6	Lyon	0	10	Trimble	0	21
Estill	6	19	Madison	0	167	Union	0	2
Fayette	0	749	Magoffin	0	27	Warren	24	905
Fleming	0	8	Marion	0	13	Washington	2	22
Floyd	28	559	Marshall	0	134	Wayne	0	3
Franklin	23	775	Martin	0	78	Webster	0	29
Fulton	0	12	Mason	0	1	Whitley	16	127
Gallatin	0	7	McCracken	7	81	Wolfe	4	99
Garrard	1	234	McCreary	2	42	Woodford	4	65

Kentucky National Electronic Disease Surveillance System (NEDSS) and U.S. Outpatient Influenza-like Illness Surveillance Network (ILINet) Data.
Department for Public Health, Cabinet for Health and Family Services, Frankfort, Kentucky, [March 22, 2020 – March 28, 2020].



Kentucky Department for Public Health Weekly Influenza Surveillance Report

MMWR Week 13
March 22, 2020 –
March 28, 2020

Current Influenza Activity Level: **REGIONAL**

Activity Level Range: No Activity Sporadic Local Regional Widespread

Regional: Outbreaks of influenza or increases in ILI cases and recent laboratory-confirmed influenza in at least two but less than half the regions of the state with recent laboratory evidence of influenza in those regions.

Confirmed: Laboratory confirmed influenza cases are determined using the following test methods: RT-PCR, nucleic acid detection or viral culture. Laboratory-confirmed cases are reportable in Kentucky. (Please note that positive results using rapid influenza antigen tests are not included in this report.)

Influenza-like Illness (ILI) Case Definition:

- Fever ($\geq 100^{\circ}\text{F}$ [37.8°C], oral or equivalent, PLUS Cough -OR- Fever ($\geq 100^{\circ}\text{F}$ [37.8°C], oral or equivalent, PLUS Sore Throat -OR- Fever ($\geq 100^{\circ}\text{F}$ [37.8°C], oral or equivalent, PLUS Cough *and* Sore Throat (in the absence of a known cause other than influenza)

377 Number of New Cases
Reported this Week

27,317 Number of Confirmed
Cases for 2019-2020
Influenza Season

Total Deaths Reported for 2019-2020 Influenza Season

Under 18 Years	18 Years & Older
5	121

Number of Regions with Increased ILI Activity for 2019-2020 Influenza Season

MMWR Week 13	Season Total
3 of 17 Regions	17 of 17 Regions

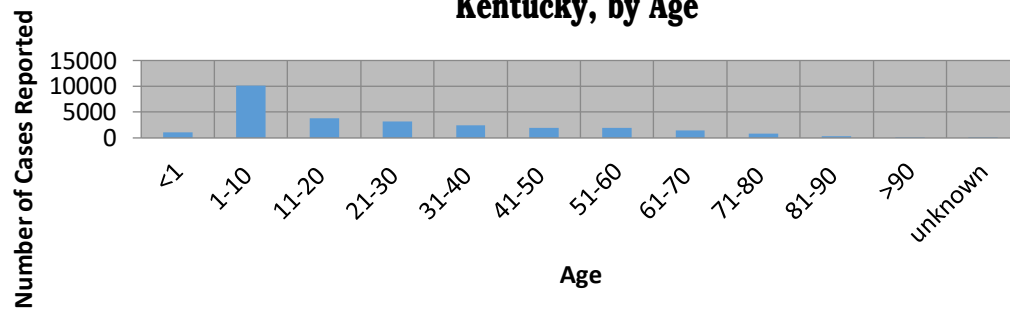
Number of Regions with Confirmed Flu Cases for 2019-2020 Influenza Season

MMWR Week 13	Season Total
15 of 17 Regions	17 of 17 Regions

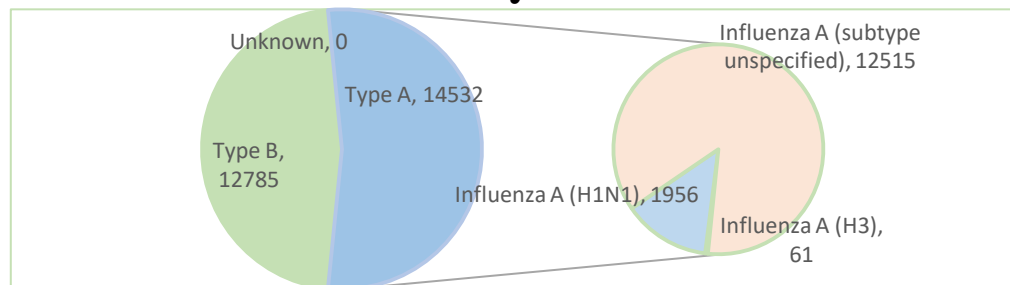
Number of Long-Term Care Facility Outbreaks for 2019-2020 Influenza Season

MMWR Week 13	Season Total
0 of 17 Regions	44 Outbreaks

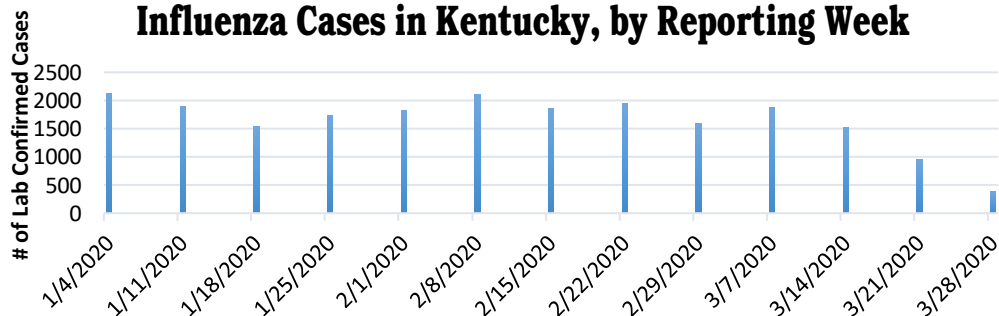
2019-2020 Total Laboratory *Confirmed Influenza Cases in Kentucky, by Age



Total 2019-2020 Influenza Virus Types Reported in Kentucky



2019-2020 Total Laboratory *Confirmed Influenza Cases in Kentucky, by Reporting Week



MMWR Week 13: Total *Confirmed Influenza Cases by County

County	MMWR Week 13	2019-2020 Season Total	County	MMWR Week 13	2019-2020 Season Total	County	MMWR Week 13	2019-2020 Season Total
Adair	0	100	Grant	0	24	McLean	0	5
Allen	4	389	Graves	1	272	Meade	0	57
Anderson	0	87	Grayson	0	8	Menifee	0	12
Ballard	0	6	Green	0	17	Mercer	8	160
Barren	7	1550	Greenup	11	395	Metcalfe	1	298
Bath	2	31	Hancock	0	0	Monroe	4	258
Bell	5	32	Hardin	0	423	Montgomery	0	42
Boone	2	67	Harlan	0	32	Morgan	0	17
Bourbon	2	26	Harrison	0	18	Muhlenberg	3	73
Boyd	0	151	Hart	8	341	Nelson	1	55
Boyle	7	226	Henderson	0	6	Nicholas	1	8
Bracken	0	3	Henry	0	146	Ohio	1	2
Breathitt	7	312	Hickman	0	10	Oldham	0	582
Breckinridge	0	147	Hopkins	3	171	Owen	0	10
Bullitt	0	979	Jackson	0	5	Owsley	2	83
Butler	3	49	Jefferson	17	8609	Pendleton	0	6
Caldwell	0	10	Jessamine	2	61	Perry	10	1327
Calloway	0	2	Johnson	0	35	Pike	65	1596
Campbell	2	63	Kenton	5	151	Powell	2	31
Carlisle	0	5	Knott	9	529	Pulaski	4	28
Carroll	0	24	Knox	6	256	Robertson	0	1
Carter	1	294	Larue	0	54	Rockcastle	0	3
Casey	0	22	Laurel	4	172	Rowan	2	91
Christian	3	34	Lawrence	0	13	Russell	0	10
Clark	0	96	Lee	3	90	Scott	6	102
Clay	0	7	Leslie	15	485	Shelby	0	207
Clinton	0	4	Letcher	1	345	Simpson	9	140
Crittenden	1	3	Lewis	0	9	Spencer	0	127
Cumberland	0	12	Lincoln	2	216	Taylor	1	11
Daviess	0	4	Livingston	2	14	Todd	0	18
Edmonson	0	43	Logan	5	62	Trigg	0	15
Elliott	0	6	Lyon	0	10	Trimble	0	21
Estill	6	19	Madison	0	167	Union	0	2
Fayette	0	749	Magoffin	0	27	Warren	24	905
Fleming	0	8	Marion	0	13	Washington	2	22
Floyd	28	559	Marshall	0	134	Wayne	0	3
Franklin	23	775	Martin	0	78	Webster	0	29
Fulton	0	12	Mason	0	1	Whitley	16	127
Gallatin	0	7	McCracken	7	81	Wolfe	4	99
Garrard	1	234	McCreary	2	42	Woodford	4	65

Kentucky National Electronic Disease Surveillance System (NEDSS) and U.S. Outpatient Influenza-like Illness Surveillance Network (ILINet) Data.
 Department for Public Health, Cabinet for Health and Family Services, Frankfort, Kentucky, [March 22, 2020 – March 28, 2020].

