



Kentucky Public Health
Prevent. Promote. Protect.

KENTUCKY DEPARTMENT FOR PUBLIC HEALTH

Outpatient Antibiotic Prescribing in Kentucky

The Kentucky Outpatient Antibiotic
Prescriptions Report – 2017

Healthcare-Associated Infection Prevention Program

11/7/2017

Nationwide data from 2011 implicated Kentucky as the state with the highest outpatient antibiotic prescribing rate in the United States (Hicks, 2015). Inappropriate use of antibiotics can lead to antibiotic resistance, one of the world's most urgent health threats. Appropriate antibiotic use requires a joint effort between prescribers, the public, and pharmacists. This report presents an analysis of data from two sources to help illuminate outpatient antibiotic prescribing practices in Kentucky.

Foreword

The Healthcare-Associated Infection (HAI) Prevention Program at the Kentucky Department for Public Health uses a multifaceted approach to promote the health of Kentuckians by preventing HAIs and slowing the spreading of antibiotic-resistant organisms in the Commonwealth. The Centers for Disease Control and Prevention (CDC) has outlined four core actions to combat antibiotic resistance, one of which is to improve antibiotic prescribing. An initial step in improving antibiotic prescribing in the Commonwealth is to better understand current prescribing practices in the outpatient setting. This understanding will allow educational opportunities for prescribers regarding appropriate antibiotic use and public health messages to be tailored to meet the needs of Kentucky residents.

Contents

Foreword..... i

Background information 1

 Antibiotics 1

 Antibiotic stewardship 2

Data from Kentucky 4

 I. Antibiotic prescriptions in the outpatient setting..... 4

 II. Antibiotic prescriptions in the pediatric Kentucky Medicaid population 8

Recommendations 12

References 13

Appendix A (Resources for Providers and the Community) 15

Background information

Antibiotics

Antibiotics are medications used for the treatment of bacterial infections. Following the first use of penicillin to treat infections in 1942 (Dawson, 1943) and later identification of additional antibiotics, morbidity and mortality associated with bacterial infections have been significantly reduced (Shapiro, 2013). Antibiotic use, however, is not without risk. Antibiotics have been associated with adverse drug reactions (Dantes 2015; Bell 2014) and increased risk of *Clostridium difficile* infections (Brown 2013; Deshpande 2013). In the United States, *C. difficile* infections result in almost 250,000 hospitalizations and an estimated 14,000 deaths each year (Centers for Disease Control, 2013).

Additionally, inappropriate antibiotic use is a core contributor to the development of antibiotic-resistant organisms, resulting in poorer health outcomes and increased health care costs. In the United States, an estimated 2 million people develop serious bacterial infections that are resistant to one or more antibiotics every year (CDC, 2013). Almost 23,000 deaths occur each year as a direct result of antibiotic-resistant bacteria and additional deaths occur from conditions that were complicated by infections with these organisms (CDC, 2013). Antibiotic resistance presents a challenge in the delivery of appropriate health care across the continuum of care.

There are many factors that drive inappropriate antibiotic use, including agricultural practices (Teuber, 2001). From the human perspective, both patient and caregiver expectations are associated with inappropriate prescribing of antibiotics (Mustafa 2014; Little 2004). Studies have shown that to maintain or establish positive relationships with their patients, physicians prescribe antibiotics according to their perceptions of patient expectations (Cals 2007; Andre 2010). Additional research has suggested that patient socioeconomic factors, such as income and education, have an impact on antibiotic prescribing rates (Masiero 2010; Marra 2010). By some estimates, over half of antibiotic prescribing in the outpatient setting may be unnecessary or inappropriate (Shapiro, 2014); a significant portion of this is related to the management of acute respiratory infections, such as sinusitis (Shapiro, 2014) and bronchitis (Gonzales, 1999). Antibiotics prescribed incorrectly offer limited, if any, benefits to patients and lead to potential complications. Clinical practice guidelines for common infections (e.g., the American Academy of Pediatrics guidelines for sinusitis (Wald, 2013) and otitis (Lieberthal, 2013), and adult sinusitis (Rosenfeld, 2015)) help establish standards of care, focus quality improvement efforts, and improve patient outcomes.

Antibiotic stewardship

Antibiotic stewardship is concerned with “optimizing clinical outcomes while minimizing unintended consequences of antimicrobial use...” (Dellit, 2001). Antibiotic stewardship programs include activities and commitments that encourage appropriate use of antibiotics, reduce antibiotic resistance, improve patient outcomes, and decrease the spread of infections caused by drug-resistant organisms. The adoption of stewardship programs, regardless of the health care setting, requires active participation by all who prescribe antibiotics and care for those requiring treatment. An overarching goal of antibiotic stewardship is to promote adherence to clinical practice guidelines, especially with regard to antibiotic use.

Collecting and making publicly available data regarding antibiotic use and resistance patterns is critical in guiding and evaluating efforts to combat resistance. While many of the most highly resistant infections develop within the hospital setting, any approach to combating resistance and the spread of resistant organisms must include these types of surveillance across the continuum of care.

All stewardship programs require certain elements to be successful. The CDC has defined “Core Elements” for stewardship programs across the continuum of care including both inpatient (CDC, 2014) and outpatient settings (Sanchez, 2016). The seven core elements for hospital-based stewardship are as follows:

- *Leadership Commitment: Dedicating necessary human, financial and information technology resources*
- *Accountability: Appointing a single leader responsible for program outcomes. Experience with successful programs show that a physician leader is effective*
- *Drug Expertise: Appointing a single pharmacist leader responsible for working to improve antibiotic use*
- *Action: Implementing at least one recommended action, such as systemic evaluation of ongoing treatment need after a set period of initial treatment (e.g., “antibiotic time out” after 48 hours)*
- *Tracking: Monitoring antibiotic prescribing and resistance patterns*
- *Reporting: Regular reporting information on antibiotic use and resistance to doctors, nurses and relevant staff*
- *Education: Educating clinicians about resistance and optimal prescribing*

In 2016, 69 of the 71 acute care hospitals in Kentucky completed the patient safety survey through the National Healthcare Safety Network (NHSN). Of those 69, 64% reported that they met each of CDC's seven elements of antibiotic stewardship, up from 41% in 2015. In both 2015 and 2016, only two facilities reported meeting none of the elements and two reported meeting only one of the elements. In 2016, facilities that did not meet each of the seven core elements most commonly reported that they did not have leadership commitment (13 of 64, or 20%, reported this absence), an antibiotic tracking process (20%), or stewardship education (20%). Regarding the least commonly reported deficiencies, only four facilities reported that they did not have drug expertise and four reported not taking at least one recommended action related to stewardship.

In addition to strengthening antibiotic stewardship in the hospital setting, improving prescribing practices in the outpatient setting is also important. Outpatient prescribing is the focus of the remainder of this report. The concept of outpatient antibiotic stewardship refers to coordinated efforts to promote appropriate prescribing of antibiotics for non-hospitalized patients in clinics, private offices, and emergency departments. Once again, the engagement of all stakeholders is necessary for success. The CDC's core elements for stewardship in the outpatient setting are as follows:

- *Commitment: Demonstrate dedication to and accountability for optimizing antibiotic prescribing and patient safety*
- *Action for policy and practice: Implement at least one policy or practice to improve antibiotic prescribing, assess whether it is working, and modify as needed*
- *Tracking and reporting: Monitor antibiotic prescribing practices and offer regular feedback to clinicians, or have clinicians assess their own antibiotic prescribing practices themselves*
- *Education and expertise: Provide educational resources to clinicians and patients on antibiotic prescribing, and ensure access to needed expertise on optimizing antibiotic prescribing*

The Kentucky Department for Public Health (KDPH) has not previously conducted an evaluation of antibiotic stewardship activities in Kentucky's outpatient settings. However, analyses conducted by the KDPH and the University of Louisville have identified potential targets for outpatient stewardship interventions.

Data from Kentucky

I. Antibiotic prescriptions in the outpatient setting

Data Source

The Kentucky Department for Public Health used IMS Government Solutions antimicrobial data to conduct a descriptive analysis of 10.4 million outpatient prescriptions for antimicrobials written by Kentucky-based providers, including all professionals with the authority to prescribe to humans, in 2013–2014. The collection of these data is described in detail elsewhere (Hicks, 2015). An analysis of IMS data collected in 2011 revealed that Kentucky led the nation in outpatient antibiotic prescriptions with 1281 antibiotic prescriptions per 1000 person-years (Hicks, 2015).

Analyses

KDPH staff calculated the frequency of antimicrobial-specific prescriptions, assessed provider characteristics such as professional specialty (defined by the American Medical Association categorization scheme), and, using U.S. Census data, calculated prescription rates by patient gender. A secondary analysis considered variation across the different regions of Kentucky. Sampling error was not included in the calculations.

Results

Statewide: The overall prescription rate was 1182 antimicrobial prescriptions per 1000 person-years (py). The most common antimicrobial prescribed was amoxicillin (n=2,071,233, 19.8% of prescriptions) followed by azithromycin (n=1,781,694, 17.1%). The most common categories of antimicrobials prescribed were aminopenicillins (n=2,091,173, 20.0%), extended spectrum macrolides (n=1,880,807, 18.0%), and cephalosporins (n=1,583,235, 15.2%). Among professional specialties, family medicine providers prescribed the highest absolute number of antimicrobials (n=2,314,069, 22.2%), but dermatologists had the highest average number of prescriptions written per provider per year (Figure 1). The annual number of prescriptions per provider was highest among dermatologists, family medicine providers, and urologists. Across age categories, females received more prescriptions (Figure 2). Counties in southern and eastern Kentucky generally had higher annual prescription rates per 1,000 people than elsewhere in the state (Figure 3).

Figure 1. Antibiotic Prescription Rates for Outpatients in Kentucky, by Provider Specialty, 2013—2014

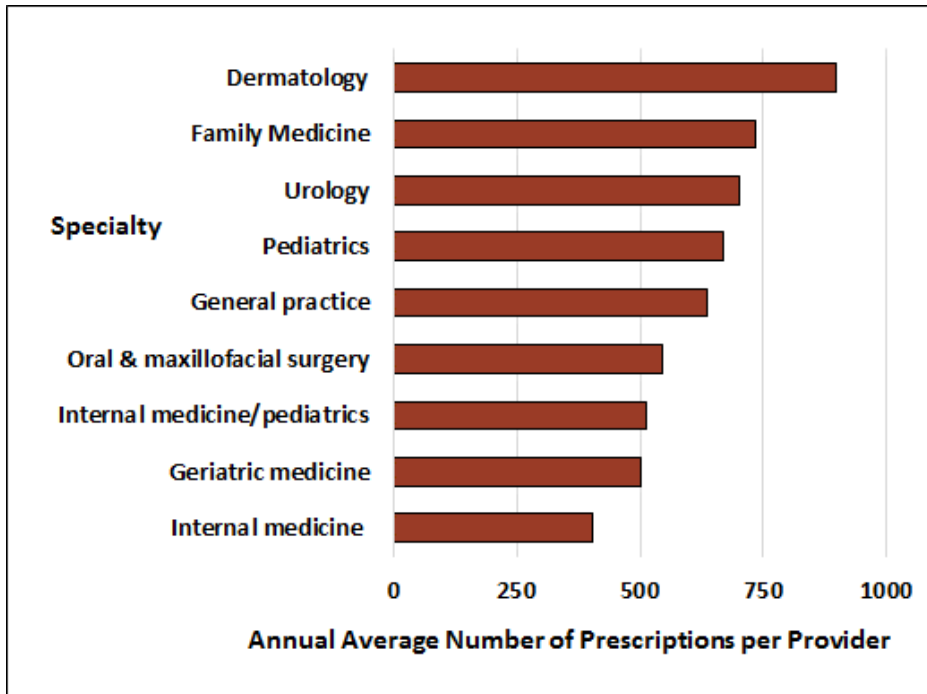


Figure 2. Antibiotic Prescriptions for Outpatients in Kentucky by Patient Age and Sex, 2013—2014

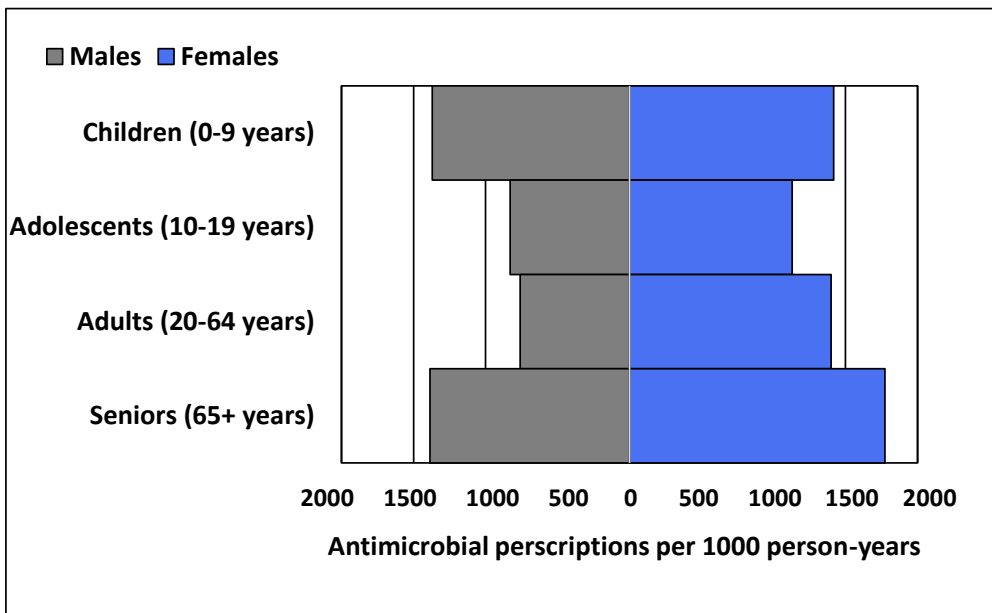
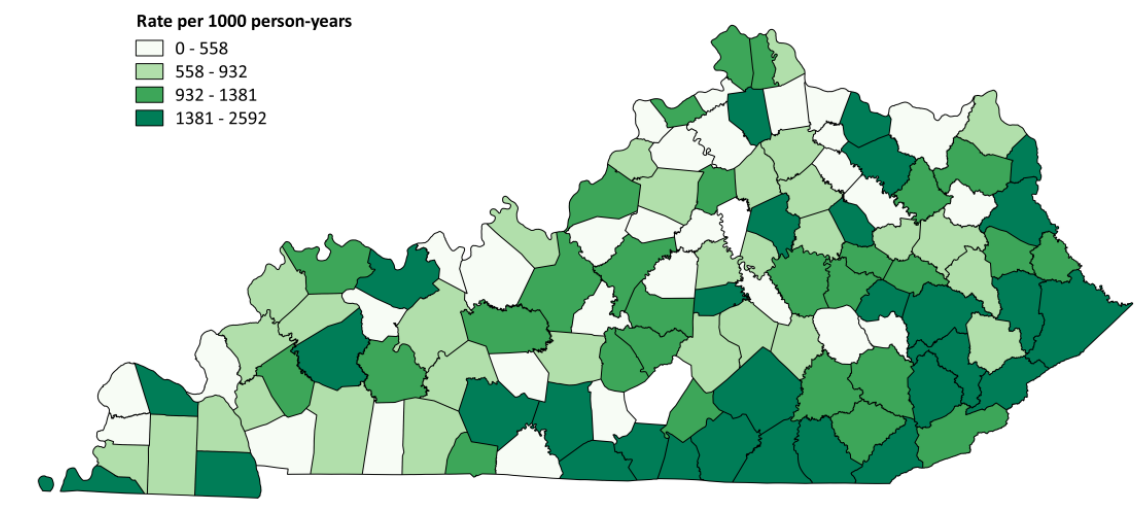


Figure 3. Average Annual Antibiotic Prescriptions Written for Outpatients in Kentucky per Provider by Provider County, 2013—2014



Regional data: The data were also analyzed by region. Table 1 presents the findings from this analysis.

Table 1. Outpatient Prescription Data by Region^a in Kentucky, 2013—2014.

	Eastern	Western	North	South Central
Provider type^b	Nurse Practitioners	Nurse Practitioners	Doctors of Osteopathy	Nurse Practitioners
Specialty^c	Pediatrics	Dermatology	Dermatology	Dermatology
Most commonly prescribed drug	Amoxicillin	Azithromycin	Amoxicillin	Amoxicillin
Rate per 1000 person-years	1485	1145	1068	1222
Total Rx	1,715,174	2,565,874	3,342,983	2,812,808

^a **Eastern Region Counties:** Greenup, Carter, Boyd, Elliott, Lawrence, Bath, Menifee, Montgomery, Morgan, Johnson, Martin, Pike, Floyd, Knott, Letcher, Perry, Leslie, Harlan, Bell, Clay, Knox, Jackson, Owsley, Lee, Wolfe, Breathitt, Magoffin; **Western Region Counties:** Fulton, Hickman, Carlisle, Ballard, McCracken, Graves, Marshall, Calloway, Livingston, Lyon, Trigg, Crittenden, Caldwell, Christian, Todd, Hopkins, Webster, Union, Logan, Butler, Ohio, Muhlenberg, Henderson, Daviess, Hancock, Mclean, Warren, Simpson, Allen, Barren, Edmonson, Hart, Monroe, Metcalfe, Larue, Hardin, Meade, Breckinridge, Grayson; **North Region Counties:** Jefferson, Bullitt, Nelson, Spencer, Shelby, Oldham, Henry, Trimble, Carroll, Owen, Gallatin, Boone, Kenton, Campbell, Pendleton, Grant, Bracken, Robertson, Mason, Fleming, Lewis, Rowan; **South Central Region Counties:** Harrison, Scott, Franklin, Bourbon, Nicholas, Woodford, Anderson, Fayette, Clark, Estill, Powell, Madison, Jessamine, Mercer, Washington, Boyle, Garrard, Lincoln, Casey, Taylor, Green, Adair, Russell, Cumberland, Clinton, Laurel, Whitley, Rockcastle, McCreary, Wayne, Pulaski, Marion

^b Highest average number of annual prescriptions per provider

^c Included specialties with more than one provider

Limitations

There is no information on the number of visits any specific provider conducts throughout the year.

Data on prescriptions per 1000 visits would be more informative, but these data are not currently

available. A provider that has a higher number of visits may appear to be a “high prescriber” and that may erroneously indicate that the provider is over-prescribing antibiotics; in turn, identification of specific providers as “high prescribers” is problematic. Additionally, because there is no information on the reasons that the prescription was written, the appropriateness of any particular prescription cannot be determined.

Conclusions

An outpatient antimicrobial stewardship program in Kentucky may need to target specific provider types, such as nurse practitioners, and professional specialties, such as dermatologists. The development of curriculum that provides education on prescribing in the context of known antimicrobial resistance patterns may also be of value. Variations in prescribing rates by provider location and patient’s sex may reflect both differences in the health of the population and differences in health-seeking behaviors; this should be further explored to determine if these factors should be considered when designing a stewardship program.

II. Antibiotic prescriptions in the pediatric Kentucky Medicaid population

The Child and Adolescent Health Services Research Design and Support (CAHRDS) Unit housed within the Department of Pediatrics at the University of Louisville has collaborated with Kentucky Medicaid to improve the quality of care of pediatric Medicaid recipients. In 2016, this initiative expanded to include an assessment of antibiotic prescribing. Research reported in this section was supported, in part, by the Cabinet for Health and Family Services, Department for Medicaid Services under Agreement titled “Improving Care Quality for Children Receiving Kentucky Medicaid,” Norton Healthcare, and the University of Louisville.

Data Source

Because rates of outpatient antibiotic use are highest in children (Hicks, 2015), and nearly one half of children in Kentucky are covered by Medicaid, we selected pharmacy claims from pediatric recipients (age <20 years) of Kentucky Medicaid from 2012–2015 to analyze.

Analyses

A team at the University of Louisville conducted a descriptive analysis to describe patterns of outpatient antibiotic use including patient characteristics (age, sex, race, zip code, date of service) and provider characteristics (type and specialty). The team calculated prescription rates (the total number of prescriptions per 1,000 Medicaid enrollees each year) for the overall pediatric population and for selected demographic groups. National Drug Codes were used to identify systemic antibacterial agents.

Results

Table 2 documents the rates of antibiotic use per 1000 children per year in the Kentucky pediatric Medicaid population from 2012–2015 compared to nationally representative data for children from 2011. Consistent with the literature (Hicks, 2015), Kentucky children received much higher rates of antibiotics compared to national estimates. Across all years, females had slightly higher rates of prescription compared to males. Additionally, rates of antibiotic use decreased with age, with the highest prescription rates found in infants and young children. Nationally representative data are not available for comparison, but within the Kentucky Medicaid population from 2012–2015, black children were less likely to be prescribed antibiotics as compared to white children or children of other races. Finally, antibiotic use was less common in the urban as compared to non-urban setting. This geographic variation is further explored in Table 3, which stratifies antibiotic use by Medicaid region (Figure 4). Across years, rates of prescribing were consistently highest in region 8, southeast Kentucky. The lowest

rates are in regions 3, 5 and 6 which include the metro areas of Louisville, Lexington and Cincinnati, respectively.

Table 2. Antibiotic Use in the Kentucky Medicaid Population, 2012–2015

	Annual prescriptions per 1000 children				
	National*	Kentucky Medicaid Data			
Characteristic	2011	2012	2013	2014	2015
Overall	889	1,446	1,329	1,230	1,302
Sex					
Male	841	1,342	1,237	1,102	1,157
Female	941	1,483	1,364	1,247	1,314
Age (years)					
0–2	1287	1,936	1,757	1,550	1,657
3–9	1018	1,445	1,336	1,212	1,290
10–19	691	1,129	1,045	968	1,003
Race					
White	Not available	1,521	1,412	1,400	1,386
Black	Not available	900	799	795	752
Other	Not available	1,127	928	502	952
Urban					
Yes	Not available	1,268	1,138	1,021	1,078
No	Not available	1,516	1,415	1,283	1,348

*Based on data from Hicks et al, 2015

Table 3. Antibiotic Prescriptions per 1000 Children per year by Medicaid Region, Kentucky, 2012–2015

Medicaid Region	2012	2013	2014	2015
1	1,574	1,496	1,350	1,455
2	1,338	1,266	1,150	1,233
3	1,132	929	860	912
4	1,647	1,527	1,344	1,375
5	1,188	1,104	976	1,054
6	1,082	974	854	933
7	1,618	1,515	1,357	1,378
8	1,893	1,847	1,676	1,725

Table 4 presents provider type data for antibiotic prescriptions from 2012–2015. Although the analysis focused exclusively on pediatric patients, general practitioners were the most common prescribers (36–39%), followed by nurse practitioners (25–32%). General pediatricians prescribed only 11–12% of antibiotics prescribed to children.

Figure 4. Kentucky Medicaid Regions

Image provided by the Kentucky Department For Medicaid Services.

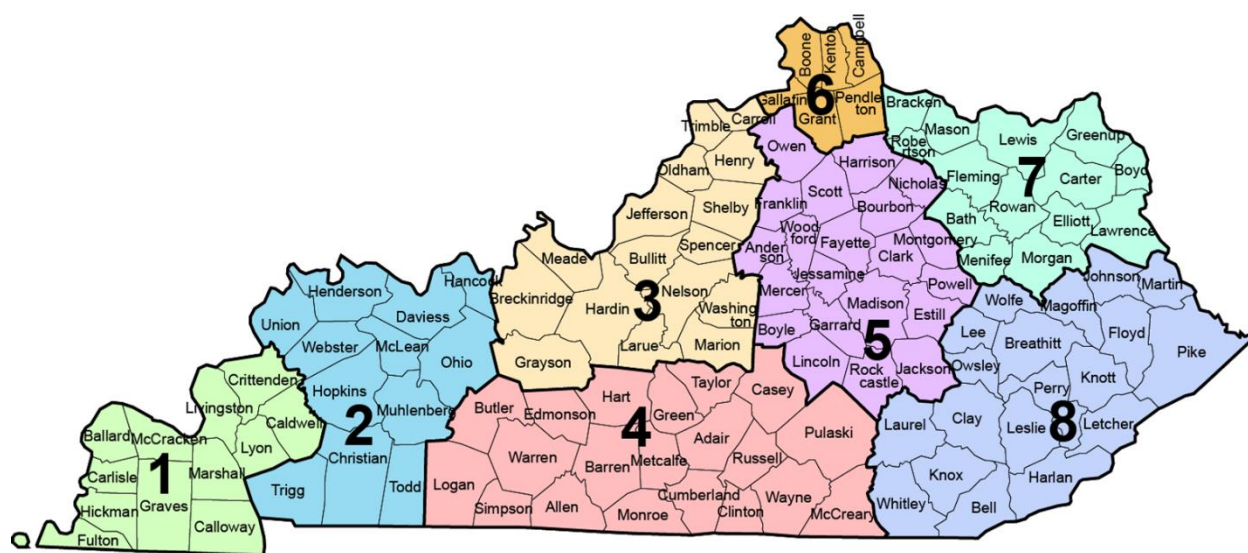


Table 4. Percentage of Pediatric Antibiotic Prescriptions by Provider Type in Kentucky Medicaid Prescription Data, 2012–2015.

Provider Type	2012	2013	2014	2015
General Practitioners	39	39	38	36
Nurse Practitioners	25	28	30	32
General Pediatricians	12	12	11	11
Physician Assistants	7	7	7	7
Other	17	14	14	14

Table 5 provides data for the four most commonly prescribed antibiotics in the Kentucky Medicaid population from 2012–2015 as compared to national data. The top four prescribed antibiotics in Kentucky and the United States overall were the same. Amoxicillin and Azithromycin predominated, followed by Cefdinir (Omnicef®) and Amoxicillin-Clavulanate (Augmentin®). From 2012 through 2015, the use of Cefdinir increased and it became the third most commonly prescribed antibiotic in the KY Medicaid population in 2014.

Table 5. Most Commonly Prescribed Antibiotics Among Kentucky Pediatric Medicaid Population, 2012–2015.

Antibiotic	Prescriptions per 1000 Children				
	National*	Kentucky Medicaid			
	2011	2012	2013	2014	2015
Amoxicillin	300	502	484	447	480
Azithromycin	183	354	299	257	247
Cefdinir	74	114	112	124	150
Amoxicillin-Clavulanate	87	144	134	114	121

*Based on data from Hicks et al, 2015

Conclusions

These results are consistent with the high rates of antibiotic use reported in Kentucky from nationally representative data (Hicks, 2015). The annual rate of prescriptions varied by patient demographics. This variation may be related to a combination of factors including differences in the underlying health of these sub-populations, differences in health seeking behavior of their parents/guardians, and/or differences in prescribing practices. Preliminary data suggest that the majority of prescriptions were for upper respiratory infections – formal linkage studies of pharmacy and medical claims have been initiated.

Providing targeted information to families of children more likely to receive an antibiotic (e.g., parents of young children or parents in non-urban areas) may be of use. The majority of prescriptions for children were written by general practitioners or nurse practitioners; education of appropriate antibiotic prescribing practices should include, and perhaps initially focus on, these groups.

Recommendations

Kentucky must proactively address inappropriate use of antibiotics in the Commonwealth. Though this should include continued analysis of existing data and identification of additional data sources to tailor activities moving forward, this effort can begin now and should be done across the continuum of care. Addressing inappropriate antibiotic prescribing in the outpatient setting should use a multifaceted approach. The Kentucky Department for Public Health should work with healthcare partners to do the following:

- 1. Support the development/improvement of antibiotic stewardship programs for outpatient facilities that do not meet the four Core Elements of stewardship in the outpatient setting.**
- 2. Disseminate materials to, and host educational programs for, providers with an emphasis on reaching nurse practitioners, general practitioners, and pediatricians. Both the IMS and Kentucky Medicaid data show that highest rates of antibiotic prescribing are in southeastern Kentucky. This may reflect underlying differences in the health of population, however this region should be an area of focus.**
- 3. Disseminate guidelines on the appropriate use of the most commonly prescribed drugs (amoxicillin, azithromycin, and cephalosporin).**
- 4. Increase public awareness of risks associated with inappropriate antibiotic use.**

References

1. Hicks, et al. US Outpatient Antibiotic Prescribing Variation According to Geography, Patient Population, and Provider Specialty in 2011. *CID*, 2015.
2. Dawson MH, et al. Penicillin as a chemotherapeutic agent. *Ann Intern Med*. 1943;19(5):707–17.
3. Shapiro S. Speculative strategies for new antibacterials: all roads should not lead to Rome. *J Antibiot*. 2013;66(7):371–86.
4. Dantes R, et al. Association between outpatient antibiotic prescribing practices and community-associated *Clostridium difficile* infection. *Open Forum Infect Dis* 2015; 2:ofv113.
5. Bell BG, et al. A systematic review and meta-analysis of the effects of antibiotic consumption on antibiotic resistance. *BMC Infect Dis* 2014; 14:13.
6. Brown KA, et al. Meta-analysis of antibiotics and the risk of community-associated *Clostridium difficile* infection. *Antimicrob Agents Chemother* 2013 May; 57:2326.
7. Deshpande A, et al. Community-associated *Clostridium difficile* infection and antibiotics: A meta-analysis. *J Antimicrob Chemother* 2013 Apr 25.
8. Centers for Disease Control and Prevention. Antibiotic resistance threats in the United States, 2013. <http://www.cdc.gov/drugresistance/threat-report-2013/>.
9. Teuber M. Veterinary use and antibiotic resistance. *Curr Opin Microbiol* 2001; 4(5):493–9.
10. Mustafa M, et al. Managing expectations of antibiotics for upper respiratory tract infections: a qualitative study. *Ann Fam Med*. 2014;12(1):29–36.
11. Little P, et al. Importance of patient pressure and perceived pressure and perceived medical need for investigations, referral, and prescribing in primary care: nested observational study. *BMJ*. 2004;328(7437):444.
12. Cals JW, et al. Public beliefs on antibiotics and respiratory tract infections: an internet-based questionnaire study. *Br J Gen Pract*. 2007;57(545):942–7.
13. André M, et al. A survey of public knowledge and awareness related to antibiotic use and resistance in Sweden. *J Antimicrob Chemother*. 2010;65(6):1292–6.
14. Masiero G, et al. Socioeconomic determinants of outpatient antibiotic use in Europe. *Int J Public Health* 2010; 55:469–78.
15. Marra F, et al. The relationship among antibiotic consumption, socioeconomic factors and climatic conditions. *Can J Infect Dis Med Microbiol* 2010; 21:e99–106.

16. Shapiro DJ, et al. Antibiotic prescribing for adults in ambulatory care in the USA, 2007–09. *J Antimicrob Chemother.* 2014;69(1):234-40.
17. Wald, et al. Clinical Practice Guideline for the Diagnosis and Management of Acute Bacterial Sinusitis in Children Aged 1 to 18 Years. *Pediatrics.* 2013; 132(1).
18. Lieberthal, et al. The Diagnosis and Management of Acute Otitis Media. *Pediatrics* 2013.
19. Rosenfeld, et al. Clinical Practice Guideline (Update) Adult Sinusitis Executive Summary. *Otolaryngol Head Neck Surg.* 2015;152(2 Suppl):S1-39.
20. Dellit, et al. Infectious Diseases Society of America and the Society for Healthcare Epidemiology of America Guidelines for Developing an Institutional Program to Enhance Antimicrobial Stewardship. *CID,* 2007;44:159-77.
21. Centers for Disease Control and Prevention. Core Elements of Hospital Antibiotic Stewardship Programs. Atlanta, GA: US Department of Health and Human Services, CDC; 2014. Available at <http://www.cdc.gov/getsmart/healthcare/implementation/core-elements.html>.
22. Sanchez, G.V., et al. Core Elements of Outpatient Antibiotic Stewardship. *MMWR Recomm Rep* 2016;65(No. RR-6):1–12.

Appendix A: Resources for Providers and the Community

The Centers for Disease Control and Prevention Get Smart: Know When Antibiotics Work

The Centers for Disease Control and Prevention (CDC) have developed a campaign to educate patients, prescribers, and pharmacists on appropriate use of antibiotics.

<https://www.cdc.gov/antibiotic-use/index.html>

<http://www.cdc.gov/getsmart/community/for-hcp/index.html>

<http://www.cdc.gov/getsmart/community/for-patients/index.html>

Infectious Diseases Society of America Practice Guidelines:

http://integrate.idsociety.org/IDSA_Practice_Guidelines/

Clinical Guidelines and Recommendations from the American College of Physicians:

<https://www.acponline.org/clinical-information/guidelines>

American Academy of Pediatrics Clinical Practice Guidelines:

<https://www.aap.org/en-us/professional-resources/quality-improvement/Pages/Guidelines-and-Policy-Development.aspx>