



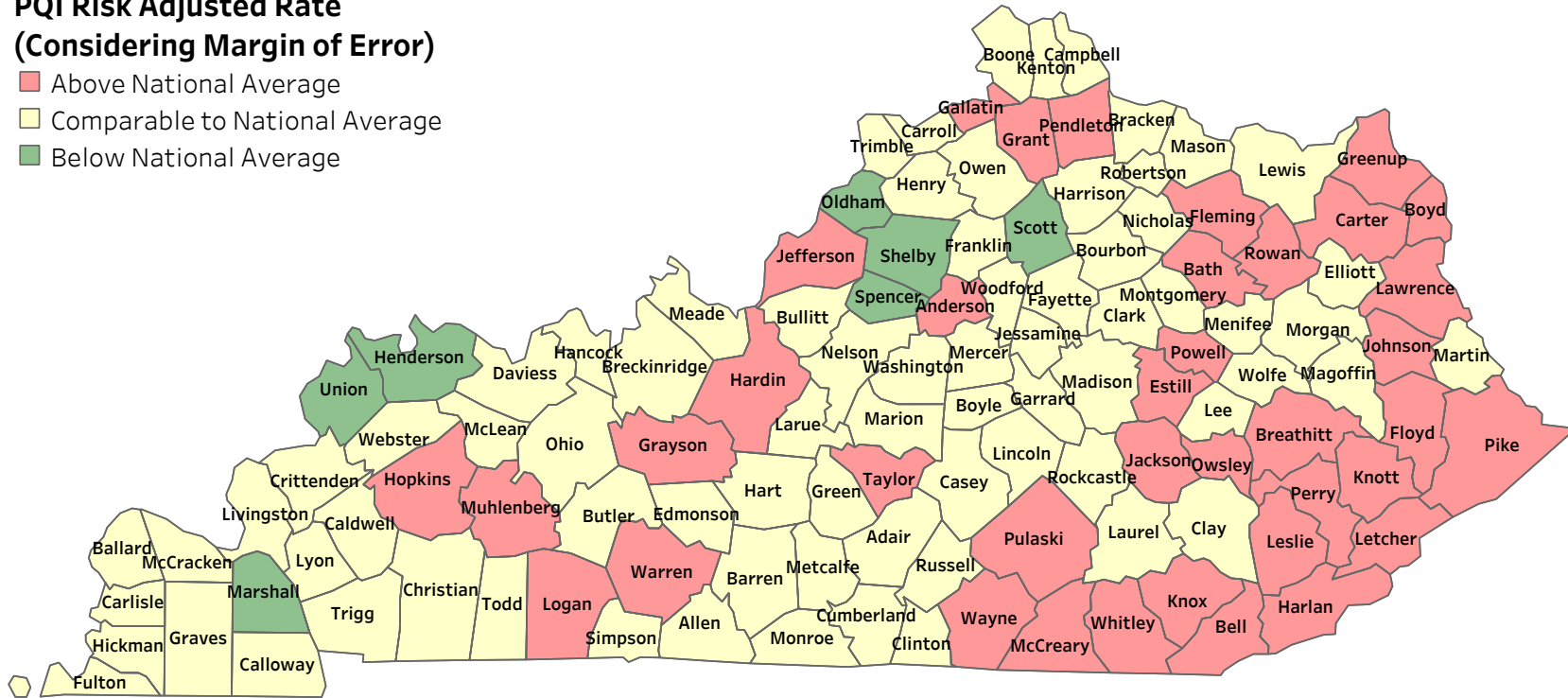
# Diabetes Long-Term Complications Admission Rate (PQI 03)

Based on Kentucky Hospital Inpatient Discharge Claims

January 1, 2022 to December 31, 2022

## PQI Risk Adjusted Rate (Considering Margin of Error)

- Above National Average
- Comparable to National Average
- Below National Average



National Crude Rate (per 1,000): 1.0893

Kentucky Crude Rate (per 1,000): 1.4075

Note(s): Population aged 18 years or older.

Source(s): Kentucky Hospital Association Inpatient Claims Data (2022); AHRQ Preventional Quality Indicators (PQI) Benchmark Data Tables, v2021

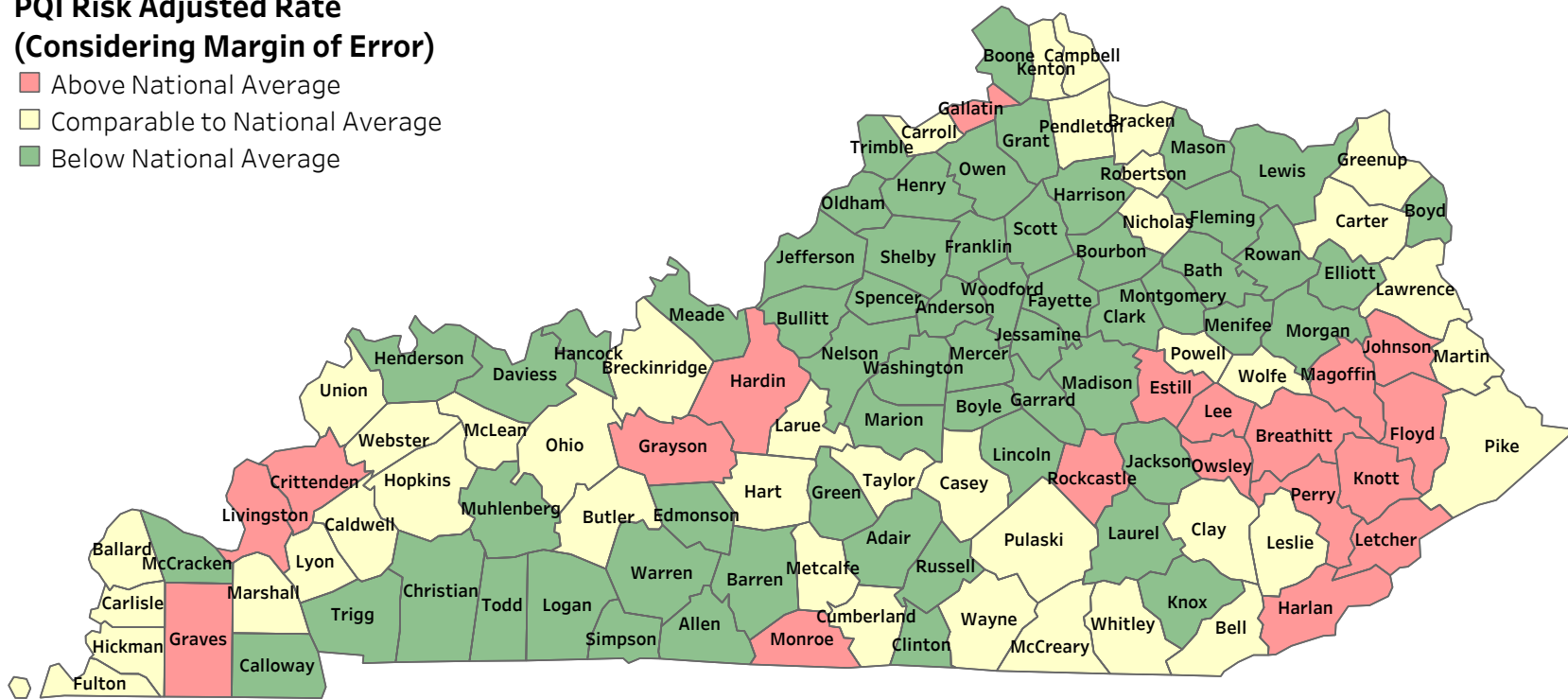
# COPD or Asthma in Older Adults Admission Rate (PQI 05)

Based on Kentucky Hospital Inpatient Discharge Claims

January 1, 2022 to December 31, 2022

## PQI Risk Adjusted Rate (Considering Margin of Error)

- Above National Average
- Comparable to National Average
- Below National Average



National Crude Rate (per 1,000): 3.8114

Kentucky Crude Rate (per 1,000): 2.9280

Note(s): Population aged 18 years or older.

Source(s): Kentucky Hospital Association Inpatient Claims Data (2022); AHRQ Preventional Quality Indicators (PQI) Benchmark Data Tables, v2021

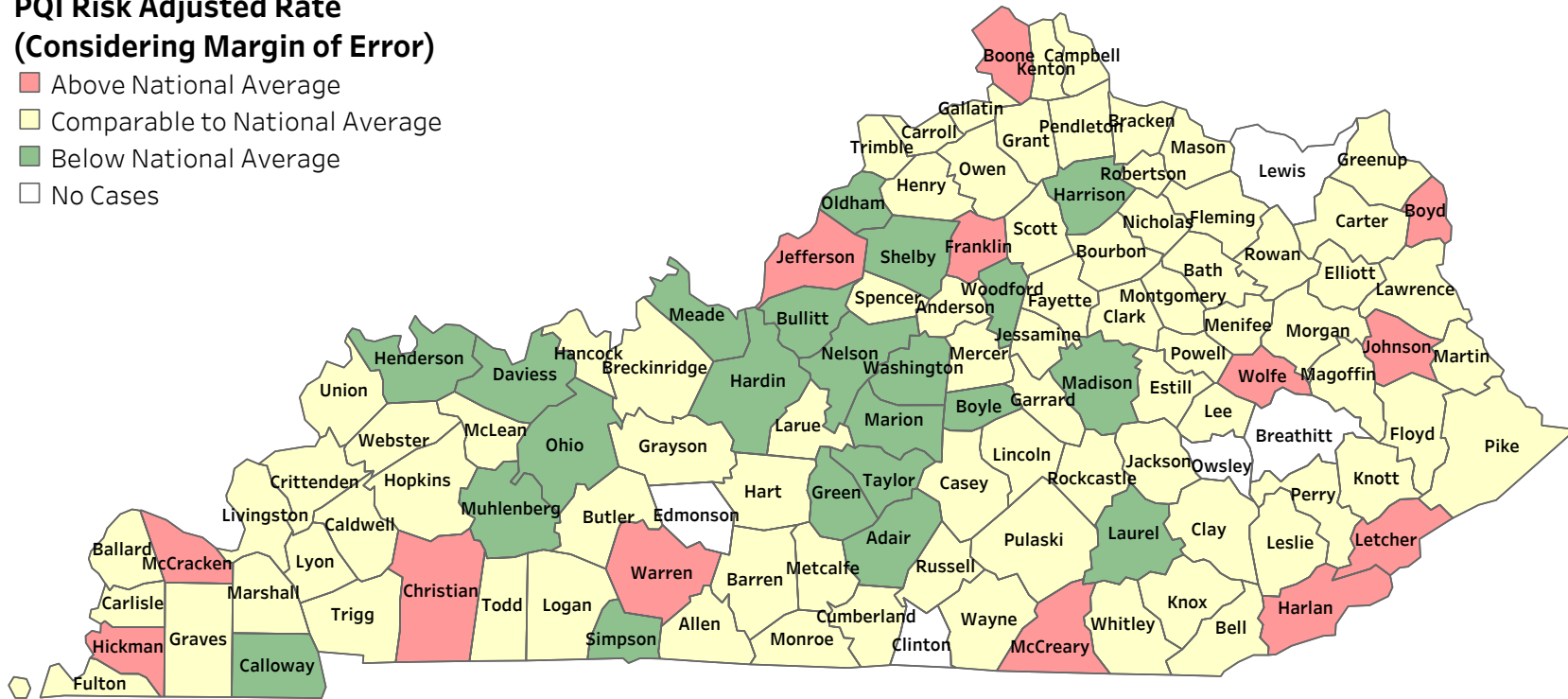
# Hypertension Admission Rate (PQI 07)

Based on Kentucky Hospital Inpatient Discharge Claims

January 1, 2022 to December 31, 2022

## PQI Risk Adjusted Rate (Considering Margin of Error)

- Above National Average
- Comparable to National Average
- Below National Average
- No Cases



National Crude Rate (per 1,000): 0.6075

Kentucky Crude Rate (per 1,000): 0.5920

Note(s): Population aged 18 years or older.

Source(s): Kentucky Hospital Association Inpatient Claims Data (2022); AHRQ Preventional Quality Indicators (PQI) Benchmark Data Tables, v2021

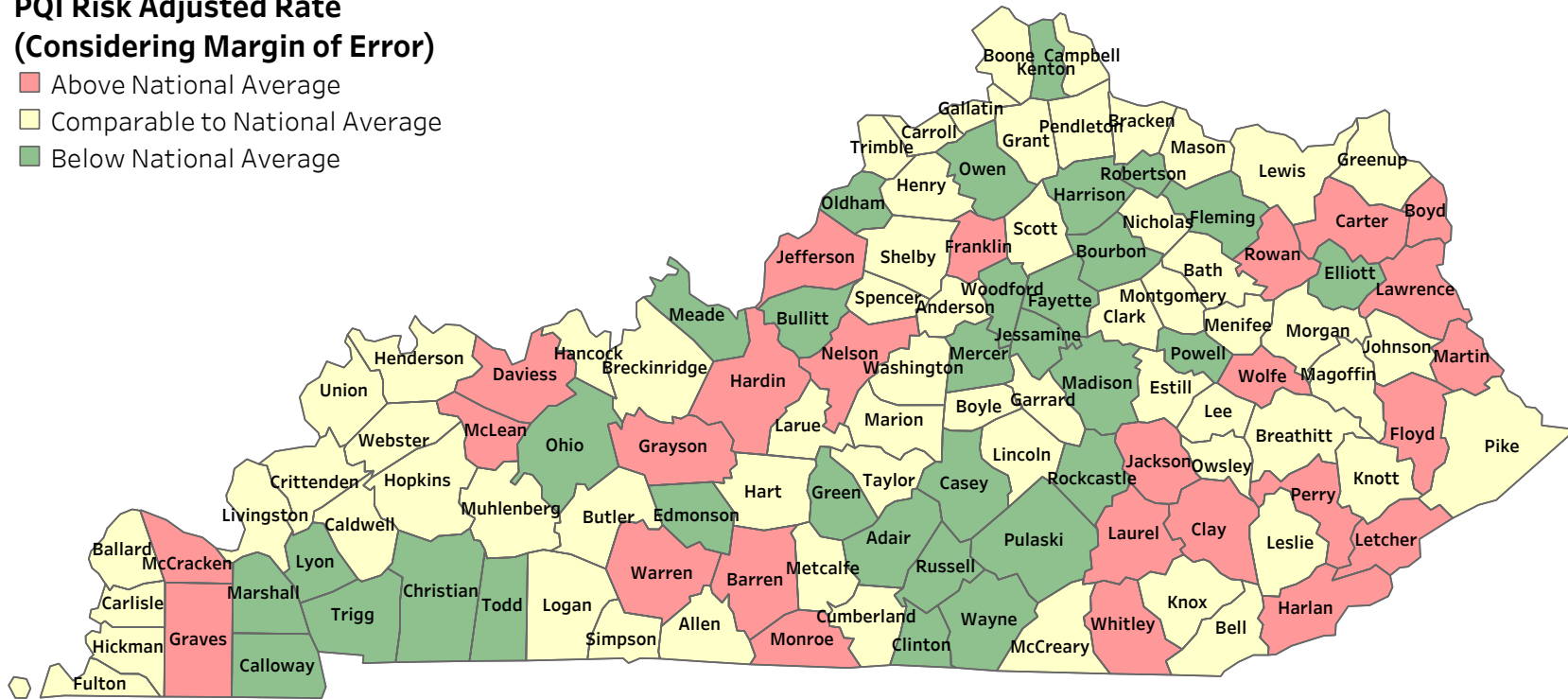
# Heart Failure Admission Rate (PQI 08)

Based on Kentucky Hospital Inpatient Discharge Claims

January 1, 2022 to December 31, 2022

## PQI Risk Adjusted Rate (Considering Margin of Error)

- Above National Average
- Comparable to National Average
- Below National Average



National Crude Rate (per 1,000): 4.2956

Kentucky Crude Rate (per 1,000): 4.7073

Note(s): Population aged 18 years or older.

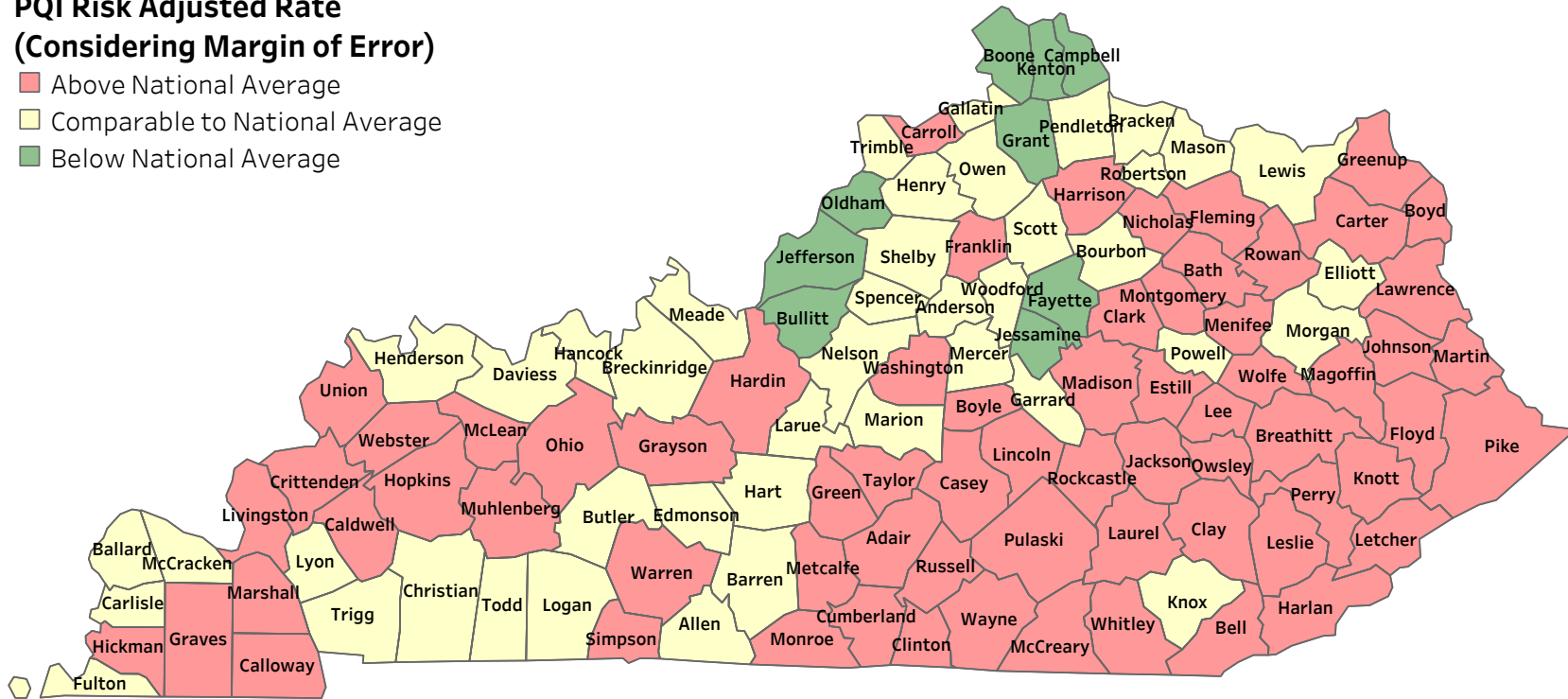
Source(s): Kentucky Hospital Association Inpatient Claims Data (2022); AHRQ Preventional Quality Indicators (PQI) Benchmark Data Tables, v2021

# Bacterial Pneumonia Admission Rate (PQI 11)

Based on Kentucky Hospital Inpatient Discharge Claims  
January 1, 2022 to December 31, 2022

## PQI Risk Adjusted Rate (Considering Margin of Error)

- Above National Average
- Comparable to National Average
- Below National Average



National Crude Rate (per 1,000): 1.8364  
Kentucky Crude Rate (per 1,000): 2.1615

Note(s): Population aged 18 years or older.

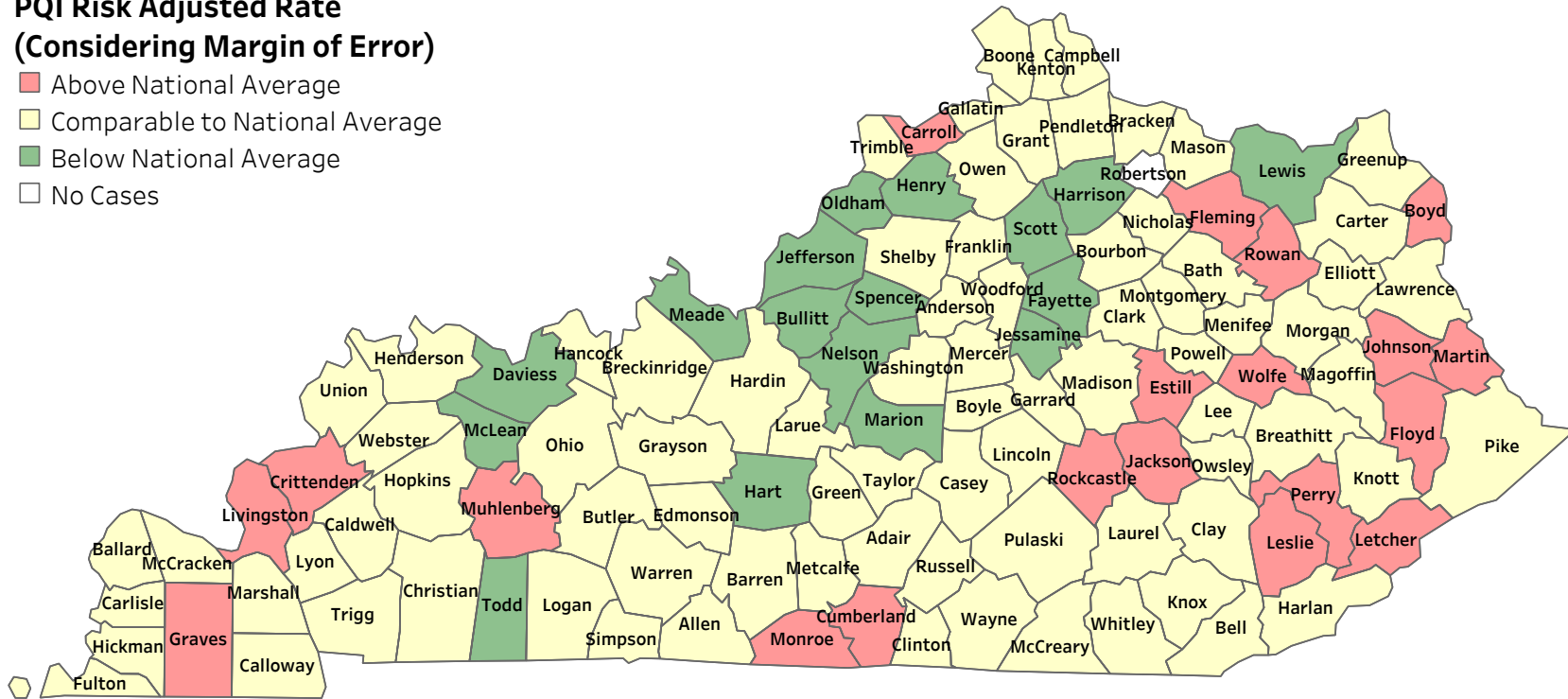
Source(s): Kentucky Hospital Association Inpatient Claims Data (2022); AHRQ Preventional Quality Indicators (PQI) Benchmark Data Tables, v2021

# Urinary Tract Infection Admission Rate (PQI 12)

Based on Kentucky Hospital Inpatient Discharge Claims  
January 1, 2022 to December 31, 2022

## PQI Risk Adjusted Rate (Considering Margin of Error)

- Above National Average
- Comparable to National Average
- Below National Average
- No Cases



National Crude Rate (per 1,000): 1.3479  
Kentucky Crude Rate (per 1,000): 1.3562

Note(s): Population aged 18 years or older.

Source(s): Kentucky Hospital Association Inpatient Claims Data (2022); AHRQ Preventional Quality Indicators (PQI) Benchmark Data Tables, v2021

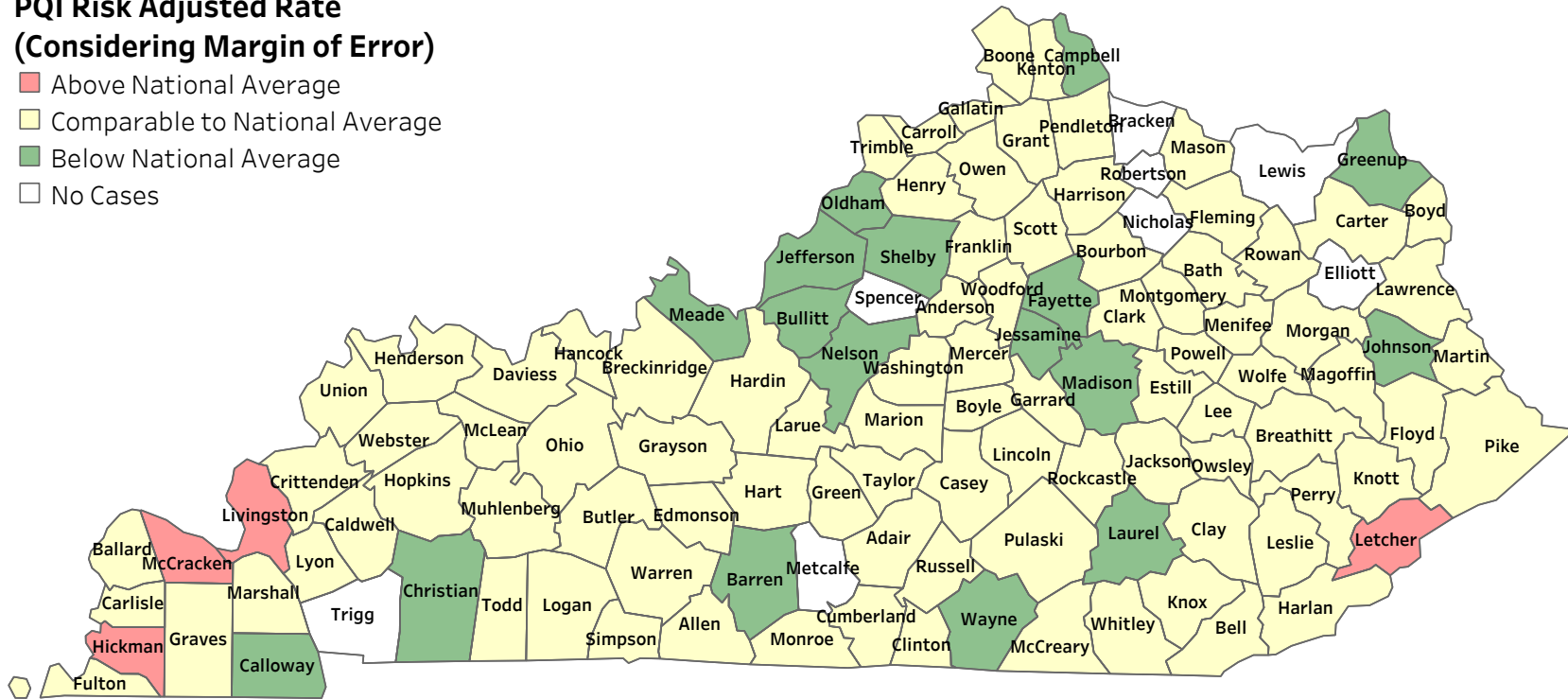


# Uncontrolled Diabetes Admission Rate (PQI 14)

Based on Kentucky Hospital Inpatient Discharge Claims  
January 1, 2022 to December 31, 2022

## PQI Risk Adjusted Rate (Considering Margin of Error)

- Above National Average
- Comparable to National Average
- Below National Average
- No Cases



National Crude Rate (per 1,000): 0.4212  
Kentucky Crude Rate (per 1,000): 0.3793

Note(s): Population aged 18 years or older.

Source(s): Kentucky Hospital Association Inpatient Claims Data (2022); AHRQ Preventional Quality Indicators (PQI) Benchmark Data Tables, v2021





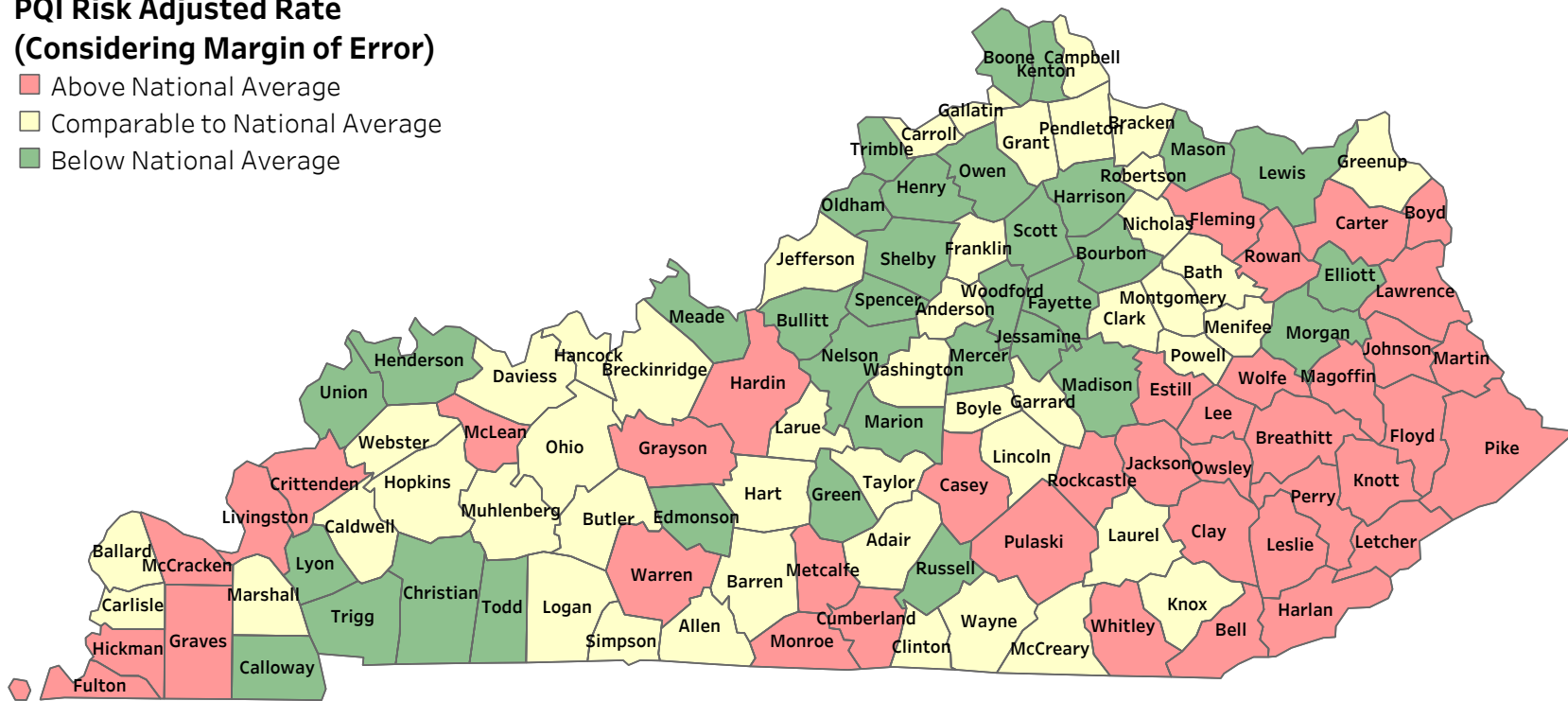


# Prevention Quality Overall Composite (PQI 90)

Based on Kentucky Hospital Inpatient Discharge Claims  
January 1, 2022 to December 31, 2022

## PQI Risk Adjusted Rate (Considering Margin of Error)

- Above National Average
- Comparable to National Average
- Below National Average



National Crude Rate (per 1,000): 13.0138  
Kentucky Crude Rate (per 1,000): 13.7223

Note(s): Population aged 18 years or older.

Source(s): Kentucky Hospital Association Inpatient Claims Data (2022); AHRQ Preventional Quality Indicators (PQI) Benchmark Data Tables, v2021

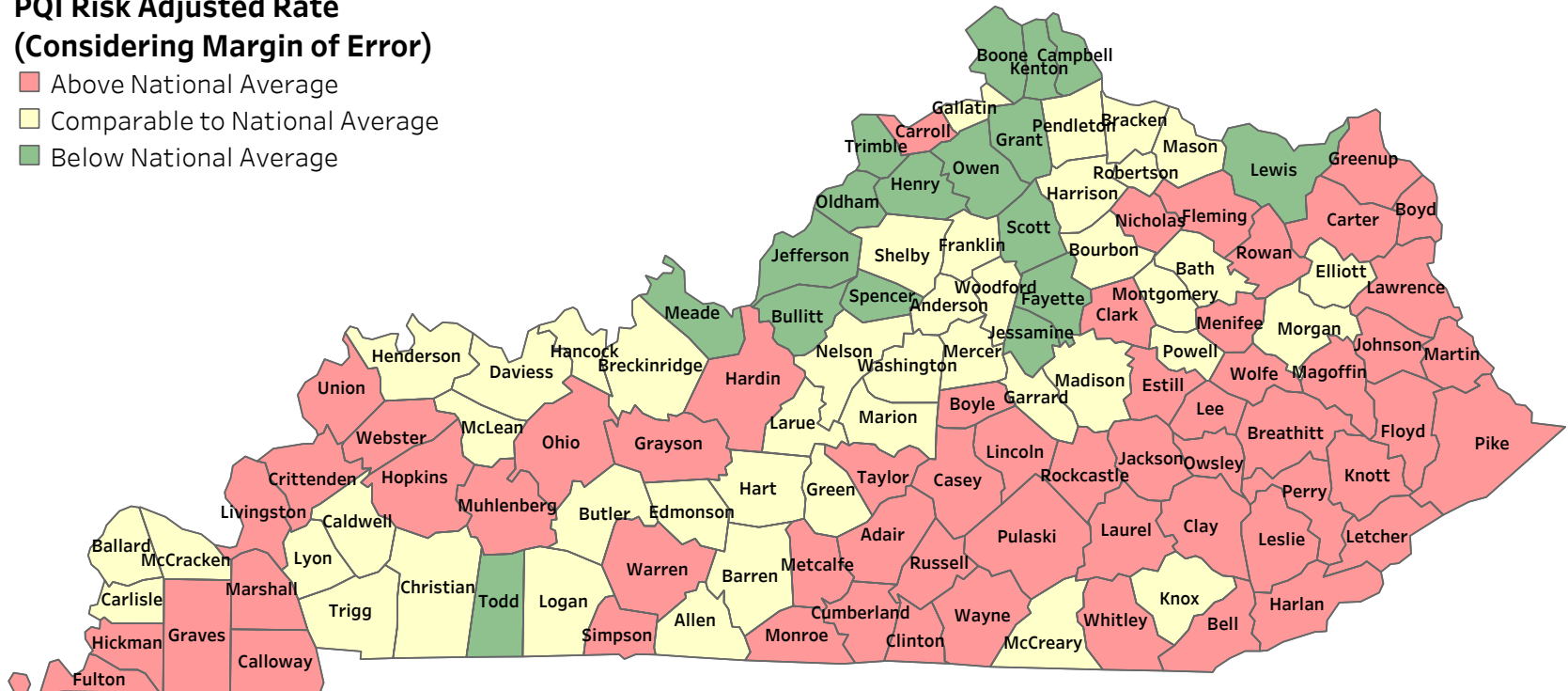
# Prevention Quality Acute Composite (PQI 91)

Based on Kentucky Hospital Inpatient Discharge Claims

January 1, 2022 to December 31, 2022

### PQI Risk Adjusted Rate (Considering Margin of Error)

- Above National Average
- Comparable to National Average
- Below National Average



National Crude Rate (per 1,000): 3.1842  
 Kentucky Crude Rate (per 1,000): 3.5177

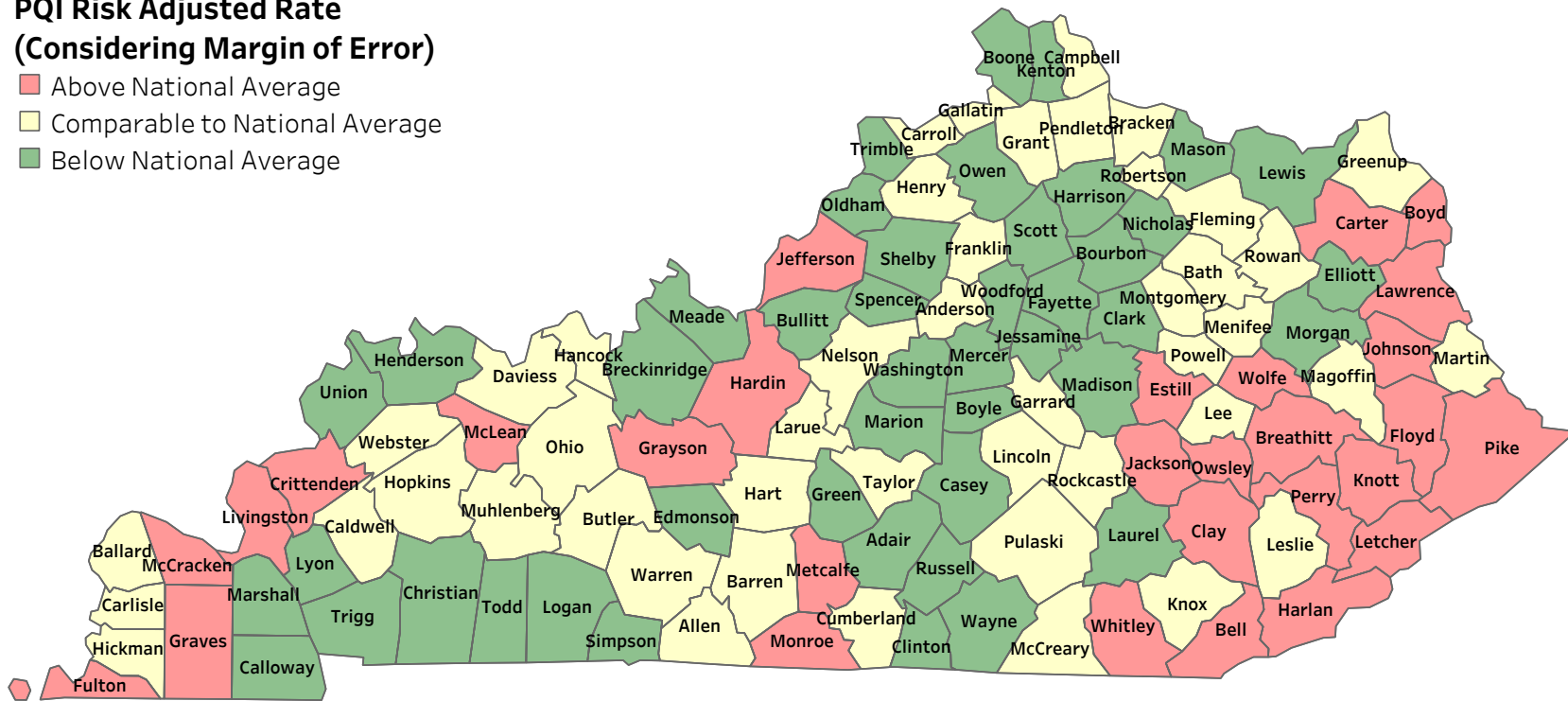
Note(s): Population aged 18 years or older.  
 Source(s): Kentucky Hospital Association Inpatient Claims Data (2022); AHRQ Preventional Quality Indicators (PQI) Benchmark Data Tables, v2021

# Prevention Quality Chronic Composite (PQI 92)

Based on Kentucky Hospital Inpatient Discharge Claims  
January 1, 2022 to December 31, 2022

## PQI Risk Adjusted Rate (Considering Margin of Error)

- Above National Average
- Comparable to National Average
- Below National Average



National Crude Rate (per 1,000): 9.8307  
Kentucky Crude Rate (per 1,000): 10.2050

Note(s): Population aged 18 years or older.

Source(s): Kentucky Hospital Association Inpatient Claims Data (2022); AHRQ Preventional Quality Indicators (PQI) Benchmark Data Tables, v2021

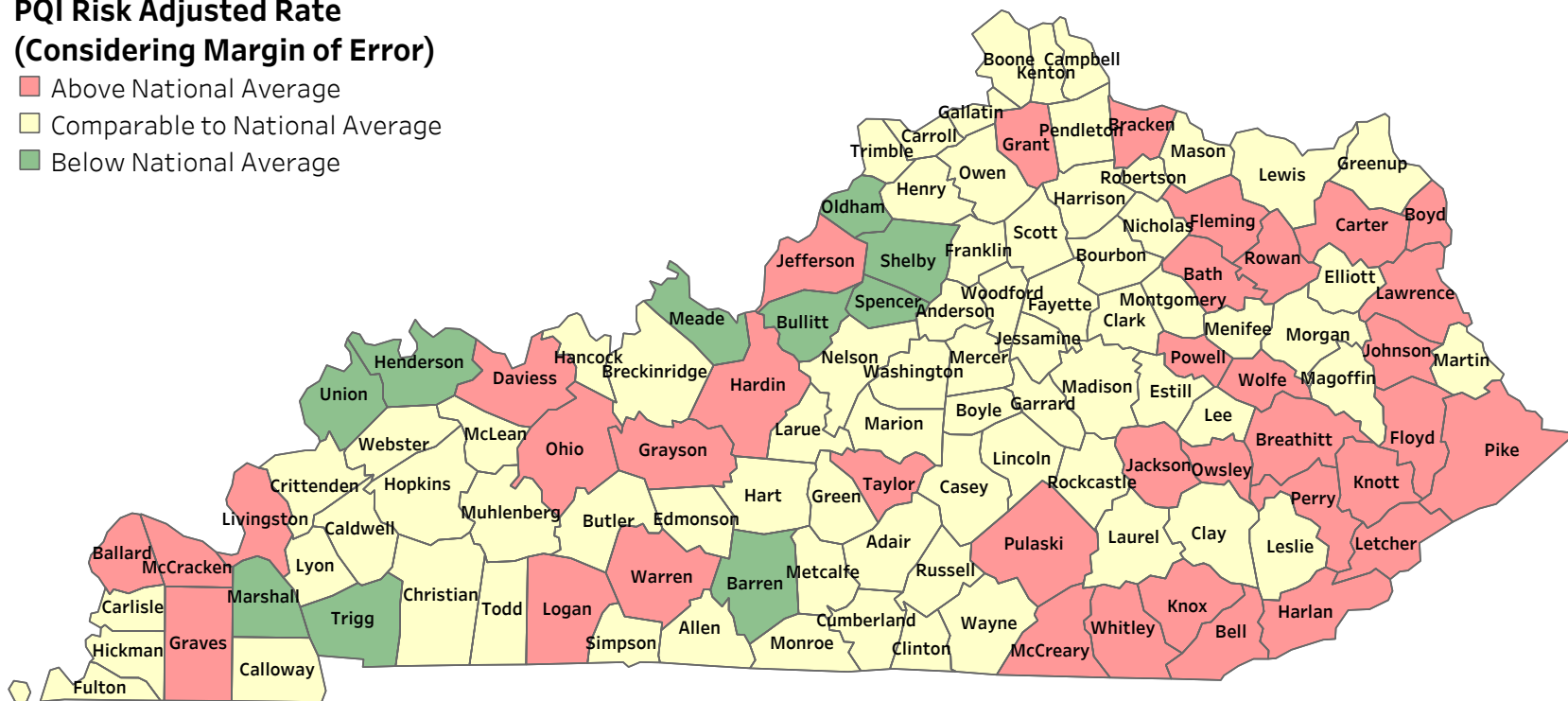
# Prevention Quality Diabetic Composite (PQI 93)

Based on Kentucky Hospital Inpatient Discharge Claims

January 1, 2022 to December 31, 2022

## PQI Risk Adjusted Rate (Considering Margin of Error)

- Above National Average
- Comparable to National Average
- Below National Average



National Crude Rate (per 1,000): 2.4752  
 Kentucky Crude Rate (per 1,000): 2.9999

Note(s): Population aged 18 years or older.

Source(s): Kentucky Hospital Association Inpatient Claims Data (2022); AHRQ Preventional Quality Indicators (PQI) Benchmark Data Tables, v2021